

Honeywell
PEHA



Catalogue 2019

Switches, sockets, lighting
control and building automation

CONTACTS

Competent Honeywell colleagues will reply to your price enquiries, give you information about the availability of and delivery times for individual items, and answer your technical questions.

Call our service centre and your enquiry will be dealt with quickly and without complications.

Call us:

Mon. – Thu. from 7.30 a.m. to 5 p.m.

and Fri. from 7.30 a.m. to 3 p.m.

PEHA Elektro

Customer Service Centre direct lines:	
Commercial enquiries about orders, deliveries, invoices and returns	Telephone +49 (0)2353 9118 200 Telefax +49 (0)2353 9118 292 peha-export@honeywell.com
Technical support Electrical products (Switches, sockets)	Telephone +49 (0)2353 9118 222 peha.technik@honeywell.com
Electrical systems (Lighting control and building automation)	Telephone +49 (0)2353 9118 333 peha.technik@honeywell.com
Central project handling and quotations	Telephone +49 (0)2353 9118 200 Telefax +49 (0)2353 9118 255 peha.verkauf@honeywell.com

PEHA Elektro GmbH & Co. KG

a Honeywell Company

Daimlerstraße 4

58553 Halver

Germany

Telephone +49 (0)2353 9118 001

Telefax +49 (0)2353 9118 311

peha@honeywell.com

www.peha.de

Our general terms of business apply, see page 287.

This catalogue replaces previous editions.

All types and versions are subject to change without prior notice.

REGIONAL CONTACT PARTNER GERMANY

Region north

Mehmet Önkol

24161 Altenholz
Telephone +49 (0)431 28989252
Mobil +49 (0)170 2972982
mehmet.oenkol@honeywell.com

Jörg Tendler

31180 Giesen
Telephone +49 (0)5066 2756
Telefax +49 (0)5066 693826
Mobil +49 (0)171 2129192
joerg.tendler@honeywell.com

Ingo Wolff

58840 Plettenberg
Mobil +49 (0)175 1688492
ingo.wolff@honeywell.com

Matthias Storm

48432 Rheine
Telephone +49 (0)5971 8036915
Telefax +49 (0)5971 8040745
Mobil +49 (0)160 8419423
matthias.storm@honeywell.com

Region centre

René Schmidt

16356 Werneuchen
Mobil +49 (0)160 99871818
rene.schmidt@honeywell.com

Kai Lohmeyer

65795 Hattersheim am Main
Telephone +49 (0)6190 917384
Telefax +49 (0)6190 891729
Mobil +49 (0)170 2972981
kai.lohmeyer@honeywell.com

Thomas Lisowski

16321 Bernau
Mobil +49 (0)173 4120943
thomas.lisowski@honeywell.com

Region south

Thomas Ruf

77866 Rheinau
Telephone +49 (0)7844 985 41
Telefax +49 (0)7844 985 42
Mobil +49 (0)173 7016281
thomas.ruf@honeywell.com

Christian Müller

82178 Puchheim
Telephone +49 (0)2353 9118 024
Mobil +49 (0)152 37749314
christian.mueller2@honeywell.com

Industry

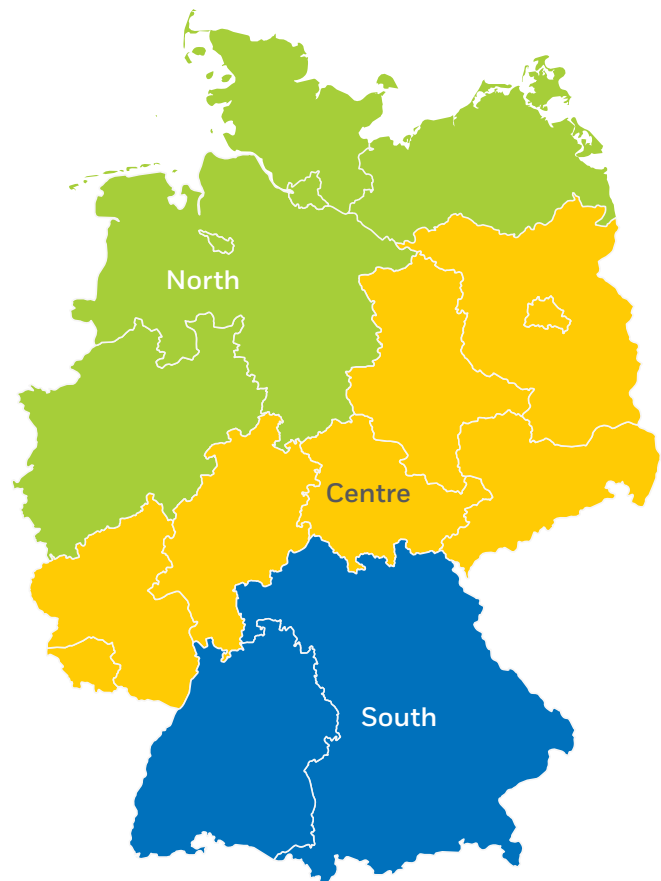
Sara Ebert

Mobil +49 (0)172 1804401
sara.ebert@honeywell.com

Export

Michael Schüttler

Mobil +49 (0)171 3187373
michael.schuetzler@honeywell.com



REGIONAL CONTACT PARTNER NETHERLANDS

PEHA Elektro BV
a Honeywell Company
Pieter Calandweg 58
6827 BK Arnhem
The Netherlands
Telephone +31 (0)26 3687500
pehainfo.nl@honeywell.com

Office service	Sales leader Netherlands	Sales director Europe
Silvia Hocke Gabry van der Wende Rob Hugen	Kees Lieshout Telephone +31 (0)6 51149154	Jacques Hoskam

Region manager north

Ferron Kloekke
Telephone +31 (0)6 10556198

Region manager south-west

Rob de Ligt
Telephone +31 (0)6 51149157

Region manager south-east

Ed Hulbert
Telephone +31 (0)6 22968747



Project manager

Lammert Hooiveld
Telephone +31 (0)6 11142044

Project manager

Niels Abbink
Telephone +31 (0)6 11462429





Tradition and innovation for over 90 years.


Honeywell PEHA has played a major part in shaping modern electrical installations for over 90 years. Honeywell PEHA is synonymous with an impressive, high-quality complete range that can offer professionals and users alike everything that they need. The focus here is on energy saving, comfort and greater safety in industrial buildings and in private home building. Great flexibility, simple installation and easy start-up characterise the installation solutions of Honeywell PEHA. Whether wired or by radio – with Honeywell PEHA there's no compromise in terms of either comfort or an attractive design.




Communication



Radio transmitters



Switches/Pushbuttons



Residential applications












Dimmer/Electronics



Socket systems



CONTENTS

	BASIC ELEMENTS	Page 10
	ELECTRONIC DEVICES	Page 24
	AUDIOPOINT/FLUSH-MOUNTED RADIO	Page 30
	ROLLER SHUTTER CONTROL	Page 34
	SWITCH PROGRAMMES	
	STANDARD programme	Page 40
	BADORA programme	Page 60
	DIALOG programme	Page 68
	AURA programme	Page 80
	NOVA programme	Page 90
	Socketline-Flex/Socketline-Connect programme	Page 106
	Concept 45 programme	Page 130
	COMPACTA programme	Page 138
	HOSPITAL INSTALLATION/MULTIMEDIA	
	Hospital programme	Page 150
	Multimedia/Communication technology	Page 170
	SURFACE-MOUNTED/DAMP ROOM PROGRAMME	
	Surface-mounted programme	Page 184
	Water-proof programme	Page 188
	Cast aluminium programme	Page 198
	BUILDING AUTOMATION	
	Easyclickpro radio-frequency system/EnOcean	Page 206
	PLS	Page 230
	ENERGY METERS	Page 248
	SUCCESSOR ITEMS	Page 253
	NUMBER INDEX	Page 255
	GENERAL CONDITIONS	Page 287

COLOUR OVERVIEW/COLOUR CODE

STANDARD Basis



1



2



1



2

- 1 White = 03/W = similar to RAL 1013
- 2 Pure white = 02 = similar to RAL 9010

BADORA



1



2



3

- 1 White = 03 = similar to RAL 1013
- 2 Pure white = 02 = similar to RAL 9010
- 3 Aluminium = 70 = enamelled

DIALOG Basis



1



2



3



4

- 1 White = 03 = similar to RAL 1013
- 2 Pure white = 02 = similar to RAL 9010
- 3 Aluminium = 70 = enamelled
- 4 Deep black = 19 = similar to RAL 9005

DIALOG Chrome



5



6



7

- 5 Pure white = 02 = similar to RAL 9010 + Chrome = 60
- 6 Aluminium = 70 = enamelled + Chrome = 60
- 7 Deep black = 19 = similar to RAL 9005 + Chrome = 60

DIALOG Gold



8



9

- 8 Pure white = 02 = similar to RAL 9010 + Gold = 61
- 9 Deep black = 19 = similar to RAL 9005 + Gold = 61

AURA Basis



1



2



3

- 1 Pure white matt = 02 = similar to RAL 9010
- 2 Aluminium matt = 70 = enamelled
- 3 Anthracite matt = 64 = enamelled

AURA Glas



4



5



6



7



8



9

- 4 Matt Pure white = 52.02
- 5 Clear Aluminium = 51.70
- 6 Matt Mint green = 52.46
- 7 Grooved Aluminium = 53.70
- 8 Black Anthracite = 57.21
- 9 Mirror Anthracite = 150.21




COLOUR OVERVIEW/COLOUR CODE


AURA Stein



10



11



12



13



14

- 10 Estremoz = 137.02
- 11 Padang Light grey = 116.21
- 12 Nero Assoluto India = 125.21
- 13 Bianco Carrara CD = 111.70
- 14 Labrador Bluepearl = 144.70

NOVA Basis brilliance



1



2



3

- 1 Pure white high-gloss = 022 = similar to RAL 9010
- 2 Piano black high-gloss = 192 = similar to RAL 9005
- 3 Aluminium enamelled = 702

NOVA Basis tangenta



1



2



3

NOVA elements Naturals Wood*



4



5



6



7

- 4 Dark Wenge Alu = 200.702
- 5 Dark Wenge Black = 200.192
- 6 British Oak White = 201.022
- 7 British Oak Alu = 201.702

*As the different woods used in NOVA elements Naturals Wood are a natural product, the colour and grain of the wood may vary.

NOVA elements Naturals Leather



8



9



10



11

- 8 Dark Hide Alu = 202.702
- 9 Dark Hide Black = 202.192
- 10 Cream Hide White = 203.022
- 11 Cream Hide Alu = 203.702

NOVA elements Metal



12



13



14



15



16



17



18

- 12 Brushed Steel White = 220.022
- 13 Brushed Steel Black = 220.192
- 14 Brushed Steel Alu = 220.702
- 15 Cast Iron Black = 221.192

- 16 Satin Titanium White = 222.022
- 17 Satin Titanium Black = 222.192
- 18 Satin Titanium Alu = 222.702
- 19 Brushed Bronze Black = 223.192

19

NOVA elements Glass Effect



20



21



22



23



24

- 20 Polished Onyx Black = 240.192
- 21 Ice White = 241.022
- 22 Polished Stone Alu = 242.702
- 23 Polished Jade White = 243.022
- 24 Golden Sand Black = 244.192



BASIC ELEMENTS



PEHA basic elements. These stand up.

We take the position that absolute safety and reliability build the prerequisites for quality. Thus each of our products – as future orientated it might be – is being built from proved and reliable basic elements. The synthesis of innovation and tradition becomes reality.



Installation example BADORA

Installation example 1: Switch BADORA, 1-gang, pure white




Basic element
D 516

+



Rocker
D 11.540.02

+




Combination frame, 1-gang
D 11.571.02



Complete
Switch

Installation example 2: Switch BADORA, 2-gang, pure white



Basic element
D 516

+



Rocker
D 11.540.02 +
Socket SCHUKO®
with central plate
D 11.6511.02

+



Combination frame, 2-gang
D 11.572.02



Complete
combination

Combination frames BADORA

1-gang, dimensions: 83 x 83 mm



2-gang, dimensions: 83 x 154 mm



3-gang, dimensions: 83 x 225 mm



4-gang, dimensions: 83 x 296 mm



5-gang, dimensions: 83 x 367 mm



Combination frame (1- to 5-gang) for vertical and horizontal installation.



Switch base and socket base

With the new switch base and socket base, PEHA now supplies a holistic concept to improve the existing products in terms of safety, reliability and handling. Both products integrate seamlessly into the existing portfolio and have the same item numbers. This ensures that no data record changes are necessary. Thanks to downwards compatibility, both products – the switch base and the socket base – can be ordered and combined in the usual way in all Honeywell PEHA switch systems.

The switch base is available with plug-in terminals in all commonly sold variants (1-way/2-way switch, series bridged switch, intermediate switch etc.) The socket base is available with plug-in or screw terminals in the basic models SCHUKO® and NF (Belgian/French) and in specific variants for hospitals/laboratories etc.

Product advantages




Socket base

Insulated supporting frame

Thanks to the electrical isolation, there is no connection between the claws and the supporting frame. The worst-case scenario is that the phase can be damaged in the case of fitting with claws. The result of this can be that the claws and the supporting frame are live. The electrical isolation prevents this.

Self-resetting concealed claws

Thanks to an integrated reset mechanism, the claws automatically return to their initial position as soon as the screws are screwed back. This simplifies assembly and disassembly, since the claws cannot become tilted or stuck. When completely reset, the claws are located concealed in a guide. This is also the as-delivered state. This increases safety during installation. This reduces cut injuries to a minimum.



Switch base

Installation-friendly design

Thanks to the well thought-through design, the socket base has a lower installation depth compared with the previous version and to many others on the market. In the centre there is a space saving of some 2 mm compared with the previous model.



Socket base



Switch base

Improved cable routing

Thanks to a larger edge radius and a special shape, the base has ideal cable routing. This cable routing allows proper wiring. The cables are not bent at a sharp 90° angle, which provides additional protection against broken cables.




Ergonomic release plate

The new ergonomic release plate provides a better more simple pressure point. The release plate also has entry points for flat-tipped or Phillips screwdrivers for tool-assisted release. By virtue of the improved ergonomics and the entry points, the base can be removed more easily and quickly.



Socket base



Socket base

Different colour variants

For hospital installations, the respective sockets have coloured release plates in the colours red, green, orange and yellow. Unlike the old socket version, the base is no longer coloured.

Technical data socket base

Replaces the previous sockets of the types 6511, 6611, 6571 and 6671

- Versions: SCHUKO® (plug-in & screw terminals), NF (plug-in & screw terminals), with and without increased protection against electric shock
- Terminals: Plug-in terminals: Rigid wire with maximum 2.5 mm² diameter
Screw terminals: Flexible and rigid wire; earthing terminal with NF version maximum 6 mm²
- Stripping length: 12–17 mm
- Technical details: Voltage U: 250 V AC
Current I: 16 A
- Test marks: VDE, KEMA, CEBC
- Environmental standards: WEEE
- Protective conductor contact material: SCHUKO®: Phosphor bronze, TNO standard
NF: Galvanised brass
- Fire protection: The base is completely halogen-free
- Lighting type: LED control light

Technical data switch base

Replaces the existing 500 Series switch types

- Versions: D 516, D 515, D 517, D 512, D 511, D 516/4 GL, D 515 GL, D 516 GLK, D 512 GLK, D 515/1, D 550, D 550/4, D 556, D 515 T, D 550 GLK, D 556 GLK
- Terminals: Plug-in terminals: Rigid wire with maximum 2.5 mm² diameter
- Stripping length: 11 mm
- Technical details: Voltage U: 250 V AC
Current I: 10 AX
- Test marks: VDE, KEMA, CEBC
- Environmental standards: WEEE



Basic elements

Article Description

Article no.

Order no.

Note

Installation may only be done by persons with the appropriate electrical knowledge and experience!*

Improper installation means that you endanger:

- Your own life;
- The lives of people using the electrical system.

With improper installation you also risk serious material damage e.g. from fire.

You are potentially personally liable for death, injury and material damage.

Use a skilled electrician!

***Specialist knowledge required for installation**

In particular, the following specialist knowledge is required for installation:

- The applicable '5 safety rules': Isolate, secure against switching back on, make sure no voltage is present, earth and short circuit, cover or cordon off adjacent live components;
- Select the suitable tool, the measuring instruments and if necessary the personal safety equipment;
- Evaluate the measurement;
- Select the electrical installation material for ensuring the deactivation conditions;
- IP protection types;
- Fitting the electrical installation material;
- Type of supply network (TN system, IT system, TT system) and the resulting connection conditions (classic zeroing, protective earthing, required additional measures etc.)


Basic elements/Rockers

		STANDARD	BADORA	DIALOG	AURA	NOVA brilliance	NOVA tangenta
500-series	Plug-in terminal e.g. D 516	D 80.640	D 11.540	D 95.540	D 20.540	D 20.540	D 20.530
600-series	Screw terminals e.g. D 616/2	D 80.640	D 11.640	D 95.640	D 20.640	D 20.640	D 20.630

Technical data

	Lamp power	Lamp switching when operated with low-loss ballast		Operation with electronic ballast	
		Inductive	Parallel compensated		
Tubular fluorescent lamps	18 W	25*/43**	37*/67**	27	Maximum number of fluorescent lamps on PEHA switches with 10 Ax/250 V~ GL = glow/incandescent element as orientation light, 'ON', when supply voltage is applied. GLK = glow/incandescent element as indicator light, 'ON', when consumer is in operation. (An additional neutral conductor is required for this.)
	36 W	21	33	27	
	58 W	13	21	19	
Compact fluorescent lamps TC-S, -T, -D	11 W	60	74	33	Energy-saving lamp/electronic ballasts: When energy-saving lamps or electronic ballasts are connected, attention must be paid to a high switch-on current. It must first be ensured that the device is suitable for this. Switches and pushbuttons with connecting terminals for cable diameters 0.8–2.5 mm ² in accordance with IEC 60669-1/VDE 0632.
	13 W	54	72	33	
	18 W	40	68	27	
	26 W	29	39	27	
Compact fluorescent lamps TC-L, -F	18 W	25*/43**	37*/67**	27	*individual switching/**tandem switching
	24 W	27	39	27	
	36 W	21	34	27	
	55 W	15	23	19	

Rocker switch with plug-in terminals for all flush-mounted programmes 10 AX/250 V~

Universal switch (1-way/2-way switch) ¹⁾	D 516	00190611			
Series bridged switch	D 515	00190511			
Intermediate switch ¹⁾	D 517	00190711			
1-way 2-pole switch ¹⁾	D 512	00190211			
1-way switch ¹⁾	B 511	00192141			


¹⁾In compliance with workplace regulations, can be illuminated with the aid of LED/glow/filament lamp elements, see page 23 (D GL 505).

Rocker switch with screw terminals for all flush-mounted programmes 10 AX/250 V~


2-way 2-pole switch	D 616/2	00110211			
2-way 2-pole switch, two separate circuits	D 616/6	00110611			
2-way 2-pole switch with pole connection, 1 phase only	D 616/5	00110521			
1-way 3-pole switch ¹⁾ , 10 A 400 V~, control switch	D 613	00112311			

¹⁾In compliance with workplace regulations, can be illuminated with the aid of LED/glow/filament lamp elements, see page 23 (D GL 505).

Rocker switch with orientation light for all flush-mounted programmes 10 AX/250 V~

2-way switch with N terminal	D 516/4 GL	00191011			
Series bridged switch	D 515 GL	00192511			

Rocker switch for all flush-mounted programmes 16 AX/250 V~

1-way 2-pole switch (screw connection)	D 612/16	00103211			
--	----------	----------	--	--	---

In compliance with workplace regulations, can be illuminated with the aid of LED/glow/filament lamp elements, see page 23.



Basic elements

Article Description

Article no.

Order no.

Rocker switch with control light for all flush-mounted programmes 10 AX/250 V~

Universal switch (1-way/2-way switch) with N terminal	D 516 GLK	00192611		
1-way 2-pole switch	D 512 GLK	00191211		
1-way 2-pole switch, 16 A (screw connection)	D 612/16 GLK	00104211		



Rocker series bridged switch for all flush-mounted programmes 10 AX/250 V~

On/off or off/on function (opposing)	D 515/1	00190321		
--------------------------------------	---------	----------	--	--



Pushbutton with plug-in terminals for all flush-mounted programmes 10 A 250 V~

1-pole, NO ¹⁾	D 550	00193111		
1-pole, NO, with 2 separate contacts for lighting elements ¹⁾	D 550/4	00193211		
1-pole, 2-way	D 556	00193511		
1-pole, series bridged pushbutton, 2 NO	D 515 T	00190811		

¹⁾In compliance with workplace regulations, can be illuminated with the aid of LED/glow/filament lamp elements, see page 23 (D GL 505).



Pushbutton with control light for all flush-mounted programmes 10 A 250 V~

1-pole, NO, with N terminal	D 550 GLK	00193711		
1-pole, 2-way, with N terminal	D 556 GLK	00193611		



2-gang pushbutton with screw terminals for all flush-mounted programmes 10 A 250 V~

2-gang/2-way pushbutton (screw connection)	D 619 T	00110911		
--	---------	----------	--	--

Also connectable as roller shutter pushbutton with electric regulation.



Roller shutter rocker switch with screw terminals for all flush-mounted programmes 10 A 250 V~

1-pole, with electric interlock	D 616/4	00110411		
---------------------------------	---------	----------	--	--



Blind switch 10 A 250 V~ with plug-in terminals

1-pole, 2 NO, electric and mechanic interlock, against dual-side turn-on	D 214	00106411		
--	-------	----------	--	--

Not suitable for STANDARD surface-mounting boxes!

Covers STANDARD: Page 44

Covers DIALOG: Page 72

Covers AURA: Page 84

Covers NOVA: Page 99



Group/blind button 10 A 250 V~ with screw connection

Group button, 4 NO with 0 position	D 254 T	00109811		
------------------------------------	---------	----------	--	--

Not suitable for STANDARD surface-mounting boxes!

Covers STANDARD: Page 44

Covers DIALOG: Page 72

Covers AURA: Page 84

Covers NOVA: Page 99



Basic elements

Article Description


Article no.

Order no.

Roller shutter rotary button 10 A 250 V~

With 0 position (screw connection), optionally as pushbutton or button/switch to be used

Pushbutton 1-pole	H 604 T O.A.	00933591		
Pushbutton 2-pole	H 604/2 T O.A.	00932291		
Caution: Removing the locking element inside the unit changes the device to a pushbutton.				
Symbol disc for replacement	H 60 JR	00584521		
Covers STANDARD: Page 44				
Covers BADORA: Page 63				
Covers DIALOG: Page 72				
Covers AURA: Page 84				
Covers NOVA: Page 99				




3-position rotary switch 16 A 250 V~ with screw connection

With 0 position (0-1-2-3)	D 601/3 O.A.	00933193		
Covers STANDARD: Page 44				
Covers BADORA: Page 63				
Covers DIALOG: Page 72				
Covers AURA: Page 84				
Covers NOVA: Page 99				



3-position rotary switch for fan control 10 A 250 V~

With 0 position (1-0-2/2-1-3) (screw connection)	D 601-10/3 O.A.	00931593		
Covers STANDARD: Page 45				



Timer switch 16 A 250 V~

Standard accuracy of + - 10 %, for 58-type installation boxes with screw fastening (screw connection), 1-way 2-pole switch, without permanent lighting switch

Max. 15 minutes operational time	D 665/15 O.A.	00936093		
Max. 120 minutes operational time	D 665/120 O.A.	00936593		
Covers STANDARD: Page 45				
Covers DIALOG: Page 73				
Covers AURA: Page 85				
Covers NOVA: Page 99				



Key switch 10 A 250 V~

Suitable for all DIN profile half cylinders, length 40 mm, without lock, without cover

Button-latching switch, 2-pole, with 0 position	D 624/2 PSS O.A.	00933793		
2-way 2-pole switch, without 0-Stellung	D 624/6 PSS O.A.	00933893		
2-way 1-pole, with 0 position	D 624 T PSS O.A.	00933993		
2-way 2-pole, with 0 position	D 624/2 T PSS O.A.	00934093		
Covers STANDARD: Page 54				
Covers DIALOG: Page 79				








Antenna socket 2-hole socket, for antennas, BK and satellite receiver devices

Coaxial connection for TV + FM, end box socket

Frequency: TV 5-860 MHz, FM 88-108 MHz Impedance: 75 ohms Plug-in connector: IEC 9.5 mm (male) Shielding: CE seal (EN-50083-2)	D 1924 E O.A.	00930691		
Covers STANDARD: Page 51/59				
Covers BADORA: Page 66				
Covers DIALOG: Page 76				
Covers AURA: Page 87				
Covers NOVA: Page 102				



Basic elements

Article Description	Colour	Article no.	Order no.		
Antenna socket 2-hole socket, for antennas, BK and satellite receiver devices					
End box socket		D 1921 E O.A.	00930091		
Frequency: 4–2400 MHz Coupling attenuation: 4.5 dB at 4–862 MHz Coupling attenuation: 5.5 dB at 862–2400 MHz For screw and spreading fastening, EMV protection class A, WISI DB 03					
Covers STANDARD: Page 51/59					
Covers BADORA: Page 66					
Covers DIALOG: Page 76					
Covers AURA: Page 87					
Covers NOVA: Page 102					
Antenna socket 2-hole socket, for antennas, BK and satellite receiver devices					
Through-type socket		D 1921 G O.A.	00930191		
Frequency: 4–2400 MHz Pass-through attenuation: 2.5 dB at 4–862 MHz Pass-through attenuation: 3.5 dB at 862–2400 MHz Coupling attenuation: 1.0 dB at 4–862 MHz For screw and spreading fastening, EMV protection class A, WISI DB 05					
Terminating resistor, 75 ohms, WISI DV 23					
Covers STANDARD: Page 51/59					
Covers BADORA: Page 66					
Covers DIALOG: Page 76					
Covers AURA: Page 87					
Covers NOVA: Page 102					
Antenna socket 2-hole socket, for antennas, BK and satellite receiver devices					
Through-type socket		D 1922 G O.A.	00930291		
Frequency: 4–2400 MHz Pass-through attenuation: 1 dB at 4–862 MHz Pass-through attenuation: 1.75 dB at 862–2400 MHz Coupling attenuation: 14 dB at 4–862 MHz Coupling attenuation: 15 dB at 862–2400 MHz For screw and spreading fastening, EMV protection class A, WISI DB 07					
Terminating resistor, 75 ohms, WISI DV 23					
Covers STANDARD: Page 51/59					
Covers BADORA: Page 66					
Covers DIALOG: Page 76					
Covers AURA: Page 87					
Covers NOVA: Page 102					
Antenna socket according to DIN 45 330, IEC and FTZ-directives, for antennas, BK and satellite receiver devices					
47–2400 MHz, for single units (3-hole end box socket 1.5 dB), remote supply via SAT output, WISI DB 53		D 1923 E O.A.	00931291		
Covers STANDARD: Page 51/59					
Covers BADORA: Page 66					
Covers DIALOG: Page 76					
Covers AURA: Page 87					
Covers NOVA: Page 102					
TAE connection box					
For 58-type installation boxes with screw fastening, for mobile connections, TAE 3 x 6 NFN telephone + 2 x additional device	White Pure white	D 1956 NFN O.A. D 1956.02 NFN O.A.	00900491 00981091		
Covers STANDARD: Page 51/59					
Covers BADORA: Page 66					
Covers DIALOG: Page 77					
Covers AURA: Page 88					
Covers NOVA: Page 103					



Basic elements

Article Description	Colour	Article no.	Order no.				
Universal connection unit for 1 terminal (UAE)							
Cat. 3, UAE 8 (8), for a 6- or 8-pole plug, angled outlet, 8-pole, with 8 screw terminals, ISDN-compatible [Rutenbeck UAE 8 (8)]		D 1958 UAE O.A.	00932791				
Suitable for flush-mounting and ducts, iso-8, angled outlet, LSA terminals, for RJ11/12 8-pole, suitable for PoE+ (Power over Ethernet), cat 6a, class Ea, 500 MHz, shielded, stress relieve with variable cable routing (+/- 30°), insertion tool necessary, halogen-free, IP21, W x H x D: 80 x 80 x 41 mm, breakable supporting frame		D 1958 UAE-C6A O.A.	00927991				
Not suitable for STANDARD surface-mounting boxes!							
Covers STANDARD: Page 51							
Covers DIALOG: Page 77							
Covers AURA: Page 88							
Covers NOVA: Page 103							
Universal connection unit for 2 terminals (UAE)							
Cat. 3, UAE 8/8 (8/8), for two 6- or 8-pole plugs, angled outlet, 2 x 8-pole, with 2 x 8 screw terminals, ISDN-compatible [Rutenbeck UAE 8/8 (8/8)]		D 1958/8 UAE O.A.	00932991				
Suitable for flush-mounting and ducts, iso-8, angled outlet, LSA terminals, for RJ11/12 8-pole, suitable for PoE+ (Power over Ethernet), cat 6a, class Ea, 500 MHz, shielded, stress relieve with variable cable routing (+/- 30°), insertion tool necessary, halogen-free, IP21, W x H x D: 80 x 80 x 41 mm, breakable supporting frame		D 1958/8 UAE-C6A O.A.	00928191				
Not suitable for STANDARD surface-mounting boxes!							
Covers STANDARD: Page 51							
Covers DIALOG: Page 77							
Covers AURA: Page 88							
Covers NOVA: Page 103							
UAE/TAE connection box							
Combined connection unit TAE 6 F+N and UAE 8 for a 6- or 8-pole plug, ISDN-compatible		D 1958/6 KAE O.A.	00932891				
Covers STANDARD: Page 51/59							
Covers BADORA: Page 66							
Covers DIALOG: Page 77							
Covers AURA: Page 88							
Covers NOVA: Page 103							
Universal USB socket SCHUKO® with plug-in terminals, 2.1 A							
2-pole, 16 A 250 V~, with connection terminals according to VDE 0620, with central plate for combinations, with NOVA middle earth contact socket and adapter frame for STANDARD and DIALOG, with USB socket type A for power supply and charge of mobile devices, USB charging current 2.1 A, USB charging voltage 5 V, with charging current monitoring, use of deep flush-mounted sockets recommended	White	D 6511.03 SI USB	00244061				
	Pure white	D 6511.02 SI USB	00243941				
	Aluminium	D 6511.70 SI USB	00244161				
USB socket SCHUKO® BADORA with plug-in terminals, 2.1 A							
2-pole, 16 A 250 V~, with connection terminals according to VDE 0620, with central plate for combinations, with USB socket type A for power supply and charge of mobile devices, USB charging current 2.1 A, USB charging voltage 5 V, with charging current monitoring, use of deep flush-mounted sockets recommended	White	D 11.6511.03 SI USB	00318091				
	Pure white	D 11.6511.02 SI USB	00317991				
	Aluminium	D 11.6511.70 SI USB	00318201				










Basic elements

Article Description

Article no.

Order no.

USB power supply 2 A, no power consumption in Standby				
Without spreading for screw fastening, with 2 USB sockets type A for power supply and charge of mobile devices, the charging current is split automatically between the ports, short circuit protection, without central plate		D 1602/2.02 USB SPV O.A.	00238953	
Technical data: Input voltage: AC 220–240 V Output voltage: DC 5 V Output current: max. 2 A Max. output power: 10 W Standby: 0 W				
Covers STANDARD: Page 50/59 Covers BADORA: Page 66 Covers DIALOG: Page 76 Covers AURA: Page 87 Covers NOVA: Page 102				
Stereo loudspeaker connection box for loudspeaker connection cable up to 10 mm ² , with screw terminals				
Front connection via 2 x 2 screw-less terminals, rear-side with screw terminals, without central plate	Pure white Anthracite	D 1930/4.02 O.A. D 1930/4.21 O.A.	00902591 00902491	
Covers STANDARD: Page 50/59 Covers BADORA: Page 66 Covers DIALOG: Page 76 Covers AURA: Page 87 Covers NOVA: Page 102				
Supporting frame for screw fastening, with colour inserts, for receiving up to 2 Modular Jack plug-in connectors				
With red insert ADC KRONE MT-RJ 7023 1 303-xx, UTP 6830 1 302-xx, 6830 1 800-xx and 810-xx EFB ELEKTRONIK 11201155, 11201166, E-20061, E-20070, E-20072, E-20080/1, E-20090 Molex KSJ-00033-xx cat 6 o.S. unshielded RADIALL R280 MOD804 + MOD 805 cat 4 o.S. unshielded, R280 MOD 807 cat 5e o.S. unshielded, R280 MOD 802 cat 6 o.S. shielded SIEMON MX-K-C5-02-ND cat 5e o.S. shielded, MX-K-C5-80-ND cat 5e o.S. shielded Telegärtner AMJ-S modul cat 6A, AMJ modul K cat 6A, J00029K0050 cat 6A o.S. shielded	D 600 MJ1	00740011		
With transparent insert AMP/tyco 216811-1	D 600 MJ2	00740111		
With black insert LEVITON 6A 10G-RW6 cat 6A o.S. shielded	D 600 MJ3	00740211		
With yellow insert AMP/tyco 2153000-1, 2153001-1, 1116604-2, 1339015-1, 1375055-1, 1375188-1, 17111716-1, 1711592-1, 1711342-1, 1711160-1, 1711437-1, 1711441-1, 1933284-2 Duplex LC adapter Daetwyler PS-GG45 400102 cat 7A o.S. shielded Nexans N420.550, -551, -555, -556 (with clip N429.626), N420.660, -661, -666, -667 (with clip N429.626), N420.666G, -667G, -66A, -67A (with clip N429.626), N420.730, -731, -735, -736 (with clip N429.620)	D 600 MJ4	00740711		
With green insert Commscope MFP 520, MGS400-xxx, MGS500-xxx, MGS600-xxx, MPS100E-xxx, M1BH-H-xxx cat 3 R & M R30513 and -4 with adapter R310694, R813520 and -521 cat 6A EL, R808370 and -371 cat 6A ISO	D 600 MJ5	00741111		
Covers STANDARD: Page 54 Covers BADORA: Page 68/69 Covers DIALOG: Page 81 Covers AURA: Page 93 Covers NOVA: Page 107 Overview sorted according to suppliers see pages 21/22 and 177/178.				










Basic elements

Article Description

Article no.

Order no.

Supporting frame for screw fastening, with colour inserts, for receiving up to 2 Modular Jack plug-in connectors			
<p>With orange insert Brand Rex AC6JAKS000 cat 6A o.S. shielded, T6JAKS000 cat 6 o.S. shielded Daetwyler Unilan RJ45 coupling 418056 cat 6 coupling Cobinet 6920 0052, 6920 1052, 6920 4052/P.1, 6920 0022, 6920 1022 EFB DCOC 10001, DCVC 10001 Hubbell HXJ 5 EBU + UTP and HJ 6A LEONI MegaLine Connect 45 LKD 9A5010xx METZ CONNECT (BTR) 130A08-I, 130A08-I-B1 cat 5e o.S. unshielded, 1309A1-I cat 6 o.S. shielded coupling 90°, 130B21-E, 130B22-E, 130B23-E cat 6A o.S. shielded, 130910KI (cat 6A shielded), 130A11KI and 130A11-29KI (cat 6A unshielded) MMC BC5Exx, BC6xx, BC6AFS, MK6xx, MK6Axx PANDUIT NK688MAW cat 6 o.S. unshielded RADIALL R280 MOD 809 + MOD 811 cat 5e o.S., R280 MOD 800 + MOD 803A cat 6 o.S. unshielded, R280 MOD 810 + MOD 831 cat 6a o.S. shielded, R280 MOD 830 cat 6a o.S. unshielded R&M R509508 and -9 cat 6A m.S., R813512 and -514 cat 6A EL Rutenbeck 13900304 + 5 SETEC SE six XKJ 501379 + 501362 cat 6 o.S. shielded, SE six XaKJ 501415 + 501414 cat 6a o.S. shielded Schrack HSEMRJ5UWS + HSEMRJ6GWS Telegärtner AMJ-S modul cat 6a, AMJ modul K cat 6a, J00029K0050 cat 6a o.S. shielded</p>	D 600 MJ7	00742111	
<p>With blue insert ADC KRONE UTP 6540 1 130-xx, STP 6540 1 154-xx, 650 1 100-xx EFB E-20050,E-20051</p>	D 600 MJ8	00742211	
<p>With brown insert SIEMON MX6-FS cat 6 o.S. shielded, Z6A-S02 cat 6a o.S. shielded</p>	D 600 MJ9	00742511	
<p>With grey insert Lexel LexCom 125 + 250 with installation frame 30 658 0009</p>	D 600 MJ10	00742711	
<p>With beige insert METZ CONNECT (BTR) 130908-I, 130909-I, 130A10-I, 1309A0-I, 1309A1-I, 130A10-I, 130B11-E, 130B12-E, 130B13-E, 130910-I/-B1, 091070-I, 15091071-I, 15091072-I, 15091075-I, 15091076-I, 15091001-I ST, 130898-01-I, 130898-02-I, 130898-03-I, KOAX, 130A11-I and 130A11-29-I (cat 6A unshielded) Daetwyler MS 1/8 185700 cat 6 o.S. shielded LEONI Variokeystone LKD 9A460128 cat 6A +, Variokeystone LKD 9A460061 cat 7, MegaLine Connect 100 8C7A 9A902020 +, MegaLine Connect 100 4K7A 9A902030, MegaLine Connect 100 cat 6A 9A902010 +, MegaLine Connect 45 LKD 9A5020xx</p>	D 600 MJ11	00743111	
<p>With silver insert 3 M 05-753-212 00 cat 6A m.S. shielded, VOL-OCK6-SE8, VOL-OCK6A-SE8, VOL-OCK6ASN8, 43096-746 00, 43096-747 00 Daetwyler KS-TS 6 418054, KS-T 6 418055, KS-T 6A 418060, KS-T Plus 6A 418061, Unilan KU-T 1/8 418070/1/2/3, MS-K 1/8 440001/04 cat 6 m.S. shielded Legrand 76587 and 76588 LEVITON C6a + QP shielded R & M R509508 and -9 cat 6A m.S., R813512 and -514 cat 6A ELS</p>	D 600 MJ12	00743211	
<p>With pure white insert Panduit CJ688TGAW; CJS688TGY; CJS6X88TGY-24; CJ6X88TGRD</p>	D 600 MJ13	00743461	
<p>Covers STANDARD: Page 54 Covers BADORA: Page 68/69 Covers DIALOG: Page 81 Covers AURA: Page 93 Covers NOVA: Page 107 Overview sorted according to suppliers see pages 21/22 and 177/178.</p>			



Basic elements

Overview according to suppliers Modular Jack											
	Red	Transp.	Black	Yellow	Green	Orange	Blue	Brown	Grey	Beige	Silver
Article no. supporting frame	D 600 MJ1	D 600 MJ2	D 600 MJ3	D 600 MJ4	D 600 MJ5	D 600 MJ7	D 600 MJ8	D 600 MJ9	D 600 MJ10	D 600 MJ11	D 600 MJ12
Order no.	00740011	00740111	00740211	00740711	00741111	00742111	00742211	00742511	00742711	00743111	00743211
3 M Volition type											
05-753-212 00 cat 6A m.S. shielded											X
VOL-OCK6-SE8, VOL-OCK6A-SE8											X
VOLOCK6ASN8											X
43096-746 00 cat 6											X
43096-747 00 cat 6 m.S. unshielded											X
ADC KRONE											
MT-RJ 7023 1 303-xx	X										
UTP 6830 1 302-xx, STP 6830 1 312-xx	X										
6830 1 800-xx and 810-xx	X										
UTP 6540.1.130-xx, STP 6540.1.154.xx							X				
6540.1.100.xx							X				
AMP/tyco											
216811 - 1		X									
2153000-1 & 2153001-1 cat 6A				X							
1116604-2 & 1339015-1 cat 5E o.S.				X							
1375055-1 cat 6 o.S. unshielded				X							
1375188-1 cat 6 o.S. shielded				X							
1711716-1 cat 6A o.S. shielded				X							
1711592-1 cat 6A m.S. shielded				X							
1711342-1 cat 6 o.S. shielded				X							
1711160-1 cat 6 m.S. shielded				X							
1711437-1 cat 7A o.S. shielded				X							
1711441-1 cat 7A m.S. shielded				X							
1933284-2 Duplex LC adapter				X							
Brand Rex											
AC6JAKS000 cat 6A o.S. shielded						X					
T6JAKS000 cat 6 o.S. shielded						X					
Cobinet											
6920 0052, 6920 1052, 6920 4052/P.1						X					
6920 0022, 6920 1022						X					
Commscope Systemax											
MFP 520					X						
MGS600-xxx, MGS500-xxx, MGS400-xxx					X						
MPS100E-xxx, M1BH-H-xxx cat 3					X						
Daetwyler											
MS 1/8 185700 cat 6 o.S. shielded										X	
KS-TS 6 418054 cat 6A o.S. shielded											X
KS-T 6 418055 cat 5 o.S. shielded											X
Unilan RJ45 coupling 418056 cat 6 coupling						X					
KS-T 6A 418060 cat 6A m.S. shielded											X
KS-T Plus 6A 418061 cat 6A m.S. shielded											X
Unilan KU-T 1/8 418070/1 cat 6 o.S. unshielded											X
Unilan KU-T 1/8 418072/3 cat 5 o.S. unshielded											X
MS-K 1/8 440001/04 cat 6											X
PS-GG45 400102 cat 7A o.S. shielded				X							
EFB ELEKTRONIK											
11201155, 11201166	X										
E-20050, E-20051							X				
E-20061, E-20070, E-20072	X										
E-20080/1, E-20090	X										
DCOC10001, DCVC10001						X					
Hubbell											
HXJ 5 EBU+UTP and HJ 6A						X					
InLine											
76201, 76201A						X					
Legrand											
76587 and 76588											X
LEONI											
Variokeystone LKD 9A460128 cat 6A o.S. shielded										X	
Variokeystone LKD 9A460061 cat 7 m.S. shielded										X	
MegaLine Connect 100 Kat. 6A 9A902010 m.S.										X	
MegaLine Connect 100 8C7A 9A902020 m.S. shielded										X	
MegaLine Connect 100 4K7A 9A902030 m.S. shielded										X	
MegaLine Connect 45 LKD 9A5010xx						X					
MegaLine Connect 45 LKD 9A5020xx										X	

o.S. = without dust protector cap m.S. = with dust protector cap










Basic elements

Overview according to suppliers Modular Jack											
	Red	Transp.	Black	Yellow	Green	Orange	Brown	Grey	Beige	Silver	Pure white
Article no. supporting frame	D 600 MJ1	D 600 MJ2	D 600 MJ3	D 600 MJ4	D 600 MJ5	D 600 MJ7	D 600 MJ9	D 600 MJ10	D 600 MJ11	D 600 MJ12	D 600 MJ13
Order no.	00740011	00740111	00740211	00740711	00741111	00742111	00742511	00742711	00743111	00743211	00743461
LEVITON											
C6a+ QP shielded										X	
6A10G-RW6 cat 6A o.S. shielded			X								
Lexel											
LexCom 125 + 250 with installation frame 30 658 0009								X			
METZ CONNECT (BTR)											
130A08-I, 130A08-i-B1 cat 5e o.S. unshielded						X					
130908-I cat 5e o.S. unshielded									X		
130909-I cat 6 o.S. unshielded									X		
130A10-I cat 6 o.S. unshielded									X		
1309A0-I cat 6 o.S. shielded coupling									X		
1309A1-I cat 6 o.S. shielded coupling 90°						X			X		
130B11-E, 130B12-E, 130B13-E cat 6A o.S. shielded									X		
130B21-E, 130B22-E, 130B23-E cat 6A o.S. shielded						X					
130910-I/-B1 cat 6A o.S. shielded									X		
15091070-I, 15091071-I, 15091072-I									X		
15091075-I, 15091076-I, 15091001-I ST									X		
130898-01-I, 130898-02-I, 130898-03-I, KOAX									X		
130910KI (cat 6A shielded)						X					
130A11KI and 130A11-29KI (cat 6A unshielded)						X					
130A11-I and 130A11-29-I (cat 6A unshielded)									X		
MMC											
BC5Exx, BC6xx, BC6AFS						X					
MK6xx, MK6Axx						X					
Molex											
KSJ-00033-xx cat 6 o.S. unshielded	X										
Nexans											
N420.550,-.551,-.555,-.556 (with clip N429.626)										X	
N420.660,-.661,-.666,-.667 (with clip N429.626)										X	
N420.666G,-.667G,-.66A,-.67A (with clip N429.626)										X	
N420.730,-.731,-.735,-.736 (with clip N429.620)				X							
PANDUIT											
NK688MAW cat 6 o.S. unshielded						X					
CJ688TGAW; CJS688TGY; CJS6X88TGY-24; CJ6X88TGRD											X
RADIALL											
R280 MOD 804 + MOD 805	X										
R280 MOD 807 cat 5e	X										
R280 MOD 809 + MOD 811 cat 5e o.S.						X					
R280 MOD 800 + MOD 803A cat 6 o.S. unshielded						X					
R280 MOD 802 cat 6 o.S.	X										
R280 MOD 810 + MOD 831 cat 6A o.S. shielded						X					
R280 MOD 830 cat 6a o.S. unshielded						X					
R&M											
R30513 and -4 with adapter R310694					X						
R813520 and -521 cat 6A EL					X						
R808370 and -371 cat 6A ISO					X						
R509508 + R509509 cat 6A m.S.						X					
R813512 and -514 cat 6A EL						X					
Rutenbeck											
13900304 + 5						X					
Setec											
SE six XKJ 501379 + 501362 cat 6 o.S. shielded						X					
SE six XaKJ 501415 + 501414 cat 6A o.S. shielded						X					
SIEMON											
MX-K-C5-02-ND and MX-K-C5-80-ND cat 5e	X										
MX6-FS cat 6 o.S. shielded							X				
Z6A-S02 cat 6a o.S. shielded							X				
Schrack											
HSEMRJ5UWS + HSEMRJ6GWS						X					
Telegärtner											
AMJ-S modul cat 6A	X					X					
AMJ modul K cat 6A	X					X					
J00029K0050 cat 6a o.S. shielded	X					X					

o.S. = without dust protector cap m.S. = with dust protector cap



Basic elements

Article Description	Colour	Article no.	Order no.				
Glow, filament and LED lamp element for replacement for 500-series and WAB switch/pushbutton with plug-in terminals							
For retrospective lighting, for switch and pushbutton basic elements							
Glow lamp element for 230 V~, 0.8 mA		D GL 505	00575011				
Filament lamp element for 6–12 V=, 40 mA		D GLÜ 505/12	00575111				
Filament lamp element for 24 V=, 20 mA		D GLÜ 505/24	00575211				
LED element 12 V=, 10 mA, note polarity at =!		D LED 505/12	00575311				
LED element 24 V=, 10 mA, note polarity at =!	Red	D LED 505/24	00575411				
LED element 230 V~, 0.8 mA	Green illumination	D LED 505/230 GRÜN	00574811				
	White illumination	D LED 505/230 W	00574851				
For 600-series: Glow lamp element for 400 V~, for article no. D 613 and WAB switch with screw terminals		D GL 613/400	00581811				
For 600-series: Glow lamp element for 230 V~, for article no. D 612 and WAB switch with screw terminals		D GL 613/230	00579011				
LED element for replacement							
For sockets with LED voltage display, LED lighting, green colour, average LED lifetime approx. 10 years, 230 V~/1 mA							
For sockets SCHUKO® with plug-in terminals		D LED 6511/4	00580611				
For sockets SCHUKO® with screw terminals		D LED 6611/4	00580661				
LED element for replacement							
For SCHUKO® sockets with new-generation plug-in and screw terminals		D LED 6000/4	00596201				
Glow lamp element for replacement for sockets SCHUKO® with screw terminals							
230 V~, 1.25 mA		D GL 6611	00580111				
Glow lamp element for replacement for export sockets with nickel-plated earth pin							
230 V~, 1.25 mA		B GL 6671	00575841				
LED element for replacement, for export sockets with nickel-plated earth pin, for screw terminals only							
With LED voltage display, LED lighting, green colour, average LED lifetime approx. 10 years, 230 V~/1 mA		B LED 6671/4	00578941				
Dust protector cap for 500-series basic elements and sockets SCHUKO®							
(Not for sockets SCHUKO® with 45° and sockets SCHUKO® with lighting)		D 577	00194011				




ELECTRONIC DEVICES




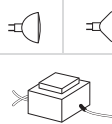
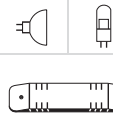








Intelligent products for universal use.

You are able to increase your safety and energy saving potential with a manageable invest. Honeywell PEHA offers future-proof products, which search their equals in quality and reliability.



Electronic devices

Technical information

Dimmer	Power	Article no.	Leading-edge	Trailing-edge	230-V~ filament lamps halogen lamps		Dimmable, inductive transformers		Electronic transformers		Fluorescent lamps	LED
												
Rotary dimmer inserts flush-mounted 	6–120 W, 25–100 VA, 6–60 W LED load	D 431 HAN LED O.A.	x									
	6–150 W, 6–150 VA, 6–50 W LED load	H 432 HAN LED O.A.	x									
	2 x 6–150 W, 2 x 6–150 VA, 2 x 6–50 W LED load	H 432-2 HAN LED O.A.	x									
	20–315 W	D 433 HAB O.A.	x									
	60–400 W	D 434 O.A.	x									
	60–600 W	D 436	x									
	60–600 W, 25–500 VA	D 435 HAN O.A.	x									
	20–600 W, 20–525 VA	D 435 HAB O.A.	x									
	Potentiometer with switching contact	1–10 V 50 mA	D 430 POT O.A.									
Potentiometer with push contact	1–10 V 50 mA	D 430 T-POT O.A.										O ²⁾
Pushbutton dimmer with function selector switch and extension input 	60–600 W, 50–500 VA	D 492 AN O.A.	x									O ¹⁾
	60–525 W, 60–525 VA	D 492 AB O.A.	x									
Easyclickpro dimmer receiver	15–250 W, 20–200 VA	D 451 FU-DM UN 2REG	x	x								

O¹⁾ Only for electronic transformers with 'R' identification

O²⁾ Dimmable electronic ballasts, control voltage 1–10 V=

O³⁾ Only dimmable electronic ballasts



Electronic devices

Article Description

Article no.

Order no.

Caution:

The operating temperature of the dimmer can be influenced negatively by the operating circumstances. The given maximum capacity shall be reduced accordingly. The dimmers are not suitable for fluorescent or energy-saving lamps. Approvals: VDE or KEMA.

ROTARY DIMMERS

LED TRONIC rotary dimmer with illuminant recognition, leading-edge dimmer for dimmable LED illuminant, filament lamps, high voltage halogen lamps and other ohmic loads with 1-way/2-way push on/push off switch

With plug-in terminals, 220-240 V~, 50 Hz, 6-150 VA, 6-50 W LED, 6-150 W

H 432 HAN LED O.A.

00271431

Covers STANDARD: Page 44

Covers BADORA: Page 63

Covers DIALOG: Page 72

Covers AURA: Page 84

Covers NOVA: Page 99



LED TRONIC series bridged dimmer with leading-edge – leading-edge dimmer for dimmable LED illuminant, filament lamps, high voltage halogen lamps and other ohmic loads with series bridged rotary turn on/off switch

With plug-in terminals, 220-240 V~, 50 Hz, 2 x 6-150 VA, 2 x 6-50 W LED, 2 x 6-150 W

H 432-2 HAN LED O.A.

00272431

Covers STANDARD: Page 44

Covers BADORA: Page 63



DALI MCU rotary dimmer for DALI illuminant with 1-way/2-way push on/push off switch

Basic brightness adjustable (min./max.) with reset function, with screw terminals, for up to 25 DALI ballasts, overvoltage fuse (not resettable), 230 V~, 50/60 Hz, DALI bus 50 mA, DALI output 16 V DC

D 431 DALI O.A.

00395561

Covers STANDARD: Page 44

Covers BADORA: Page 63

Covers DIALOG: Page 72

Covers AURA: Page 84

Covers NOVA: Page 99



NEW

LED rotary dimmer, leading-edge – leading-edge dimmer for dimmable LED illuminant, filament lamps, high voltage halogen lamps and other ohmic loads with 1-way/2-way push on/push off switch

Basic brightness adjustable, with soft arrester, with plug-in terminals, 230-240 V~, 50-60 Hz, 25-100 VA, 6-60 W LED, 6-120 W halogen (fuse T 1.6 H), temperature protection not resettable

D 431 HAN LED O.A.

00260623

Covers STANDARD: Page 44

Covers BADORA: Page 63

Covers DIALOG: Page 72

Covers AURA: Page 84

Covers NOVA: Page 99



Leading-edge dimmer for filament lamps, high voltage halogen lamps and other ohmic loads with 1-way/2-way push on/push off switch

Basic brightness adjustable, with soft arrester, with plug-in terminals, 230 V~, 50 Hz

60-400 W (fuse T 1.6 A), 50 Hz/60 Hz

D 434 O.A.

00208013

60-600 W (fuse T 2.5 A), temperature protection not resettable, 50 Hz

D 436 O.A.

00209613

Covers STANDARD: Page 44

Covers BADORA: Page 63

Covers DIALOG: Page 72

Covers AURA: Page 84

Covers NOVA: Page 99



Dimmer for low voltage halogen lamps – leading-edge dimmer for low voltage halogen lamps

With traditional (wound) transformers, filament lamps, high voltage halogen lamps and other ohmic loads, with push on/push off/2-way switch, basic brightness adjustable, with soft arrester, with plug-in terminals, 230 V~, 50 Hz, temperature protection not resettable, 25-500 VA, 60-600 W (fuse T 4 A)

D 435 HAN O.A.

00209713

Covers STANDARD: Page 44

Covers BADORA: Page 63

Covers DIALOG: Page 72

Covers AURA: Page 84

Covers NOVA: Page 99



Article Description

Colour

Article no.

Order no.

TRONIC dimmer – trailing-edge dimmer for low voltage halogen lamps

With electronic transformers, filament lamps, high voltage halogen lamps and other ohmic loads, with push on/push off/2-way switch, max. leading-edge for transformer adaptation adjustable, with soft arrester, with plug-in terminals, with electronic protection, short-circuit protection, temperature protection self-reset, 230 V~, 50 Hz

230 V~, 50 Hz, 20–315 VA/W

D 433 HAB O.A.

00210213


20–250 VA/W, 230 V~, 60 Hz

D 433 HAB-60 O.A.

00211113

Caution: Only for power supplies with 60 Hz frequency!

(without VDE/not national)



Covers STANDARD: Page 44

Covers BADORA: Page 63

Covers DIALOG: Page 72

Covers AURA: Page 84

Covers NOVA: Page 99

TRONIC dimmer – trailing-edge dimmer for low voltage halogen lamps

With electronic transformers, filament lamps, high voltage halogen lamps and other ohmic loads, with push on/push off/2-way switch, max. leading-edge for transformer adaptation adjustable, with soft arrester, with plug-in terminals, with electronic protection, short-circuit protection, temperature protection self-reset, 230 V~, 50 Hz

20–525 VA electronic transformers, 20–600 W filament lamps, ohmic load

D 435 HAB O.A.

00217113

60–800 VA electronic transformers, 60–800 W filament lamps

D 439 HAB O.A.

00279013



Covers STANDARD: Page 44

Covers BADORA: Page 63

Covers DIALOG: Page 72

Covers AURA: Page 84

Covers NOVA: Page 99

Electronic potentiometer

For the operation of electronic ballasts and dimmers (*DIN rail dimmer see page 32*), with 0–10 V DC control voltage, max. control voltage 12 V DC, min. control voltage 1 V DC, max. control current 50 mA, switching contact max. 10 A, 230 V~, max. switch-on current 200 A/μs, nominal current 4 A, fuse T 4 H 250 V~ (for more information, see techn. specification of the electronic ballast manufacturer)


D 430 POT O.A.

00210913

same, but push contact max. 2 A, 230 V~, for regulation of current impulse switches, fuse T 2 H 250 V~

D 430 T-POT O.A.

00215013



Covers STANDARD: Page 44

Covers BADORA: Page 63

Covers DIALOG: Page 72

Covers AURA: Page 84

Covers NOVA: Page 99

Adapter for rotary dimmer

Suitable for any rotary knob with 6 mm shaft diameter, various makes, easy to connect to the PEHA dimmer shaft

D 44 AD

00230813



Technical information

Flush-mounted comfort inserts with extension input

The flush-mounted devices can automatically detect the used fixtures. The selection of the inserts depends on the type of application.

Flush-mounted relay insert, article no. D 493 O.A.

1 relay output with 6 functions: pushbutton switch, push impulse button, staircase switch, timer switch, long-term timer switch, programmable timer switch (see page 28).



Pushbutton without lighting, e.g. D 80.420.02 (see page 44).

Flush-mounted dimmer and switch insert, article no. D 492 AB O.A.

FET-insert for electronic LV transformers and ohmic loads, with 8 functions: pushbutton dimmer memory, pushbutton dimmer memory plus, basic brightness adjustable, pushbutton dimmer without memory, pushbutton switch, staircase switch, long-term timer switch, programmable timer switch (see page 28).



Serial pushbutton, e.g. D 80.425.02 (see page 44).

Flush-mounted dimmer and switch insert, article no. D 492 AN O.A.

Triac-insert for ohmic and inductive loads, with 8 Functions: pushbutton dimmer memory, pushbutton dimmer memory plus, basic brightness adjustable, pushbutton dimmer without memory, pushbutton switch, staircase switch, long-term timer switch, programmable timer switch (see page 28).



Extensions for flush-mounted comfort inserts

Pushbutton 10 A 250 V~, article no. D 550 or D 550/4

1-pole, NO (see page 15).



Rocker, e.g. D 80.640.02 (see page 42).



Electronic devices

Article Description


Colour

Article no.


Order no.

PUSHBUTTON DIMMERS


Flush-mounted dimmer and switch insert

<p>Triac-insert for ohmic and inductive loads, suitable for the coming top parts: pushbutton fixture D xx.420.xx, serial pushbutton fixture D xx.425.xx JR, motion detector top part 180° D xx.410.xx BM (for parallel operation of max. 3 motion detectors)</p>	D 492 AN O.A.	00370113	
<p>Adjustable via function selector switch with 8 functions: pushbutton dimmer with memory, pushbutton dimmer with memory plus, basic brightness adjustable, pushbutton dimmer without memory, pushbutton switch ON/OFF, staircase switch, 2 sec.–60 min., long-term timer switch 30 min.–10 hours, programmable timer switch.</p>			
<p>Technical data: Leading-edge dimmer load identification R, L, power supply voltage 230 V~, 50 Hz, 2-wire connection, protection class IP20, extension input for non-illuminated pushbuttons, switched L, switching capacity: filament lamps 230 V~ 60–600 W, traditional (wound) transformers 50–500 VA</p>			
<p>Covers STANDARD: Page 44</p>			
<p>Covers DIALOG: Page 72</p>			
<p>Covers AURA: Page 85</p>			
<p>Covers NOVA: Page 99</p>			

Flush-mounted dimmer and switch insert

<p>FET-insert for electronic LV transformers and ohmic loads, suitable for the coming top parts: pushbutton fixture D xx.420.xx, serial pushbutton fixture D xx.425.xx JR, motion detector top part 180° D xx.410.xx BM (bei 2-wire connection on electronic transformers, for parallel operation of max. 3 motion detectors), with 8 functions like article no. D 492 AN O.A.</p>	D 492 AB O.A.	00389013	
<p>Technical data: Trailing-edge dimmer load identification R, C, power supply voltage 230 V~, 50 Hz, 2-wire connection, protection class IP20, extension input for non-illuminated pushbuttons, switched L, switching capacity: filament lamps 230 V~ 60–525 W, electronic transformers 60–525 VA</p>			
<p>Covers STANDARD: Page 44</p>			
<p>Covers DIALOG: Page 72</p>			
<p>Covers AURA: Page 85</p>			
<p>Covers NOVA: Page 99</p>			


Flush-mounted relay insert

<p>Relay insert for flush-mounted installation, suitable for the coming top parts: pushbutton fixture D xx.420.xx, motion detector top part 180° D xx.410.xx BM (for parallel operation of several motion detectors)</p>	D 493 O.A.	00370013	
<p>Adjustable via function selector switch with 6 functions: pushbutton switch ON/OFF, push impulse button, staircase switch, 2 sec.–60 min., timer switch 2 sec.–60 min., long-term timer switch 30 min.–10 hours, programmable timer switch</p>			
<p>Technical data: Power supply voltage 230 V~, 50 Hz, 3-wire connection, neutral conductor necessary, protection class IP20, extension input for non-illuminated pushbuttons, switched L, for direct switching of max. 3 electronic ballasts (dependent of type).</p>			
<p>Take into account the electronic ballast ramp-up peak currents. For higher numbers, a power relay shall be connected in front.</p>			
<p>Switching capacity: 1 relay output, μ 10 A, filament lamps 230 V~ 2300 W, high voltage halogen lamps 230 V~ 1500 W, transformers and inductive loads 600 VA, switch-on current max. 80 A/20 ms, minimum load 25 VA</p>			
<p>Covers STANDARD: Page 44</p>			
<p>Covers DIALOG: Page 72</p>			
<p>Covers AURA: Page 85</p>			
<p>Covers NOVA: Page 99</p>			

Fuse holder for replacement

For electronic devices with fuse protection, neutral	D 10 SH	00198713	
--	---------	----------	---

Twilight control switch

With day/night function, for surface wall-mounted installation IP44	Grey	D 870 DAE WA	00945801	
<p>Technical data: Power supply voltage: 220–240 V/AC, 50 Hz Rated current: 10 A Load: max. 2400 W Adjustment range: < 3–500 Lux (setting via potentiometer) Control (regulating switch): Twilight-dependent switching Switch-on time: adjustable from (1–9 hours) Ambient temperature: -20 °C to +40 °C Dimensions: W 68 x H 37 x L 106 mm</p>				



MOTION DETECTORS SURFACE-MOUNTED

Ceiling motion detector 360°

Ceiling motion detector with 360° detection range and relay output, for presence-dependent and daylight-dependent switching on and off of the lighting in the range of 5 to 1000 Lux. Installation either surface-mounted or flush in the ceiling. The light value and switch-off delay are adjusted via the potentiometer on the device itself.

Pure white

D LS1000R

00991413



Technical data:

Technology: PIR
 Power supply voltage: 220–240 V~, 50 Hz
 Relay load (potential-free when jumper is removed): max. 6 A, ohmic load 1440 W, fluorescent lamps with inductive ballast 500 W, fluorescent lamps with electronic ballast 400 W, ESL: 120 W, LED: 110 W
 Motor load: 75 W
 Coverage angle: 360° horizontal
 Detection angle can be reduced with covers
 Installation: optionally surface-mounted or ceiling-mounted
 Installation height: 1.8–3 m
 Range: diameter max. 6 m for an 2.5 m installation height
 Switch-off delay: 5 seconds to 15 minutes
 Light value: 5–1000 Lux
 Temperature range: 0° C–40° C
 Protection class surface-mounted: IP44
 Protection class ceiling-mounted: IP44 (sensor part), IP20 (upwards from ceiling panel)
 Colour: pure white (RAL 9010)
 Dimensions surface-mounted: height 66.7 mm, Ø 97.2 mm
 Dimensions ceiling-mounted: holes Ø 75 to 80 mm, installation depth 41 mm
 Visible height 22 mm, Ø 97.2 mm

Motion detector 180°

Surface-mounted motion detector for wall installation

Pure white

D 496.02 BM WAB

00979393

Aluminium
enamelled*

D 496.70 BM WAB

00978893

Sepia brown*

D 496.23 BM WAB

00978793



Technical data:

Coverage: 180° horizontal, 90° vertical
 Range: rotatable lens with two ranges
 Range 1: max. 12 m
 Range 2: max. 5 m
 Additional angle and range reduction by covering caps
 Installation height: 2–2.2 m
 Switch-on time: 10 sec.–15 min.
 Light sensor: adjustable from 2–2000 Lux
 Protection class: IP54
 Power supply voltage: 230–240 V~, 50 Hz
 Switching capacity: relay output, switched L, filament lamps 1000 W, halogen lamps 230 V~ 500 W, electronic ballasts, for direct switching of max. 2 electronic ballasts (dependent of type). For higher numbers, a power relay shall be connected in front.
 Dimensions: H 120 x W 76 x D 56 mm
 Accessory: Mounting corner angle, for installation on external or internal corners

*Mounting angle and lower part black

WAB motion detector 180° IR

Surface-mounted motion detector IR for wall installation, WAB design

Grey

D 493 BM WAB

00978593



Technical data:

Coverage angle: 180° horizontal, 90° vertical
 Range: max. 8 m
 Installation height: approx. 1.1 m and 2.2 m above the door
 Sensor: Infrared
 Twilight setting: 70–2000 Lux
 Timer setting: 10 sec.–30 min.
 Continuous light: switchable (max. 2 hours, LED on)
 Power supply voltage: 230 V~, 50 Hz
 Switching capacity max.: ε 5 A, 1000 W ohmic load, 500 VA inductiv, cos φ 0.5, 2 electronic ballasts, take into account the ramp-up currents
 Dimensions: H 82 x W 72 x D 67 mm
 Protection class: IP54



AUDIOPoint/FLUSH-MOUNTED RADIO



Your music deserves the best location.

Whether in the kitchen, bathroom or bedroom – the PEHA AudioPoint is a highlight for any room layout. The system is easy to install in standard flush-mounted sockets anywhere in the home, and guarantees a music experience with superb sound quality.



Colour overview

AudioPoint



1

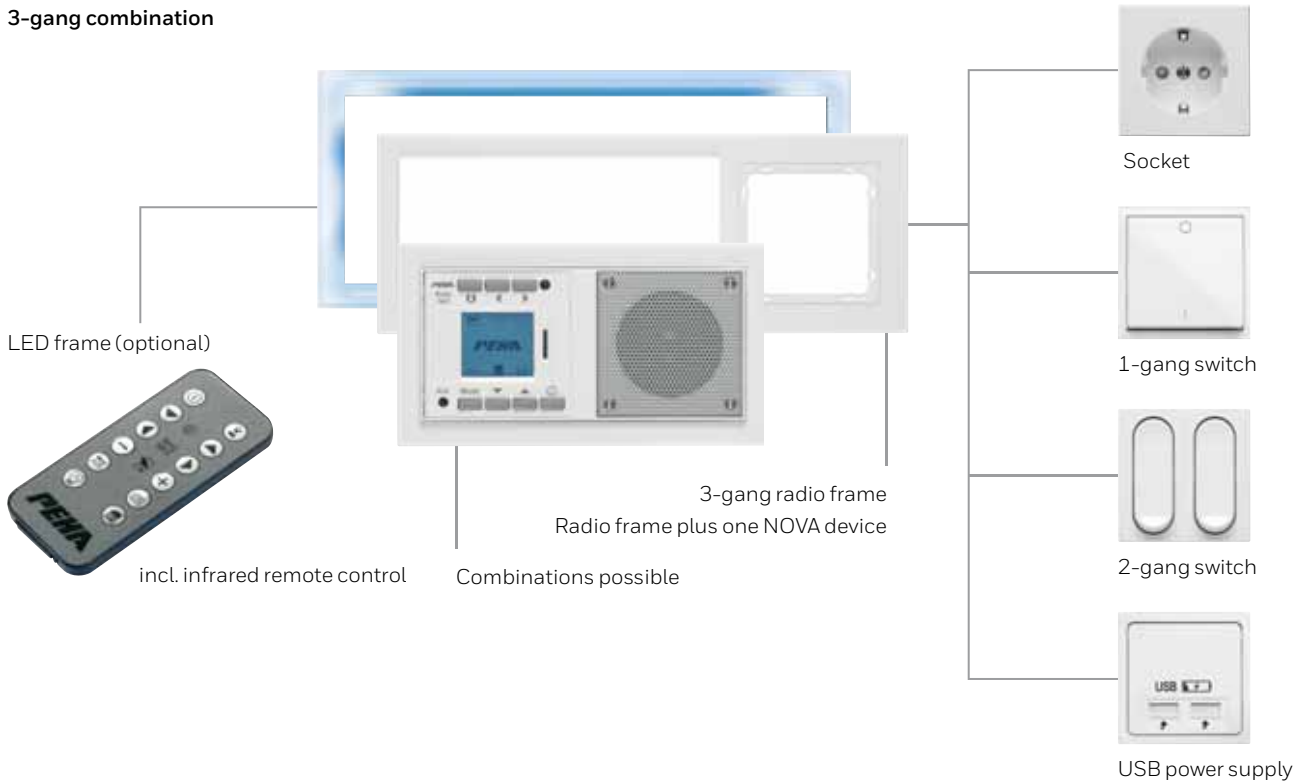
2

3


- 1 Pure white high-gloss = 022 = similar to RAL 9010
- 2 Piano black high-gloss = 192 = similar to RAL 9005
- 3 Aluminium enamelled = 702

Application example







3-gang combination



Installation



AudioPoint/Flush-mounted radio

Article Description	Colour	Article no.	Order no.				
AudioPoint in NOVA design							
For mounting in 2 flush-mounted boxes (not capable of combination), with swivel display insert for vertical and horizontal installation, RDS radio, 6 storable stations, with integrated MP3 player for Micro SD memory cards, stereo/mono selectable, incl. IR remote control. Front connection for 2.5 mm jack connector for connection of an external audio device. Alternative line-in terminal connections and terminal connections for an additional external loudspeaker on the rear of the device. Lighted display, brightness in ON and OFF position can be set separately. Time display, automatic hour setting via RDS signal possible. Alarm function with 2 alarm times, sleep function (automatic switch-off).	Pure white	D 20.486.022 MP3	00174133				
	Piano black	D 20.486.192 MP3	00174173				
	Aluminium	D 20.486.702 MP3	00174153				
Connection: 230 V AC.							
Accessories provided:							
<ul style="list-style-type: none"> • IR remote control, • 2 GB micro SD memory card with SD adapter, • Adapter cable 2.5 mm/3.5 mm jack connector 							
AudioPoint radio frame, 3-gang, can be used (see below),							
Radio frame, 3-gang, for AudioPoint plus one NOVA device							
For vertical and horizontal installation, dimension 225 x 83 mm	Pure white	D 20.673.022 T RADIO	00021911				
	Piano black	D 20.673.192 T RADIO	00040811				
	Aluminium	D 20.673.702 T RADIO	00021711				
Also suitable for flush-mounted radio article no. D 20.485.xx RADIO							
LED-illuminated frame, 2-gang, white light							
Exchange frame, 2-gang, for AudioPoint with lighted Plexi glass edge. LED lighting with cool white light. LED display frames or display brightness can be set continuously together, current supply via contact in AudioPoint	Pure white	D 20.672.022 W MP3	00179233				
	Piano black	D 20.672.192 W MP3	00179273				
	Aluminium	D 20.672.702 W MP3	00179253				
The scope of delivery only includes the loudspeaker grille. The additional loudspeaker must be ordered separately.							
Dimensions (H x W): 114 mm x 186 mm							
LED-illuminated frame, 2-gang, blue light							
Exchange frame, 2-gang, for AudioPoint with lighted Plexi glass edge. LED lighting with blue light. LED display frames or display brightness can be set continuously together, current supply via contact in AudioPoint	Pure white	D 20.672.022 B MP3	00179333				
	Piano black	D 20.672.192 B MP3	00179373				
	Aluminium	D 20.672.702 B MP3	00179353				
The scope of delivery only includes the loudspeaker grille. The additional loudspeaker must be ordered separately.							
Dimensions (H x W): 114 mm x 186 mm							
LED-illuminated frame, 3-gang, white light							
Exchange frame, 3-gang, for AudioPoint with lighted Plexi glass edge. LED lighting with cool white light. LED display frames or display brightness can be set continuously together, current supply via contact in AudioPoint	Pure white	D 20.673.022 W MP3	00179433				
	Piano black	D 20.673.192 W MP3	00179473				
	Aluminium	D 20.673.702 W MP3	00179453				
The scope of delivery only includes the loudspeaker grille. The additional loudspeaker must be ordered separately.							
Dimensions (H x W): 114 mm x 257 mm							
LED-illuminated frame, 3-gang, blue light							
Exchange frame, 3-gang, for AudioPoint with lighted Plexi glass edge. LED lighting with blue light. LED display frames or display brightness can be set continuously together, current supply via contact in AudioPoint	Pure white	D 20.673.022 B MP3	00179533				
	Piano black	D 20.673.192 B MP3	00179573				
	Aluminium	D 20.673.702 B MP3	00179553				
The scope of delivery only includes the loudspeaker grille. The additional loudspeaker must be ordered separately.							
Dimensions (H x W): 114 mm x 257 mm							



AudioPoint/Flush-mounted radio

Article Description

Colour

Article no.

Order no.

Additional flush-mounted loudspeaker, wired

Combinable flush-mounted additional loudspeaker for NOVA Design, wired. High-quality frequency input. Water-proof membrane.


Rated power/music power: 4 W/10 W,
Impedance: 8 ohms,
Frequency: 150–20000 Hz

No additional adapter frame is needed in the NOVA programme.

Pure white
Piano black

D 20.486.022 LS
D 20.486.192 LS

00179931
00179871



IR remote control AudioPoint

Spare/second remote control for AudioPoint

D 871 IR MP3

00226013



Flush-mounted-Radio in AURA design

For mounting in 2 flush-mounted boxes (not capable of combination), with swivel display insert for vertical and horizontal installation, RDS radio, 6 storable stations, with illuminated display, lighted display, brightness in ON and OFF position can be set separately.

Time display, alarm function, sleep function (automatic switch-off).
Automatic hour setting via RDS signal possible.
Connection: 230 V AC, menu language selectable (D, NL, GB, F).

Flush-mounted radio is supplied including frame

AudioPoint radio frame, 3-gang, can be used (see page 32), loudspeaker grill colour silver.


Pure white
Anthracite
Aluminium

D 20.485.02 RADIO
D 20.485.64 RADIO
D 20.485.70 RADIO

00174713
00174813
00174913



ROLLER SHUTTER CONTROL



Intelligent shutter and blind control.

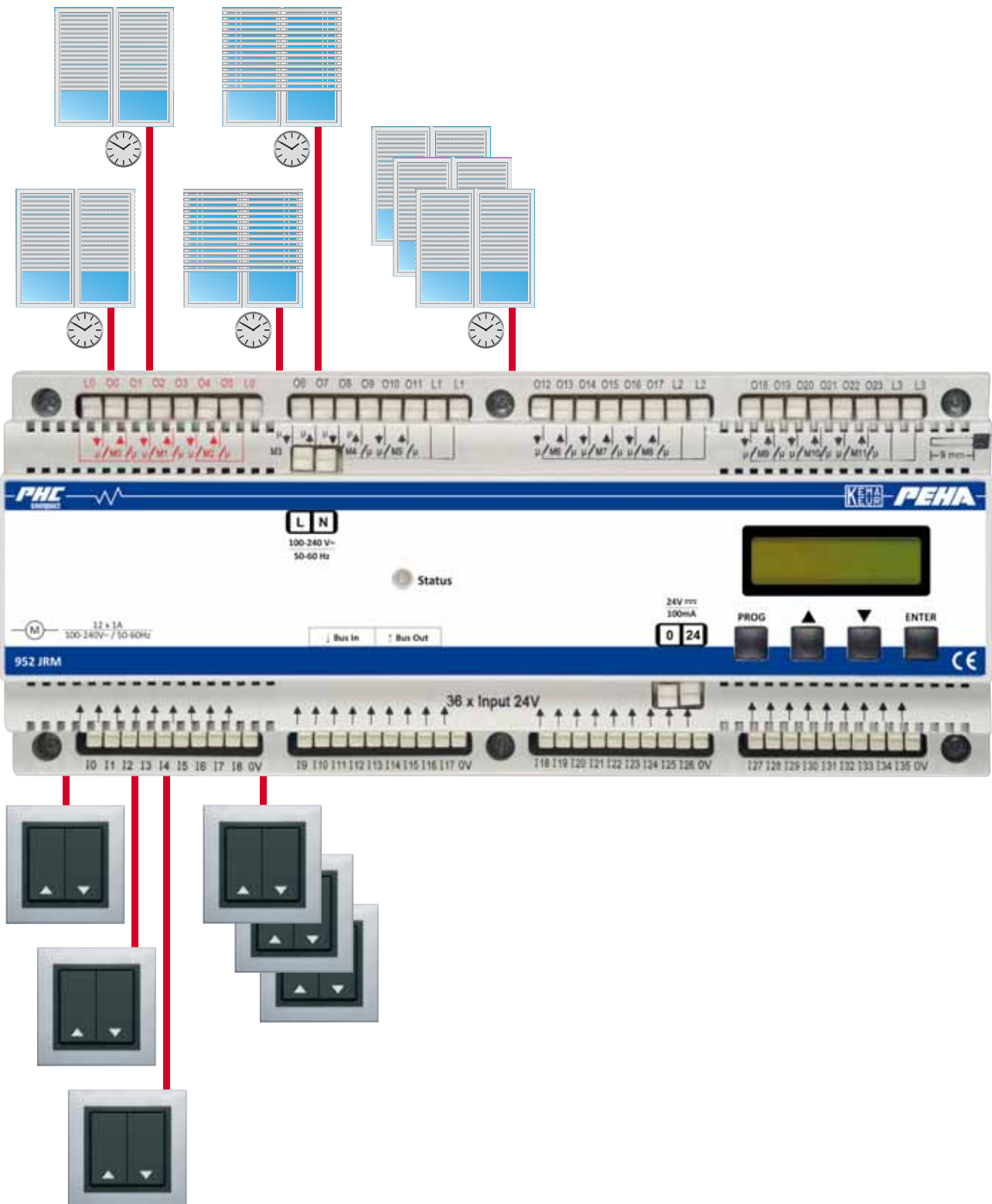
Electrically operated shutters, blinds and awnings can be conveniently controlled with the PHC Compact shutter controller: individually, centrally or in groups; spontaneously depending on the time and – via sensors – also depending on brightness and the weather.



Overview of functions

- 24 outputs 230V~ for 12 motors (max. 1 A)
- 24 inputs 24 V for 12 2-gang pushbuttons UP/DOWN
- 2 inputs for central control
- 1 input for automatic switch
- 6 inputs for 3 groups
- 3 inputs for sensors
- Single local management for 12 roller shutters/blinds
- Can be extended to as many as 20 shutters/blinds
- Local operation of 3 groups freely configurable
- Individual timer control for each driver
- Control of a drive or a group with several pushbuttons
- 3 inputs (24 V) for sensors (sun, twilight, wind, rain)
- Can be extended to three sun sensors (if one group is eliminated)
- Time control can be deactivated ('party function')
- Central control UP/DOWN
- Illuminated LCD display
- Special connection for FI-protection switch (wet rooms)


Function examples



New connection possibilities


- Can be extended to as many as 20 motors through connection of one PHC input module and two PHC blind modules.
- Several D 952 JRM can be operated via one sun, twilight, rain and/or wind sensor. The D 952 JRM with a connected sensor acts as the master, with the D 952 JRM connected via a bus acting as the slave. In this configuration, only the master JRM can be extended to as many as 20 motors.

Extension:




D 952 JRM Compact connected with PHC input module and two PHC blind/roller shutter modules.


3 inputs (24 V) for sensos (see page 37/38)




Sun*



Twilight



Rain



Wind

* For a facade control, 3 sun sensors can be connected.



Roller shutter control

Article Description

Article no.

Order no.

PHC COMPACT

Blind/roller shutter module

For mounting on DIN rail, 24 outputs 230 V~ for 12 roller shutter motors (max. 1 A), 24 inputs 24 V for 12 2-gang pushbuttons UP/DOWN, 2 inputs for central control for 2-gang pushbutton UP/DOWN, 1 input for automatic ON/OFF for a switch, 6 inputs for 3 groups for 2-gang pushbutton UP/DOWN, 3 inputs for twilight/sun sensor and wind/rain sensor. Clear, logically structured menu with LCD display for setup of the switching times with daily/weekly programmes and group assignments and for the sensor assignment. A special connection for a FI-protection switch for wet rooms is possible, incl. power supply 230 V AC/24 V DC, 216 mm wide (12 module widths).

Can be extended up to 20 motors by connecting 1 PHC input module PHC D 940/24 EM RÜ and 2 PHC blind modules PHC D 940 JRM (D 940/24 EM RÜ is absolutely essential).

D 952 JRM

00299517



Blind/roller shutter module

For mounting on DIN rail, 8 relay outputs 4 A for switching 4 roller shutters with 230 V~ motors, 230 V AC/1 A motor, incl. connection cable 30 cm, 72 mm wide (4 module widths)

D 940 JRM

00258917



Input module 24 V DC 16 feedbacks

For mounting on DIN rail, with 16 inputs for 24 V DC, all 16 inputs with feedback, for connecting max. 16 pushbuttons, with the possibility of connecting max. 4 switches instead of pushbuttons, incl. connection cable 30 cm, 72 mm wide (4 module widths).

D 940/24 EM RÜ

00285917



Twilight/sun sensor

To connect to the PHC input modules 24 V (REG), consisting of light sensor (IP44) and evaluation unit (2 module widths), for DIN rail, recommended connection cable JY (ST) Y 2 x 2 x 0.8 mm, distance from the light sensor to the evaluation unit max. 100 m, shielding if needed.

Interface settings:

Twilight: 1–200 Lux; switching hysteresis: 1.5 hard coded

Sun: 2000–200000 Lux; switching hysteresis: 0.2–0.8 adjustable

D 941 LUX

00257917



Evaluation unit

Additional evaluation unit (2 module widths) for DIN rail for the above-mentioned twilight/sun sensor D 941 LUX, for evaluation of another light value, up to **10 evaluation units can be operated with one light sensor.**

D 941 LUX-REG

00257617



Wind sensor

With connection cable 4.5 m, 2-wire connection, max. cable length (min. 0.75 mm²) 100 m, mounting tube Ø 12 mm, can be fixed with PG 13.5 fitting

Appropriate evaluation unit: article no. D 940 WS-AE
Suitable wall bracket: article no. D 94 WS/RS

Grey

D 940 WS

00241417



Evaluation unit for wind sensor

For connecting 1 wind sensor article no. D 940 WS, DIN rail device, 36 mm wide (2 module widths), power supply 24 V DC, e. g. from the PHC power supply D 940 SPV, own consumption 10 mA, adjustable threshold level in 8 steps 3...10 (represents approx. 3.6 m/s to 24 m/s), switch-on delay approx. 10 sec., switch-off delay approx. 10 min. after falling below next lower wind speed, dry relay output, 2-way, switching capacity 230 V AC, 2 A respectively max. 50 V DC, 0.5 A.

D 940 WS-AE

00241517



Roller shutter control

Article Description

Colour

Article no.

Order no.

Rain sensor

IP54, cable input with M 16 screw connection, distance between holes 50 x 70 mm, power supply 24 V DC, e. g. from the PHC power supply D 940 SPV, own consumption 25 mA, with activated sensor surface heating 50 mA, adjustable sensor sensitivity, dry relay output, 2-way, switching capacity 230 V AC, 2 A respectively max. 50 V DC, 0.5 A, recommended connection cable JY (ST) Y 2 x 2 x 0.8 mm, to be installed on a surface inclined at an angle of 30°.

Grey

D 940 RS

00241617



Suitable wall bracket: article no. D 94 WS/RS

Dimensions: L 82 x 82 x 58 mm

Wall bracket

For mounting a wind sensor article no. D 940 WS and a rain sensor article no. D 940 RS in 30° inclined position, extendible from 280–430 mm





Pure white

D 94 WS/RS

00241717



Roller shutter control

Article Description	Colour	Article no.	Order no.		
Programmable roller shutter switch					
Insert for flush-mounted installation, 230 V~, 50 Hz, for max. 1 motor 750 VA, operational time: 2 min., with red/green LED for function indicator		D 405 R O.A.	00234413		
Function: Manual operation for 1 sec. = blades adjustment, manual operation longer than 1 sec. = automatic run for 2 min. Programming of an up and down time possible (24 hour cycles). External inputs for UP and DOWN, 230 V~, 50 Hz, with the function as button follower for group control, wind monitor, key switch or superordinate blind timer. Neutral conductor necessary.					
D 405 R O.A. is not compatible with D 404 R O.A.					
Covers STANDARD: Page 45					
Covers DIALOG: Page 73					
Covers AURA: Page 85					
Covers NOVA: Page 100					
Roller shutter timer switch 50 x 50 mm for standard cutout, article no. D xx.670.xx ZV (must be ordered separately)					
Insert with cover for flush-mounted installation	Silver	D 814 JS	00925293		
	Pure white	D 814 JS REINWEISS	00925893		
Function roller shutter timer switch: Auto summer/winter time, for a motor 1000 VA with terminal switches, up and down run times per day or in 2 blocks for Mo-Fr and Sa-Su programmable, random generator, changing possibility of manual operation in automatic operation, operational time 60 sec., modifiable to 1-180 sec., reserve of 1000 hours by battery, reset function to the factory settings, with sensor connection for connecting to a sun sensor D 800 SS for sun protection and twilight function, 230 V~, 50 Hz, neutral conductor necessary, with extension inputs, consider the instructions of the motor manufacturer.					
Sun sensor					
For roller shutter timer switch article no. D 814 JS, mounting on the internal side of the window with suction caps		D 800 SS	00925593		
Diameter: 46 mm, cable length: 2 m					
Multiple control relay for roller shutter motor 250 V AC, μ 6 A, motor load max. 750 VA					
Each multiple control relay can accept one or two roller shutter motors for connection. For local control, blind buttons are connected. For a central control, a blind button or switch, a timer switch (e.g. D 814 JS) or the programmable roller shutter switch D 405 R can be used.		D 409 SR	00919293		
Technical data: Power supply voltage: 230 V, 50 Hz, +- 10 % Neutral conductor necessary Control voltage: 230 V, 50 Hz, +- 10 % Current consumption: 10 mA in relay operation Switching capacity: μ 6 A, 250 V AC Motor load max. 750 VA Temperature range: 0-60 °C Screw terminals: strong, 2 x 1,5 mm ² , 1 x 2,5 mm ² , flexible 1 x 1,5 mm ² Mounting: in deep switch box or surface-mounted damp location junction box Dimensions: D 22 x W 52 x H 49 mm					



STANDARD



The tried and tested range of switches for all purposes.

Unsurpassed in their versatility. Thanks to their understated design in a variety of shades of white and wide range of application options, STANDARD switches fit simply everywhere, whereby their combination frames STANDARD Inline additionally underline their regular, well-proportioned looks.



Colour overview

STANDARD Basis



1



2

STANDARD Inline



1



2

- 1 White = 03/W = similar to RAL 1013
- 2 Pure white = 02 = similar to RAL 9010

Product examples



4



5



6



7



8

- 4 Series bridged switch
- 5 Pushbutton with red lens
- 6 Socket with earth pin
- 7 USB power supply
- 8 Switch with special code
- 9 2-gang combination vertical



9

In the STANDARD programme too, Honeywell PEHA supplies a wide range of products for hospitals (page 150).



STANDARD

Article Description

Colour

Article no.

Order no.

Combination frame STANDARD Inline

With small outer radius, for vertical and horizontal installation

1-gang, dimensions: 81 x 81 mm	White	D 80.571.03	00183111		
	Pure white	D 80.571.02	00240111		
2-gang, dimensions: 81 x 152 mm	White	D 80.572.03	00183211		
	Pure white	D 80.572.02	00240211		
3-gang, dimensions: 81 x 223 mm	White	D 80.573.03	00183311		
	Pure white	D 80.573.02	00240311		
4-gang, dimensions: 81 x 294 mm	White	D 80.574.03	00183411		
	Pure white	D 80.574.02	00240411		
5-gang, dimensions: 81 x 365 mm	White	D 80.575.03	00183511		
	Pure white	D 80.575.02	00240511		



Combination frame STANDARD Basis

For vertical and horizontal installation

1-gang, dimensions: 81 x 81 mm	White	D 80.671 W	00202111		
	Pure white	D 80.671.02	00201811		
2-gang, dimensions: 81 x 152 mm	White	D 80.672 W	00202211		
	Pure white	D 80.672.02	00201711		
3-gang, dimensions: 81 x 223 mm	White	D 80.673 W	00202311		
	Pure white	D 80.673.02	00201611		
4-gang, dimensions: 81 x 294 mm	White	D 80.674 W	00202411		
	Pure white	D 80.674.02	00201011		
5-gang, dimensions: 81 x 365 mm	White	D 80.675 W	00202511		
	Pure white	D 80.675.02	00200911		



Rocker 58 x 49 mm with central plate for combinations

For 2-way switch, intermediate switch, pushbutton

For 2-way switch, intermediate switch, pushbutton	White	D 80.640 W	00176011		
	Pure white	D 80.640.02	00187111		
For 1-way 2-pole switch and 1-way 3-pole switch, with label O/I for article no. D 61.2/16	White	D 80.642 W	00176211		
	Pure white	D 80.642.02	00187611		



Rocker 58 x 49 mm with central plate for combinations

For series bridged switch, 2-way 2-pole switch and 2-gang pushbutton

For series bridged switch, 2-way 2-pole switch and 2-gang pushbutton	White	D 80.645 W	00176511		
	Pure white	D 80.645.02	00187811		



Rocker 58 x 49 mm with central plate for combinations, with big red lens

For 2-way switch, intermediate switch, pushbutton

For 2-way switch, intermediate switch, pushbutton	White	D 80.640 N GLKW	00177111		
	Pure white	D 80.640.02 N GLK	00166011		
For 1-way 2-pole switch and 1-way 3-pole switch	White	D 80.642 N GLKW	00177311		
	Pure white	D 80.642.02 N GLK	00166211		



Rocker 58 x 49 mm with central plate for combinations, for pushbutton

With symbol 'Bell'

With symbol 'Bell'	White	D 80.640 KW	00176811		
	Pure white	D 80.640.02 K	00164811		
With symbol 'Door'	White	D 80.640 TW	00176911		
	Pure white	D 80.640.02 T	00164911		



Rocker 58 x 49 mm with central plate for combinations, with different symbols









(7-655 L; 3-655 T; 5-655 K; 3-655 N; 1-655 rot)

(Replacement symbols see page 43)

For control and illuminated switches/pushbuttons, for 2-way switch, intermediate switch, pushbutton









For control and illuminated switches/pushbuttons, for 2-way switch, intermediate switch, pushbutton	White	D 80.655 W	00177811		
	Pure white	D 80.655.02	00187911		




Article Description	Colour	Article no.	Order no.					
Rocker 58 x 49 mm with central plate for combinations								
For article no. D 619 T, D 616/4 and D 515 T, with symbol UP/DOWN	White	D 80.644 W	00176411					
	Pure white	D 80.644.02	00187711					
Replacement symbols for pushbuttons and rocker switches								
LIGHT	Clear, transparent	D 655 L	00584711					
BELL	Clear, transparent	D 655 K	00584811					
DOOR	Clear, transparent	D 655 T	00584911					
NEUTRAL	Clear, transparent	D 655 N	00584011					
RED, neutral	Red, transparent	D 655 ROT	00584311					
Package contents: 1 pc								
Rocker 58 x 49 mm with central plate for combinations, with labeling field 10 x 48.5 mm								
For 2-way switch, intermediate switch, pushbutton	White	D 80.640 NAW	00177911					
	Pure white	D 80.640.02 NA	00187311					
Rocker 48 x 41 mm with central plate for combinations								
For 2-way switch, intermediate switch, pushbutton	Pure white	D 81.640.02	00184811					
Rocker 48 x 41 mm with central plate for combinations, with red lens								
For 2-way switch, intermediate switch, pushbutton	Pure white	D 81.640.02 GLK	00215511					
Rocker 48 x 41 mm with central plate for combinations, with red lens, with labeling field 7 x 44 mm								
For 2-way switch, intermediate switch, pushbutton	Pure white	D 81.640.02 GLK NA	00204811					
Rocker 48 x 41 mm with central plate for combinations, with labeling field 7 x 44 mm								
For 2-way switch, intermediate switch, pushbutton	White	D 81.640 NA	00182011					
	Pure white	D 81.640.02 NA	00205911					
For 1-way 2-pole switch and 1-way 3-pole switch, with label 0/I	White	D 81.642 NA	00184311					
	Pure white	D 81.642.02 NA	00206011					
Rocker 48 x 41 mm with central plate for combinations, with labeling field 7 x 44 mm								
For series bridged switch, 2-way 2-pole switch and 2-gang pushbutton	Pure white	D 81.645.02 NA	00204911					



STANDARD










Article Description	Colour	Article no.	Order no.				
Rocker 48 x 41 mm with central plate for combinations, with labeling field 7 x 44 mm							
For article no. D 619 T, D 515 T, 616/4 and D 616/6, with symbol UP/DOWN	White	D 81.644 NAW	00204711				
	Pure white	D 81.644.02 NA	00205011				
Rocker for blind button with central plate for combinations							
Through-rocker over both subrockers for article no. D 254 T, with symbols	White	D 80.240 T JR W	00178411				
	Pure white	D 80.240.02 T JR	00189211				
Rocker for group button with central plate for combinations							
For article no. D 254 T	White	D 80.245 T W	00177411				
	Pure white	D 80.245.02 T	00188211				
For article no. D 254 T, with symbols	White	D 80.244 T W	00177211				
	Pure white	D 80.244.02 T	00188511				
Rocker for mechanically regulated blind switch, for combinations							
For article no. D 214, with symbols	White	D 80.244 JR W	00177611				
	Pure white	D 80.244.02 JR	00189311				
Cover with button							
For rotary dimmer and potentiometer							
Cover plate for single installation	White	D 80.610 V HR	00151113				
	Pure white	D 80.610.02 V HR	00167613				
Central plate for combinations	White	D 80.610 HR W	00150813				
	Pure white	D 80.610.02 HR	00150313				
Central plate with buttons							
For series bridged dimmer	White	D 80.620.03 HR	00173661				
	Pure white	D 80.620.02 HR	00172551				
Pushbutton fixture for pushbutton dimmer and pushbutton switch							
D 492 AN o.A., D 492 AB o.A. and D 493 O.A.	White	D 80.420 W	00149713				
	Pure white	D 80.420.02	00127213				
Serial pushbutton fixture for pushbutton dimmer and pushbutton switch							
D 492 AN o.A., D 492 AB o.A., relay D 493 o.A. and Easyclickpro flush-mounted radio receiver; this cover does not make a dual dimmer from the items D 492 AN and D 492 AB.	White	D 80.425 W	00149513				
	Pure white	D 80.425.02	00128813				










Article Description	Colour	Article no.	Order no.					
Central plate with knob								
For roller shutter rotary button, 3-position switch and timer switch	White	D 80.610 ZJ W	00133811					
	Pure white	D 80.610.02 ZJ	00133211					
Hotel card switch								
1-pole, 2-way, to be used as NC or NO, with N terminal, 6 A 250 V~, with labeling field 7 x 64 mm, with central plate for combinations	White	D 80.556 HC GLK W	00194711					
	Pure white	D 80.556.02 HC GLK	00194811					
Not for Inline frames!								
Cover for programmable roller shutter switch								
For article no. D 405 R O.A.	White	D 80.410 RW	00129913					
	Pure white	D 80.410.02 R	00131213					
Roller shutter timer switch 50 x 50 mm								
Insert with cover for flush-mounted installation, for standard cutout article no. D 80.670.02 ZV, with connection for sensors	Pure white	D 814 JS REINWEISS	00925893					
<i>For functional description see page 39.</i>								
Cover plate 100 x 100 mm for single installation								
1-gang, unbreakable	White	D 80.671/100 W	00702911					
	Pure white	D 80.671/100.02	00707711					
This cover plate is especially suitable for installation in channel lengths with 100 mm aperture.								
Unbreakable cover, dimensions: 85 x 85 mm								
For single installation, with hinged cover and seal ring, for central plates and sockets	White	D 80.686 W	00210811					
	Pure white	D 80.686.02	00167811					
same, with clear hinged cover	White/clear	D 80.686 KLAR	00210011					
	Pure white/clear	D 80.686.02 KLAR	00163911					
Only for flush-mounted installation!								
Surface-mounting box								
For combination frame STANDARD Basis D 80.671 up to D 80.673, for vertical and horizontal installation, without base plate								
1-gang, dimensions: W 81 x L 81 x H 33 mm	White	D 80.691 W	00207111					
	Pure white	D 80.691.02	00199511					
2-gang, dimensions: W 81 x L 152 x H 33 mm	White	D 80.692 W	00207211					
	Pure white	D 80.692.02	00199611					
3-gang, dimensions: W 81 x L 223 x H 33 mm	White	D 80.693 W	00207311					
	Pure white	D 80.693.02	00199711					
1-gang, dimensions: W 81 x L 81 x H 46 mm, tall design for the surface-mounted installation of the ACO system, 3-position switches and UAE cat. 6 connection units	White	D 80.691 H W	00207411					
	Pure white	D 80.691.02 H	00209011					
Surface-mounting box								
For installation of 42 V~ pushbuttons on flush-mounted assembly sockets, for typical apartment constructions								
Dimensions: W 81 x L 81 x H 13 mm								
	White	D 80.691 FW	00207011					



STANDARD

Article Description	Colour	Article no.	Order no.			
Channel input						
For Attema cable channel (L 2.6 x W 2.9 x D 19.5 mm)	White	H 27 W	00587721			
	Pure white	H 27.02	00584421			
Cable input	White	D 26.03	00587611			
	Pure white	D 26.02	00585011			
Base plate for surface-mounting box						
From self-clearing material, asbestos-free						
1-gang, dimensions: W 81 x L 81 mm		D 41	00585111			
2-gang, dimensions: W 81 x L 152 mm		D 42	00585211			
3-gang, dimensions: W 81 x L 223 mm		D 43	00585311			
These base plates correspond to the requirements of the property insurance association for the installation on flammable material.						
Sockets SCHUKO® for hospital installations, EDV installations or with overvoltage protection from page 150!						
Socket SCHUKO® with plug-in terminals						
2-pole, 16 A 250 V~, with connection terminals according to VDE 0620, with central plate for combinations	White	D 80.6511 W	00790811			
	Pure white	D 80.6511.02	00792011			
same, with labeling field 7 x 44 mm	White	D 80.6511 NAW	00793811			
	Pure white	D 80.6511.02 NA	00794611			
same, with increased protection against electric shock	White	D 80.6511 SI W	00791811			
	Pure white	D 80.6511.02 SI	00790511			
same, with increased protection against electric shock, with labeling field 7 x 44 mm	White	D 80.6511 SI NAW	00791211			
	Pure white	D 80.6511.02 SI NA	00791311			
Socket SCHUKO® with screw terminals						
2-pole, 16 A 250 V~, with connection terminals according to VDE 0620, with central plate for combinations	White	D 80.6611 W	00450811			
same, with increased protection against electric shock	White	D 80.6611 SI W	00460811			
Socket SCHUKO® 45° with plug-in terminals						
2-pole, 16 A 250 V~, with connection terminals according to VDE 0620, especially suitable for vertical combinations, with central plate for combinations	White	D 80.6511 WI W	00793711			
	Pure white	D 80.6511.02 WI	00791511			
Socket SCHUKO® with plug-in terminals						
2-pole, 16 A 250 V~, with connection terminals according to VDE 0620, with central plate for combinations, with hinged cover, unbreakable	White	D 80.6511 KW	00792811			
	Pure white	D 80.6511.02 K	00792511			
same, with labeling field 10 x 48.5 mm	White	D 80.6511 KNA W	00794011			
	Pure white	D 80.6511.02 KNA	00793011			
same, with increased protection against electric shock	White	D 80.6511 KSI W	00794211			
	Pure white	D 80.6511.02 KSI	00793311			
same, lockable	White	D 80.6511 KVS W	00794411			
	Pure white	D 80.6511.02 KVS	00793511			
Replacement lock with 2 keys Replacement requirement for article no. D 80.6511 KVS		D 91 VS	00589111			
Socket SCHUKO® with screw terminals, with control light						
2-pole, 16 A 250 V~, with connection terminals according to VDE 0620, with central plate for combinations	White	D 80.6611.03 LED/4	00455711			
	Pure white	D 80.6611.02 LED/4	00452311			
same, with labeling field 7 x 44 mm	White	D 80.6611.03 NA LED/4	00447811			
	Pure white	D 80.6611.02 NA LED/4	00452411			
For replacement lighting elements see page 23.						



Article Description	Colour	Article no.	Order no.				
Socket SCHUKO® with screw terminals, with signal contact 0.3 A							
2-pole, 16 A 250 V~, with connection terminals according to VDE 0620, with central plate for combinations	White	D 80.6611/4 W	00448811				
	Pure white	D 80.6611/4.02	00452211				
Additional versions, like e. g. with increased protection against electric shock, hinged cover, labeling field, control light etc. are available upon request.							
Socket SCHUKO® with screw terminals							
With control light, with hinged cover, unbreakable, 2-pole, 16 A 250 V~, with connection terminals according to VDE 0620, with central plate for combinations	White	D 80.6611.03 K LED/4	00447311				
	same, with labeling field 10 x 48.5 mm	White Pure white	D 80.6611.03 K NA LED/4 D 80.6611.02 K NA LED/4	00446811 00452011			
For replacement lighting elements see page 23.							
Socket SCHUKO® with plug-in terminals and LED control light							
2-pole, 16 A 250 V~, with green LED as a voltage indicator, 230V/1 mA, LED lifetime approx. 10 years, with central plate for combinations, with labeling field 7 x 44 mm	Pure white	D 80.6511.02 LED/4 NA	00452511				
	same, with increased protection against electric shock	Pure white	D 80.6511.02 SI NA LED/4	00788821			
For replacement lighting elements see page 23.							
Serial socket SCHUKO® with plug-in terminals							
2-pole, 16 A 250 V~, with connection terminals according to VDE 0620, for 58-type installation boxes, with full cover plate for single installation, socket fits into a flush-mounted box Mounting height: 24 mm, dimensions: W 81 x L 100 mm	White	H 80.6512 W	00482921				
	Pure white	H 80.6512.02	00491821				
Serial socket SCHUKO® with plug-in terminals							
2-pole flush-mounted, 10/16 A 250 V, with full cover plate for vertical single installation, with lead-through possibility fitting in a wall box e.g.: Attema, type UK 40/PVK 40 or HAF, type H 140/G 151/ HW 150 F	White	H 80.6412 W	00482721				
	Pure white	H 80.6412.02	00482821				
same, with increased protection against electric shock	White	H 80.6412 SI W	00479521				
	Pure white	H 80.6412.02 SI	00479621				
Serial socket SCHUKO® with plug-in terminals							
2-pole, 10/16 A 250 V~, for 58-type installation boxes, with full cover plate for single installation, e. g. in Attema wall box, type UK 40/PVK 40, suitable for 2 angled plugs	White	H 80.6512 WI W	00490521				
	Pure white	H 80.6512.02 WI	00490621				
Serial socket SCHUKO® with plug-in terminals							
2-pole, 16 A 250 V~, with connection terminals according to VDE 0620, for 58-type installation boxes, with full cover plate for single installation, with increased protection against electric shock Mounting height: 24 mm, dimensions: W 81 x L 94 mm	White	D 80.6512 SI W	00491611				
	Pure white	D 80.6512.02 SI	00491711				



STANDARD

Article Description

Colour

Article no.

Order no.

Serial socket SCHUKO® with screw terminals

2-pole, 16 A 250 V~, with connection terminals according to VDE 0620, for 58-type installation boxes, with full cover plate for single installation, socket fits into a flush-mounted box

White
Pure white

D 80.6612 W
D 80.6612.02

00490811
00491511

same, with increased protection against electric shock

White
Pure white

D 80.6612 SI W
D 80.6612.02 SI

00493811
00494211

Mounting height: 24 mm, dimensions: W 81 x L 100 mm



3-gang socket SCHUKO® with screw terminals

2-pole, 16 A 250 V~, with connection terminals according to VDE 0620, with special installation box, with full cover plate for single installation, suitable for 3 angled plugs

White

D 6313

00508511



3-gang socket SCHUKO® with plug-in terminals

2-pole, 16 A 250 V~, with connection terminals according to VDE 0620, with full cover plate for single installation, suitable for 3 angled or flat plugs

White
Pure white

D 6513
D 6513.02

00498811
00498211

Especially suitable for time-saving installation in 2-gang trunking boxes.



Serial socket SCHUKO® with plug-in terminals

2-pole, 16 A 250 V~, with connection terminals according to VDE 0620, with full cover plate for single installation

White
Pure white

D 80.6512/3 W
D 80.6512/3.02

00495911
00496111

same, for STANDARD Inline, consisting of 2 sockets SCHUKO®, with increased protection against electric shock

White
Pure white

H 80.6512 SI/572 W
H 80.6512 SI/572.02

00490221
00490321

Especially suitable for time-saving installation in 2-gang trunking boxes.



3-gang SCHUKO® with plug-in terminals

2-pole, 16 A 250 V~, with connection terminals according to VDE 0620, with full cover plate for single installation, suitable for 3 angled or flat plugs

White
Pure white

D 80.6513 W
D 80.6513.02

00496211
00496311

Especially suitable for time-saving installation in 2-gang trunking boxes.



Combination with screw terminals

With full cover plate for single installation, consisting of: rocker switch 10 A 250 V~, socket SCHUKO® 2-pole, 16 A 250 V~, for 58-type installation boxes

Universal switch (1-way/2-way switch)

White
Pure white

D 80.6686 W
D 80.6686.02

00246611
00239721

Series bridged switch (specified only for export)

White
Pure white

H 80.6685 W
H 80.6685.02

00246521
00239421



Export socket "USA" 125 V~ with screw terminals

2-pole + E, for 58-type installation boxes, with screw fastening, with central plate for combinations

NEMA 5-15 R, 15 A 125 V~

White
Pure white

D 80.6670/15 US W
D 80.6670/15.02 US

00472811
00472011

NEMA 5-20 R, 20 A 125 V~

White
Pure white

D 80.6670/20 US W
D 80.6670/20.02 US

00473811
00472111



Export socket "USA" 125 V~ with screw terminals

2-pole + E, for 58-type installation boxes, with screw fastening, with central plate for combinations, with hinged cover, unbreakable, with label '110 V', available with different markings upon request

NEMA 5-15 R, 15 A 125 V~

White

D 80.6670/15 US KW

00478811

NEMA 5-20 R, 20 A 125 V~

White
Pure white

D 80.6670/20 US KW
D 80.6670/20.02 US K









00479811
00472211







Article Description	Colour	Article no.	Order no.			
Export socket "USA" 125 V~ with screw terminals						
2-pole + E, for installation box D 6672 DO, with full cover for single installation, dimensions: 81 x 115 mm (delivery without special installation box)						
NEMA 5-15 R, 15 A 125 V~, 2-gang	White	D 80.6672/15 US W	00476811			
NEMA 5-20 R, 20 A 125 V~, 2-gang	White	D 80.6672/20 US W	00477811			
	Pure white	D 80.6672/20.02 US	00471911			
Installation box						
For export sockets 'USA', 2-gang		D 6672 DO	00476011			
Export socket "Great Britain" with screw terminals						
According to the BS 1363 'British Standard', 2-pole, 13 A 250 V~, for 58-type installation boxes, with screw fastening, with central plate for combinations, with increased protection against electric shock						
	White	D 80.6670 GB W	00471811			
	Pure white	D 80.6670.02 GB	00471511			
Export socket with nickel-plated earth pin, with screw terminals						
2-pole, 10/16 A 250 V~, for 58-type installation boxes, with central plate for combinations, with increased protection against electric shock						
	White	B 80.6671 SI W	00467841			
	Pure white	B 80.6671.02 SI	00483941			
same, with hinged cover, unbreakable	White	B 80.6671 KSI W	00469041			
	Pure white	B 80.6671.02 KSI	00484041			
same, with hinged cover, unbreakable and labeling field 10 x 48.5 mm	White	B 80.6671 KSI NA W	00469241			
	Pure white	B 80.6671.02 KSI NA	00484141			
Export socket with nickel-plated earth pin, with screw terminals						
2-pole, 10/16 A, 250 V~, with central plate for combinations, with increased protection against electric shock, with labeling field 7 x 44 mm						
	White	B 80.6671 NASI W	00480941			
	Pure white	B 80.6671.02 NASI	00489441			
Export socket with nickel-plated earth pin, with screw terminals						
2-pole, 10/16 A, 250 V~, with increased protection against electric shock, with control light						
	White	B 80.6671.03 SI LED/4	00483841			
	Pure white	B 80.6671.02 SI LED/4	00482341			
<i>For replacement lighting elements see page 23.</i>						
Export socket with nickel-plated earth pin, with screw terminals						
2-pole, 10/16 A, 250 V~, with control light, with labeling field 7 x 44 mm						
	White	B 80.6671 SI NA LED/4 W	00469641			
	Pure white	B 80.6671.02 SI NA LED/4	00449761			
<i>For replacement lighting elements see page 23.</i>						
Export socket with nickel-plated earth pin, with screw terminals						
2-pole, 10/16 A, 250 V~, with hinged cover and control light						
	White	B 80.6671 KLED/4 SI W	00471141			
	Pure white	B 80.6671.02 KSI LED/4	00482241			
<i>For replacement lighting elements see page 23.</i>						



STANDARD

Article Description	Colour	Article no.	Order no.				
Export socket with nickel-plated earth pin, with plug-in terminals							
2-pole, 16 A 250 V~, for 58-type installation boxes, with central plate for combinations, with increased protection against electric shock	White Pure white	B 80.6571 SI W B 80.6571.02 SI	00465641 00465441				
same, with labeling field 10 x 48.5 mm	White Pure white	B 80.6571 SI NAW B 80.6571.02 SI NA	00465741 00465541				
Export socket according to Swiss standard (SEV), with plug-in terminals							
With increased protection against electric shock, 2-pole, 10 A 250 V~, type 13, with grounding, for 58-type installation boxes, with screw fastening	Pure white	D 80.6671.02 CH SI	00481211				
USB socket SCHUKO® with plug-in terminals, 2.1 A							
2-pole, 16 A 250 V~, with connection terminals according to VDE 0620, with central plate for combinations, with USB socket type A for power supply and charge of mobile devices, USB charging current 2.1 A, USB charging voltage 5 V, with charging current monitoring, use of deep flush-mounted sockets recommended	White Pure white	D 6511.03 SI USB D 6511.02 SI USB	00244061 00243941				
USB power supply 2 A, no power consumption in Standby							
Without spreading for screw fastening, with 2 USB sockets type A for power supply and charge of mobile devices, the charging current is split automatically between the ports, short circuit protection, without central plate		D 1602/2.02 USB SPV O.A.	00238953				
Central plate for USB power supply 2 A D 1602/2.02 USB SPV O.A., incl. intermediate frame 50 x 50 mm	White Pure white	D 80.610 USB SPV W D 80.610.02 USB SPV	00238853 00239033				
Stereo loudspeaker connection box for loudspeaker connection cable up to 10 mm², with screw terminals							
Front connection via 2 x 2 screw-less terminals, rear-side with screw terminals, without central plate	Pure white Anthracite	D 1930/4.02 O.A. D 1930/4.21 O.A.	00902591 00902491				
Central plate for telephone connection sockets 'Austria' and stereo loudspeaker connection socket D 1930/4 O.A.	White Pure white	D 80.610 TDO W D 80.610.02 TDO	00144211 00143411				
Central plate with supporting frame							
For devices with 18.8 mm installation diameter, like e.g. HF plug-in connectors, fuse holder etc.	White Pure white	D 80.610 PA W D 80.610.02 PA	00142811 00142511				
Central plate with supporting frame							
For devices with 22.5 mm installation diameter, like e.g. signalling devices of the makes MOELLER, RAFI, SCHLE-GEL etc.	White Pure white	D 80.610 BW D 80.610.02 B	00141811 00141511				
same, for EMERGENCY/OFF switch	Yellow	D 80.610 B GELB	00141711				











Article Description	Colour	Article no.	Order no.				
Central plate for COAX antenna sockets							
According to DIN 45 330, with 2 screws for different makes	White	D 80.610 TV W	00143811				
	Pure white	D 80.610.02 TV	00142711				
<i>For basic elements see page 16/17.</i>							
Central plate for COAX antenna sockets							
For 4-gang antenna sockets article no. EVU 02 F and GEVU 15 S of the Hirschmann make or similar construction	Pure white	D 80.610.02 TV/4B	00146911				
Central plate for COAX antenna sockets							
For 4-gang antenna sockets article no. SAT 400/EAS/CD of the Ankaro make or similar construction	White	D 80.610 TV/4A W	00143511				
	Pure white	D 80.610.02 TV/4A	00145611				
Central plate for loudspeaker and diode sockets							
With supporting frame for expansion mounting	White	D 80.677 DIO W	00213811				
	Pure white	D 80.677.02 DIO	00213211				
Central plate for spur outlet							
With supporting frame and stress relieve	White	D 80.610 AT W	00144811				
	Pure white	D 80.610.02 AT	00145111				
Central plate for TAE, UAE/TAE connection boxes							
For up to 3 connections	White	D 80.610 TAE W	00510811				
	Pure white	D 80.610.02 TAE	00510311				
<i>For basic elements see page 17/18.</i>							
Central plate for UAE connection boxes for 1 terminal							
For angled outlet, article no. D 1958 UAE O.A. and D 1958 UAE-C6A O.A.	White	D 80.610 UAE/1-N W	00506211				
	Pure white	D 80.610.02 UAE/1-N	00506411				
<i>For basic elements see page 18.</i>							
Central plate for UAE connection boxes for 2 terminals							
For angled outlet, article no. D 1958/8 UAE O.A. and D 1958/8 UAE-C6A O.A.	White	D 80.610 UAE/2-N W	00506511				
	Pure white	D 80.610.02 UAE/2-N	00506711				
<i>For basic elements see page 18.</i>							



STANDARD










Article Description	Colour	Article no.	Order no.				
Cover for connecting communication systems for vertical and 30° angled outlets							
With labeling field 7 x 64 mm, with metal supporting frame for screw fastening	White	D 80.610 KTU W	00148911				
	Pure white	D 80.610.02 KTU	00148511				
Not suitable for Inline and unbreakable frames!							
Mounting insert for cover D 80.610 KTU							
Available with cutouts according to drawings D, DD, E, F, KK, KKKK, NN, S, SC, SC/2, SS, T, TT, UU		D 81 KTU-.. (D to UU)					
Blind, without cutout		D 81 KTU-Z	00593511				
When ordering, please provide the identification letters according to the drawing behind the article no.: e.g. D 81 KTU-E.							
Cover for connecting communication systems for vertical cable exit –flat version–							
With labeling field 10 x 48.5 mm, with metal supporting frame for screw fastening	White	D 80.610 KT W	00149011				
	Pure white	D 80.610.02 KT	00148711				
Mounting insert for cover D 80.610 KT							
For 2 x Commscope MFP 520, MGS 400, MGS 500, MGS 600		D 80 KT-LU/2	00589311				
Blind, without cutout		D 80 KT-Z	00592911				
Mounting insert for cover D 80.610 KT							
All modular jacks shown in the compatibility lists on pages 21/22 and 177/178 for the mounting plates D 600 MJ1 and D 600 MJ		D 83 KT-DD	00598411				
All modular jacks shown in the compatibility lists on pages 21/22 and 177/178 for the mounting plate D 600 MJ4 and the Brand Rex AC6JAKS000		D 84 KT-MJ4	00593011				
Central plate for connecting communication systems for cable exit at front							
With metal supporting frame for screw fastening, available with cutouts according to drawings E, EE, F, H, P, S, SS	White	D 80.677-.. (E to SS) W					
	Pure white	D 80.677.02-.. (E to SS)					
When ordering, please provide the identification letters according to the drawing behind the article no.: e.g. D 80.677-E.W.							
Central plate for connecting communication systems for cable exit at front							
With metal supporting frame for screw fastening, blind, without cutout, for individual cutouts and holes	White	D 80.677-ZW	00529811				
	Pure white	D 80.677.02-Z	00268411				
Central plate for 2 modules Reichle De Massari							
With labeling field 7 x 44 mm, with metal supporting frame for screw fastening	White	D 80.610 RDM W	00734411				
	Pure white	D 80.610.02 RDM	00734511				
For 2 x Reichle De Massari: R302372, R302373, R304325, R304326, R304327, R304328, R509500, R509504, R925370, R925371							
Central plate for 2 Duplex-SC/ST couplings							
Of the makes AMP, Euromicron, Diamond, Molex, ODU etc., with labeling field 7 x 44 mm, with metal supporting frame for screw fastening	White	D 80.610 SC/2 W	00731811				
	Pure white	D 80.610.02 SC/2	00731911				



Article Description	Colour	Article no.	Order no.				
Central plate for 2 modules from Commscope							
MPS100 E, MFP520, MGS400, MGS500, MGS600, 30° angled outlet, with metal supporting frame for screw fastening, with labeling field 7 x 44 mm	White	D 80.610 LU/2 W	00737711				
	Pure white	D 80.610.02 LU/2	00737811				
Central plate for 2 Modular Jack plug-in connectors							
With metal supporting frame for screw fastening For AMP/tyco 216811-1 EFB Elektronik E-20050, E-20051, E-20061, E-20070, E-20072, E-20080, E-20081, E-20090, 11201155, 11201166 3 M Volition type 43096-746 cat 6 m.S. shielded RADIAL R280 MOD 800 cat 6 o.S. unshielded, R280 MOD 803 cat 6 o.S. unshielded, R280 MOD 804 cat 6 o.S. unshielded, R280 MOD 805 cat 6 o.S. unshielded, R280 MOD 807 cat 6 o.S. unshielded, R280 MOD 810 cat 6 o.S. shielded, R280 MOD 831 cat 6 o.S. shielded Telegärtner AMJ-S modul cat 6A, AMJ modul K cat 6A, J00029K0050 cat 6a o.S. shielded Delivery with 1 blind plug.	White	D 80.610 AMP W	00741811				
	Pure white	D 80.610.02 AMP	00742011				
Central plate for 2 AMP Modular Jack plug-in connectors							
With metal supporting frame for screw fastening For 2 Modular Jack plug-in connectors: AMP/tyco 1116603-2, 1116604-x, 1339015-1, 1375055-x, 1375188-1, 1711160-1, 1711342-1, 1711441-1, 1711592-1, 1711716-1, 1933284-2 Duplex LC adapter Brand Rex AC6JAKS000 Nexans N 420.730 cat 7 o.S. shielded, N420.735 cat 7A o.S. shielded Delivery with 1 blind plug.	White	H 80.677-TT W	00740821				
	Pure white	H 80.677.02-TT	00740321				
Central plate for supporting frame D 600 MJ1-D 600 MJ13 for 1 Modular Jack							
With sliding cover and labeling field 7 x 44 mm <i>For basic elements see page 19/20.</i>	White	D 80.610 MJ1 NAW	00752611				
	Pure white	D 80.610.02 MJ1 NA	00753111				
Central plate for supporting frame D 600 MJ1-D 600 MJ13 for 2 Modular Jack							
With sliding cover and labeling field 7 x 44 mm <i>For basic elements see page 19/20.</i>	White	D 80.610 MJ2 NAW	00749811				
	Pure white	D 80.610.02 MJ2 NA	00752411				
Central plates							
With square standard cutout 50 x 50 mm	White	D 80.670 ZV W	00219411				
	Pure white	D 80.670.02 ZV	00219711				
With circular standard cutout according to DIN 49 075, installation diameter 45 mm	White	D 80.670 ZR W	00219311				
	Pure white	D 80.670.02 ZR	00218711				
Central plate with cutout 55 x 55 mm							
For receiving switching devices with 55 x 55 mm center insert e.g. from SOMFY or Devireg	White	D 80.670/55 W	00219511				
	Pure white	D 80.670/55.02	00219611				

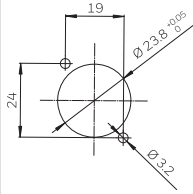


STANDARD

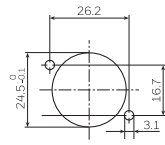
Article Description	Colour	Article no.	Order no.				
Adapter frame							
With square standard cutout 45 x 45 mm, for Alcatel connection boxes ACS 450.100...216, for installation in central plates with square standard cutout, 50 x 50 mm, article no. D xx.670 ZV	Pure white	D 72.02	00583911				
Installation frame with central plate for combinations							
With metal supporting frame, for receiving Concept 45 devices with up to 45 mm width	Pure white	D 80.600.02 EMS	00219811				
Blind cover							
With supporting frame for expansion mounting	White Pure white	D 80.677 W D 80.677.02	00212811 00213311				
Dimensions: 68.8 x 68.8 mm							
Light signal E10							
With central plate for combinations, without lamp and protective cover	White Pure white	D 80.690 W O.H. D 80.690.02 O.H.	00119811 00119311				
For E10 glow/filament lamps see page 192.							
Protective cover for light signal E10							
	Clear Red Green	D 690/2 KLAR D 690/3 ROT D 690/4 GRÜN	00391211 00391311 00391411				
Light signal E14							
With central plate for combinations, without lamp and protective cover	White	D 80.690/14 W O.H.	00123811				
Protective cover for light signal E14							
Flat, for fluorescent tubes, max. 35 mm long and max. 7 W	Clear Green	D 1505/2 D 1505/4	00397211 00397411				
High, for fluorescent tubes, max. 57 mm long and max. 10 W	Clear Red Green	D 1500/2 D 1500/3 D 1500/4	00398211 00398311 00398411				
Central plate for key switch flush-mounted							
For profile half cylinders, including 1 aperture neutral and 1 aperture with symbols	White Pure white	D 80.610 PSS W D 80.610.02 PSS	00935993 00934193				
Only to be used for basic elements D 624xx PSS. For basic elements see page 16.							



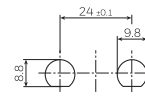
Technical information



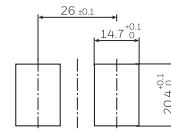
B
For Neutrik audio type NAC3MPB-1



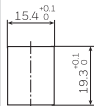
H
XLR installation socket audio type FP



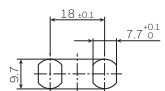
NN
2 x BNC/TNC socket for solder connection, Ø = 9.8 mm



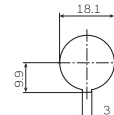
TT
2 Modular Jack plug-in connector like article no. D 600 MJ4 with yellow insert (see page 19) and Brand Rex AC6JAKS000



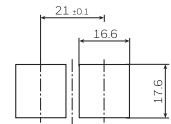
D
AMP Modular Jack system



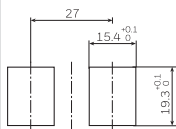
KK
2 x F socket with flattened thread 2 x ST coupling LWL bayonet



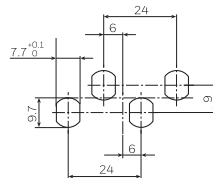
P
Diode installation socket or diode installation plug



UU
Commscope Jack system (narrow spacing)



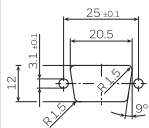
DD
2 x AMP Modular Jack system



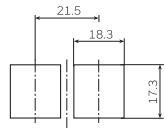
KKKK
4 x F socket with flattened thread 4 x ST coupling LWL bayonet



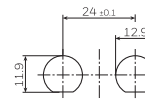
S
BNC/TNC cable installation socket or TNC installation socket Ø = 12.9 mm



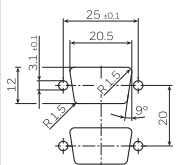
E
9-pole, D-subminiature female or 9-pole, D-subminiature plug



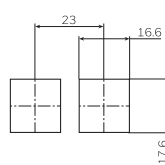
83 KT-LEX
2 x Modular Jack system LexCom 250 connector



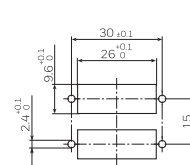
SS
2 x BNC/TNC cable installation socket or 2 x TNC installation socket Ø = 12.9 mm



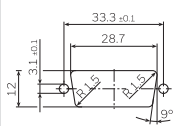
EE
2 x 9-pole, D-subminiature female or 2 x 9-pole, D-subminiature plug



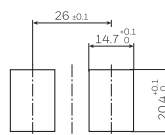
80 KT-LU/2
Commscope Jack system (wide spacing)



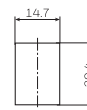
SC/2
2 x SC/ST coupling



F
15-pole, D-subminiature female or 15-pole, D-subminiature plug



MJ4
2 x Modular Jack plug-in connector like article no. D 600 MJ4 with yellow insert (see page 19) and Brand Rex AC6JAKS000








T
1 x Modular Jack plug-in connector like article no. D 600 MJ4 with yellow insert (see page 19) and Brand Rex AC6JAKS000

Important: Please take into account the order data of the dimension drawings for the mounting inserts and covers! No liability assumed.
Last revised 2015.



STANDARD

Article Description	Colour	Article no.	Order no.				
Pull cord switch 10 A 250 V~ with central plate for combinations, unbreakable							
Universal switch (1-way/2-way switch)	White	H 80.1616 N W	00376721				
	Pure white	H 80.1616.02 N	00376921				
EBERLE room thermostat							
Flush-mounted insert for screw fastening, temperature feedback – switching differential 0.5 K, with switch ON/OFF and control light, 1-pole, NC 10 (4) A, AC 250 V		D 635 RTR O.A.	00971693				
Cover for combinations (article no. D 635 RTR O.A.)	White	D 80.605 RTR W	00971993				
	Pure white	D 80.605.02 RTR	00972193				
EBERLE room thermostat							
Flush-mounted insert for screw fastening, temperature feedback – switching differential 0.5 K, without switch, without control light, 1-pole, alternating 5 (2) A, AC 250 V		D 636 RTR O.A.	00971893				
Cover for combinations (article no. D 636 RTR O.A.)	White	D 80.606 RTR W	00973493				
	Pure white	D 80.606.02 RTR	00973693				
EBERLE floor heating regulator							
Flush-mounted insert for screw fastening, for regulation of electric floor heating systems and floor tempering systems with 4 m NTC remote sensor, the floor temperature is regulated, switching differential approx. 1 K, temperature range approx. 10–50 °C, separate connector for time-controlled night reduction approx. 5 K, 1-pole, NO 10 A, 250 V, according to EN50559		D 637 FTR O.A.	00980093				
Cover for combinations (article no. D 637 FTR O.A.)	White	D 80.607 FTR W	00980393				
	Pure white	D 80.607.02 FTR	00980593				
Special codes							
In order to make the function of a switch obvious upon first sight, Honeywell PEHA delivers all current switch programmes also with pictogram, symbol or text labels. Also available: colour company logos as design element on switches and sockets.							
Printing We charge a flat printing block fee for new symbols. Prices on request.							



Article Description


Colour

Article no.

Order no.

FOR SINGLE STATION INSTALLATION


Rocker 58 x 49 mm with full cover plate for single installation

For 2-way switch, intermediate switch, pushbutton	White	D 80.640 V W	00125011	
	Pure white	D 80.640.02 V	00165111	
For 1-way 2-pole switch and 1-way 3-pole switch	White	D 80.642 V W	00125211	
	Pure white	D 80.642.02 V	00165811	


Rocker 58 x 49 mm with full cover plate for single installation

For series bridged switch, 2-way 2-pole switch and 2-gang pushbutton	White	D 80.645 V W	00125511	
	Pure white	D 80.645.02 V	00167211	

Rocker 58 x 49 mm with full cover plate for single installation, with big red lens

For 2-way switch, intermediate switch, pushbutton	White	D 80.640 V N GLK W	00126011	
	Pure white	D 80.640.02 V N GLK	00165711	
With label 'Heating emergency switch' for HN switch 2-pole and 3-pole	White	D 80.642 V HN W	00126311	


Rocker 58 x 49 mm with full cover plate for single installation, for pushbutton

With symbol 'Bell'	Pure white	D 80.640.02 V K	00169311	
With symbol 'Door'	Pure white	D 80.640.02 V T	00169411	

Rocker 58 x 49 mm with full cover plate for single installation


For article no. D 619 T, D 515 T and D 616/4, with symbol UP/DOWN	Pure white	D 80.644.02 V	00166711	
---	------------	---------------	----------	---

Heating emergency switch with clear hinged cover for single installation, dimensions: 85 x 85 mm

Universal switch	White	D 81.516 V K HN	00191811	
1-way 2-pole switch	White	D 81.512 V K HN	00191711	

Only for flush-mounted installation!

Fire door pushbutton with clear hinged cover for single installation, dimensions: 85 x 85 mm

1-pole, 2-way, to be used as NC or NO, with red rocker and label 'Close door', according to the directives for sensing equipment from the Institute of Construction Technology, Berlin.	Pure white/Red	D 81.556.02/ROT V K	00192011	
---	----------------	---------------------	----------	---



STANDARD


Article Description

Colour

Article no.

Order no.

Socket SCHUKO® with plug-in terminals, with full cover plate for single installation


2-pole, 16 A 250 V~, with connection terminals according to VDE 0620	White	D 80.6511 V	00790011		
	Pure white	D 80.6511.02 V	00167411		
same, with increased protection against electric shock	White	D 80.6511 V SI	00791011		
	Pure white	D 80.6511.02 V SI	00167511		

STANDARD UNBREAKABLE

Rocker 58 x 49 mm pull-proof

For 2-way switch, intermediate switch, pushbutton	White	D 80.640 UB W	00700011		
	Pure white	D 80.640.02 UB	00707511		
For 1-way 2-pole switch and 1-way 3-pole switch	White	D 80.642 UB W	00700211		
	Pure white	D 80.642.02 UB	00707611		
For series bridged switch, 2-way 2-pole switch and 2-gang pushbutton	White	D 80.645 UB W	00700511		
	Pure white	D 80.645.02 UB	00708411		


Rocker 58 x 49 mm pull-proof, with big red lens

For 2-way switch, intermediate switch, pushbutton	White	D 80.640 UB GLK W	00701011		
	Pure white	D 80.640.02 UB GLK	00708511		

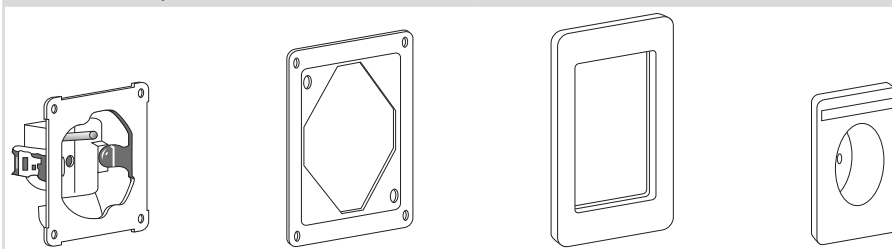
Rocker for pushbutton 58 x 49 mm pull-proof, with different symbols

(7-655 L; 3-655 T; 5-655 K; 3-655 N; 1-655 rot) (Replacement symbols see page 43) For control and illuminated switches/pushbuttons, for 2-way switch, intermediate switch, pushbutton	White	D 80.655 UB W	00700611		
---	-------	---------------	----------	--	--

Combination frame STANDARD Basis

For vertical and horizontal installation					
1-gang, dimensions: 85 x 85 mm	White	D 80.671 UB W	00703111		
	Pure white	D 80.671.02 UB	00705711		
2-gang, dimensions: 85 x 156 mm	White	D 80.672 UB W	00703211		
	Pure white	D 80.672.02 UB	00705811		
3-gang, dimensions: 85 x 227 mm	White	D 80.673 UB W	00703311		
	Pure white	D 80.673.02 UB	00705911		


Installation example



Special cover 100 x 100 mm, with supporting frame for screw fastening, for single installation








For the installation of sockets from the UB range (flush-mounted, unbreakable), complete with dowels and screws	White	D 80.671/100 UB W	00703011		
	Pure white	D 80.671/100.02 UB	00707811		

Socket SCHUKO® with plug-in terminals

2-pole, 16 A 250 V~, with connection terminals according to VDE 0620, with central plate for combinations	White	D 80.6511 UB W	00704311		
	Pure white	D 80.6511.02 UB	00706311		
same, with increased protection against electric shock	White	D 80.6511 UB SI W	00704411		
	Pure white	D 80.6511.02 UB SI	00706411		
same, with increased protection against electric shock and labeling field 7 x 44 mm	White	D 80.6511 UB SI NA W	00704511		
	Pure white	D 80.6511.02 UB SI NA	00706511		

Sockets SCHUKO® with a hinged cover can be used from the STANDARD programme.



Article Description	Colour	Article no.	Order no.				
Socket SCHUKO® with screw terminals							
2-pole, 16 A 250 V~, with connection terminals according to VDE 0620, with central plate for combinations, with increased protection against electric shock, labeling field 7 x 44 mm and control light	White	D 80.6611.03 UBSI NA LED/4	00704711				
<i>For replacement lighting elements see page 23.</i>							
Export socket without earth pin, with screw terminals							
2-pole, 10/16 A 250 V~, for 58-type installation boxes, with screw fastening, with central plate for combinations	White	H 80.1960 UB W	00704521				
Export socket "USA" 125 V~, 2-pole + E, with screw terminals							
For 58-type installation boxes, with screw fastening, with central plate for combinations NEMA 5-15 R, 15 A 125 V~	White	D 80.6670/15 US UB W	00478011				
Export socket with nickel-plated earth pin							
2-pole, 10/16 A 250 V~, for 58-type installation boxes, with central plate for combinations, with increased protection against electric shock, with labeling field 10 x 48.5 mm, with screw terminals	White Pure white	B 80.6671 NASI W B 80.6671.02 NASI	00480941 00489441				
same, with plug-in terminals	White	B 80.6571 NASI W	00465741				
Central plate for COAX antenna sockets							
According to DIN 45 330, with 2 screws for different makes	White Pure white	D 80.610 TV UB W D 80.610.02 TV UB	00702011 00706111				
<i>For basic elements see page 16/17.</i>							
Central plate for TAE, UAE/TAE connection boxes							
For up to 3 connections	White	D 80.610 TAE W	00510811				
<i>For basic elements see page 17/18.</i>							
Central plate for telephone connection box 'Austria', USB power supply/charging device D 1601/2 USB SPV O.A. and stereo loudspeaker connection box D 1930/4 O.A.	White	D 80.610 TDO W	00144211				
Surface-mounting box							
For installation of 42 V~ pushbuttons on surface-mounted assembly sockets, for typical apartment constructions Dimensions: W 81 x L 81 x H 13 mm	White	D 80.691 FW	00207011				



BADORA



Timeless design with perfect operating comfort.

BADORA is a perfected collection of switches that combines high functionality with great visual appeal. Combination frames for one to five devices cover virtually every need.



Colour overview



1



2



3

- 1 White = 03 = similar to RAL 1013
- 2 Pure white = 02 = similar to RAL 9010
- 3 Aluminium = 70 = enamelled

Product examples



4



5



6



7



8

- 4 Series bridged switch
- 5 1-way switch
- 6 Rotary dimmer
- 7 Roller shutter rotary button
- 8 USB power supply
- 9 Stereo loudspeaker connection box
- 10 EBERLE room thermostat
- 11 Pull cord switch
- 11 Pushbutton with lens
- 13 2-gang combination vertical
- 14 5-gang combination horizontal



9



10



11



12



13



14

Form follows function

A convincing design that you can see and feel

The elegant play of lines blends perfectly into every interior design scheme



Easy care, high-gloss surface in the trendy colours pure white, white and aluminium

Smooth sleek lines for visual harmony

Convex and pleasantly tactile, wide rockers offer ease of use



BADORA


Article Description

Colour

Article no.



Order no.

Combination frame BADORA					
For vertical and horizontal installation					
1-gang, dimensions: 83 x 83 mm	White	D 11.571.03	00318921		
	Pure white	D 11.571.02	00318911		
	Aluminium	D 11.571.70	00316471		
2-gang, dimensions: 83 x 154 mm	White	D 11.572.03	00318941		
	Pure white	D 11.572.02	00318931		
	Aluminium	D 11.572.70	00316531		
3-gang, dimensions: 83 x 225 mm	White	D 11.573.03	00318961		
	Pure white	D 11.573.02	00318951		
	Aluminium	D 11.573.70	00316571		
4-gang, dimensions: 83 x 296 mm	White	D 11.574.03	00318981		
	Pure white	D 11.574.02	00318971		
	Aluminium	D 11.574.70	00316631		
5-gang, dimensions: 83 x 367 mm	White	D 11.575.03	00319831		
	Pure white	D 11.575.02	00319811		
	Aluminium	D 11.575.70	00319851		













1-gang frame BADORA					
For central plates NOVA, not suitable for combinations					
1-gang, dimensions: 83 x 83 mm (inner 60 x 60 mm)	White	D 11.571/60.03	00317131		
	Pure white	D 11.571/60.02	00318371		
	Aluminium	D 11.571/60.70	00317151		

Rocker for 500-series basic elements					
For 2-way switch, intermediate switch, pushbutton (article no. D 516, D 517, D 550, D 550/4, D 556)	White	D 11.540.03	00319321		
	Pure white	D 11.540.02	00318271		
	Aluminium	D 11.540.70	00316271		
For 1-way 2-pole switch (article no. D 512)	White	D 11.542.03	00316311		
	Pure white	D 11.542.02	00318251		
	Aluminium	D 11.542.70	00316331		

Rocker for 500-series basic elements with lens					
For control and illuminated switches/pushbuttons (article no. D 516, D 517, D 516 GLK, D 550, D 550/4, D 550 GLK, D 556 GLK)	White	D 11.540.03 GLK	00321671		
	Pure white	D 11.540.02 GLK	00318331		
	Aluminium	D 11.540.70 GLK	00321751		
For 1-way 2-pole switch (article no. D 512, D 512 GLK)	White	D 11.542.03 GLK	00321831		
	Pure white	D 11.542.02 GLK	00318361		
	Aluminium	D 11.542.70 GLK	00321851		


Rocker for 500-series basic elements with labeling field 10 x 47 mm					
For 2-way switch, intermediate switch, pushbutton (article no. D 516, D 517, D 550, D 550/4, D 556)	White	D 11.540.03 NA	00321731		
	Pure white	D 11.540.02 NA	00318281		
	Aluminium	D 11.540.70 NA	00321771		
For 1-way 2-pole switch (article no. D 512)	White	D 11.542.03 NA	00316351		
	Pure white	D 11.542.02 NA	00318261		
	Aluminium	D 11.542.70 NA	00316371		











Article Description	Colour	Article no.	Order no.				
Rocker for 500- and 600-series basic elements							
For series bridged switch/pushbutton (article no. D 515, D 515 T) as well as for 2-way 2-pole switch and 2-gang pushbutton (article no. D 616/6, D 619 T)	White	D 11.545.03	00319331				
	Pure white	D 11.545.02	00318311				
	Aluminium	D 11.545.70	00316451				
For series bridged pushbutton, blind switch and 2-gang pushbutton, with symbol UP/DOWN (article no. D 515 T, D 616/4, D 619 T)	White	D 11.544.03	00316411				
	Pure white	D 11.544.02	00318321				
	Aluminium	D 11.544.70	00316431				
Rocker for 600-series basic elements							
For 2-way 2-pole switch (article no. D 616/2)	White	D 11.640.03	00316651				
	Pure white	D 11.640.02	00319131				
	Aluminium	D 11.640.70	00316871				
For 1-way 2-pole switch, 16 A and 1-way 3-pole switch (article no. D 612/16, D 613)	White	D 11.642.03	00316781				
	Pure white	D 11.642.02	00319161				
	Aluminium	D 11.642.70	00316971				
Rocker for 600-series basic elements with lens							
For 2-way switch, intermediate switch, pushbutton	White	D 11.640.03 GLK	00316671				
	Pure white	D 11.640.02 GLK	00319141				
	Aluminium	D 11.640.70 GLK	00316931				
For 1-way 2-pole switch, 16 A, with control light (article no. D 612/16 GLK)	White	D 11.642.03 GLK	00316831				
	Pure white	D 11.642.02 GLK	00319171				
	Aluminium	D 11.642.70 GLK	00317031				
Rocker for 600-series basic elements with labeling field 10 x 47 mm							
For 2-way 2-pole switch (article no. D 616/2)	White	D 11.640.03 NA	00316761				
	Pure white	D 11.640.02 NA	00319151				
	Aluminium	D 11.640.70 NA	00316951				
For 1-way 2-pole switch, 16 A and 1-way 3-pole switch (article no. D 612/16, D 613)	White	D 11.642.03 NA	00316851				
	Pure white	D 11.642.02 NA	00319181				
	Aluminium	D 11.642.70 NA	00317051				
Central plate with button							
For rotary dimmer and potentiometer	White	D 11.810.03 HR	00319353				
	Pure white	D 11.810.02 HR	00318413				
	Aluminium	D 11.810.70 HR	00317633				
Central plate with buttons							
For series bridged dimmer	White	D 11.620.03 HR	00320161				
	Pure white	D 11.620.02 HR	00320091				
Central plate with knob							
For roller shutter rotary button	White	D 11.610.03 J	00319911				
	Pure white	D 11.610.02 J	00319871				
	Aluminium	D 11.610.70 J	00319931				
Central plate with knob							
For 3-position switch, with 0 position	White	D 11.610.03 S3	00319971				
	Pure white	D 11.610.02 S3	00319951				
	Aluminium	D 11.610.70 S3	00320011				



BADORA









Article Description	Colour	Article no.	Order no.				
Surface-mounting box with closed base plate							
For vertical and horizontal installation, including cable entry blanking plate (article no. D 29.xx) and 1 cable input (article no. D 26.xx), 1-gang, dimensions: W 83 x L 83 x H 43 mm	Pure white	D 20.691.022	00031031				
Surface-mounting box with closed base plate							
For vertical and horizontal installation, including cable entry blanking plate (article no. D 29.xx) and 1 cable input (article no. D 26.xx), 2-gang, dimensions: W 83 x L 155 x H 43 mm	Pure white	D 20.692.022	00031011				
Cable input							
For surface-mounting box D 20.691.xx and D 20.692.xx	Pure white	D 26.02	00585011				
Cable entry blanking plate							
For surface-mounting box D 20.691.xx and D 20.692.xx	Pure white	D 29.02	00582611				
Socket SCHUKO® with plug-in terminals							
2-pole, 16 A 250 V~, with connection terminals according to VDE 0620, with central plate for combinations	White	D 11.6511.03	00319361				
	Pure white	D 11.6511.02	00318351				
	Aluminium	D 11.6511.70	00320081				
Socket SCHUKO® with plug-in terminals							
2-pole, 16 A 250 V~, with connection terminals according to VDE 0620, with central plate for combinations, with increased protection against electric shock	White	D 11.6511.03 SI	00318391				
	Pure white	D 11.6511.02 SI	00318521				
	Aluminium	D 11.6511.70 SI	00319031				
Socket SCHUKO® with plug-in terminals							
2-pole, 16 A 250 V~, with connection terminals according to VDE 0620, with central plate for combinations, with hinged cover	White	D 11.6511.03 K	00321321				
	Pure white	D 11.6511.02 K	00319051				
	Aluminium	D 11.6511.70 K	00321481				
Socket SCHUKO® with screw terminals							
2-pole, 16 A 250 V~, with connection terminals according to VDE 0620, with central plate for combinations	White	D 11.6611.03	00317271				
	Pure white	D 11.6611.02	00318341				
	Aluminium	D 11.6611.70	00317511				
Socket SCHUKO® with screw terminals							
2-pole, 16 A 250 V~, with connection terminals according to VDE 0620, with central plate for combinations, with increased protection against electric shock	White	D 11.6611.03 SI	00317351				
	Pure white	D 11.6611.02 SI	00318511				
	Aluminium	D 11.6611.70 SI	00317551				











Article Description	Colour	Article no.	Order no.				
Socket SCHUKO® with screw terminals							
2-pole, 16 A 250 V~, with connection terminals according to VDE 0620, with central plate for combinations, with hinged cover	White	D 11.6611.03 K	00317331				
	Pure white	D 11.6611.02 K	00319071				
	Aluminium	D 11.6611.70 K	00318531				
Serial socket SCHUKO® with plug-in terminals							
2-pole, 16 A 250 V~, with connection terminals according to VDE 0620, for 58-type installation boxes, with full cover plate for single installation, with increased protection against electric shock	White	D 11.6512.03 SI	00317251				
	Pure white	D 11.6512.02 SI	00318481				
	Aluminium	D 11.6512.70 SI	00317471				
Export socket with nickel-plated earth pin, with screw terminals							
2-pole, 10/16 A 250 V~, for 58-type installation boxes, with screw fastening, with central plate for combinations	White	B 11.6671.03	00321351				
	Pure white	B 11.6671.02	00318561				
	Aluminium	B 11.6671.70	00321451				
Export socket with nickel-plated earth pin, with screw terminals							
2-pole, 10/16 A 250 V~, for 58-type installation boxes, with screw fastening, with central plate for combinations, with increased protection against electric shock	White	B 11.6671.03 SI	00321431				
	Pure white	B 11.6671.02 SI	00318631				
	Aluminium	B 11.6671.70 SI	00321531				
Export socket with nickel-plated earth pin, with screw terminals							
2-pole, 10/16 A 250 V~, for 58-type installation boxes, with screw fastening, with central plate for combinations, with hinged cover	White	B 11.6671.03 K	00321371				
	Pure white	B 11.6671.02 K	00318581				
	Aluminium	B 11.6671.70 K	00321471				
Export socket with nickel-plated earth pin, with plug-in terminals							
2-pole, 10/16 A 250 V~, for 58-type installation boxes, with screw fastening, with central plate for combinations	White	B 11.6571.03	00321591				
	Pure white	B 11.6571.02	00318441				
	Aluminium	B 11.6571.70	00321691				
Export socket with nickel-plated earth pin, with plug-in terminals							
2-pole, 10/16 A 250 V~, for 58-type installation boxes, with screw fastening, with central plate for combinations, with increased protection against electric shock	White	B 11.6571.03 SI	00321791				
	Pure white	B 11.6571.02 SI	00318451				
	Aluminium	B 11.6571.70 SI	00321891				
Export socket with nickel-plated earth pin, with plug-in terminals							
2-pole, 10/16 A 250 V~, for 58-type installation boxes, with screw fastening, with central plate for combinations, with hinged cover	White	B 11.6571.03 K	00321991				
	Pure white	B 11.6571.02 K	00318541				
	Aluminium	B 11.6571.70 K	00322061				



BADORA

Article Description	Colour	Article no.	Order no.				
Export socket with nickel-plated earth pin, with screw terminals							
2-pole, 10/16 A 250 V~, for 58-type installation boxes, with central plate for combinations, with increased protection against electric shock and unbreakable hinged cover	White	B 11.6671.03 K SI	00321411				
	Pure white	B 11.6671.02 K SI	00318831				
	Aluminium	B 11.6671.70 K SI	00321511				
USB socket SCHUKO® with plug-in terminals, 2.1 A							
2-pole, 16 A 250 V~, with connection terminals according to VDE 0620, with central plate for combinations, with USB socket type A for power supply and charge of mobile devices, USB charging current 2.1 A, USB charging voltage 5 V, with charging current monitoring, use of deep flush-mounted sockets recommended	White	D 11.6511.03 SI USB	00318091				
	Pure white	D 11.6511.02 SI USB	00317991				
	Aluminium	D 11.6511.70 SI USB	00318201				
USB power supply 2 A, no power consumption in Standby							
Without spreading for screw fastening, with 2 USB sockets type A for power supply and charge of mobile devices, the charging current is split automatically between the ports, short circuit protection, without central plate		D 1602/2.02 USB SPV O.A.	00238953				
Central plate for USB power supply 2 A D 1602/2.02 USB SPV O.A., incl. intermediate frame 50 x 50 mm	White	D 11.610.03 USB SPV	00322231				
	Pure white	D 11.610.02 USB SPV	00238973				
	Aluminium	D 11.610.70 USB SPV	00322251				
Stereo loudspeaker connection box for loudspeaker connection cable up to 10 mm², with screw terminals							
Front connection via 2 x 2 screw-less terminals, rear-side with screw terminals, without central plate	Pure white	D 1930/4.02 O.A.	00902591				
Central plate for TAE, UAE/TAE connection boxes and stereo loudspeaker connection box D 1930/4 O.A.							
For up to 3 connections	White	D 11.610.03 TAE	00322131				
	Pure white	D 11.610.02 TAE	00318241				
	Aluminium	D 11.610.70 TAE	00322151				
<i>For basic elements see page 17/18.</i>							
Central plate for COAX antenna sockets							
According to DIN 45 330, with 2 screws for different makes, 2- or 3-hole, knock-out type	White	D 11.610.03 TV	00319341				
	Pure white	D 11.610.02 TV	00318231				
	Aluminium	D 11.610.70 TV	00322171				
<i>For basic elements see page 18/19.</i>							
Pull cord switch 10 A 250 V~ with central plate for combinations, unbreakable							
Universal switch (1-way/2-way switch)	White	H 11.1616.03	00320131				
	Pure white	H 11.1616.02	00320111				
	Aluminium	H 11.1616.70	00320151				



Article Description	Colour	Article no.	Order no.				
CAT 6 connection boxes with central plate for 1 terminal							
	White	D 11.1858.03 UAE-C6	00321551				
	Pure white	D 11.1858.02 UAE-C6	00318651				
	Aluminium	D 11.1858.70 UAE-C6	00321631				
CAT 6 connection boxes with central plate for 2 terminals							
	White	D 11.1858/8.03 UAE-C6	00321571				
	Pure white	D 11.1858/8.02 UAE-C6	00318671				
	Aluminium	D 11.1858/8.70 UAE-C6	00321651				
Central plate for supporting frame D 600 MJ1–D 600 MJ13 for 1 Modular Jack							
With sliding cover and labeling field 7 x 44 mm	White	D 11.610.03 MJ1 NA	00321871				
	Pure white	D 11.610.02 MJ1 NA	00318731				
	Aluminium	D 11.610.70 MJ1 NA	00321951				
<i>For basic elements see page 19/20.</i>							
Central plate for supporting frame D 600 MJ1–D 600 MJ13 for 2 Modular Jack							
With sliding cover and labeling field 7 x 44 mm	White	D 11.610.03 MJ2 NA	00321931				
	Pure white	D 11.610.02 MJ2 NA	00318751				
	Aluminium	D 11.610.70 MJ2 NA	00321971				
<i>For basic elements see page 19/20.</i>							
Central plate							
With square standard cutout 50 x 50 mm	White	D 11.670.03 ZV	00317371				
	Pure white	D 11.670.02 ZV	00318221				
	Aluminium	D 11.670.70 ZV	00317571				
Blind cover							
With supporting frame without expansion mounting	White	D 11.477.03	00316241				
	Pure white	D 11.477.02	00318383				
	Aluminium	D 11.477.70	00316261				
EBERLE room thermostat							
Flush-mounted insert for screw fastening, temperature feedback – switching differential 0.5 K, with switch ON/OFF and control light, 1-pole, NC 10 (4) A, AC 250 V		D 635 RTR O.A.	00971693				
Cover for combinations (article no. D 635 RTR O.A.)	White	D 11.605.03 RTR	00316161				
	Pure white	D 11.605.02 RTR	00316141				
	Aluminium	D 11.605.70 RTR	00316181				
EBERLE room thermostat							
Flush-mounted insert for screw fastening, temperature feedback – switching differential 0.5 K, without switch, without control light, 1-pole, alternating 5 (2) A, AC 250 V		D 636 RTR O.A.	00971893				
Cover for combinations (article no. D 636 RTR O.A.)	White	D 11.606.03 RTR	00316231				
	Pure white	D 11.606.02 RTR	00316211				
	Aluminium	D 11.606.70 RTR	00316251				



DIALOG



Classic style for elegant taste.

DIALOG switches, whose look is dominated by the broad toggle panel, make a striking statement. High-class ornamental frames in gold or chrome give the switches their own special flair.



Colour overview

DIALOG Basis



1



2



3



4

- 1 White = 03 = similar to RAL 1013
- 2 Pure white = 02 = similar to RAL 9010
- 3 Aluminium = 70 = enamelled
- 4 Deep black = 19 = similar to RAL 9005

DIALOG Chrome



5



6



7

- 5 Pure white = 02 = similar to RAL 9010 + Chrome = 60
- 6 Aluminium = 70 = enamelled + Chrome = 60
- 7 Deep black = 19 = similar to RAL 9005 + Chrome = 60

DIALOG Gold



8



9

- 8 Pure white = 02 = similar to RAL 9010 + Gold = 61
- 9 Deep black = 19 = similar to RAL 9005 + Gold = 61

Product examples



10



11



12



13

- 10 Blind switch
- 11 Rotary dimmer
- 12 Pushbutton with lens and special code
- 13 USB power supply
- 14 2-gang combination vertical
- 15 2-gang combination vertical
- 16 2-gang combination vertical
- 17 2-gang combination vertical



14



15



16



17

In the DIALOG programme too, Honeywell PEHA supplies a wide range of products for hospitals (page 150).



DIALOG

Article Description


Colour

Article no.

Order no.

Combination frame DIALOG Chrome/Gold with metal inserts

For vertical and horizontal installation

1-gang, dimensions: 81 x 86 mm	Pure white/Chrome	D 95.571.02.60	00882111		
	Pure white/Gold	D 95.571.02.61	00798111		
	Deep black/Chrome	D 95.571.19.60	00804111		
	Deep black/Gold	D 95.571.19.61	00797111		
	Aluminium/Chrome	D 95.571.70.60	00773111		
2-gang, dimensions: 81 x 157 mm	Pure white/Chrome	D 95.572.02.60	00882211		
	Pure white/Gold	D 95.572.02.61	00798211		
	Deep black/Chrome	D 95.572.19.60	00804211		
	Deep black/Gold	D 95.572.19.61	00797211		
	Aluminium/Chrome	D 95.572.70.60	00773211		
3-gang, dimensions: 81 x 228 mm	Pure white/Chrome	D 95.573.02.60	00882311		
	Pure white/Gold	D 95.573.02.61	00798311		
	Deep black/Chrome	D 95.573.19.60	00804311		
	Deep black/Gold	D 95.573.19.61	00797311		
	Aluminium/Chrome	D 95.573.70.60	00773311		
4-gang, dimensions: 81 x 299 mm	Pure white/Chrome	D 95.574.02.60	00882411		
	Pure white/Gold	D 95.574.02.61	00798411		
	Deep black/Chrome	D 95.574.19.60	00804411		
	Deep black/Gold	D 95.574.19.61	00797411		
	Aluminium/Chrome	D 95.574.70.60	00773411		
5-gang, dimensions: 81 x 370 mm	Pure white/Chrome	D 95.575.02.60	00882511		
	Pure white/Gold	D 95.575.02.61	00798511		
	Deep black/Gold	D 95.575.19.61	00797511		
	Aluminium/Chrome	D 95.575.70.60	00773511		

Combination frame DIALOG

For vertical and horizontal installation

1-gang, dimensions: 81 x 81 mm	White	D 95.571.03	00829111		
	Pure white	D 95.571.02	00820111		
	Deep black	D 95.571.19	00846711		
	Aluminium	D 95.571.70	00315111		
2-gang, dimensions: 81 x 152 mm	White	D 95.572.03	00829211		
	Pure white	D 95.572.02	00820211		
	Deep black	D 95.572.19	00846811		
	Aluminium	D 95.572.70	00315211		
3-gang, dimensions: 81 x 223 mm	White	D 95.573.03	00829311		
	Pure white	D 95.573.02	00820311		
	Deep black	D 95.573.19	00846911		
	Aluminium	D 95.573.70	00315311		
4-gang, dimensions: 81 x 294 mm	White	D 95.574.03	00829411		
	Pure white	D 95.574.02	00820411		
	Deep black	D 95.574.19	00847011		
	Aluminium	D 95.574.70	00315411		
5-gang, dimensions: 81 x 365 mm	White	D 95.575.03	00829511		
	Pure white	D 95.575.02	00820511		
	Deep black	D 95.575.19	00847111		
	Aluminium	D 95.575.70	00315511		

Rocker for 500-series basic elements

For 2-way switch, intermediate switch, pushbutton (article no. D 516, D 517, D 550, D 550/4, D 556)









	White	D 95.540.03	00830611		
	Pure white	D 95.540.02	00821611		
	Deep black	D 95.540.19	00848911		
	Aluminium	D 95.540.70	00309811		

Rocker for 500-series basic elements

For 1-way 2-pole switch (article no. D 512)









	White	D 95.542.03	00831011		
	Pure white	D 95.542.02	00822011		
	Deep black	D 95.542.19	00849311		
	Aluminium	D 95.542.70	00317711		






Article Description	Colour	Article no.	Order no.				
Rocker for 500-series basic elements							
For series bridged switch/pushbutton (article no. D 515, D 515 T)	White	D 95.545.03	00831411				
	Pure white	D 95.545.02	00822411				
	Deep black	D 95.545.19	00849711				
	Aluminium	D 95.545.70	00309911				
Rocker for 600-series basic elements with screw connection							
For 2-way 2-pole switch (article no. D 616/2)	White	D 95.640.03	00832011				
	Pure white	D 95.640.02	00823111				
	Deep black	D 95.640.19	00850911				
	Aluminium	D 95.640.70	00310711				
Rocker for 600-series basic elements with screw connection							
For 1-way 2-pole switch, 16 A and 1-way 3-pole switch (article no. D 612/16, D 613)	White	D 95.642.03	00832211				
	Pure white	D 95.642.02	00823311				
	Aluminium	D 95.642.70	00310811				
Rocker for 600-series basic elements with screw connection							
For 2-way 2-pole switch and 2-gang pushbutton (article no. D 616/6, D 619 T)	White	D 95.645.03	00832611				
	Pure white	D 95.645.02	00823711				
	Deep black	D 95.645.19	00851511				
	Aluminium	D 95.645.70	00310911				
Rocker for 500-series basic elements with lens							
For control and illuminated switches/pushbuttons (article no. D 516, D 517, D 516 GLK, D 550, D 550/4, D 550 GLK, D 556 GLK)	White	D 95.540.03 GLK	00830811				
	Pure white	D 95.540.02 GLK	00821811				
	Deep black	D 95.540.19 GLK	00849111				
	Aluminium	D 95.540.70 GLK	00310011				
Rocker for 500-series basic elements with lens							
For 1-way 2-pole switch (article no. D 512, D 512 GLK)	Pure white	D 95.542.02 GLK	00822211				
Rocker for 500-series basic elements for pushbutton							
(Article no. D 550, D 556, D 550/4) with symbol 'Bell'	Pure white	D 95.540.02 K	00822611				
	Aluminium	D 95.540.70 K	00310211				
Rocker for 500-series basic elements for pushbutton							
(Article no. D 550, D 556, D 550/4) with symbol 'Door'	Pure white	D 95.540.02 T	00822711				



DIALOG









Article Description	Colour	Article no.	Order no.				
Rocker for 500-series basic elements with labeling field 7 x 64 mm							
For 2-way switch, intermediate switch, pushbutton (article no. D 516, D 517, D 550, D 550/4, D 556)	Pure white	D 95.540.02 NA	00821711				
Rocker for 600-series basic elements with screw connection, with labeling field 7 x 64 mm							
For 2-way 2-pole switch (article no. D 616/2)	Pure white	D 95.640.02 NA	00823211				
Rocker for 500-series basic elements							
For series bridged pushbutton, with symbol UP/DOWN (article no. D 515 T)	Pure white	D 95.544.02	00858111				
	Deep black	D 95.544.19	00858311				
	Aluminium	D 95.544.70	00310611				
Rocker for 600-series basic elements with screw connection							
For blind switch and 2-gang pushbutton, with symbol UP/DOWN (article no. D 616/4, D 619 T)	Pure white	D 95.644.02	00823811				
	Deep black	D 95.644.19	00851611				
	Aluminium	D 95.644.70	00311011				
Rocker for group button							
For article no. D 254 T	Pure white	D 95.245.02 T	00887511				
For article no. D 254 T, with symbols	Pure white	D 95.244.02 T	00887111				
Rocker for mechanically regulated blind switch							
For article no. D 214, with symbols	Pure white	D 95.244.02 JR	00887011				
	Aluminium	D 95.244.70 JR	00317011				
Central plate with button							
For rotary dimmer and potentiometer	White	D 95.810.03 HR	00825813				
	Pure white	D 95.810.02 HR	00816713				
	Deep black	D 95.810.19 HR	00843813				
	Aluminium	D 95.810.70 HR	00311513				
Pushbutton fixture for pushbutton dimmer and pushbutton switch							
D 492 AN O.A., D 492 AB O.A. and D 493 O.A.	Pure white	D 95.420.02	00802713				
	Aluminium	D 95.420.70	00313513				













Article Description	Colour	Article no.	Order no.				
Central plate with knob							
For roller shutter rotary button	White	D 95.610.03 J	00825611				
	Pure white	D 95.610.02 J	00816511				
	Deep black	D 95.610.19 J	00843611				
	Aluminium	D 95.610.70 J	00311811				
Central plate with knob							
For timer switch 15 min.	Pure white	D 95.610.02 Z/15	00816311				
Central plate with knob							
For timer switch 120 min.	Pure white	D 95.610.02 Z/120	00816411				
Central plate with knob							
For 3-position switch, with 0 position	Pure white	D 95.610.02 S3	00815911				
	Deep black	D 95.610.19 S3	00843011				
Hotel card switch with illumination							
1-pole, 2-way, to be used as NC or NO, with N terminal, 6 A 250 V-, with labeling field 7 x 64 mm, with central plate for combinations	Pure white	D 95.556.02 HC GLK	00194911				
	Aluminium	D 95.556.70 HC GLK	00194411				
Cover for programmable roller shutter switch							
For article no. D 405 R O.A.	Pure white	D 95.410.02 R	00827413				
Roller shutter timer switch 50 x 50 mm							
Insert with cover for flush-mounted installation, for standard cutout article no. D 95.670.xx ZV, with connection for sensors	Pure white	D 814 JS REINWEISS	00925893				
	Silver	D 814 JS SILBER	00925293				
<i>For functional description see page 39.</i>							
Surface-mounting box with closed base plate							
For vertical and horizontal installation, including cable entry blanking plate (article no. D 29.xx) and 1 cable input (article no. D 26.xx), 1-gang, dimensions: B 81 x L 81 x H 42 mm	White	D 95.691.03	00831811				
	Pure white	D 95.691.02	00815711				
	Deep black	D 95.691.19	00842811				
	Aluminium	D 95.691.70	00306611				
Not for use with combination frames DIALOG chrome/gold!							



DIALOG

Article Description	Colour	Article no.	Order no.			
Surface-mounting box with closed base plate						
For vertical and horizontal installation, including cable entry blanking plate (article no. D 29.xx) and 1 cable input (article no. D 26.xx), 2-gang, dimensions: B 81 x L 152 x H 42 mm	White	D 95.692.03	00831911			
	Pure white	D 95.692.02	00815811			
Not for use with combination frames DIALOG chrome/gold!						
Cable input						
For surface-mounting box D 95.691.xx and D 95.692.xx	White	D 26.03	00587611			
	Pure white	D 26.02	00585011			
	Deep black	D 26.19	00585511			
Cable entry blanking plate						
For surface-mounting box D 95.691.xx and D 95.692.xx	Pure white	D 29.02	00582611			
Sockets SCHUKO® for hospital installations, EDV installations or with overvoltage protection from page 150!						
Socket SCHUKO® with plug-in terminals						
2-pole, 16 A 250 V~, with connection terminals according to VDE 0620, with central plate for combinations	White	D 95.6511.03	00829611			
	Pure white	D 95.6511.02	00820011			
	Deep black	D 95.6511.19	00847811			
	Aluminium	D 95.6511.70	00314011			
Green and orange sockets with label 'SV' or 'ZSV' see 'Hospital programme'.						
Socket SCHUKO® with plug-in terminals						
2-pole, 16 A 250 V~, with connection terminals according to VDE 0620, with central plate for combinations, with increased protection against electric shock	White	D 95.6511.03 SI	00824211			
	Pure white	D 95.6511.02 SI	00820611			
	Deep black	D 95.6511.19 SI	00847911			
	Aluminium	D 95.6511.70 SI	00314311			
Socket SCHUKO® with plug-in terminals						
2-pole, 16 A 250 V~, with connection terminals according to VDE 0620, with central plate for combinations, with increased protection against electric shock, with labeling field 7 x 64 mm	Pure white	D 95.6511.02 SI NA	00818511			
	Aluminium	D 95.6511.70 SI NA	00314611			
Socket SCHUKO® with plug-in terminals						
2-pole, 16 A 250 V~, with connection terminals according to VDE 0620, with central plate for combinations, with labeling field 7 x 64 mm	White	D 95.6511.03 NA	00829711			
	Pure white	D 95.6511.02 NA	00820711			
	Deep black	D 95.6511.19 NA	00848011			
	Aluminium	D 95.6511.70 NA	00314111			
Socket SCHUKO® 45° with plug-in terminals						
2-pole, 16 A 250 V~, with connection terminals according to VDE 0620, with central plate for combinations	White	D 95.6511.03 WI	00830011			
	Pure white	D 95.6511.02 WI	00821011			



Article Description	Colour	Article no.	Order no.				
Socket SCHUKO® with plug-in terminals							
2-pole, 16 A 250 V~, with connection terminals according to VDE 0620, with central plate for combinations, with hinged cover	White	D 95.6511.03 K	00830111				
	Pure white	D 95.6511.02 K	00821111				
	Deep black	D 95.6511.19 K	00848411				
	Aluminium	D 95.6511.70 K	00314211				
Socket SCHUKO® with plug-in terminals							
2-pole, 16 A 250 V~, with connection terminals according to VDE 0620, with central plate for combinations, with hinged cover, with increased protection against electric shock	Pure white	D 95.6511.02 K SI	00821211				
	Aluminium	D 95.6511.70 K SI	00314811				
Socket SCHUKO® with screw terminals, with control light							
2-pole, 16 A 250 V~, with connection terminals according to VDE 0620, with central plate for combinations, with labeling field 7 x 64 mm	Pure white	D 95.6611.02 NA LED/4	00820911				
<i>For replacement lighting elements see page 23.</i>							
Socket SCHUKO® with screw terminals, with control light, with hinged cover							
2-pole, 16 A 250 V~, with connection terminals according to VDE 0620, with central plate for combinations	Pure white	D 95.6611.02 K LED/4	00821411				
<i>For replacement lighting elements see page 23.</i>							
Socket SCHUKO® with screw terminals, with control light, with hinged cover							
2-pole, 16 A 250 V~, with connection terminals according to VDE 0620, with central plate for combinations, with labeling field 7 x 64 mm	Pure white	D 95.6611.02 K NA LED/4	00821511				
<i>For replacement lighting elements see page 23.</i>							
Serial socket SCHUKO® with plug-in terminals							
2-pole, 16 A 250 V~, with connection terminals according to VDE 0620, with full cover plate for single installation, suitable for 2 angled or flat plugs, especially suitable for time-saving installation in 2-gang trunking boxes and 2-gang surface-mounting boxes	Pure white	D 95.6512/3.02	00819811				
	Red	D 95.6512/3.36	00898311				
same, with labeling field 7 x 64 mm	Pure white	D 95.6512/3.02 NA	00797711				
	Red	D 95.6512/3.36 NA	00797811				
	Aluminium	D 95.6512/3.70 NA	00798711				
<i>Surface-mounting box see page 74.</i>							
3-gang socket SCHUKO® with plug-in terminals							
2-pole, 16 A 250 V~, with connection terminals according to VDE 0620, with full cover plate for single installation, suitable for 3 angled or flat plugs, especially suitable for time-saving installation in 2-gang trunking boxes and 2-gang surface-mounting boxes	Pure white	D 95.6513.02	00819711				
	Red	D 95.6513.36 NA	00798611				
same, with labeling field 7 x 64 mm	Pure white	D 95.6513.02 NA	00798011				
	Red	D 95.6513.36 NA	00798611				
<i>Surface-mounting box see page 74.</i>							
Export socket with nickel-plated earth pin, with screw terminals							
2-pole, 10/16 A 250 V~, for 58-type installation boxes, with screw fastening, with central plate for combinations, with increased protection against electric shock	White	B 95.6671.03 SI	00824441				
	Pure white	B 95.6671.02 SI	00815341				
	Deep black	B 95.6671.19 SI	00842441				
	Aluminium	B 95.6671.70 SI	00361741				



DIALOG

Article Description

Colour

Article no.

Order no.

Export socket "USA" 125 V~, 2-pole + E

For 58-type installation boxes, with screw fastening, with central plate for combinations

NEMA 5-15 R, 15 A 125 V~	Pure white	D 95.6670/15.02 US	00808811		
	Aluminium/Black	D 95.6670/15/19.70 US	00801611		
NEMA 5-20 R, 20 A 125 V~	Pure white	D 95.6670/20.02 US	00808911		



USB socket SCHUKO® with plug-in terminals, 2.1 A

2-pole, 16 A 250 V~, with connection terminals according to VDE 0620, with central plate for combinations, with USB socket type A for power supply and charge of mobile devices, USB charging current 2.1 A, USB charging voltage 5 V, with charging current monitoring, use of deep flush-mounted sockets recommended


White	D 6511.03 SI USB	00244061		
Pure white	D 6511.02 SI USB	00243941		
Aluminium	D 6511.70 SI USB	00244161		



USB power supply 2 A, no power consumption in Standby

Without spreading for screw fastening, with 2 USB sockets type A for power supply and charge of mobile devices, the charging current is split automatically between the ports, short circuit protection, without central plate

D 1602/2.02 USB SPV O.A.	00238953		
--------------------------	----------	--	--



Central plate for USB power supply 2 A D 1602/2.02 USB SPV O.A., incl. intermediate frame 50 x 50 mm	White	D 95.610.03 USB SPV	00239053		
	Pure white	D 95.610.02 USB SPV	00239813		
	Deep black	D 95.610.19 USB SPV	00238873		
	Aluminium	D 95.610.70 USB SPV	00238933		



Stereo loudspeaker connection box for loudspeaker connection cable up to 10 mm², with screw terminals

Front connection via 2 x 2 screw-less terminals, rear-side with screw terminals, without central plate

Pure white	D 1930/4.02 O.A.	00902591		
Anthracite	D 1930/4.21 O.A.	00902491		



Central plate for telephone connection box 'Austria' and stereo loudspeaker connection box D 1930/4 O.A., with labeling field 7 x 64 mm	Pure white	D 95.610.02 TDO NA	00816011		
---	------------	--------------------	----------	--	--



Central plate for COAX antenna sockets

According to DIN 45 330, with 2 screws for different makes, with labeling field 7 x 64 mm

White	D 95.610.03 TV NA	00824711		
Pure white	D 95.610.02 TV NA	00815611		
Deep black	D 95.610.19 TV NA	00842711		
Aluminium	D 95.610.70 TV NA	00313211		



For basic elements see page 16/17.

Central plate for COAX antenna sockets

For 4-gang antenna sockets article no. EVU 02 F and GEVU 15 S of the Hirschmann make or similar construction

Pure white	D 95.610.02 TV/4B	00880811		
------------	-------------------	----------	--	--











Central plate for COAX antenna sockets

For 4-gang antenna sockets article no. SAT 400/EAS/CD of the Ankaro make or similar construction

Pure white	D 95.610.02 TV/4A	00813211		
------------	-------------------	----------	--	--










Article Description	Colour	Article no.	Order no.				
Central plate for spur outlet							
With supporting frame and stress relieve	Pure white	D 95.610.02 AT	00822811				
	Aluminium	D 95.610.70 AT	00313611				
Central plate for TAE, UAE/TAE connection boxes							
For up to 3 connections, with labeling field 7 x 64 mm	White	D 95.610.03 TAE NA	00824611				
	Pure white	D 95.610.02 TAE NA	00815511				
	Deep black	D 95.610.19 TAE NA	00842611				
	Aluminium	D 95.610.70 TAE NA	00315611				
<i>For basic elements see page 17/18.</i>							
Central plate for telephone connection box "Austria", USB power supply/charging device D 1601/2 USB SPV O.A. and stereo loudspeaker connection box D 1930/4 O.A.							
With labeling field 7 x 64 mm	Pure white	D 95.610.02 TDO NA	00816011				
Central plate for UAE connection boxes for 1 terminal							
For angled outlet, article no. D 1958 UAE O.A. and D 1958 UAE-C6A O.A.	White	D 95.610.03 UAE/1-N	00786711				
	Pure white	D 95.610.02 UAE/1-N	00786811				
	Deep black	D 95.610.19 UAE/1-N	00787011				
	Aluminium	D 95.610.70 UAE/1-N	00787311				
<i>For basic elements see page 18.</i>							
Central plate for UAE connection boxes for 2 terminals							
For angled outlet, article no. D 1958/8 UAE O.A. and D 1958/8 UAE-C6A O.A.	White	D 95.610.03 UAE/2-N	00787411				
	Pure white	D 95.610.02 UAE/2-N	00787511				
	Deep black	D 95.610.19 UAE/2-N	00787711				
	Aluminium	D 95.610.70 UAE/2-N	00788011				
<i>For basic elements see page 18.</i>							
Cover for connecting communication systems for vertical and 30° angled outlets							
With labeling field 7 x 64 mm	White	D 95.610.03 KTU	00885811				
	Pure white	D 95.610.02 KTU	00885711				
<i>Applicable in the NOVA programme, too, only with combination frames NOVA D 20.671/83.022 T and D 20.672/83.022 T.</i>							
Mounting insert for cover D 95.610.xx KTU							
Available with cutouts according to drawings D, DD, E, F, KK, KKKK, NN, S, SC, SC/2, SS, T, TT, UU		D 81 KTU-.. (D to UU)					
Blind, without cutout		D 81 KTU-Z	00593511				
<i>When ordering, please provide the identification letters according to the drawing behind the article no.: e.g. D 81 KTU-E.</i>							
<i>Technical information see page 55.</i>							
Central plate for connecting communication systems for cable exit at front							
With cutout H for XLR installation socket	Pure white	D 95.677.02-H	00888011				



DIALOG

Article Description	Colour	Article no.	Order no.				
Central plate for connecting communication systems for cable exit at front							
With metal supporting frame for screw fastening, blind, without cutout, for individual cutouts and holes	White	D 95.677.03-Z	00826611				
	Pure white	D 95.677.02-Z	00817511				
	Deep black	D 95.677.19-Z	00844611				
Central plate for 2 modules Reichle De Massari							
With labeling field 7 x 44 mm	Pure white	D 95.610.02 RDM	00817911				
For 2 x Reichle De Massari: R302372, R302373, R304325, R304326, R304327, R304328, R509500, R509504, R925370, R925371							
Central plate for 2 modules from Commscope							
MPS100E, MGS400, MGS500, MGS600, 30° angled outlet, with supporting frame for screw fastening, with labeling field 7 x 44 mm	Pure white	D 95.610.02 LU/2	00804711				
Central plate for supporting frame D 600 MJ1–D 600 MJ13 for 1 Modular Jack							
With sliding cover and labeling field 7 x 44 mm	White	D 95.610.03 MJ1 NA	00801911				
	Pure white	D 95.610.02 MJ1 NA	00801811				
	Deep black	D 95.610.19 MJ1 NA	00802511				
	Aluminium	D 95.610.70 MJ1 NA	00318611				
<i>For basic elements see page 19/20.</i>							
Central plate for supporting frame D 600 MJ1–D 600 MJ13 for 2 Modular Jack							
With sliding cover and labeling field 7 x 44 mm	White	D 95.610.03 MJ2 NA	00803411				
	Pure white	D 95.610.02 MJ2 NA	00802911				
	Deep black	D 95.610.19 MJ2 NA	00803811				
	Aluminium	D 95.610.70 MJ2 NA	00318711				
<i>For basic elements see page 19/20.</i>							
Central plate							
With square standard cutout 50 x 50 mm	White	D 95.670.03 ZV	00828611				
	Pure white	D 95.670.02 ZV	00819511				
	Deep black	D 95.670.19 ZV	00847311				
	Aluminium	D 95.670.70 ZV	00316611				
Central plate							
With circular standard cutout according to DIN 49 075, installation diameter 45 mm	Pure white	D 95.670.02 ZR	00819411				
Central plate with high hinged cover							
With square standard cutout 50 x 50 mm, with labeling field 7 x 44 mm	Pure white	D 95.670.02 KH NA ZV	00819611				



Article Description	Colour	Article no.	Order no.				
Central plate							
For receiving SOMFY switching devices with CD cover	Pure white	D 95.02 JR	00581611				
	Aluminium	D 95.70 JR	00579411				
Central plate							
For receiving central plates/devices NOVA, 55 x 55 mm (e. g. D 20.490.xxx LED/2)	Pure white	D 95.670/60.02	00827601				
	Deep black	D 95.670/60.19	00827631				
	Aluminium	D 95.670/60.70	00317211				
Blind cover							
With supporting frame for expansion mounting	White	D 95.677.03	00810411				
	Pure white	D 95.677.02	00810511				
	Aluminium	D 95.677.70	00316111				
Central plate for key switch flush-mounted							
For profile half cylinders, including 1 aperture neutral and 1 aperture with symbols	Pure white	D 95.610.02 PSS	00927593				
Only to be used for basic elements D 624xx PSS. For basic elements see page 16.							
EBERLE room thermostat							
Flush-mounted insert for screw fastening, temperature feedback – switching differential 0.5 K, with switch ON/OFF and control light, 1-pole, NC 10 (4) A, AC 250 V		D 635 RTR O.A.	00971693				
Cover for combinations (article no. D 635 RTR O.A.)	White	D 95.605.03 RTR	00972793				
	Pure white	D 95.605.02 RTR	00972893				
	Deep black	D 95.605.19 RTR	00973093				
	Aluminium	D 95.605.70 RTR	00312893				
EBERLE room thermostat							
Flush-mounted insert for screw fastening, temperature feedback – switching differential 0.5 K, without switch, without control light, 1-pole, alternating 5 (2) A, AC 250 V		D 636 RTR O.A.	00971893				
Cover for combinations (article no. D 636 RTR O.A.)	White	D 95.606.03 RTR	00974293				
	Pure white	D 95.606.02 RTR	00974393				
EBERLE floor heating regulator							
Flush-mounted insert for screw fastening, for regulation of electric floor heating systems and floor tempering systems with 4 m NTC remote sensor, the floor temperature is regulated, switching differential approx. 1 K, temperature range approx. 10–50 °C, separate connector for time-controlled night reduction approx. 5 K, 1-pole, NO 10 A, 250 V, according to EN50559		D 637 FTR O.A.	00980093				
Cover for combinations (article no. D 637 FTR O.A.)	White	D 95.607.03 FTR	00976393				
	Pure white	D 95.607.02 FTR	00976493				



AURA



For every style the perfect design.

The AURA switch collection impresses with its sophisticated and representative design. Whether it's a high-quality glass frame in one of many charming surface finishes, solid types of stone or marble or the plastic variant with a linear design – AURA will suit any ambience.



Colour overview

Central plates AURA



1



2



3

- 1 Pure white matt = 02 = similar to RAL 9010
- 2 Aluminium matt = 70 = enamelled
- 3 Anthracite matt = 21 = similar to RAL 7021

Combination frame AURA Basis



4



5



6

- 4 Pure white matt = 02 = similar to RAL 9010
- 5 Aluminium matt = 70 = enamelled
- 6 Anthracite matt = 64 = enamelled

Combination frame AURA Glas



7



8



9



10



11



12


- 7 Matt Pure white = 52.02
- 8 Clear Aluminium = 51.70
- 9 Matt Mint green = 52.46

- 10 Grooved Aluminium = 53.70
- 11 Black Anthracite = 57.21
- 12 Mirror Anthracite = 150.21


Combination frame AURA Stein



13



14



15



16



17

- 13 Estremoz = 137.02
- 14 Padang Light grey = 116.21
- 15 Nero Assoluto India = 125.21
- 16 Bianco Carrara CD = 111.70
- 17 Labrador Bluepearl = 144.70

Product examples



18



19



20



21

- 18 Rotary dimmer
- 19 Stereo loudspeaker connection box
- 20 Hotel card switch with illumination
- 21 Socket SCHUKO®
- 22 USB power supply
- 23 2-gang combination vertical
- 24 2-gang combination vertical



22



23



24

In the AURA programme too, Honeywell PEHA supplies a wide range of products for hospitals (page 150).



AURA

Article Description

Colour

Article no.

Order no.

Combination frame AURA Stein

For vertical and horizontal installation

Stone frame 1-gang, dimensions: 85 x 85 mm	Estremoz	D 20.571.137.02	00173511		
	Padang Light grey	D 20.571.116.21	00175111		
	Nero Assoluto India	D 20.571.125.21	00179211		
	Bianco Carrara CD	D 20.571.111.70	00181311		
	Labrador Bluepearl	D 20.571.144.70	00182111		
Stone frame 2-gang, dimensions: 85 x 156 mm	Estremoz	D 20.572.137.02	00173611		
	Padang Light grey	D 20.572.116.21	00175311		
	Nero Assoluto India	D 20.572.125.21	00179311		
	Bianco Carrara CD	D 20.572.111.70	00181411		
	Labrador Bluepearl	D 20.572.144.70	00182211		
Stone frame 3-gang, dimensions: 85 x 227 mm	Estremoz	D 20.573.137.02	00173711		
	Padang Light grey	D 20.573.116.21	00175411		
	Nero Assoluto India	D 20.573.125.21	00179411		
	Bianco Carrara CD	D 20.573.111.70	00181511		
	Labrador Bluepearl	D 20.573.144.70	00182311		
Stone frame 4-gang, dimensions: 85 x 298 mm	Estremoz	D 20.574.137.02	00173811		
	Padang Light grey	D 20.574.116.21	00175511		
	Nero Assoluto India	D 20.574.125.21	00179511		
	Bianco Carrara CD	D 20.574.111.70	00181611		
	Labrador Bluepearl	D 20.574.144.70	00182411		
Stone frame 5-gang, dimensions: 85 x 369 mm	Estremoz	D 20.575.137.02	00173911		
	Padang Light grey	D 20.575.116.21	00175611		
	Nero Assoluto India	D 20.575.125.21	00179611		
	Bianco Carrara CD	D 20.575.111.70	00181711		
	Labrador Bluepearl	D 20.575.144.70	00182511		



Combination frame AURA Glas from hardened safety glass

For vertical and horizontal installation

Glass frame 1-gang, dimensions: 85 x 85 mm	Matt Pure white	D 20.571.52.02	00100011		
	Clear Aluminium	D 20.571.51.70	00101311		
	Matt Mint green	D 20.571.52.46	00101811		
	Grooved Aluminium	D 20.571.53.70	00102411		
	Black Anthracite	D 20.571.57.21	00123111		
	Mirror Anthracite	D 20.571.150.21	00162111		
Glass frame 2-gang, dimensions: 85 x 156 mm	Matt Pure white	D 20.572.52.02	00100111		
	Clear Aluminium	D 20.572.51.70	00101411		
	Matt Mint green	D 20.572.52.46	00101911		
	Grooved Aluminium	D 20.572.53.70	00102711		
	Black Anthracite	D 20.572.57.21	00123911		
	Mirror Anthracite	D 20.572.150.21	00162211		
Glass frame 3-gang, dimensions: 85 x 227 mm	Matt Pure white	D 20.573.52.02	00100211		
	Clear Aluminium	D 20.573.51.70	00101511		
	Matt Mint green	D 20.573.52.46	00102011		
	Grooved Aluminium	D 20.573.53.70	00102811		
	Black Anthracite	D 20.573.57.21	00125311		
	Mirror Anthracite	D 20.573.150.21	00162311		
Glass frame 4-gang, dimensions: 85 x 298 mm	Matt Pure white	D 20.574.52.02	00100311		
	Clear Aluminium	D 20.574.51.70	00101611		
	Matt Mint green	D 20.574.52.46	00102111		
	Grooved Aluminium	D 20.574.53.70	00102911		
	Black Anthracite	D 20.574.57.21	00127011		
Glass frame 5-gang, dimensions: 85 x 369 mm	Matt Pure white	D 20.575.52.02	00100411		
	Clear Aluminium	D 20.575.51.70	00101711		
	Matt Mint green	D 20.575.52.46	00102311		
	Grooved Aluminium	D 20.575.53.70	00103011		
	Black Anthracite	D 20.575.57.21	00127511		



Article Description


Colour

Article no.


Order no.

Combination frame AURA Basis from unbreakable polycarbonate


For vertical and horizontal installation

Plastic frame 1-gang, dimensions: 83 x 83 mm	Pure white	D 20.571.02 T	00171111		
	Anthracite enamelled	D 20.571.64 T	00174111		
	Aluminium enamelled	D 20.571.70 T	00171611		
Plastic frame 2-gang, dimensions: 83 x 154 mm	Pure white	D 20.572.02 T	00171211		
	Anthracite enamelled	D 20.572.64 T	00174211		
	Aluminium enamelled	D 20.572.70 T	00171711		
Plastic frame 3-gang, dimensions: 83 x 225 mm	Pure white	D 20.573.02 T	00171311		
	Anthracite enamelled	D 20.573.64 T	00174311		
	Aluminium enamelled	D 20.573.70 T	00171811		
Plastic frame 4-gang, dimensions: 83 x 296 mm	Pure white	D 20.574.02 T	00171411		
	Anthracite enamelled	D 20.574.64 T	00174411		
	Aluminium enamelled	D 20.574.70 T	00171911		
Plastic frame 5-gang, dimensions: 83 x 367 mm	Pure white	D 20.575.02 T	00171511		
	Anthracite enamelled	D 20.575.64 T	00174511		
	Aluminium enamelled	D 20.575.70 T	00172111		

Rocker for 500-series basic elements

For 2-way switch, intermediate switch, pushbutton (article no. D 516, D 517, D 550, D 550/4, D 556)	Pure white	D 20.540.02	00103811		
	Anthracite	D 20.540.21	00105211		
	Aluminium	D 20.540.70	00107011		
For 1-way 2-pole switch (article no. D 512)	Pure white	D 20.542.02	00103911		
	Anthracite	D 20.542.21	00105311		
	Aluminium	D 20.542.70	00107211		
For series bridged switch/pushbutton (article no. D 515, D 515 T)	Pure white	D 20.545.02	00104011		
	Anthracite	D 20.545.21	00105411		
	Aluminium	D 20.545.70	00107311		


Rocker for 600-series basic elements with screw connection

For 2-way 2-pole switch (article no. D 616/2)	Pure white	D 20.640.02	00108411		
For 2-way 2-pole switch and 2-gang pushbutton (article no. D 616/6, D 619 T)	Pure white	D 20.645.02	00112511		
	Anthracite	D 20.645.21	00109411		

Rocker for 500-series basic elements with lens

For control and illuminated switches/pushbuttons (article no. D 516, D 517, D 516 GLK, D 550, D 550/4, D 550 GLK, D 556 GLK)	Pure white	D 20.540.02 GLK	00104111		
	Anthracite	D 20.540.21 GLK	00105611		
	Aluminium	D 20.540.70 GLK	00107411		
For 1-way 2-pole switch (article no. D 512, D 512 GLK)	Pure white	D 20.542.02 GLK	00104311		

Rocker for 600-series basic elements with screw connection, with lens

For 1-way 2-pole switch, 16 A, with control light (article no. D 612/16 GLK)	Pure white	D 20.642.02 GLK	00108611		
	Anthracite	D 20.642.21 GLK	00110011		
	Aluminium	D 20.642.70 GLK	00111711		

Rocker for 500-series basic elements for pushbutton

(Article no. D 550, D 550/4, D 556) with symbol 'Light'	Pure white	D 20.540.02 L	00104411		
---	------------	---------------	----------	--	---



AURA

Article Description

Colour

Article no.

Order no.

Rocker for 500-series basic elements for pushbutton

(article no. D 550, D 550/4, D 556) with symbol 'Bell'

Pure white

D 20.540.02 K

00104511



Rocker for 500-series basic elements for pushbutton

(article no. D 550, D 550/4, D 556) with symbol 'Door'

Pure white
Aluminium

D 20.540.02 T
D 20.540.70 T

00104611
00107811



Rocker for 500-series basic elements, with labeling field 7 x 44 mm

For 2-way switch, intermediate switch, pushbutton (article no. D 516, D 517, D 550, D 550/4, D 556)

Pure white

D 20.540.02 NA

00104811



Rocker for 500-series basic elements with lens, with labeling field 7 x 44 mm

For control and illuminated switches/pushbuttons (article no. D 516, D 517, D 516 GLK, D 550, D 550/4, D 550 GLK, D 556 GLK)

Pure white

D 20.540.02 GLK NA

00105011

For 1-way 2-pole switch (article no. D 512 GLK)

Pure white

D 20.542.02 GLK NA

00108311



Rocker for 500-series basic elements

For series bridged pushbutton, with symbol UP/DOWN (article no. D 515 T)

Pure white
Anthracite
Aluminium

D 20.544.02
D 20.544.21
D 20.544.70

00104711
00106611
00107911



Rocker for 600-series basic elements with screw connection

For blind switch and 2-gang pushbutton, with symbol UP/DOWN (article no. D 616/4, D 619 T)

Pure white

D 20.644.02

00108711



Rocker for group button

For article no. D 254 T

Pure white
Anthracite
Aluminium

D 20.245.02 T
D 20.245.21 T
D 20.245.70 T

00152211
00154111
00154311

For article no. D 254 T, with symbols

Pure white
Anthracite
Aluminium

D 20.244.02 T
D 20.244.21 T
D 20.244.70 T

00157111
00157711
00157811



Rocker for mechanically regulated blind switch

For article no. D 214, with symbols

Pure white
Anthracite
Aluminium

D 20.244.02 JR
D 20.244.21 JR
D 20.244.70 JR

00158811
00158911
00159011



Central plate with button









For rotary dimmer and potentiometer

Pure white
Anthracite
Aluminium

D 20.810.02 HR
D 20.810.21 HR
D 20.810.70 HR

00117613
00131513
00157413



Article Description	Colour	Article no.	Order no.				
Pushbutton fixture for pushbutton dimmer and pushbutton switch							
D 492 AN O.A., D 492 AB O.A. and D 493 O.A.	Pure white	D 20.420.02	00119113				
	Anthracite	D 20.420.21	00132413				
	Aluminium	D 20.420.70	00158713				
Central plate with knob							
For roller shutter rotary button	Pure white	D 20.610.02 J	00113211				
	Anthracite	D 20.610.21 J	00121111				
	Aluminium	D 20.610.70 J	00152611				
Central plate with knob							
For timer switch 15 min.	Pure white	D 20.610.02 Z/15	00115411				
Central plate with knob							
For timer switch 120 min.	Pure white	D 20.610.02 Z/120	00115311				
Central plate with knob							
For 3-position switch, with 0 position	Pure white	D 20.610.02 S3	00113911				
Hotel card switch with illumination							
1-pole, 2-way pushbutton, to be used as NC or NO, with N terminal, 6 A 250V~, with labeling field 7 x 52 mm, with central plate for combinations	Pure white	D 20.556.02 HC GLK	00119611				
	Aluminium	D 20.556.70 HC GLK	00159611				
Cover for programmable roller shutter switch							
For article no. D 405 R O.A.	Pure white	D 20.410.02 R	00116413				
	Anthracite	D 20.410.21 R	00117313				
	Aluminium	D 20.410.70 R	00120013				
Roller shutter timer switch 50 x 50 mm							
Insert with cover for flush-mounted installation, for standard cutout article no. D 20.670.xx ZV, with connection for sensors	Pure white	D 814 JS REINWEISS	00925893				
	Silver	D 814 JS SILBER	00925293				
For functional description see page 39.							



AURA

Article Description

Colour

Article no.

Order no.

Sockets SCHUKO® for hospital installations, EDV installations or with overvoltage protection from page 150!

Socket SCHUKO® with plug-in terminals

2-pole, 16 A 250 V~, with connection terminals according to VDE 0620, with central plate for combinations

Pure white
Anthracite
Aluminium

D 20.6511.02 OKS
D 20.6511.21 OKS
D 20.6511.70 OKS

00106511
00124711
00124811



Socket SCHUKO® with plug-in terminals

2-pole, 16 A 250 V~, with connection terminals according to VDE 0620, with central plate for combinations, with increased protection against electric shock

Pure white
Anthracite
Aluminium

D 20.6511.02
D 20.6511.21
D 20.6511.70

00115611
00127411
00155111



Socket SCHUKO® with plug-in terminals

2-pole, 16 A 250 V~, with connection terminals according to VDE 0620, with central plate for combinations, with labeling field 7 x 44 mm, with increased protection against electric shock

Pure white
Aluminium

D 20.6511.02 NA
D 20.6511.70 NA

00115811
00155411



Socket SCHUKO® with plug-in terminals

2-pole, 16 A 250 V~, with connection terminals according to VDE 0620, with central plate for combinations, with hinged cover, with increased protection against electric shock

Pure white
Anthracite
Aluminium

D 20.6511.02 K
D 20.6511.21 K
D 20.6511.70 K

00115711
00127711
00155311



Socket SCHUKO® with screw terminals, with control light

2-pole, 16 A 250 V~, with connection terminals according to VDE 0620, with central plate for combinations, with increased protection against electric shock

Pure white
Anthracite
Aluminium

D 20.6611.02 LED/4
D 20.6611.21 LED/4
D 20.6611.70 LED/4

00116011
00127611
00155211



For replacement lighting elements see page 23.

Export socket with nickel-plated earth pin, with screw terminals

2-pole, 10/16 A 250 V~, for 58-type installation boxes, with central plate for combinations, with increased protection against electric shock

Pure white
Anthracite
Aluminium

B 20.6671.02 SI
B 20.6671.21 SI
B 20.6671.70 SI

00112641
00120641
00151141



Export socket with nickel-plated earth pin, with plug-in terminals

2-pole, 16 A 250 V~, for 58-type installation boxes, with central plate for combinations, with increased protection against electric shock

Pure white
Anthracite
Aluminium

B 20.6571.02 SI
B 20.6571.21 SI
B 20.6571.70 SI

00119541
00121241
00156041



Export socket "Great Britain" with screw terminals










According to the BS 1363 'British Standard', 2-pole, 13 A 250 V~, for 58-type installation boxes, with screw fastening, with central plate for combinations, with increased protection against electric shock

Pure white

D 20.6670.02 GB






00116211









Article Description	Colour	Article no.	Order no.				
Export socket Denmark with plug-in terminals							
2-pole, 10 A 250 V~, with central plate for combinations, with increased protection against electric shock	Pure white	D 20.6671.02 DK	00119711				
Export socket "USA" 125 V~, 2-pole + E, with screw terminals							
For 58-type installation boxes, with screw fastening, with central plate for combinations							
NEMA 5-15 R, 15 A 125 V~	Pure white	D 20.6670/15.02 US	00117411				
	Aluminium/Black	D 20.6670/15.19.70 US	00159911				
USB power supply 2 A, no power consumption in Standby							
Without spreading for screw fastening, with 2 USB sockets type A for power supply and charge of mobile devices, the charging current is split automatically between the ports, short circuit protection, without central plate		D 1602/2.02 USB SPV O.A.	00238953				
Central plate for USB power supply 2 A D 1602/2.02 USB SPV O.A., incl. intermediate frame 50 x 50 mm	Pure white	D 20.610.02 USB SPV	00239833				
	Anthracite	D 20.610.21 USB SPV	00239133				
	Aluminium	D 20.610.70 USB SPV	00239073				
Stereo loudspeaker connection box for loudspeaker connection cable up to 10 mm², with screw terminals							
Front connection via 2 x 2 screw-less terminals, rear-side with screw terminals, without central plate	Pure white	D 1930/4.02 O.A.	00902591				
	Anthracite	D 1930/4.21 O.A.	00902491				
Central plate for telephone connection sockets 'Austria' and stereo loudspeaker connection socket D 1930/4 O.A.	Pure white	D 20.610.02 TDO	00114511				
	Anthracite	D 20.610.21 TDO	00125611				
	Aluminium	D 20.610.70 TDO	00153611				
Central plate for COAX antenna sockets							
According to DIN 45 330, with 2 screws for different makes	Pure white	D 20.610.02 TV	00114611				
	Anthracite	D 20.610.21 TV	00125711				
	Aluminium	D 20.610.70 TV	00153711				
<i>For basic elements see page 16/17</i>							
Central plate for COAX antenna sockets							
For 4-gang antenna sockets article no. SAT 400/EAS/CD of the Ankaro make or similar construction	Pure white	D 20.610.02 TV/4A	00114711				
	Anthracite	D 20.610.21 TV/4A	00125811				
Central plate for spur outlet							
With supporting frame and stress relieve	Pure white	D 20.610.02 AT	00113111				
	Anthracite	D 20.610.21 AT	00120811				
	Aluminium	D 20.610.70 AT	00152411				



AURA

Article Description	Colour	Article no.	Order no.				
Central plate for TAE, UAE/TAE connection boxes							
For up to 3 connections	Pure white	D 20.610.02 TAE	00114211				
	Anthracite	D 20.610.21 TAE	00125111				
	Aluminium	D 20.610.70 TAE	00153411				
<i>For basic elements see page 17/18.</i>							
Central plate for UAE connection boxes for 1 terminal							
For angled outlet, article no. D 1958 UAE O.A. and D 1958 UAE-C6A O.A.	Pure white	D 20.610.02 UAE/1 NA	00115011				
	Anthracite	D 20.610.21 UAE/1 NA	00126411				
	Aluminium	D 20.610.70 UAE/1 NA	00154611				
<i>For basic elements see page 18.</i>							
Central plate for UAE connection boxes for 2 terminals							
For angled outlet, article no. D 1958/8 UAE O.A. and D 1958/8 UAE-C6A O.A.	Pure white	D 20.610.02 UAE/2 NA	00115111				
	Anthracite	D 20.610.21 UAE/2 NA	00126511				
	Aluminium	D 20.610.70 UAE/2 NA	00154711				
<i>For basic elements see page 18.</i>							
Central plate for connecting communication systems for cable exit at front							
With metal supporting frame for screw fastening, blind, without cutout, for individual cutouts and holes	Pure white	D 20.677.02-Z	00116111				
Central plate for 2 modules Reichle De Massari							
With labeling field 7 x 44 mm For 2 x Reichle De Massari: R302372, R302373, R304325, R304326, R304327, R304328, R509500, R509504, R925370, R925371	Pure white	D 20.610.02 RDM	00112111				
Central plate for 2 modules from Commscope							
MPS100E, MGS400, MGS500, MGS600, 30° angled outlet, with supporting frame for screw fastening, with labeling field 7 x 44 mm	Pure white	D 20.610.02 LU/2	00113311				
Central plate for supporting frame D 600 MJ1-D 600 MJ13 for 1 Modular Jack							
With sliding cover and labeling field 7 x 44 mm	Pure white	D 20.610.02 MJ1 NA	00113511				
	Anthracite	D 20.610.21 MJ1 NA	00121511				
	Aluminium	D 20.610.70 MJ1 NA	00152711				
<i>For basic elements see page 19/20.</i>							
Central plate for supporting frame D 600 MJ1-D 600 MJ13 for 2 Modular Jack							
With sliding cover and labeling field 7 x 44 mm	Pure white	D 20.610.02 MJ2 NA	00113611				
	Anthracite	D 20.610.21 MJ2 NA	00122411				
	Aluminium	D 20.610.70 MJ2 NA	00152811				
<i>For basic elements see page 19/20.</i>							
Central plate							
With square standard cutout 50 x 50 mm	Pure white	D 20.670.02 ZV	00117211				
	Anthracite	D 20.670.21 ZV	00129511				
	Aluminium	D 20.670.70 ZV	00155811				



Article Description	Colour	Article no.	Order no.			
Installation frame with central plate for combinations						
With metal supporting frame, for receiving Concept 45 devices with up to 45 mm width	Pure white	D 20.600.02 EMS	00427211			
Blind cover						
With supporting frame for expansion mounting	Pure white	D 20.677.02	00116911			
	Anthracite	D 20.677.21	00129611			
	Aluminium	D 20.677.70	00155911			
LED light signal						
White LED light signal with radiation area of 42 x 42 mm, marking possible with 45 x 45 mm foil (visible area 42 x 42 mm), printed foil upon request, external dimensions: 55 x 55mm	Pure white	D 20.490.02 LED/2	00119013			
	Aluminium	D 20.490.70 LED/2	00156513			
Technical data:						
Power supply voltage: 230 V~, 50 Hz						
Energy consumption: 60 mW						
Lifetime: > 50,000 hours						
Connection via plug-in terminals, connection cross section max. 2.5 mm ²						
EBERLE room thermostat						
Flush-mounted insert for screw fastening, temperature feedback – switching differential 0.5 K, with switch ON/OFF and control light, 1-pole, NC 10(4) A, AC 250 V		D 635 RTR O.A.	00971693			
Cover for combinations (article no. D 635 RTR O.A.)	Pure white	D 20.605.02 RTR	00940993			
	Anthracite	D 20.605.21 RTR	00915393			
	Aluminium	D 20.605.70 RTR	00916693			
EBERLE room thermostat						
Flush-mounted insert for screw fastening, temperature feedback – switching differential 0.5 K, without switch, without control light, 1-pole, alternating 5(2) A, AC 250 V		D 636 RTR O.A.	00971893			
Cover for combinations (article no. D 636 RTR O.A.)	Pure white	D 20.606.02 RTR	00941193			
	Anthracite	D 20.606.21 RTR	00915493			
	Aluminium	D 20.606.70 RTR	00916793			
EBERLE floor heating regulator						
Flush-mounted insert for screw fastening, for regulation of electric floor heating systems and floor tempering systems with 4 m NTC remote sensor, the floor temperature is regulated, switching differential approx. 1 K, temperature range approx. 10–50 °C, separate connector for time-controlled night reduction approx. 5 K, 1-pole, NO 10 A, 250 V~, according to EN50559		D 637 FTR O.A.	00980093			
Cover for combinations (article no. D 637 FTR O.A.)	Pure white	D 20.607.02 FTR	00941293			
	Anthracite	D 20.607.21 FTR	00915593			
	Aluminium	D 20.607.70 FTR	00916893			

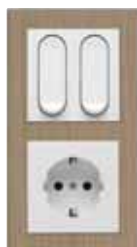


NOVA



A variety of materials to meet all needs.

The NOVA switch collection leaves behind a lasting impression. Whether it's classy wood textures, a leather look or smooth surfaces: Every material stands for quality and personality. The many and diverse possible combinations that can be achieved with NOVA tangenta and NOVA brillante leave nothing to be desired.



Colour overview

NOVA brilliance



1



2



3

- 1 Pure white high-gloss = 022 = similar to RAL 9010
- 2 Piano black high-gloss = 192 = similar to RAL 9005
- 3 Aluminium enamelled = 702

NOVA tangenta



1



2



3

Colour overview

NOVA Basis



1



2



3

- 1 Pure white high-gloss = 022 = similar to RAL 9010
- 2 Piano black high-gloss = 192 = similar to RAL 9005
- 3 Aluminium enamelled = 702

NOVA elements Naturals Wood*



4



5



6



7

- 4 Dark Wenge Alu = 200.702
- 5 Dark Wenge Black = 200.192
- 6 British Oak White = 201.022
- 7 British Oak Alu = 201.702

*As the different woods used in NOVA elements Naturals Wood are a natural product, the colour and grain of the wood may vary.


NOVA elements Naturals Leather



8



9



10



11

- 8 Dark Hide Alu = 202.702
- 9 Dark Hide Black = 202.192
- 10 Cream Hide White = 203.022
- 11 Cream Hide Alu = 203.702

NOVA elements Metal



12



13



14



15

- 12 Brushed Steel White = 220.022
- 13 Brushed Steel Black = 220.192
- 14 Brushed Steel Alu = 220.702
- 15 Cast Iron Black = 221.192
- 16 Satin Titanium White = 222.022
- 17 Satin Titanium Black = 222.192
- 18 Satin Titanium Alu = 222.702
- 19 Brushed Bronze Black = 223.192



16



17



18



19

NOVA elements Glass Effect



20



21



22



23

- 20 Polished Onyx Black = 240.192
- 21 Ice White = 241.022
- 22 Polished Stone Alu = 242.702
- 23 Polished Jade White = 243.022
- 24 Golden Sand Black = 244.192



24




Product examples



25



26



27



28



29

25 Series bridged switch
26 Pushbutton
27 Series bridged switch
28 Socket SCHUKO® with labeling field

29 Socket SCHUKO®




30



31



32



33



34

30 USB power supply

31 Pushbutton

32 2-gang combination vertical

33 2-gang combination vertical

34 2-gang combination vertical

Installation examples

Installation example 1: combination frame, 1-gang



Installation box



Socket insert with cover



Combination frame, 1-gang



Complete socket

Installation example 2: combination frame, 2-gang, horizontal installation



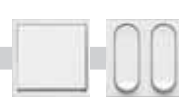
Installation boxes



Basic elements rocker switches



Combination frame, 2-gang



Rockers brilliance/tangenta



2-gang combination

Installation example 3: combination frame, 3-gang, vertical installation



Installation boxes



Basic elements rocker switches



Combination frame, 3-gang



Rockers brilliance



3-gang combination

In the NOVA programme too, Honeywell PEHA supplies a wide range of products for hospitals (page 150).



Article Description

Colour

Article no.

Order no.

Combination frame NOVA elements Naturals Wood*

For vertical and horizontal installation

1-gang, dimensions: 86 x 86 mm	Dark Wenge Alu	D 20.671.200.702	00183591		
	Dark Wenge Black	D 20.671.200.192	00183691		
	British Oak White	D 20.671.201.022	00183791		
	British Oak Alu	D 20.671.201.702	00183891		
2-gang, dimensions: 86 x 157 mm	Dark Wenge Alu	D 20.672.200.702	00185691		
	Dark Wenge Black	D 20.672.200.192	00185791		
	British Oak White	D 20.672.201.022	00185891		
	British Oak Alu	D 20.672.201.702	00185991		
3-gang, dimensions: 86 x 228 mm	Dark Wenge Alu	D 20.673.200.702	00187791		
	Dark Wenge Black	D 20.673.200.192	00187891		
	British Oak White	D 20.673.201.022	00187991		
	British Oak Alu	D 20.673.201.702	00188091		
4-gang, dimensions: 86 x 299 mm	Dark Wenge Alu	D 20.674.200.702	00189891		
	Dark Wenge Black	D 20.674.200.192	00189991		
	British Oak White	D 20.674.201.022	00190091		
	British Oak Alu	D 20.674.201.702	00190191		
5-gang, dimensions: 86 x 370 mm	Dark Wenge Alu	D 20.675.200.702	00192091		
	Dark Wenge Black	D 20.675.200.192	00192191		
	British Oak White	D 20.675.201.022	00192291		
	British Oak Alu	D 20.675.201.702	00192391		

* As the different woods used in NOVA elements Naturals Wood are a natural product, the colour and grain of the wood may vary.

Combination frame NOVA elements Naturals Leather

For vertical and horizontal installation

1-gang, dimensions: 86 x 86 mm	Dark Hide Alu	D 20.671.202.702	00183991		
	Dark Hide Black	D 20.671.202.192	00184091		
	Cream Hide White	D 20.671.203.022	00184191		
	Cream Hide Alu	D 20.671.203.702	00184291		
2-gang, dimensions: 86 x 157 mm	Dark Hide Alu	D 20.672.202.702	00186091		
	Dark Hide Black	D 20.672.202.192	00186191		
	Cream Hide White	D 20.672.203.022	00186291		
	Cream Hide Alu	D 20.672.203.702	00186391		
3-gang, dimensions: 86 x 228 mm	Dark Hide Alu	D 20.673.202.702	00188191		
	Dark Hide Black	D 20.673.202.192	00188291		
	Cream Hide White	D 20.673.203.022	00188391		
	Cream Hide Alu	D 20.673.203.702	00188491		
4-gang, dimensions: 86 x 299 mm	Dark Hide Alu	D 20.674.202.702	00190291		
	Dark Hide Black	D 20.674.202.192	00190391		
	Cream Hide White	D 20.674.203.022	00190491		
	Cream Hide Alu	D 20.674.203.702	00190591		
5-gang, dimensions: 86 x 370 mm	Dark Hide Alu	D 20.675.202.702	00192491		
	Dark Hide Black	D 20.675.202.192	00192691		
	Cream Hide White	D 20.675.203.022	00192791		
	Cream Hide Alu	D 20.675.203.702	00192891		



NOVA

Article Description


Colour

Article no.

Order no.

Combination frame NOVA elements Metal

For vertical and horizontal installation

1-gang, dimensions: 86 x 86 mm	Brushed Steel White	D 20.671.220.022	00184391		
	Brushed Steel Black	D 20.671.220.192	00184491		
	Brushed Steel Alu	D 20.671.220.702	00184591		
	Cast Iron Black	D 20.671.221.192	00184691		
	Satin Titanium White	D 20.671.222.022	00184791		
	Satin Titanium Black	D 20.671.222.192	00184891		
	Satin Titanium Alu	D 20.671.222.702	00184991		
	Brushed Bronze Black	D 20.671.223.192	00185091		
2-gang, dimensions: 86 x 157 mm	Brushed Steel White	D 20.672.220.022	00186491		
	Brushed Steel Black	D 20.672.220.192	00186591		
	Brushed Steel Alu	D 20.672.220.702	00186691		
	Cast Iron Black	D 20.672.221.192	00186791		
	Satin Titanium White	D 20.672.222.022	00186891		
	Satin Titanium Black	D 20.672.222.192	00186991		
	Satin Titanium Alu	D 20.672.222.702	00187091		
	Brushed Bronze Black	D 20.672.223.192	00187191		
3-gang, dimensions: 86 x 228 mm	Brushed Steel White	D 20.673.220.022	00188591		
	Brushed Steel Black	D 20.673.220.192	00188691		
	Brushed Steel Alu	D 20.673.220.702	00188791		
	Cast Iron Black	D 20.673.221.192	00188891		
	Satin Titanium White	D 20.673.222.022	00188991		
	Satin Titanium Black	D 20.673.222.192	00189091		
	Satin Titanium Alu	D 20.673.222.702	00189191		
	Brushed Bronze Black	D 20.673.223.192	00189291		
4-gang, dimensions: 86 x 299 mm	Brushed Steel White	D 20.674.220.022	00190791		
	Brushed Steel Black	D 20.674.220.192	00190891		
	Brushed Steel Alu	D 20.674.220.702	00190991		
	Cast Iron Black	D 20.674.221.192	00191091		
	Satin Titanium White	D 20.674.222.022	00191191		
	Satin Titanium Black	D 20.674.222.192	00191291		
	Satin Titanium Alu	D 20.674.222.702	00191391		
	Brushed Bronze Black	D 20.674.223.192	00191491		
5-gang, dimensions: 86 x 370 mm	Brushed Steel White	D 20.675.220.022	00192991		
	Brushed Steel Black	D 20.675.220.192	00193091		
	Brushed Steel Alu	D 20.675.220.702	00193191		
	Cast Iron Black	D 20.675.221.192	00193291		
	Satin Titanium White	D 20.675.222.022	00193391		
	Satin Titanium Black	D 20.675.222.192	00193491		
	Satin Titanium Alu	D 20.675.222.702	00193591		
	Brushed Bronze Black	D 20.675.223.192	00193691		



Article Description

Colour


Article no.

Order no.

Combination frame NOVA elements Glass Effect

For vertical and horizontal installation

1-gang, dimensions: 86 x 86 mm	Polished Onyx Black	D 20.671.240.192	00185191		
	Ice White	D 20.671.241.022	00185291		
	Polished Stone Alu	D 20.671.242.702	00185391		
	Polished Jade White	D 20.671.243.022	00185491		
	Golden Sand Black	D 20.671.244.192	00185591		
2-gang, dimensions: 86 x 157 mm	Polished Onyx Black	D 20.672.240.192	00187291		
	Ice White	D 20.672.241.022	00187391		
	Polished Stone Alu	D 20.672.242.702	00187491		
	Polished Jade White	D 20.672.243.022	00187591		
	Golden Sand Black	D 20.672.244.192	00187691		
3-gang, dimensions: 86 x 228 mm	Polished Onyx Black	D 20.673.240.192	00189391		
	Ice White	D 20.673.241.022	00189491		
	Polished Stone Alu	D 20.673.242.702	00189591		
	Polished Jade White	D 20.673.243.022	00189691		
	Golden Sand Black	D 20.673.244.192	00189791		
4-gang, dimensions: 86 x 299 mm	Polished Onyx Black	D 20.674.240.192	00191591		
	Ice White	D 20.674.241.022	00191691		
	Polished Stone Alu	D 20.674.242.702	00191791		
	Polished Jade White	D 20.674.243.022	00191891		
	Golden Sand Black	D 20.674.244.192	00191991		
5-gang, dimensions: 86 x 370 mm	Polished Onyx Black	D 20.675.240.192	00193791		
	Ice White	D 20.675.241.022	00193891		
	Polished Stone Alu	D 20.675.242.702	00193991		
	Polished Jade White	D 20.675.243.022	00194091		
	Golden Sand Black	D 20.675.244.192	00194191		



Combination frame NOVA Basis

For vertical and horizontal installation

1-gang, dimensions: 83 x 83 mm	Pure white	D 20.671.022 T	00020111		
	Piano black	D 20.671.192 T	00035111		
	Aluminium	D 20.671.702 T	00050111		
2-gang, dimensions: 83 x 154 mm	Pure white	D 20.672.022 T	00020211		
	Piano black	D 20.672.192 T	00035211		
	Aluminium	D 20.672.702 T	00050211		
3-gang, dimensions: 83 x 225 mm	Pure white	D 20.673.022 T	00020311		
	Piano black	D 20.673.192 T	00035311		
	Aluminium	D 20.673.702 T	00050311		
4-gang, dimensions: 83 x 296 mm	Pure white	D 20.674.022 T	00020411		
	Piano black	D 20.674.192 T	00035411		
	Aluminium	D 20.674.702 T	00050411		
5-gang, dimensions: 83 x 367 mm	Pure white	D 20.675.022 T	00020511		
	Piano black	D 20.675.192 T	00035511		
	Aluminium	D 20.675.702 T	00050511		



Combination frame NOVA Basis with labeling field and label holder for the basic element











1-gang, dimensions: 83 x 83 mm, with labeling field 7 x 58 mm	Pure white	D 20.671.022 T NA	00021111		
---	------------	-------------------	----------	--	--



NOVA

Article Description	Colour	Article no.	Order no.				
Combination frame NOVA Basis with labeling field and two label holders for the basic element							
2-gang, dimensions: 83 x 154 mm, for vertical installation, with 2 labeling fields 7 x 58 mm	Pure white	D 20.672.022 T NA	00021211				
Combination frame NOVA Basis with labeling field and three label holders for the basic element							
3-gang, dimensions: 83 x 225 mm, for vertical installation, with 3 labeling fields 7 x 58 mm	Pure white	D 20.673.022 T NA	00021521				
Combination frame NOVA Basis with labeling field and two label holders for the basic element							
2-gang, dimensions: 154 x 83 mm, for horizontal installation, with 2 labeling fields 7 x 58 mm	Pure white	D 20.682.022 T NA	00021011				
Combination frame NOVA Basis with labeling field and three label holders for the basic element							
3-gang, dimensions: 225 x 83 mm, for horizontal installation, with 3 labeling fields 7 x 58 mm	Pure white	D 20.683.022 T NA	00021311				
Combination frame NOVA Basis with labeling field and four label holders for the basic element							
4-gang, dimensions: 296 x 83 mm, for horizontal installation, with 4 labeling fields 7 x 58 mm	Pure white	D 20.684.022 T NA	00019111				
Combination frame NOVA Basis with labeling field and five label holders for the basic element							
5-gang, dimensions: 367 x 83 mm, for horizontal installation, with 5 labeling fields 7 x 58 mm	Pure white	D 20.685.022 T NA	00019211				
Rocker for 500-series basic elements							
For 2-way switch, intermediate switch, pushbutton (article no. D 516, D 517, D 550, D 550/4, D 556)							
NOVA brilliance	Pure white	D 20.540.022	00023411				
	Piano black	D 20.540.192	00038411				
	Aluminium	D 20.540.702	00053411				
NOVA tangenta	Pure white	D 20.530.022	00022011				
	Piano black	D 20.530.192	00037011				
	Aluminium	D 20.530.702	00052011				
Rocker for 500-series basic elements							
For 1-way 2-pole switch (article no. D 512)							
NOVA brilliance	Pure white	D 20.542.022	00024111				
	Piano black	D 20.542.192	00039111				
	Aluminium	D 20.542.702	00054111				



Article Description	Colour	Article no.	Order no.				
Rocker for 500-series basic elements							
For series bridged switch/pushbutton (article no. D 515, D 515 T)							
NOVA brilliance	Pure white	D 20.545.022	00024611				
	Piano black	D 20.545.192	00039611				
	Aluminium	D 20.545.702	00054611				
NOVA tangenta	Pure white	D 20.535.022	00022711				
	Piano black	D 20.535.192	00037711				
	Aluminium	D 20.535.702	00052711				
Rocker for 600-series basic elements with screw connection							
For 2-way 2-pole switch (article no. D 616/2)							
NOVA brilliance	Pure white	D 20.640.022	00024711				
	Piano black	D 20.640.192	00039711				
	Aluminium	D 20.640.702	00054711				
Rocker for 600-series basic elements with screw connection							
For 2-way 2-pole switch and 2-gang pushbutton (article no. D 616/6, D 619 T)							
NOVA brilliance	Pure white	D 20.645.022	00025211				
	Piano black	D 20.645.192	00040211				
	Aluminium	D 20.645.702	00055211				
NOVA tangenta	Pure white	D 20.635.022	00023211				
	Piano black	D 20.635.192	00038211				
	Aluminium	D 20.635.702	00053211				
Rocker for 500-series basic elements with lens							
For control and illuminated switches/pushbuttons (article no. D 516, D 517, D 516 GLK, D 550, D 550/4, D 550 GLK, D 556 GLK)							
NOVA brilliance	Pure white	D 20.540.022 GLK	00023511				
NOVA tangenta	Pure white	D 20.530.022 GLK	00022111				
Rocker for 500-series basic elements with lens							
For 1-way 2-pole switch (article no. D 512, D 512 GLK)							
NOVA brilliance	Piano black	D 20.542.192 GLK	00039211				
	Aluminium	D 20.542.702 GLK	00054211				
NOVA tangenta	Pure white	D 20.532.022 GLK	00022611				
Rocker for 600-series basic elements with screw connection, with lens							
For 1-way 2-pole switch, 16 A, with control light (article no. D 612/16 GLK)							
NOVA brilliance	Pure white	D 20.642.022 GLK	00024911				



NOVA

Article Description

Colour

Article no.

Order no.

Rocker for 500-series basic elements for pushbutton

(Article no. D 550, D 550/4, D 556) with symbol 'Light'

NOVA brillante	Pure white	D 20.540.022 L	00023711			
NOVA tangenta	Pure white	D 20.530.022 L	00022211			

Rocker for 500-series basic elements for pushbutton

(Article no. D 550, D 550/4, D 556) with symbol 'Bell'

NOVA brillante	Pure white	D 20.540.022 K	00023811			
----------------	------------	----------------	----------	--	--	---

Rocker for 500-series basic elements for pushbutton

(Article no. D 550, D 550/4, D 556) with symbol 'Door'

NOVA brillante	Pure white	D 20.540.022 T	00023911			
	Aluminium	D 20.540.702 T	00053911			



Rocker for 500-series basic elements with labeling field 7 x 44 mm

For 2-way switch, intermediate switch, pushbutton (article no. D 516, D 517, D 550, D 550/4, D 556)

NOVA brillante	Pure white	D 20.540.022 NA	00024011			
For 1-way 2-pole switch (article no. D 512)						
NOVA brillante	Pure white	D 20.542.022 NA	00024411			



Rocker for 500-series basic elements

For series bridged pushbutton, with symbol UP/DOWN (article no. D 515 T)








NOVA brillante	Pure white	D 20.544.022	00024511			
	Piano black	D 20.544.192	00039511			
	Aluminium	D 20.544.702	00054511			
NOVA tangenta	Pure white	D 20.534.022	00022811			
	Piano black	D 20.534.192	00037811			

Rocker for 600-series basic elements with screw connection

For blind switch and 2-gang pushbutton, with symbol UP/DOWN (article no. D 616/4, D 619 T)

NOVA brillante	Pure white	D 20.644.022	00025111			
	Piano black	D 20.644.192	00040111			
NOVA tangenta	Pure white	D 20.634.022	00023311			
	Piano black	D 20.634.192	00038311			











Article Description	Colour	Article no.	Order no.				
Rocker for group button							
For article no. D 254 T							
NOVA brilliance	Pure white	D 20.245.022 T	00025511				
For article no. D 254 T, with symbols							
NOVA brilliance	Pure white	D 20.244.022 T	00025411				
Rocker for mechanically regulated blind switch							
For article no. D 214, with symbols							
NOVA brilliance	Pure white	D 20.244.022 JR	00025311				
Central plate with button							
For rotary dimmer and potentiometer							
	Pure white	D 20.810.022 HR	00029913				
	Piano black	D 20.810.192 HR	00044913				
	Aluminium	D 20.810.702 HR	00059913				
Pushbutton fixture for pushbutton dimmer and pushbutton switch							
D 492 AN O.A., D 492 AB O.A. and D 493 O.A.							
	Pure white	D 20.420.022	00029513				
	Piano black	D 20.420.192	00044513				
Central plate with knob							
For roller shutter rotary button							
	Pure white	D 20.610.022 J	00027911				
Central plate with knob							
For timer switch 15 min.							
	Pure white	D 20.610.022 Z/15	00029211				
Central plate with knob							
For timer switch 120 min.							
	Pure white	D 20.610.022 Z/120	00029111				
Central plate with knob							
For 3-position switch, with 0 position							
	Pure white	D 20.610.022 S3	00028411				



NOVA









Article Description	Colour	Article no.	Order no.				
Hotel card switch with illumination							
1-pole, 2-way pushbutton, to be used as NC or NO, with N terminal, 6 A 250V~, with labeling field 7 x 52 mm, with central plate for combinations	Pure white	D 20.556.022 HC GLK	00027611				
Cover for programmable roller shutter switch							
For article no. D 405 R O.A.	Pure white	D 20.410.022 R	00029413				
Roller shutter timer switch 50 x 50 mm							
Insert with cover for flush-mounted installation, for standard cutout article no. D 20.670.xx ZV, with connection for sensors	Pure white	D 814 JS REINWEISS	00925893				
	Silver	D 814 JS SILBER	00925293				
<i>For functional description see page 39.</i>							
Surface-mounting box with closed base plate							
For vertical and horizontal installation, including cable entry blanking plate (article no. D 29.xx) and 1 cable input (article no. D 26.xx)							
1-gang, dimensions: W 83 x L 83 x H 43 mm	Pure white	D 20.691.022	00031031				
2-gang, dimensions: W 83 x L 154 x H 43 mm	Pure white	D 20.692.022	00031011				
Cable input							
For surface-mounting box D 20.692.xx	Pure white	D 26.02	00585011				
	Deep black	D 26.19	00585511				
Cable entry blanking plate							
For surface-mounting box D 20.692.xx	Pure white	D 29.02	00582611				












Article Description	Colour	Article no.	Order no.			
Sockets SCHUKO® for hospital installations, EDV installations or with overvoltage protection from page 150!						
Socket SCHUKO® with plug-in terminals						
2-pole, 16 A 250 V~, with connection terminals according to VDE 0620, with central plate for combinations	Pure white	D 20.6511.022 OKS	00027011			
	Piano black	D 20.6511.192 OKS	00036911			
	Aluminium	D 20.6511.702 OKS	00036811			
Socket SCHUKO® with plug-in terminals						
2-pole, 16 A 250 V~, with connection terminals according to VDE 0620, with central plate for combinations, with increased protection against electric shock	Pure white	D 20.6511.022	00026311			
	Piano black	D 20.6511.192	00041311			
	Aluminium	D 20.6511.702	00056311			
Socket SCHUKO® with plug-in terminals						
2-pole, 16 A 250 V~, with connection terminals according to VDE 0620, with central plate for combinations, with labeling field 7 x 44 mm, with increased protection against electric shock	Pure white	D 20.6511.022 NA	00026511			
Socket SCHUKO® with plug-in terminals						
2-pole, 16 A 250 V~, with connection terminals according to VDE 0620, with central plate for combinations, with hinged cover, with increased protection against electric shock	Pure white	D 20.6511.022 K	00026411			
	Piano black	D 20.6511.192 K	00041411			
	Aluminium	D 20.6511.702 K	00056411			
Socket SCHUKO® with screw terminals, with control light						
2-pole, 16 A 250 V~, with connection terminals according to VDE 0620, with central plate for combinations, with increased protection against electric shock	Pure white	D 20.6611.022 LED/4	00026611			
	Piano black	D 20.6611.192 LED/4	00041611			
	Aluminium	D 20.6611.702 LED/4	00056611			
<i>For replacement lighting elements see page 23.</i>						
Socket SCHUKO® with plug-in terminals and LED control light						
2polig, 16 A 250 V~, with connection terminals according to VDE 0620, with green LED as a voltage indicator, 230 V~/1 mA, LED lifetime approx. 10 years	Pure white	D 20.6511.022 LED/4	00032611			
same, with labeling field 7 x 44 mm	Pure white	D 20.6511.022 LED/4 NA	00032711			
<i>For replacement lighting elements see page 23.</i>						
Export socket with nickel-plated earth pin, with screw terminals						
2-pole, 10/16 A 250 V~, for 58-type installation boxes, with central plate for combinations, with increased protection against electric shock	Pure white	B 20.6671.022 SI	00026141			
	Piano black	B 20.6671.192 SI	00041141			
	Aluminium	B 20.6671.702 SI	00056141			
Export socket with nickel-plated earth pin, with plug-in terminals						
2-pole, 16 A 250 V~, for 58-type installation boxes, with central plate for combinations, with increased protection against electric shock	Pure white	B 20.6571.022 SI	00026041			
	Piano black	B 20.6571.192 SI	00041041			
	Aluminium	B 20.6571.702 SI	00056041			



NOVA






Article Description	Colour	Article no.	Order no.				
Export socket Denmark with plug-in terminals							
2-pole, 10 A 250 V~, with central plate for combinations, with increased protection against electric shock	Pure white	D 20.6671.022 DK	00026911				
USB socket SCHUKO® with plug-in terminals, 2.1 A							
2-pole, 16 A 250 V~, with connection terminals according to VDE 0620, with central plate for combinations, with USB socket type A for power supply and charge of mobile devices, USB charging current 2.1 A, USB charging voltage 5 V, with charging current monitoring, use of deep flush-mounted sockets recommended	White	D 6511.03 SI USB	00244061				
	Pure white	D 6511.02 SI USB	00243941				
	Aluminium	D 6511.70 SI USB	00244161				
USB power supply 2 A, no power consumption in Standby							
Without spreading for screw fastening, with 2 USB sockets type A for power supply and charge of mobile devices, the charging current is split automatically between the ports, short circuit protection, without central plate		D 1602/2.02 USB SPV O.A.	00238953				
Central plate for USB power supply 2 A D 1602/2.02 USB SPV O.A., incl. intermediate frame 50 x 50 mm	Pure white	D 20.610.022 USB SPV	00239153				
	Piano black	D 20.610.192 USB SPV	00239233				
	Aluminium	D 20.610.702 USB SPV	00239173				
Stereo loudspeaker connection box for loudspeaker connection cable up to 10 mm², with screw terminals							
Front connection via 2 x 2 screw-less terminals, rear-side with screw terminals, without central plate	Pure white	D 1930/4.02 O.A.	00902591				
	Anthrazit	D 1930/4.21 O.A.	00902491				
Central plate for telephone connection sockets 'Austria' and stereo loudspeaker connection socket D 1930/4 O.A.	Pure white	D 20.610.022 TDO	00028711				
Central plate with supporting frame							
For devices with 22.5 mm installation diameter, like e.g. signalling devices of the makes MOELLER, RAFI, SCHLEGEL etc.	Pure white	D 20.610.022 B	00027811				
same, for EMERGENCY/OFF switch	Yellow	D 20.610.312 B	00015711				
Central plate for COAX antenna sockets							
According to DIN 45 330, with 2 screws for different makes	Pure white	D 20.610.022 TV	00028811				
	Piano black	D 20.610.192 TV	00043811				
	Aluminium	D 20.610.702 TV	00058811				
<i>For basic elements see page 16/17.</i>							
Central plate for spur outlet							
With supporting frame and stress relieve	Pure white	D 20.610.022 AT	00027711				
	Piano black	D 20.610.192 AT	00042711				
	Aluminium	D 20.610.702 AT	00057711				






Article Description	Colour	Article no.	Order no.				
Central plate for TAE, UAE/TAE connection boxes							
For up to 3 connections	Pure white	D 20.610.022 TAE	00028611				
	Piano black	D 20.610.192 TAE	00043611				
<i>For basic elements see page 17/18.</i>							
Central plate for UAE connection boxes for 1 terminal							
For angled outlet, article no. D 1958 UAE O.A. and D 1958 UAE-C6A O.A.	Pure white	D 20.610.022 UAE/1 NA	00028911				
	Piano black	D 20.610.192 UAE/1 NA	00043911				
	Aluminium	D 20.610.702 UAE/1 NA	00058911				
<i>For basic elements see page 18.</i>							
Central plate for UAE connection boxes for 2 terminals							
For angled outlet, article no. D 1958/8 UAE O.A. and D 1958/8 UAE-C6A O.A.	Pure white	D 20.610.022 UAE/2 NA	00029011				
	Piano black	D 20.610.192 UAE/2 NA	00044011				
	Aluminium	D 20.610.702 UAE/2 NA	00059011				
<i>For basic elements see page 18.</i>							
Central plate for connecting communication systems for cable exit at front							
With metal supporting frame for screw fastening, blind, without cutout, for individual cutouts and holes	Pure white	D 20.677.022-Z	00027511				
Central plate for supporting frame D 600 MJ1–D 600 MJ13 for 1 Modular Jack							
With sliding cover and labeling field 7 x 44 mm	Pure white	D 20.610.022 MJ1 NA	00028111				
	Piano black	D 20.610.192 MJ1 NA	00043111				
<i>For basic elements see page 19/20.</i>							
Central plate for supporting frame D 600 MJ1–D 600 MJ13 for 2 Modular Jack							
With sliding cover and labeling field 7 x 44 mm	Pure white	D 20.610.022 MJ2 NA	00028211				
	Piano black	D 20.610.192 MJ2 NA	00043211				
	Aluminium	D 20.610.702 MJ2 NA	00058211				
<i>For basic elements see page 19/20.</i>							
Multimedia installation frame for 2 keystone modules							
Incl. central plate with supporting frame	Pure white	D 20.610/2.022 KEY	00335831				
	Aluminium	D 20.610/2.702 KEY	00335871				
Central plate							
With square standard cutout 50 x 50 mm, for connection boxes Of the makes Ackermann, Panduit, Reichle De Massari, Molex etc.	Pure white	D 20.670.022 ZV	00027211				
Central plate with cutout 55 x 55 mm							
For receiving switching devices with 55 x 55 mm center insert e. g. from SOMFY or Devireg	Pure white	D 20.022 JR	00100511				



NOVA

Article Description	Colour	Article no.	Order no.			
Blind cover						
With supporting frame for expansion mounting	Pure white	D 20.677.022	00027311			
	Piano black	D 20.677.192	00042311			
	Aluminium	D 20.677.702	00057311			
Light signal E10						
Without lamp and protective cover	Pure white	D 20.690.022 O.H.	00025711			
<i>For E10 glow/filament lamps see page 192.</i>						
Protective cover for light signal E10						
	Clear	D 690/2 KLAR	00391211			
	Red	D 690/3 ROT	00391311			
	Green	D 690/4 GRÜN	00391411			
LED light signal						
White LED light signal with radiation area of 42 x 42 mm, marking possible with 45 x 45 mm foil (visible area 42 x 42 mm), printed foil upon request, external dimensions: 55 x 55mm	Pure white	D 20.490.022 LED/2	00025613			
Technical data: Power supply voltage: 230 V~, 50 Hz Energy consumption: 60 mW Lifetime: > 50,000 hours Connection via plug-in terminals, connection cross section max. 2.5 mm ²						
Installation frame with central plate for combinations						
With metal supporting frame, for receiving Concept 45 devices with up to 45 mm width	Pure white	D 20.600.022 EMS	00418111			



Article Description	Colour	Article no.	Order no.				
EBERLE room thermostat							
Flush-mounted insert for screw fastening, temperature feedback – switching differential 0.5 K, with switch ON/OFF and control light, 1-pole, NC 10(4) A, AC 250 V		D 635 RTR O.A.	00971693				
Cover for combinations (article no. D 635 RTR O.A.)	Pure white	D 20.605.022 RTR	00940093				
	Piano black	D 20.605.192 RTR	00940493				
	Aluminium	D 20.605.702 RTR	00940793				
EBERLE room thermostat							
Flush-mounted insert for screw fastening, temperature feedback – switching differential 0.5 K, without switch, without control light, 1-pole, alternating 5(2) A, AC 250 V		D 636 RTR O.A.	00971893				
Cover for combinations (article no. D 636 RTR O.A.)	Pure white	D 20.606.022 RTR	00940193				
	Piano black	D 20.606.192 RTR	00940593				
EBERLE floor heating regulator							
Flush-mounted insert for screw fastening, for regulation of electric floor heating systems and floor tempering systems with 4 m NTC remote sensor, the floor temperature is regulated, switching differential approx. 1 K, temperature range approx. 10–50 °C, separate connector for time-controlled night reduction approx. 5 K, 1-pole, NO 10 A, 250 V~, according to EN50559		D 637 FTR O.A.	00980093				
Cover for combinations (article no. D 637 FTR O.A.)	Pure white	D 20.607.022 FTR	00940293				
	Piano black	D 20.607.192 FTR	00940693				
	Aluminium	D 20.607.702 FTR	00941093				



SOCKETLINE-FLEX/SOCKETLINE-CONNECT





The most modern way to install a socket.

When it comes to quick and economical socket installation, the patented Socketline system is exactly the right choice. Fully prewired according to your specifications, safe and faultless connection to Wieland or WAGO plug connectors is completed in no time at all. And the plastic cap protects the installation against soiling during painting work.




Socketline-Flex

Flexible coupling connection for quick and space-saving installation:



Installation instructions



Completely pre-wired 1-gang, 2-gang, 3-gang and 4-gang socket combinations for safe and quick installation. Prior to starting painting work, the installation is protected by plastic caps in order to prevent the contacts against contamination.

Socketline-Connect

Socketline-Connect offers a convenient, confusion-proof solution that is already prewired and precabled. Individual combinations of up to 4x with SCHUKO® socket, rocker switch, series switch and pushbutton are possible. And the right electrical outlet – halogen-free (green), airtight and dust-tight (orange) or with structural fire protection (red) – is available for every application.



Example combinations

Available plug connectors:



Socketline-Flex

Article Description

Colour

Article no.

Order no.


Note

Honeywell PEHA uses only products from WAGO and Wieland. The fitter is responsible for checking all products used in the installation.

SOCKETLINE-FLEX

Rocker switch with Wieland Gesis plug-in connector 10 A 250 V~


For installation in cavity walls, incl. cavity wall box

Universal switch (1-way/2-way switch) ¹⁾	H 516 GE ATT	00198621				
Series bridged switch	H 515 GE ATT	00198721				


¹⁾ In compliance with workplace regulations, can be illuminated with the aid of LED/glow/filament lamp elements, see page 23.

Rocker switch STANDARD with Wieland Gesis plug-in connector and halogen-free installation box

Universal switch (1-way/2-way switch), internally wired, with brown coding plug S, for installation in cavity walls, incl. cavity wall box, with combination frame, 1-gang

Pure white	H 80.516/671.02 GE	00075501				


Series bridged switch, internally wired, with brown coding plug S, for installation in cavity walls, incl. cavity wall box, with combination frame, 1-gang

Pure white	H 80.515/671.02 GE	00075511				


Dimensions: 81 x 81 mm

Rocker switch STANDARD with WAGO Winsta plug-in connector and halogen-free installation box

Universal switch (1-way/2-way switch), internally wired, with brown coding plug S, for installation in cavity walls, incl. cavity wall box, with combination frame, 1-gang

Pure white	H 80.516/671.02 WN	00075321				


Series bridged switch, internally wired, with brown coding plug S, for installation in cavity walls, incl. cavity wall box, with combination frame, 1-gang

Pure white	H 80.515/671.02 WN	00075331				

Dimensions: 81 x 81 mm

Combination STANDARD with Wieland Gesis plug-in connector and halogen-free installation box


Consisting of: Combination frame, 2-gang, universal switch (1-way/2-way switch), 10 A 250 V~, with brown coding plug S, socket SCHUKO® 2-pole, 16 A 250 V, with black coding plug A, internally wired, for installation in cavity walls, incl. cavity wall box

Pure white	H 80.516/6611/672.02 GE	00075521				

Dimensions: 152 x 81 mm

Combination STANDARD with WAGO Winsta plug-in connector and halogen-free installation box










Consisting of: Combination frame, 2-gang, universal switch (1-way/2-way switch), 10 A 250 V~, with brown coding plug S, socket SCHUKO® 2-pole, 16 A 250 V, with black coding plug A, internally wired, for installation in cavity walls, incl. cavity wall box

Pure white	H 80.516/6611/672.02 WN	00075341				

Dimensions: 152 x 81 mm



Socketline-Flex

Article Description	Colour	Article no.	Order no.				
Socket SCHUKO® STANDARD with Wieland Gesis plug-in connector and halogen-free installation box							
2-pole, 10/16 A 250 V-, internally wired, with black coding plug A, for installation in cavity walls, incl. cavity wall box, with combination frame, 1-gang	Pure white	H 80.6611/671.02 GE	00075461				
Dimensions: 81 x 81 mm							
Socket SCHUKO® STANDARD with WAGO Winsta plug-in connector and halogen-free installation box							
2-pole, 10/16 A 250 V-, internally wired, with black coding plug A, for installation in cavity walls, incl. cavity wall box, with combination frame, 1-gang	Pure white	H 80.6611/671.02 WN	00075281				
Dimensions: 81 x 81 mm							
Combination STANDARD with Wieland Gesis plug-in connector and halogen-free installation box							
Consisting of: Combination frame, 3-gang, serial socket SCHUKO® 2-pole, 16 A 250 V, with black coding plug A and an empty slot for individual use, internally wired, for installation in cavity walls, incl. cavity wall box	Pure white	H 80.6612/673.02 GE	00075491				
Dimensions: 223 x 81 mm							
Combination STANDARD with WAGO Winsta plug-in connector and halogen-free installation box							
Consisting of: Combination frame, 3-gang, serial socket SCHUKO® 2-pole, 16 A 250 V, with black coding plug A and an empty slot for individual use, internally wired, for installation in cavity walls, incl. cavity wall box	Pure white	H 80.6612/673.02 WN	00075311				
Dimensions: 223 x 81 mm							
Serial socket SCHUKO® STANDARD with Wieland Gesis plug-in connector							
2-pole, 10/16 A 250 V-, internally wired, with black coding plug A, for installation in cavity walls, incl. cavity wall box, with combination frame, 2-gang	White	H 80.6612/672 GE W	00073801				
	Pure white	H 80.6612/672.02 GE	00073921				
Dimensions: 152 x 81 mm							
Serial socket SCHUKO® STANDARD with Wieland Gesis plug-in connector, with two labeling fields							
2-pole, 10/16 A 250 V-, internally wired, with black coding plug A, for installation in cavity walls, incl. cavity wall box, with combination frame, 2-gang, with two labeling fields 7 x 44 mm, with increased protection against electric shock	White	H 80.6612/672 SI NA GE W	00073831				
	Pure white	H 80.6612/672.02 SI NA GE	00073951				
same, with combination frame STANDARD Inline, 2-gang	White	H 80.6612/572 SI NA GE W	00073861				
	Pure white	H 80.6612/572.02 SI NA GE	00074571				
Dimensions: 152 x 81 mm							
Serial socket SCHUKO® STANDARD with Wieland Gesis plug-in connector, with two labeling fields and LED control light							
2-pole, 10/16 A 250 V-, internally wired, with black coding plug A, for installation in cavity walls, incl. cavity wall box, with combination frame, 2-gang, with two labeling fields 7 x 44 mm, with increased protection against electric shock, with green LED as a voltage indicator, 230 V~/1 mA		H 80.6612/672 SI NA LED GE W	00073891				
	Pure white	H 80.6612/672.02 SI NA LED GE	00073981				
Dimensions: 152 x 81 mm							
<i>For replacement lighting elements see page 23.</i>							
Serial socket SCHUKO® STANDARD with WAGO Winsta plug-in connector							
2-pole, 10/16 A 250 V-, internally wired, with black coding plug A, for installation in cavity walls, incl. cavity wall box, with combination frame, 2-gang	White	H 80.6612/672 WN W	00074011				
	Pure white	H 80.6612/672.02 WN	00074131				
Dimensions: 152 x 81 mm							



Socketline-Flex

Article Description

Colour

Article no.

Order no.

Serial socket SCHUKO® STANDARD with WAGO Winsta plug-in connector, with two labeling fields

2-pole, 10/16 A 250 V~, internally wired, with black coding plug A, for installation in cavity walls, incl. cavity wall box, with combination frame, 2-gang, with two labeling fields 7 x 44 mm, with increased protection against electric shock

White	H 80.6612/672 SI NA WN W	00074041		
Pure white	H 80.6612/672.02 SI NA WN	00074161		



same, with combination frame STANDARD Inline, 2-gang
Dimensions: 152 x 81 mm

Serial socket SCHUKO® STANDARD with WAGO Winsta plug-in connector, with two labeling fields and LED control light

2-pole, 10/16 A 250 V~, internally wired, with black coding plug A, for installation in cavity walls, incl. cavity wall box, with combination frame, 2-gang, with two labeling fields 7 x 44 mm, with increased protection against electric shock, with green LED as a voltage indicator, 230 V~/1 mA

White	H 80.6612/672 SI NA LED WN W	00074101		
Pure white	H 80.6612/672.02 SI NA LED WN	00074191		



Dimensions: 152 x 81 mm

For replacement lighting elements see page 23.

3-gang socket SCHUKO® STANDARD with Wieland Gesis plug-in connector

2-pole, 10/16 A 250 V~, internally wired, with black coding plug A, for installation in cavity walls, incl. cavity wall box, with combination frame, 3-gang

White	H 80.6613/673 GE W	00073811		
Pure white	H 80.6613/673.02 GE	00073931		



Dimensions: 223 x 81 mm

3-gang socket SCHUKO® STANDARD with Wieland Gesis plug-in connector, with three labeling fields

2-pole, 10/16 A 250 V~, internally wired, with black coding plug A, for installation in cavity walls, incl. cavity wall box, with combination frame, 3-gang, with three labeling fields 7 x 44 mm, with increased protection against electric shock

White	H 80.6613/673 SI NA GE W	00073841		
Pure white	H 80.6613/673.02 SI NA GE	00073961		



same, with combination frame STANDARD Inline, 3-gang

White	H 80.6613/573 SI NA GE W	00073871		
Pure white	H 80.6613/573.02 SI NA GE	00074581		

Dimensions: 223 x 81 mm

3-gang socket SCHUKO® STANDARD with Wieland Gesis plug-in connector, with three labeling fields and LED control light

2-pole, 10/16 A 250 V~, internally wired, with black coding plug A, for installation in cavity walls, incl. cavity wall box, with combination frame, 3-gang, with three labeling fields 7 x 44 mm, with increased protection against electric shock, with green LED as a voltage indicator, 230 V~/1 mA

White	H 80.6613/673 SI NA LED GE W	00073901		
Pure white	H 80.6613/673.02 SI NA LED GE	00073991		



Dimensions: 223 x 81 mm

For replacement lighting elements see page 23.

3-gang socket SCHUKO® STANDARD with WAGO Winsta plug-in connector

2-pole, 10/16 A 250 V~, internally wired, with black coding plug A, for installation in cavity walls, incl. cavity wall box, with combination frame, 3-gang

White	H 80.6613/673 WN W	00074021		
Pure white	H 80.6613/673.02 WN	00074141		



Dimensions: 223 x 81 mm

3-gang socket SCHUKO® STANDARD with WAGO Winsta plug-in connector, with three labeling fields

2-pole, 10/16 A 250 V~, internally wired, with black coding plug A, for installation in cavity walls, incl. cavity wall box, with combination frame, 3-gang, with three labeling fields 7 x 44 mm, with increased protection against electric shock

White	H 80.6613/673 SI NA WN W	00074051		
Pure white	H 80.6613/673.02 SI NA WN	00074171		



same, with combination frame STANDARD Inline, 3-gang

White	H 80.6613/573 SI NA WN W	00074081		
-------	--------------------------	----------	--	--

Dimensions: 223 x 81 mm

3-gang socket SCHUKO® STANDARD with WAGO Winsta plug-in connector, with three labeling fields and LED control light

2-pole, 10/16 A 250 V~, internally wired, with black coding plug A, for installation in cavity walls, incl. cavity wall box, with combination frame, 3-gang, with three labeling fields 7 x 44 mm, with increased protection against electric shock, with green LED as a voltage indicator, 230 V~/1 mA






White	H 80.6613/673 SI NA LED WN W	00074111		
Pure white	H 80.6613/673.02 SI NA LED WN	00074201		



Dimensions: 223 x 81 mm

For replacement lighting elements see page 23.



Article Description	Colour	Article no.	Order no.			
4-gang socket SCHUKO® STANDARD with Wieland Gesis plug-in connector						
2-pole, 10/16 A 250 V-, internally wired, with black coding plug A, for installation in cavity walls, incl. cavity wall box, with combination frame, 4-gang	White	H 80.6614/674 GE W	00073821			
	Pure white	H 80.6614/674.02 GE	00073941			
Dimensions: 294 x 81 mm						
4-gang socket SCHUKO® STANDARD with Wieland Gesis plug-in connector, with four labeling fields						
2-pole, 10/16 A 250 V-, internally wired, with black coding plug A, for installation in cavity walls, incl. cavity wall box, with combination frame, 4-gang, with four labeling fields 7 x 44 mm, with increased protection against electric shock	White	H 80.6614/674 SI NA GE W	00073851			
	Pure white	H 80.6614/674.02 SI NA GE	00073971			
same, with combination frame STANDARD Inline, 4-gang	White	H 80.6614/574 SI NA GE W	00073881			
Dimensions: 294 x 81 mm						
4-gang socket SCHUKO® STANDARD with Wieland Gesis plug-in connector, with four labeling fields and LED control light						
2-pole, 10/16 A 250 V-, internally wired, with black coding plug A, for installation in cavity walls, incl. cavity wall box, with combination frame, 4-gang, with four labeling fields 7 x 44 mm, with increased protection against electric shock, with green LED as a voltage indicator, 230 V~/1 mA	White	H 80.6614/674 SI NA LED GE W	00073911			
	Pure white	H 80.6614/674.02 SI NA LED GE	00074001			
Dimensions: 294 x 81 mm						
For replacement lighting elements see page 23.						
4-gang socket SCHUKO® STANDARD with WAGO Winsta plug-in connector						
2-pole, 10/16 A 250 V-, internally wired, with black coding plug A, for installation in cavity walls, incl. cavity wall box, with combination frame, 4-gang	White	H 80.6614/674 WN W	00074031			
	Pure white	H 80.6614/674.02 WN	00074151			
Dimensions: 294 x 81 mm						
4-gang socket SCHUKO® STANDARD with WAGO Winsta plug-in connector, with four labeling fields						
2-pole, 10/16 A 250 V-, internally wired, with black coding plug A, for installation in cavity walls, incl. cavity wall box, with combination frame, 4-gang, with four labeling fields 7 x 44 mm, with increased protection against electric shock	White	H 80.6614/674 SI NA WN W	00074061			
	Pure white	H 80.6614/674.02 SI NA WN	00074181			
same, with combination frame STANDARD Inline, 4-gang	White	H 80.6614/574 SI NA WN W	00074091			
Dimensions: 294 x 81 mm						
4-gang socket SCHUKO® STANDARD with WAGO Winsta plug-in connector, with four labeling fields and LED control light						
2-pole, 10/16 A 250 V-, internally wired, with black coding plug A, for installation in cavity walls, incl. cavity wall box, with combination frame, 4-gang, with four labeling fields 7 x 44 mm, with increased protection against electric shock, with green LED as a voltage indicator, 230 V~/1 mA	White	H 80.6614/674 SI NA LED WN W	00074121			
	Pure white	H 80.6614/674.02 SI NA LED WN	00074211			
Dimensions: 294 x 81 mm						
For replacement lighting elements see page 23.						









Socketline-Flex

Article Description	Colour	Article no.	Order no.				
Rocker switch BADORA with Wieland Gesis plug-in connector and halogen-free installation box							
Universal switch (1-way/2-way switch), internally wired, with brown coding plug S, for installation in cavity walls, incl. cavity wall box, with combination frame, 1-gang	Pure white	H 11.516/671.02 GE	00075421				
Series bridged switch, internally wired, with brown coding plug S, for installation in cavity walls, incl. cavity wall box, with combination frame, 1-gang	Pure white	H 11.515/671.02 GE	00075431				
Dimensions: 83 x 83 mm							
Rocker switch BADORA with WAGO Winsta plug-in connector and halogen-free installation box							
Universal switch (1-way/2-way switch), internally wired, with brown coding plug S, for installation in cavity walls, incl. cavity wall box, with combination frame, 1-gang	Pure white	H 11.516/671.02 WN	00075241				
Series bridged switch, internally wired, with brown coding plug S, for installation in cavity walls, incl. cavity wall box, with combination frame, 1-gang	Pure white	H 11.515/671.02 WN	00075251				
Dimensions: 83 x 83 mm							
Combination BADORA with Wieland Gesis plug-in connector and halogen-free installation box							
Consisting of: Combination frame, 2-gang, universal switch (1-way/2-way switch), 10 A 250 V-, with brown coding plug S, socket SCHUKO® 2-pole, 16 A 250 V, with black coding plug A, internally wired, for installation in cavity walls, incl. cavity wall box	Pure white	H 11.516/6611/672.02 GE	00075441				
Dimensions: 154 x 83 mm							
Combination BADORA with WAGO Winsta plug-in connector and halogen-free installation box							
Consisting of: Combination frame, 2-gang, universal switch (1-way/2-way switch), 10 A 250 V-, with brown coding plug S, socket SCHUKO® 2-pole, 16 A 250 V, with black coding plug A, internally wired, for installation in cavity walls, incl. cavity wall box	Pure white	H 11.516/6611/672.02 WN	00075261				
Dimensions: 154 x 83 mm							
Socket SCHUKO® BADORA with Wieland Gesis plug-in connector and halogen-free installation box							
2-pole, 10/16 A 250 V-, internally wired, with black coding plug A, for installation in cavity walls, incl. cavity wall box, with combination frame, 1-gang	Pure white	H 11.6611/671.02 GE	00075381				
Dimensions: 83 x 83 mm							



Socketline-Flex

Article Description	Colour	Article no.	Order no.				
Serial socket SCHUKO® BADORA with Wieland Gesis plug-in connector and halogen-free installation box							
2-pole, 10/16 A 250 V-, internally wired, with black coding plug A, for installation in cavity walls, incl. cavity wall box, with combination frame, 2-gang	Pure white	H 11.6612/672.02 GE	00075391				
Dimensions: 154 x 83 mm							
3-gang socket SCHUKO® BADORA with Wieland Gesis plug-in connector and halogen-free installation box							
2-pole, 10/16 A 250 V-, internally wired, with black coding plug A, for installation in cavity walls, incl. cavity wall box, with combination frame, 3-gang	Pure white	H 11.6613/673.02 GE	00075401				
Dimensions: 225 x 83 mm							
Socket SCHUKO® BADORA with WAGO Winsta plug-in connector and halogen-free installation box							
2-pole, 10/16 A 250 V-, internally wired, with black coding plug A, for installation in cavity walls, incl. cavity wall box, with combination frame, 1-gang	Pure white	H 11.6611/671.02 WN	00075201				
Dimensions: 83 x 83 mm							
Serial socket SCHUKO® BADORA with WAGO Winsta plug-in connector and halogen-free installation box							
2-pole, 10/16 A 250 V-, internally wired, with black coding plug A, for installation in cavity walls, incl. cavity wall box, with combination frame, 2-gang	Pure white	H 11.6612/672.02 WN	00075211				
Dimensions: 154 x 83 mm							
3-gang socket SCHUKO® BADORA with WAGO Winsta plug-in connector and halogen-free installation box							
2-pole, 10/16 A 250 V-, internally wired, with black coding plug A, for installation in cavity walls, incl. cavity wall box, with combination frame, 3-gang	Pure white	H 11.6613/673.02 WN	00075221				
Dimensions: 225 x 83 mm							
Combination BADORA with Wieland Gesis plug-in connector and halogen-free installation box							
Consisting of: Combination frame, 3-gang, serial socket SCHUKO® 2-pole, 16 A 250 V, with black coding plug A and an empty slot for individual use, internally wired, for installation in cavity walls, incl. cavity wall box	Pure white	H 11.6612/673.02 GE	00075411				
Dimensions: 225 x 83 mm							
Combination BADORA with WAGO Winsta plug-in connector and halogen-free installation box							
Consisting of: Combination frame, 3-gang, serial socket SCHUKO® 2-pole, 16 A 250 V, with black coding plug A and an empty slot for individual use, internally wired, for installation in cavity walls, incl. cavity wall box	Pure white	H 11.6612/673.02 WN	00075231				
Dimensions: 225 x 83 mm							



Socketline-Flex

Article Description

Colour

Article no.

Order no.

Serial socket SCHUKO® NOVA with Wieland Gesis plug-in connector, with two labeling fields

2-pole, 10/16 A 250 V~, internally wired, with black coding plug A, for installation in cavity walls, incl. cavity wall box, with combination frame, 2-gang, with two labeling fields 7 x 44 mm, with increased protection against electric shock

Pure white

H 20.6612/682.022 NA GE

00074221



Dimensions: 154 x 83 mm

Serial socket SCHUKO® NOVA with Wieland Gesis plug-in connector, with two labeling fields and LED control light

2-pole, 10/16 A 250 V~, internally wired, with black coding plug A, for installation in cavity walls, incl. cavity wall box, with combination frame, 2-gang, with two labeling fields 7 x 44 mm, with increased protection against electric shock, with green LED as a voltage indicator, 230 V~/1 mA

Pure white

H 20.6612/682.022 NA LED GE

00074241



Dimensions: 154 x 83 mm

For replacement lighting elements see page 23.

Serial socket SCHUKO® NOVA with WAGO Winsta plug-in connector, with two labeling fields

2-pole, 10/16 A 250 V~, internally wired, with black coding plug A, for installation in cavity walls, incl. cavity wall box, with combination frame, 2-gang, with two labeling fields 7 x 44 mm, with increased protection against electric shock

Pure white

H 20.6612/682.022 NA WN

00074261



Dimensions: 154 x 83 mm

3-gang socket SCHUKO® NOVA with Wieland Gesis plug-in connector, with three labeling fields

2-pole, 10/16 A 250 V~, internally wired, with black coding plug A, for installation in cavity walls, incl. cavity wall box, with combination frame, 3-gang, with three labeling fields 7 x 44 mm, with increased protection against electric shock

Pure white

H 20.6613/683.022 NA GE

00074231



Dimensions: 225 x 83 mm

3-gang socket SCHUKO® NOVA with WAGO Winsta plug-in connector, with three labeling fields

2-pole, 10/16 A 250 V~, internally wired, with black coding plug A, for installation in cavity walls, incl. cavity wall box, with combination frame, 3-gang, with three labeling fields 7 x 44 mm, with increased protection against electric shock

Pure white

H 20.6613/683.022 NA WN

00074271



Dimensions: 225 x 83 mm

3-gang socket SCHUKO® NOVA with WAGO Winsta plug-in connector, with three labeling fields and LED control light

2-pole, 10/16 A 250 V~, internally wired, with black coding plug A, for installation in cavity walls, incl. cavity wall box, with combination frame, 3-gang, with three labeling fields 7 x 44 mm, with increased protection against electric shock, with green LED as a voltage indicator, 230 V~/1 mA

Pure white

H 20.6613/683.022 NA LED WN

00074291



Dimensions: 225 x 83 mm

For replacement lighting elements see page 23.



Article Description	Colour	Article no.	Order no.				
Serial socket SCHUKO® NOVA with Wieland Gesis plug-in connector, with two labeling fields, LED control light and orange socket							
2-pole, 10/16 A 250 V~, internally wired, with black coding plug A, for installation in cavity walls, incl. cavity wall box, with combination frame, 2-gang, with two labeling fields 7 x 44 mm, with increased protection against electric shock, with green LED as a voltage indicator, 230 V~/1 mA	Orange	H 20.6612/682.332 NA LED GE	00074301				
Dimensions: 154 x 83 mm							
For replacement lighting elements see page 23.							
Serial socket SCHUKO® NOVA with Wieland Gesis plug-in connector, with two labeling fields, LED control light and green socket							
2-pole, 10/16 A 250 V~, internally wired, with black coding plug A, for installation in cavity walls, incl. cavity wall box, with combination frame, 2-gang, with two labeling fields 7 x 44 mm, with increased protection against electric shock, with green LED as a voltage indicator, 230 V~/1 mA	Green	H 20.6612/682.422 NA LED GE	00074321				
Dimensions: 154 x 83 mm							
For replacement lighting elements see page 23.							
Serial socket SCHUKO® NOVA with WAGO Winsta plug-in connector, with two labeling fields, LED control light and orange socket							
2-pole, 10/16 A 250 V~, internally wired, with black coding plug A, for installation in cavity walls, incl. cavity wall box, with combination frame, 2-gang, with two labeling fields 7 x 44 mm, with increased protection against electric shock, with green LED as a voltage indicator, 230 V~/1 mA	Orange	H 20.6612/682.332 NA LED WN	00074341				
Dimensions: 154 x 83 mm							
For replacement lighting elements see page 23.							
Serial socket SCHUKO® NOVA with WAGO Winsta plug-in connector, with two labeling fields, LED control light and green socket							
2-pole, 10/16 A 250 V~, internally wired, with black coding plug A, for installation in cavity walls, incl. cavity wall box, with combination frame, 2-gang, with two labeling fields 7 x 44 mm, with increased protection against electric shock, with green LED as a voltage indicator, 230 V~/1 mA	Green	H 20.6612/682.422 NA LED WN	00074361				
Dimensions: 154 x 83 mm							
For replacement lighting elements see page 23.							
3-gang socket SCHUKO® NOVA with Wieland Gesis plug-in connector, with three labeling fields, LED control light and orange socket							
2-pole, 10/16 A 250 V~, internally wired, with black coding plug A, for installation in cavity walls, incl. cavity wall box, with combination frame, 3-gang, with three labeling fields 7 x 44 mm, with increased protection against electric shock, with green LED as a voltage indicator, 230 V~/1 mA	Orange	H 20.6613/683.332 NA LED GE	00074311				
Dimensions: 225 x 83 mm							
For replacement lighting elements see page 23.							
3-gang socket SCHUKO® NOVA with Wieland Gesis plug-in connector, with three labeling fields, LED control light and green socket							
2-pole, 10/16 A 250 V~, internally wired, with black coding plug A, for installation in cavity walls, incl. cavity wall box, with combination frame, 3-gang, with three labeling fields 7 x 44 mm, with increased protection against electric shock, with green LED as a voltage indicator, 230 V~/1 mA	Green	H 20.6613/683.422 NA LED GE	00074331				
Dimensions: 225 x 83 mm							
For replacement lighting elements see page 23.							
3-gang socket SCHUKO® NOVA with WAGO Winsta plug-in connector, with three labeling fields, LED control light and orange socket							
2-pole, 10/16 A 250 V~, internally wired, with black coding plug A, for installation in cavity walls, incl. cavity wall box, with combination frame, 3-gang, with three labeling fields 7 x 44 mm, with increased protection against electric shock, with green LED as a voltage indicator, 230 V~/1 mA	Orange	H 20.6613/683.332 NA LED WN	00074351				
Dimensions: 225 x 83 mm							
For replacement lighting elements see page 23.							
3-gang socket SCHUKO® NOVA with WAGO Winsta plug-in connector, with three labeling fields, LED control light and green socket							
2-pole, 10/16 A 250 V~, internally wired, with black coding plug A, for installation in cavity walls, incl. cavity wall box, with combination frame, 3-gang, with three labeling fields 7 x 44 mm, with increased protection against electric shock, with green LED as a voltage indicator, 230 V~/1 mA	Green	H 20.6613/683.422 NA LED WN	00074371				
Dimensions: 225 x 83 mm							
For replacement lighting elements see page 23.							



Socketline-Connect




Article Description

Colour

Article no.

Order no.

SOCKETLINE-CONNECT

Rocker switch with WAGO Winsta RD plug-in connector and airtight electrical outlet, with cable					NEW
Universal switch (1-way/2-way switch), internally wired for installation in cavity walls, incl. cavity wall box and airtight electrical outlet, with brown coding plug S, with preassembled cable whip, cable length 30 cm, with combination frame, 1-gang					
STANDARD, dimensions: 81 x 81 mm	Pure white	D 80.516/671.02 RD30 LD	00076061		
BADORA, dimensions: 83 x 83 mm	Pure white	D 11.516/671.02 RD30 LD	00076161		
Series bridged switch, internally wired for installation in cavity walls, incl. cavity wall box and airtight electrical outlet, with brown coding plug S, with preassembled cable whip, cable length 30 cm, with combination frame, 1-gang					
STANDARD, dimensions: 81 x 81 mm	Pure white	D 80.515/671.02 RD30 LD	00076071		
BADORA, dimensions: 83 x 83 mm	Pure white	D 11.515/671.02 RD30 LD	00076171		
Pushbutton 1-pole, internally wired for installation in cavity walls, incl. cavity wall box and airtight electrical outlet, with brown coding plug S, with preassembled cable whip, cable length 30 cm, with combination frame, 1-gang					
STANDARD, dimensions: 81 x 81 mm	Pure white	D 80.550/671.02 RD30 LD	00076081		
BADORA, dimensions: 83 x 83 mm	Pure white	D 11.550/671.02 RD30 LD	00076181		






Socketline-Connect

Article Description

Colour

Article no.

Order no.

Rocker switch with WAGO Winsta plug-in connector and airtight electrical outlet, with cable					NEW
Universal switch (1-way/2-way switch), internally wired for installation in cavity walls, incl. cavity wall box and airtight electrical outlet, with brown coding plug S, with preassembled cable whip, cable length 30 cm, with combination frame, 1-gang					
STANDARD, dimensions: 81 x 81 mm	Pure white	D 80.516/671.02 WN30 LD	00076261		
BADORA, dimensions: 83 x 83 mm	Pure white	D 11.516/671.02 WN30 LD	00076361		
same, but for the WINSTA MIDI distributor 770-638 prewired for off and economy 2-way switching					
STANDARD, dimensions: 81 x 81 mm	Pure white	D 80.516/671.02 SW WN30 LD	00077101		
BADORA, dimensions: 83 x 83 mm	Pure white	D 11.516/671.02 SW WN30 LD	00076981		
Series bridged switch, internally wired for installation in cavity walls, incl. cavity wall box and airtight electrical outlet, with brown coding plug S, with preassembled cable whip, cable length 30 cm, with combination frame, 1-gang					
STANDARD, dimensions: 81 x 81 mm	Pure white	D 80.515/671.02 WN30 LD	00076271		
BADORA, dimensions: 83 x 83 mm	Pure white	D 11.515/671.02 WN30 LD	00076371		
same, but intermediate switch					
STANDARD, dimensions: 81 x 81 mm	Pure white	D 80.517/671.02 WN30 LD	00077041		
BADORA, dimensions: 83 x 83 mm	Pure white	D 11.517/671.02 WN30 LD	00076861		
Pushbutton with WAGO Winsta plug-in connector and airtight electrical outlet, with cable					NEW
Pushbutton 1-pole, internally wired for installation in cavity walls, incl. cavity wall box and airtight electrical outlet, with brown coding plug S, with preassembled cable whip, cable length 30 cm, with combination frame, 1-gang					
STANDARD, dimensions: 81 x 81 mm	Pure white	D 80.550/671.02 WN30 LD	00076281		
BADORA, dimensions: 83 x 83 mm	Pure white	D 11.550/671.02 WN30 LD	00076381		



Socketline-Connect

Article Description

Colour

Article no.

Order no.

Rocker switch with Wieland Gesis plug-in connector and airtight electrical outlet, with cable					NEW
Universal switch (1-way/2-way switch), internally wired for installation in cavity walls, incl. cavity wall box and airtight electrical outlet, with brown coding plug S, with preassembled cable whip, cable length 30 cm, with combination frame, 1-gang					
STANDARD, dimensions: 81 x 81 mm	Pure white	D 80.516/671.02 GE30 LD	00076461		
BADORA, dimensions: 83 x 83 mm	Pure white	D 11.516/671.02 GE30 LD	00076561		
Series bridged switch, internally wired for installation in cavity walls, incl. cavity wall box and airtight electrical outlet, with brown coding plug S, with preassembled cable whip, cable length 30 cm, with combination frame, 1-gang					
STANDARD, dimensions: 81 x 81 mm	Pure white	D 80.515/671.02 GE30 LD	00076471		
BADORA, dimensions: 83 x 83 mm	Pure white	D 11.515/671.02 GE30 LD	00076571		
Pushbutton with Wieland Gesis plug-in connector and airtight electrical outlet, with cable					NEW
Pushbutton 1-pole, internally wired for installation in cavity walls, incl. cavity wall box and airtight electrical outlet, with brown coding plug S, with preassembled cable whip, cable length 30 cm, with combination frame, 1-gang					
STANDARD, dimensions: 81 x 81 mm	Pure white	D 80.550/671.02 GE30 LD	00076481		
BADORA, dimensions: 83 x 83 mm	Pure white	D 11.550/671.02 GE30 LD	00076581		






Socketline-Connect

Article Description

Colour

Article no.

Order no.

Combination with WAGO Winsta RD plug-in connector and airtight electrical outlet, with cable				NEW	
Consisting of: Combination frame, 2-gang, universal switch (1-way/2-way switch), 10 A 250 V-, with brown coding plug S, socket SCHUKO® 2-pole, 16 A 250 V, with black coding plug A, with increased protection against electric shock, for installation in cavity walls, incl. airtight electrical outlet, with preassembled cable whip, cable length 30 cm					
STANDARD, dimensions: 152 x 81 mm	Pure white	D 80.516/6611/672.02 SI RD30 LD	00076091		
BADORA, dimensions: 154 x 83 mm	Pure white	D 11.516/6611/672.02 SI RD30 LD	00076191		
					
Combination with WAGO Winsta plug-in connector and airtight electrical outlet, with cable				NEW	
Consisting of: Combination frame, 2-gang, universal switch (1-way/2-way switch), 10 A 250 V-, with brown coding plug S, socket SCHUKO® 2-pole, 16 A 250 V, with black coding plug A, with increased protection against electric shock, for installation in cavity walls, incl. airtight electrical outlet, with preassembled cable whip, cable length 30 cm					
STANDARD, dimensions: 152 x 81 mm	Pure white	D 80.516/6611/672.02 SI WN30 LD	00076291		
BADORA, dimensions: 154 x 83 mm	Pure white	D 11.516/6611/672.02 SI WN30 LD	00076391		
					
Combination with Wieland Gesis plug-in connector and airtight electrical outlet, with cable				NEW	
Consisting of: Combination frame, 2-gang, universal switch (1-way/2-way switch), 10 A 250 V-, with brown coding plug S, socket SCHUKO® 2-pole, 16 A 250 V, with black coding plug A, with increased protection against electric shock, for installation in cavity walls, incl. airtight electrical outlet, with preassembled cable whip, cable length 30 cm					
STANDARD, dimensions: 152 x 81 mm	Pure white	D 80.516/6611/672.02 SI GE30 LD	00076491		
BADORA, dimensions: 154 x 83 mm	Pure white	D 11.516/6611/672.02 SI GE30 LD	00076591		
					



Socketline-Connect

Article Description

Colour

Article no.

Order no.

Socket SCHUKO® with WAGO Winsta RD plug-in connector and airtight electrical outlet, with cable					NEW
2-pole, 10/16 A 250 V~, with black coding plug A, with increased protection against electric shock, internally wired for installation in cavity walls, incl. airtight electrical outlet, with preassembled cable whip, cable length 30 cm, with combination frame, 1-gang					
STANDARD, dimensions: 81 x 81 mm	Pure white	D 80.6611/671.02 SI RD30 LD	00076011		
BADORA, dimensions: 83 x 83 mm	Pure white	D 11.6611/671.02 SI RD30 LD	00076111		
Socket SCHUKO® with WAGO Winsta plug-in connector and airtight electrical outlet, with cable					NEW
2-pole, 10/16 A 250 V~, with black coding plug A, with increased protection against electric shock, internally wired for installation in cavity walls, incl. airtight electrical outlet, with preassembled cable whip, cable length 30 cm, with combination frame, 1-gang					
STANDARD, dimensions: 81 x 81 mm	Pure white	D 80.6611/671.02 SI WN30 LD	00076211		
BADORA, dimensions: 83 x 83 mm	Pure white	D 11.6611/671.02 SI WN30 LD	00076311		
Socket SCHUKO® with Wieland Gesis plug-in connector and airtight electrical outlet, with cable					NEW
2-pole, 10/16 A 250 V~, with black coding plug A, with increased protection against electric shock, internally wired for installation in cavity walls, incl. airtight electrical outlet, with preassembled cable whip, cable length 30 cm, with combination frame, 1-gang					
STANDARD, dimensions: 81 x 81 mm	Pure white	D 80.6611/671.02 SI GE30 LD	00076411		
BADORA, dimensions: 83 x 83 mm	Pure white	D 11.6611/671.02 SI GE30 LD	00076511		



Socketline-Connect


Article Description

Colour


Article no.

Order no.


Serial socket SCHUKO® with WAGO Winsta RD plug-in connector and airtight electrical outlet, with cable				NEW	
2-pole, 10/16 A 250 V-, with black coding plug A, with increased protection against electric shock, internally wired for installation in cavity walls, incl. airtight electrical outlet, with preassembled cable whip, cable length 30 cm, with combination frame, 2-gang					
STANDARD, dimensions: 152 x 81 mm	Pure white	D 80.6612/672.02 SI RD30 LD	00076021		
BADORA, dimensions: 154 x 83 mm	Pure white	D 11.6612/672.02 SI RD30 LD	00076121		



Serial socket SCHUKO® with WAGO Winsta plug-in connector and airtight electrical outlet, with cable				NEW	
2-pole, 10/16 A 250 V-, with black coding plug A, with increased protection against electric shock, internally wired for installation in cavity walls, incl. airtight electrical outlet, with preassembled cable whip, cable length 30 cm, with combination frame, 2-gang					
STANDARD, dimensions: 152 x 81 mm	Pure white	D 80.6612/672.02 SI WN30 LD	00076221		
BADORA, dimensions: 154 x 83 mm	Pure white	D 11.6612/672.02 SI WN30 LD	00076321		



Serial socket SCHUKO® with Wieland Gesis plug-in connector and airtight electrical outlet, with cable				NEW	
2-pole, 10/16 A 250 V-, with black coding plug A, with increased protection against electric shock, internally wired for installation in cavity walls, incl. airtight electrical outlet, with preassembled cable whip, cable length 30 cm, with combination frame, 2-gang					
STANDARD, dimensions: 152 x 81 mm	Pure white	D 80.6612/672.02 SI GE30 LD	00076421		
BADORA, dimensions: 154 x 83 mm	Pure white	D 11.6612/672.02 SI GE30 LD	00076521		








Socketline-Connect

Article Description

Colour

Article no.

Order no.

3-gang socket SCHUKO® with WAGO Winsta RD plug-in connector and airtight electrical outlet, with cable				NEW	
2-pole, 10/16 A 250 V~, with black coding plug A, with increased protection against electric shock, internally wired for installation in cavity walls, incl. airtight electrical outlet, with preassembled cable whip, cable length 30 cm, with combination frame, 3-gang					
STANDARD, dimensions: 223 x 81 mm	Pure white	D 80.6613/673.02 SI RD30 LD	00076031		
BADORA, dimensions: 225 x 83 mm	Pure white	D 11.6613/673.02 SI RD30 LD	00076131		
					
3-gang socket SCHUKO® with WAGO Winsta plug-in connector and airtight electrical outlet, with cable				NEW	
2-pole, 10/16 A 250 V~, with black coding plug A, with increased protection against electric shock, internally wired for installation in cavity walls, incl. airtight electrical outlet, with preassembled cable whip, cable length 30 cm, with combination frame, 3-gang					
STANDARD, dimensions: 223 x 81 mm	Pure white	D 80.6613/673.02 SI WN30 LD	00076231		
BADORA, dimensions: 225 x 83 mm	Pure white	D 11.6613/673.02 SI WN30 LD	00076331		
					
3-gang socket SCHUKO® with Wieland Gesis plug-in connector and airtight electrical outlet, with cable				NEW	
2-pole, 10/16 A 250 V~, with black coding plug A, with increased protection against electric shock, internally wired for installation in cavity walls, incl. airtight electrical outlet, with preassembled cable whip, cable length 30 cm, with combination frame, 3-gang					
STANDARD, dimensions: 223 x 81 mm	Pure white	D 80.6613/673.02 SI GE30 LD	00076431		
BADORA, dimensions: 225 x 83 mm	Pure white	D 11.6613/673.02 SI GE30 LD	00076531		
					
4-gang socket SCHUKO® with WAGO Winsta RD plug-in connector and airtight electrical outlet, with cable				NEW	
2-pole, 10/16 A 250 V~, with black coding plug A, with increased protection against electric shock, internally wired for installation in cavity walls, incl. airtight electrical outlet, with preassembled cable whip, cable length 30 cm, with combination frame, 4-gang					
STANDARD, dimensions: 294 x 81 mm	Pure white	D 80.6614/674.02 SI RD30 LD	00076041		
BADORA, dimensions: 296 x 83 mm	Pure white	D 11.6614/674.02 SI RD30 LD	00076141		
					



Socketline-Connect

Article Description	Colour	Article no.	Order no.				
4-gang socket SCHUKO® with WAGO Winsta plug-in connector and airtight electrical outlet, with cable							NEW
2-pole, 10/16 A 250 V-, with black coding plug A, with increased protection against electric shock, internally wired for installation in cavity walls, incl. airtight electrical outlet, with preassembled cable whip, cable length 30 cm, with combination frame, 4-gang							
STANDARD, dimensions: 294 x 81 mm	Pure white	D 80.6614/674.02 SI WN30 LD	00076241				
BADORA, dimensions: 296 x 83 mm	Pure white	D 11.6614/674.02 SI WN30 LD	00076341				
4-gang socket SCHUKO® with Wieland Gesis plug-in connector and airtight electrical outlet, with cable							NEW
2-pole, 10/16 A 250 V-, with black coding plug A, with increased protection against electric shock, internally wired for installation in cavity walls, incl. airtight electrical outlet, with preassembled cable whip, cable length 30 cm, with combination frame, 4-gang							
STANDARD, dimensions: 294 x 81 mm	Pure white	D 80.6614/674.02 SI GE30 LD	00076441				
BADORA, dimensions: 296 x 83 mm	Pure white	D 11.6614/674.02 SI GE30 LD	00076541				
Combination with WAGO Winsta RD plug-in connector and airtight electrical outlet, with cable							NEW
Consisting of: Combination frame, 3-gang, serial socket SCHUKO® 2-pole, 16 A 250 V, with black coding plug A, with increased protection against electric shock and an empty slot for individual use, incl. airtight electrical outlet, with preassembled cable whip, cable length 30 cm							
STANDARD, dimensions: 223 x 81 mm	Pure white	D 80.6612/673.02 SI RD30 LD	00076051				
BADORA, dimensions: 225 x 83 mm	Pure white	D 11.6612/673.02 SI RD30 LD	00076151				
Combination with WAGO Winsta plug-in connector and airtight electrical outlet, with cable							NEW
Consisting of: Combination frame, 3-gang, serial socket SCHUKO® 2-pole, 16 A 250 V, with black coding plug A, with increased protection against electric shock and an empty slot for individual use, incl. airtight electrical outlet, with preassembled cable whip, cable length 30 cm							
STANDARD, dimensions: 223 x 81 mm	Pure white	D 80.6612/673.02 SI WN30 LD	00076251				
BADORA, dimensions: 225 x 83 mm	Pure white	D 11.6612/673.02 SI WN30 LD	00076351				
Combination with Wieland Gesis plug-in connector and airtight electrical outlet, with cable							NEW
Consisting of: Combination frame, 3-gang, serial socket SCHUKO® 2-pole, 16 A 250 V, with black coding plug A, with increased protection against electric shock and an empty slot for individual use, incl. airtight electrical outlet, with preassembled cable whip, cable length 30 cm							
STANDARD, dimensions: 223 x 81 mm	Pure white	D 80.6612/673.02 SI GE30 LD	00076451				
BADORA, dimensions: 225 x 83 mm	Pure white	D 11.6612/673.02 SI GE30 LD	00076551				



Socketline-Connect

Article Description

Colour

Article no.

Order no.

Rocker switch with Wieland Gesis plug-in connector and red installation box (fire protection), with cable

Universal switch (1-way/2-way switch), for installation in cavity walls, incl. fire-proof back box, with brown coding plug S, with preassembled cable whip, cable length 30 cm, with combination frame, 1-gang

STANDARD, dimensions: 81 x 81 mm

Pure white

H 80.516/671.02 GE30 BW

00075911

BADORA, dimensions: 83 x 83 mm

Pure white

H 11.516/671.02 GE30 BW

00075831



Series bridged switch, for installation in cavity walls, incl. fire-proof back box, with brown coding plug S, with preassembled cable whip, cable length 30 cm, with combination frame, 1-gang

STANDARD, dimensions: 81 x 81 mm

Pure white

H 80.515/671.02 GE30 BW

00075921

BADORA, dimensions: 83 x 83 mm

Pure white

H 11.515/671.02 GE30 BW

00075841



Rocker switch BADORA mit WAGO Winsta RD plug-in connector and halogen-free installation box, with cable

Universal switch (1-way/2-way switch), for installation in cavity walls, incl. cavity wall box, with brown coding plug S, with preassembled cable whip, cable length 30 cm, with combination frame, 1-gang

Pure white

H 11.516/671.02 RD30

00075051



Series bridged switch, for installation in cavity walls, incl. cavity wall box, with brown coding plug S, with preassembled cable whip, cable length 30 cm, with combination frame, 1-gang

Pure white

H 11.515/671.02 RD30





00075061



Dimensions: 83 x 83 mm



Socketline-Connect

Article Description	Colour	Article no.	Order no.				
Rocker switch BADORA with WAGO Winsta RD plug-in connector and red installation box (fire protection), with cable							
Universal switch (1-way/2-way switch), for installation in cavity walls, incl. fire-proof back box, with brown coding plug S, with preassembled cable whip, cable length 30 cm, with combination frame, 1-gang	Pure white	H 11.516/671.02 RD30 BW	00075131				
Series bridged switch for installation in cavity walls, incl. fire-proof back box, with brown coding plug S, with preassembled cable whip, cable length 30 cm, with combination frame, 1-gang	Pure white	H 11.515/671.02 RD30 BW	00075141				
Dimensions: 83 x 83 mm							
Combination with Wieland Gesis plug-in connector and red installation box (fire protection), with cable							
Consisting of: Combination frame, 2-gang, universal switch (1-way/2-way switch), 10 A 250 V-, with brown coding plug S, socket SCHUKO® 2-pole, 16 A 250 V, with black coding plug A, for installation in cavity walls, incl. fire-proof back box, with preassembled cable whip, cable length 30 cm							
STANDARD, dimensions: 152 x 81 mm	Pure white	H 80.516/6611/672.02 GE30 BW	00075931				
BADORA, dimensions: 154 x 83 mm	Pure white	H 11.516/6611/672.02 GE30 BW	00075851				
Combination BADORA with WAGO Winsta RD plug-in connector and halogen-free installation box, with cable							
Consisting of: Combination frame, 2-gang, universal switch (1-way/2-way switch), 10 A 250 V-, with brown coding plug S, socket SCHUKO® 2-pole, 16 A 250 V, with black coding plug A, for installation in cavity walls, incl. cavity wall box, with preassembled cable whip, cable length 30 cm							
	Pure white	H 11.516/6611/672.02 RD30	00075071				
Dimensions: 154 x 83 mm							



Socketline-Connect

Article Description

Colour

Article no.

Order no.

Combination BADORA with WAGO Winsta RD plug-in connector and red installation box (fire protection), with cable

Consisting of: Combination frame, 2-gang, universal switch (1-way/2-way switch), 10 A 250 V-, with brown coding plug S, socket SCHUKO® 2-pole, 16 A 250 V, with black coding plug A, for installation in cavity walls, incl. fire-proof back box, with preassembled cable whip, cable length 30 cm

Pure white

H 11.516/6611/672.02 RD30 BW

00075151



Dimensions: 154 x 83 mm

Combination with Wieland Gesis plug-in connector and red installation box (fire protection), with cable

Consisting of: Combination frame, 3-gang, serial socket SCHUKO® 2-pole, 16 A 250 V, with black coding plug A and an empty slot for individual use, for installation in cavity walls, incl. fire-proof back box, with preassembled cable whip, cable length 30 cm

STANDARD, dimensions: 223 x 81 mm

Pure white

H 80.6612/673.02 GE30 BW

00075901

BADORA, dimensions: 225 x 83 mm

Pure white

H 11.6612/673.02 GE30 BW

00075821



Combination BADORA with WAGO Winsta RD plug-in connector and halogen-free installation box, with cable

Consisting of: Combination frame, 3-gang, serial socket SCHUKO® 2-pole, 16 A 250 V, with black coding plug A and an empty slot for individual use, for installation in cavity walls, incl. cavity wall box, with preassembled cable whip, cable length 30 cm

Pure white

H 11.6612/673.02 RD30

00075041



Dimensions: 225 x 83 mm

Combination BADORA with WAGO Winsta RD plug-in connector and red installation box (fire protection), with cable

Consisting of: Combination frame, 3-gang, serial socket SCHUKO® 2-pole, 16 A 250 V, with black coding plug A and an empty slot for individual use, for installation in cavity walls, incl. fire-proof back box, with preassembled cable whip, cable length 30 cm

Pure white

H 11.6612/673.02 RD30 BW

00075181



Dimensions: 225 x 83 mm



Socketline-Connect

Article Description

Colour

Article no.

Order no.

Socket SCHUKO® with Wieland Gesis plug-in connector and red installation box (fire protection), with cable

2-pole, 10/16 A 250 V~, with black coding plug A, for installation in cavity walls, incl. fire-proof back box, with preassembled cable whip, cable length 30 cm, with combination frame, 1-gang

Article Description	Colour	Article no.	Order no.
STANDARD, dimensions: 81 x 81 mm	Pure white	H 80.6611/671.02 GE30 BW	00075871
BADORA, dimensions: 83 x 83 mm	Pure white	H 11.6611/671.02 GE30 BW	00075791



Serial socket SCHUKO® with Wieland Gesis plug-in connector and red installation box (fire protection), with cable

2-pole, 10/16 A 250 V~, with black coding plug A, for installation in cavity walls, incl. fire-proof back box, with preassembled cable whip, cable length 30 cm, with combination frame, 2-gang

STANDARD, dimensions: 152 x 81 mm	Pure white	H 80.6612/672.02 GE30 BW	00075881
BADORA, dimensions: 154 x 83 mm	Pure white	H 11.6612/672.02 GE30 BW	00075801



3-gang socket SCHUKO® with Wieland Gesis plug-in connector and red installation box (fire protection), with cable

2-pole, 10/16 A 250 V~, with black coding plug A, for installation in cavity walls, incl. fire-proof back box, with preassembled cable whip, cable length 30 cm, with combination frame, 3-gang

STANDARD, dimensions: 223 x 81 mm	Pure white	H 80.6613/673.02 GE30 BW	00075891
BADORA, dimensions: 225 x 83 mm	Pure white	H 11.6613/673.02 GE30 BW	00075811



Socket SCHUKO® BADORA with WAGO Winsta RD plug-in connector and halogen-free installation box, with cable

2-pole, 10/16 A 250 V~, with black coding plug A, for installation in cavity walls, incl. cavity wall box, with preassembled cable whip, cable length 30 cm, with combination frame, 1-gang

Pure white	H 11.6611/671.02 RD30	00075011
------------	-----------------------	----------

Dimensions: 83 x 83 mm








Socketline-Connect

Article Description	Colour	Article no.	Order no.				
Socket SCHUKO® BADORA with WAGO Winsta RD plug-in connector and red installation box (fire protection), with cable							
2-pole, 10/16 A 250 V~, with black coding plug A, for installation in cavity walls, incl. fire-proof back box, with preassembled cable whip, cable length 30 cm, with combination frame, 1-gang	Pure white	H 11.6611/671.02 RD30 BW	00075091				
Dimensions: 83 x 83 mm							
Serial socket SCHUKO® BADORA mit WAGO Winsta RD plug-in connector and halogen-free installation box, with cable							
2-pole, 10/16 A 250 V~, with black coding plug A, for installation in cavity walls, incl. cavity wall box, with preassembled cable whip, cable length 30 cm, with combination frame, 2-gang	Pure white	H 11.6612/672.02 RD30	00075021				
Dimensions: 154 x 83 mm							
Serial socket SCHUKO® BADORA with WAGO Winsta RD plug-in connector and red installation box (fire protection), with cable							
2-pole, 10/16 A 250 V~, with black coding plug A, for installation in cavity walls, incl. fire-proof back box, with preassembled cable whip, cable length 30 cm, with combination frame, 2-gang	Pure white	H 11.6612/672.02 RD30 BW	00075101				
Dimensions: 154 x 83 mm							
3-gang socket SCHUKO® BADORA mit WAGO Winsta RD plug-in connector and halogen-free installation box, with cable							
2-pole, 10/16 A 250 V~, with black coding plug A, for installation in cavity walls, incl. cavity wall box, with preassembled cable whip, cable length 30 cm, with combination frame, 3-gang	Pure white	H 11.6613/673.02 RD30	00075031				
Dimensions: 225 x 83 mm							



Socketline-Connect

Article Description	Colour	Article no.	Order no.				
3-gang socket SCHUKO® BADORA with WAGO Winsta RD plug-in connector and red installation box (fire protection), with cable							
2-pole, 10/16 A 250 V~, with black coding plug A, for installation in cavity walls, incl. fire-proof back box, with preassembled cable whip, cable length 30 cm, with combination frame, 3-gang	Pure white	H 11.6613/673.02 RD30 BW	00075111				
Dimensions: 225 x 83 mm							
Serial socket SCHUKO® BADORA with WAGO Winsta RD plug-in connector and halogen-free installation box, with cable							
2-pole, 10/16 A 250 V~, with black coding plug A, for installation in cavity walls, incl. cavity wall box, with preassembled cable whip, cable length 30 cm	Pure white	H 11.6612.02 RD30	00075081				
Dimensions: 85 x 120 mm							
Serial socket SCHUKO® with Wieland Gesis plug-in connector and red installation box (fire protection), with cable							
2-pole, 10/16 A 250 V~, with black coding plug A, for installation in cavity walls, incl. fire-proof back box, with preassembled cable whip, cable length 30 cm							
STANDARD, dimensions: 81 x 100 mm	Pure white	H 80.6512.02 GE30 BW	00075941				
BADORA, dimensions: 85 x 120 mm	Pure white	H 11.6612.02 GE30 BW	00075861				
Serial socket SCHUKO® BADORA with WAGO Winsta RD plug-in connector and red installation box (fire protection), with cable							
2-pole, 10/16 A 250 V~, with black coding plug A, for installation in cavity walls, incl. fire-proof back box, with preassembled cable whip, cable length 30 cm	Pure white	H 11.6612.02 RD30 BW	00075161				
Dimensions: 85 x 120 mm							
Dust protector cap for 500-series basic elements and sockets SCHUKO®							
(Not for sockets SCHUKO® with 45° and sockets SCHUKO® with lighting)		D 577	00194011				



CONCEPT 45 PROGRAMME




Versatility in use – individual in design.

Honeywell PEHA offers a perfected series of products with its flush-mounted range Concept 45. This makes Concept 45 a popular choice in any field. The installation and combination frames for fitted sockets with a 71 mm standard combination spacing allow quick and low-cost installation in either cavity wall or flush-mounted sockets, depending on the application.



Colour overview Concept 45



1



2



3

- 1 Pure white = 02 = similar to RAL 9010
- 2 Anthracite = 21 = similar to RAL 7021
- 3 Aluminium = 70 = enamelled

Colour overview Sockets



4



5



6

- 4 Orange = 33 = similar to RAL 2004
- 5 Red = 36 = similar to RAL 3003
- 6 Green = 42 = similar to RAL 6029

Installation devices Concept 45



7

Concept 45

- Sockets available in white, anthracite, aluminum, red, green, and orange
- With plug-in terminals
- With increased protection against electric shock
- For supply channels with 45 mm cutout



8



9

- 7 Socket pure white
- 8 Switch 22.5 mm, equipotential bonding, sockets SCHUKO®
- 9 Roller shutter rocker switch 45 mm, equipotential bonding, sockets SCHUKO®



Concept 45 programme

Article Description

Colour

Article no.

Order no.

Concept 45

The Concept 45 devices are installed in the cable channels by snapping in with 45 mm cover opening or adequate fixings. Unmounting is done by releasing the locking hook with an adequate screwdriver (for switches after pulling off the switch rocker).

Combination frame NOVA for Concept 45 with labeling field 7 x 44 mm

For installation frame for Concept 45 devices, for installation box or 2-gang channel wall boxes

For a device with a 90 mm width	Pure white	D 20.682/45.022 NA	00074831		
For a device with a 135 mm width	Pure white	D 20.683/45.022 NA	00074841		



Antenna socket Concept 45, 45 mm wide, 2-hole socket, for antennas, BK and satellite receiver devices

End box socket	Pure white	D 2721.02 E	00524211		
	Aluminium	D 2721.70 E	00524411		

Frequency: 5–862 MHz
Coupling attenuation: 1 dB
Back-channel attenuation: 14 dB
EMV protection class A



Antenna socket Concept 45, 45 mm wide, according to DIN 45 330, IEC and FTZ-directives, for antennas, BK and satellite receiver devices

End box socket	Pure white	D 2723.02 E	00524911		
	Anthracite	D 2723.21 E	00525011		
	Aluminium	D 2723.70 E	00525111		

Frequency: 5–2500 MHz
Coupling attenuation: 5–862 MHz 1 dB, 950–2500 MHz 2 dB
Back-channel attenuation: 14 dB
EMV protection class A for single units (3-hole end box socket), remote supply via SAT output



Built-in socket SCHUKO® Concept 45, 45 mm wide, with plug-in terminals

2-pole, 16 A 250 V~, with connection terminals according to VDE 0620, 1-gang, 0° straight, with increased protection against electric shock	Pure white	D 6211.02 EMS SI	00414111		
	Anthracite	D 6211.21 EMS SI	00512111		
	Aluminium	D 6211.70 EMS SI	00516111		
	Orange	D 6211.33 EMS SI	00517511		
	Red	D 6211.36 EMS SI	00517911		
	Green	D 6211.42 EMS SI	00518311		




Built-in socket SCHUKO® Concept 45, 90 mm wide, with plug-in terminals

2-pole, 16 A 250 V~, with connection terminals according to VDE 0620, 2-gang, 0° straight, with increased protection against electric shock	Pure white	D 6212.02 EMS SI	00414511		
	Anthracite	D 6212.21 EMS SI	00512211		
	Aluminium	D 6212.70 EMS SI	00516211		
	Orange	D 6212.33 EMS SI	00402511		
	Red	D 6212.36 EMS SI	00402711		
	Green	D 6212.42 EMS SI	00402611		



Built-in socket SCHUKO® Concept 45, 135 mm wide, with plug-in terminals

2-pole, 16 A 250 V~, with connection terminals according to VDE 0620, 3-gang, 0° straight, with increased protection against electric shock	Pure white	D 6213.02 EMS SI	00414911		
	Anthracite	D 6213.21 EMS SI	00512311		
	Aluminium	D 6213.70 EMS SI	00516311		
	Orange	D 6213.33 EMS SI	00403511		
	Red	D 6213.36 EMS SI	00403711		
	Green	D 6213.42 EMS SI	00518411		








Concept 45 programme

Article Description	Colour	Article no.	Order no.			
Built-in socket SCHUKO® Concept 45, 45 mm wide, with plug-in terminals						
2-pole, 16 A 250 V~, with connection terminals according to VDE 0620, 1-gang, 33° angled, with increased protection against electric shock	Pure white	D 6211.02 EMS SI WI	00414211			
	Anthracite	D 6211.21 EMS SI WI	00512511			
	Aluminium	D 6211.70 EMS SI WI	00516511			
	Orange	D 6211.33 EMS SI WI	00400311			
	Red	D 6211.36 EMS SI WI	00456211			
	Green	D 6211.42 EMS SI WI	00400411			
Built-in socket SCHUKO® Concept 45, 90 mm wide, with plug-in terminals						
2-pole, 16 A 250 V~, with connection terminals according to VDE 0620, 2-gang, 33° angled, with increased protection against electric shock	Pure white	D 6212.02 EMS SI WI	00414611			
	Anthracite	D 6212.21 EMS SI WI	00512611			
	Aluminium	D 6212.70 EMS SI WI	00516611			
	Orange	D 6212.33 EMS SI WI	00517611			
	Red	D 6212.36 EMS SI WI	00456711			
	Green	D 6212.42 EMS SI WI	00518511			
Built-in socket SCHUKO® Concept 45, 135 mm wide, with plug-in terminals						
2-pole, 16 A 250 V~, with connection terminals according to VDE 0620, 3-gang, 33° angled, with increased protection against electric shock	Pure white	D 6213.02 EMS SI WI	00415011			
	Anthracite	D 6213.21 EMS SI WI	00512711			
	Aluminium	D 6213.70 EMS SI WI	00516711			
	Orange	D 6213.33 EMS SI WI	00517711			
	Red	D 6213.36 EMS SI WI	00518011			
	Green	D 6213.42 EMS SI WI	00518611			
Export fitted socket Concept 45 with nickel-plated earth pin, 45 mm wide, with plug-in terminals						
2-pole, 10/16 A 250 V~, 1-gang, 0° straight, with increased protection against electric shock	Pure white	B 6271.02 EMS SI	00414341			
	Anthracite	B 6271.21 EMS SI	00512941			
	Aluminium	B 6271.70 EMS SI	00516941			
	Orange	B 6271.33 EMS SI	00401441			
	Red	B 6271.36 EMS SI	00401741			
	Green	B 6271.42 EMS SI	00401541			
Export fitted socket Concept 45 with nickel-plated earth pin, 90 mm wide, with plug-in terminals						
2-pole, 10/16 A 250 V~, 2-gang, 0° straight, with increased protection against electric shock	Pure white	B 6272.02 EMS SI	00414741			
	Anthracite	B 6272.21 EMS SI	00513041			
	Aluminium	B 6272.70 EMS SI	00517041			
	Orange	B 6272.33 EMS SI	00406341			
	Red	B 6272.36 EMS SI	00518141			
	Green	B 6272.42 EMS SI	00406441			
Export fitted socket Concept 45 with nickel-plated earth pin, 135 mm wide, with plug-in terminals						
2-pole, 10/16 A 250 V~, 3-gang, 0° straight, with increased protection against electric shock	Pure white	B 6273.02 EMS SI	00415141			
	Anthracite	B 6273.21 EMS SI	00513141			
	Aluminium	B 6273.70 EMS SI	00517141			
	Orange	B 6273.33 EMS SI	00405141			
	Red	B 6273.36 EMS SI	00405341			
	Green	B 6273.42 EMS SI	00405241			



Concept 45 programme

Article Description	Colour	Article no.	Order no.			
Export fitted socket Concept 45 with nickel-plated earth pin, 45 mm wide, with plug-in terminals						
2-pole, 10/16 A 250 V~, 1-gang, 33° angled, with increased protection against electric shock	Pure white	B 6271.02 EMS SI WI	00414441			
	Anthracite	B 6271.21 EMS SI WI	00513241			
	Aluminium	B 6271.70 EMS SI WI	00517241			
	Orange	B 6271.33 EMS SI WI	00402041			
	Red	B 6271.36 EMS SI WI	00402241			
	Green	B 6271.42 EMS SI WI	00402141			
Export fitted socket Concept 45 with nickel-plated earth pin, 90 mm wide, with plug-in terminals						
2-pole, 10/16 A 250 V~, 2-gang, 33° angled, with increased protection against electric shock	Pure white	B 6272.02 EMS SI WI	00414841			
	Anthracite	B 6272.21 EMS SI WI	00513341			
	Aluminium	B 6272.70 EMS SI WI	00517341			
	Orange	B 6272.33 EMS SI WI	00407041			
	Red	B 6272.36 EMS SI WI	00407441			
	Green	B 6272.42 EMS SI WI	00407341			
Export fitted socket Concept 45 with nickel-plated earth pin, 135 mm wide, with plug-in terminals						
2-pole, 10/16 A 250 V~, 3-gang, 33° angled, with increased protection against electric shock	Pure white	B 6273.02 EMS SI WI	00415241			
	Anthracite	B 6273.21 EMS SI WI	00513541			
	Aluminium	B 6273.70 EMS SI WI	00517441			
	Orange	B 6273.33 EMS SI WI	00405741			
	Red	B 6273.36 EMS SI WI	00405941			
	Green	B 6273.42 EMS SI WI	00405841			
Stress relieve						
For built-in sockets SCHUKO® and export built-in sockets Concept 45, 0° straight, sideways connectable, for connecting a 3-core cable, max. Ø 10 mm		D 62 Z	00415911			
Export built-in socket Concept 45 with plug-in terminals, 45 mm wide						
According to Swiss standard (SEV), 10 A, 250 V~, type 13, 1-gang, 0° straight, with increased protection against electric shock	Pure white	D 6271.02 CH EMS SI	00937591			







Concept 45 programme

Article Description

Colour







Article no.

Order no.

Cover for receiving up to 2 Modular Jack plug-in connectors, with sliding cover and labeling field 7 x 44 mm					
1½ devices (67,5 mm wide)					
<p>With red insert ADC KRONE MT-RJ 7023 1 303-xx, UTP 6830 1 302-xx, 6830 1 800-xx and 810-xx EFB ELEKTRONIK E-20061, E-20070, E-20072, E-20080/1, E-20090, 11201155, 11201166 MOLEX KSJ-00033-xx RADIALL type R280 MOD 804 + MOD 805, R280 MOD 802 and R280 MOD 807 SIEMON type MX-K-C5-80-ND, MX-K-C5-02-ND Telegärtner AMJ-S modul cat 6A, J00029K0050 and AMJ modul K cat 6A</p>	Pure white	D 610.02 MJ1 EMS/67,5	00423111		
<p>With transparent insert AMP/tyco 216811-1</p>	Pure white	D 610.02 MJ2 EMS/67,5	00423211		
<p>With black insert LEVITON 6A10G-RW6 cat 6A</p>	Pure white	D 610.02 MJ3 EMS/67,5	00423311		
<p>With yellow insert AMP/tyco 1116604-2, 1339015-1, 1375055-1, 1375188-1, 1711716-1, 1711592-1, 1711342-1, 1711160-1, 1711437-1, 1933284-2 Duplex LC adapter Daetwyler PS-GG45 400102 cat7A Nexans type N 420.66A, N 420.666G, N 420.730, N 420.735</p>	Pure white	D 610.02 MJ4 EMS/67,5	00423411		
<p>With green insert Commscope MGS400-xxx, MGS500-xxx, MGS600-xxx, MPS100E-xxx, M1BH-H-xxx R&M R30511,-2,-3 and 4 with adapter 310694</p>	Pure white	D 610.02 MJ5 EMS/67,5	00423511		
<p>With orange insert All modular jacks shown in the compatibility lists on pages 21/22 and 177/178 for the mounting plate D 600 MJ7</p>	Pure white	D 610.02 MJ7 EMS/67,5	00423711		
<p>With grey insert Lexel LexCom 125 and 250 with installation frame 30 658 0009</p>	Pure white	D 610.02 MJ10 EMS/67,5	00424211		
<p>With silver insert All modular jacks shown in the compatibility lists on pages 21/22 and 177/178 for the mounting plate D 600 MJ12</p>	Pure white	D 610.02 MJ12 EMS/67,5	00401611		
Cover Modular Jack for Concept 45, 45 mm wide					
<p>Communication output for Commscope MPS100E, MGS400, MGS500, MGS600, for cover plates of OBO, Rehau, Van Geel, PUK-Werke and GGK-Kanal, with 4.7 mm frame height, with labeling field 7 x 44 mm</p>	Pure white	D 610.02 LU/2 EMS/4,7	00415611		
Cover Modular Jack for Concept 45					
<p>Communication output for 1 Modular Jack with insulation displacement technology, 8-pole RJ45 non-shielded cat. 6, ½ device (22.5 mm wide)</p>	<p>Pure white Anthracite Aluminium</p>	<p>D 2758.02 UAE-C6 D 2758.21 UAE-C6 D 2758.70 UAE-C6</p>	<p>00572111 00572211 00572311</p>		
Cover Modular Jack for Concept 45					
<p>Communication output for 1 Modular Jack type LexCom 250 by colour adapter frame 30 658 000x, ½ device (22.5 mm wide)</p>	Pure white	D 610.02 KT-LEX EMS/22,5	00419411		
Cover Modular Jack for Concept 45					
<p>With Attema mounting clip C</p> <p>All modular jacks shown in the compatibility lists on pages 21/22 and 177/178 for the mounting plates D 600 MJ1, D 600 MJ7 and D 600 MJ12</p>	Pure white	D 610.02 MJ ATT EMS/C	00429011		



Concept 45 programme

Article Description	Colour	Article no.	Order no.				
Blind cover for Concept 45							
Cover as blind plug for a device (45 mm)	Pure white	D 677.02 EMS	00416211				
	Anthracite	D 677.21 EMS	00511911				
	Aluminium	D 677.70 EMS	00515911				
Blind cover for Concept 45							
Cover as blind plug for half a device (22.5 mm)	Pure white	D 677.02 EMS/22.5	00416311				
	Anthracite	D 677.21 EMS/22.5	00512011				
	Aluminium	D 677.70 EMS/22.5	00516011				
Potential conductor-connector Concept 45, 45 mm wide							
According to DIN 42 801 for the connection of an angled plug article no. D 1945, rear-side connector with screw studs M 6	Pure white	H 1741.02 PA EMS	00417221				
Installation frame STANDARD with central plate for combinations							
With metal supporting frame, for receiving Concept 45 devices with up to 45 mm width	Pure white	D 80.600.02 EMS	00219811				
Installation frame AURA with central plate for combinations							
With metal supporting frame, for receiving Concept 45 devices with up to 45 mm width (1 modul)	Pure white	D 20.600.02 EMS	00427211				
Installation frame NOVA with central plate for combinations							
With metal supporting frame, for receiving Concept 45 devices with up to 45 mm width	Pure white	D 20.600.022 EMS	00418111				



Concept 45 programme

Article Description

Colour

Article no.

Order no.

COVERS CONCEPT 45 FOR MULTIMEDIA

Cover Concept 45 with VGA connection cable

0.2 m connection cable, socket to socket

Pure white

D 2728.02 AK

00935591



Cover Concept 45 with DVI connection

DVI gender changer (24+5)

Pure white

D 2730.02

00935631



Cover Concept 45 with DVI connection

Connector to plug/screw terminals, assigned only digitally

Pure white

D 2730.02 S

00935711



Cover Concept 45 with cinch connection

3* cinch, socket to socket, white, yellow, red


Pure white

D 2731.02

00935751



COMPACTA PROGRAMME



Space-saving elegance for many different areas.

Restricted installation possibilities in furniture often mean that switches cannot be installed in the conventional way. This requires special products that can be perfectly installed in the smallest of spaces. With its COMPACTA range, Honeywell PEHA offers a full range of switches, sockets and special items that add highlights in terms of both quality and appearance.



Colour overview



1



2



3



4



5



6



7



8



9

- 1 Pure white = 02 = similar to RAL 9010
- 2 Agate grey = 13 = similar to RAL 7038
- 3 Deep black = 19 = similar to RAL 9005
- 4 Chrome = 60
- 5 Aluminium = 70 = enamelled
- 6 Yellow = 31 = similar to RAL 1003

- 7 Orange = 33 = similar to RAL 2004
- 8 Red = 36 = similar to RAL 3003
- 9 Green = 42 = similar to RAL 6029

Product examples



10



11



12



13



14

- 10 Series bridged switch
- 11 Blind button
- 12 UAE connection box
- 13 1-way switch with control light



15



16

- 14 Socket SCHUKO®
- 15 Socket SCHUKO® with labeling field
- 16 Export socket according to Swiss standard (SEV)

Application examples



18



19



20



21

- 18 In combination with surface-mounting box and channel input
- 19 Perfect in built-in cupboards
- 20 Practical in caravans and mobile homes
- 21 For use in shipbuilding










Small dimensions



In the COMPACTA programme too, Honeywell PEHA supplies a wide range of products for hospitals (page 150).




















COMPACTA programme

Article Description	Colour	Article no.	Order no.			
1-way switch with screw terminals						
1-pole, 10 A 250 V~, with 10 mm installation depth, with rocker	Pure white	D 711.02	00600111			
	Agate grey	D 711.13	00610111			
	Deep black	D 711.19	00615111			
	Chrome	D 711.60	00625111			
	Aluminium	D 711.70	00622411			
2-way switch with screw terminals						
1-pole, 10 A 250 V~, with 10 mm installation depth, with rocker	Pure white	D 716.02	00600611			
	Agate grey	D 716.13	00610611			
	Deep black	D 716.19	00615611			
	Chrome	D 716.60	00625611			
	Aluminium	D 716.70	00623011			
Series bridged switch with screw terminals						
10 A 250 V~, with 10 mm installation depth, with rocker	Pure white	D 715.02	00600511			
	Deep black	D 715.19	00615511			
	Aluminium	D 715.70	00622811			
1-way switch with screw terminals						
2-pole, 10 A 250 V~, with 10 mm installation depth, with rocker	Pure white	D 712.02	00600211			
	Agate grey	D 712.13	00610211			
	Deep black	D 712.19	00615211			
	Chrome	D 712.60	00625211			
	Aluminium	D 712.70	00622511			
1-way switch with screw terminals						
2-pole, 10 A 250 V~, with control light, with 10 mm installation depth, with rocker	Pure white	D 712.02 GLK	00600311			
	Deep black	D 712.19 GLK	00615311			
	Aluminium	D 712.70 GLK	00622611			
Pushbutton with screw terminals						
1-pole, NO, 10 A 250 V~, with 10 mm installation depth, with rocker	Pure white	D 750.02	00601111			
	Deep black	D 750.19	00616111			
	Chrome	D 750.60	00626111			
	Aluminium	D 750.70	00623511			
same, 2-pole	Pure white	D 752.02	00601211			
	Deep black	D 752.19	00616211			
same, 2-pole, with control light	Aluminium	D 752.70 GLK	00625811			
Series bridged pushbutton with screw terminals						
1-pole, 2 NO, 10 A 250 V~, with 10 mm installation depth, with rocker	Pure white	D 715.02 T	00600411			
	Deep black	D 715.19 T	00615411			
	Aluminium	D 715.70 T	00622911			










COMPACTA programme

Article Description	Colour	Article no.	Order no.																																																																																																																																																																																																																				
Blind button with screw terminals																																																																																																																																																																																																																							
1-pole, 2 NO, 10 A 250 V~, electric and mechanic interlock, with 10 mm installation depth, with rocker	Pure white	D 714.02 T	00603451																																																																																																																																																																																																																				
	Aluminium	D 714.70 T	00623441					Socket SCHUKO® with screw terminals								16 A 250 V~, with connection terminals according to VDE 0620, with 32 mm installation depth, with cover	Pure white	D 6711.02	00602011				Agate grey	D 6711.13	00612011			Deep black	D 6711.19	00617011			Aluminium	D 6711.70	00621011			Socket SCHUKO® with screw terminals								16 A 250 V~, with connection terminals according to VDE 0620, with 32 mm installation depth, with cover, with hinged cover	Pure white	D 6711.02 K	00602111				Deep black	D 6711.19 K	00617111			Chrome	D 6711.60 K	00627111			Aluminium	D 6711.70 K	00621211			same, with increased protection against electric shock	Pure white	D 6711.02 K SI	00612511				Socket SCHUKO® with screw terminals								16 A 250 V~, with connection terminals according to VDE 0620, with 32 mm installation depth, with cover, with increased protection against electric shock	Pure white	D 6711.02 SI	00602211				Agate grey	D 6711.13 SI	00612211			Deep black	D 6711.19 SI	00617211			Aluminium	D 6711.70 SI	00621311			Socket SCHUKO® 45° with screw terminals								16 A 250 V~, with connection terminals according to VDE 0620, with 32 mm installation depth, with cover	Pure white	D 6711.02 WI	00602311				Deep black	D 6711.19 WI	00617311			Only for insulation box D 701 DO DZ or D 702 DO.								Socket SCHUKO® 45° with control light, with screw terminals								16 A 250 V~, with connection terminals according to VDE 0620, with 32 mm installation depth, with cover	Pure white	D 6711.02 WI LED/4	00634111				Only for insulation box D 701 DO DZ or D 702 DO.								Export socket with nickel-plated earth pin, with screw terminals								10/16 A 250 V~, with 29 mm installation depth, with increased protection against electric shock	Pure white	D 6771.02 SI	00602811				Deep black	D 6771.19 SI	00617811			Aluminium	D 6771.70 SI	00622211			same, with hinged cover	Pure white	D 6771.02 K SI	00602711				Deep black	D 6771.19 K SI	00617711			Aluminium	D 6771.70 K SI	00622011			Export socket "USA" 125 V~, 2-pole + E, with screw terminals								With 24 mm installation depth, NEMA 5-15 R, 15 A 125 V~	Pure white	D 6770/15.02 US	00602511				Deep black	D 6770/15.19 US	00617511
Socket SCHUKO® with screw terminals																																																																																																																																																																																																																							
16 A 250 V~, with connection terminals according to VDE 0620, with 32 mm installation depth, with cover	Pure white	D 6711.02	00602011																																																																																																																																																																																																																				
	Agate grey	D 6711.13	00612011																																																																																																																																																																																																																				
	Deep black	D 6711.19	00617011																																																																																																																																																																																																																				
	Aluminium	D 6711.70	00621011																																																																																																																																																																																																																				
Socket SCHUKO® with screw terminals																																																																																																																																																																																																																							
16 A 250 V~, with connection terminals according to VDE 0620, with 32 mm installation depth, with cover, with hinged cover	Pure white	D 6711.02 K	00602111																																																																																																																																																																																																																				
	Deep black	D 6711.19 K	00617111																																																																																																																																																																																																																				
	Chrome	D 6711.60 K	00627111																																																																																																																																																																																																																				
	Aluminium	D 6711.70 K	00621211																																																																																																																																																																																																																				
same, with increased protection against electric shock	Pure white	D 6711.02 K SI	00612511																																																																																																																																																																																																																				
Socket SCHUKO® with screw terminals																																																																																																																																																																																																																							
16 A 250 V~, with connection terminals according to VDE 0620, with 32 mm installation depth, with cover, with increased protection against electric shock	Pure white	D 6711.02 SI	00602211																																																																																																																																																																																																																				
	Agate grey	D 6711.13 SI	00612211																																																																																																																																																																																																																				
	Deep black	D 6711.19 SI	00617211																																																																																																																																																																																																																				
	Aluminium	D 6711.70 SI	00621311																																																																																																																																																																																																																				
Socket SCHUKO® 45° with screw terminals																																																																																																																																																																																																																							
16 A 250 V~, with connection terminals according to VDE 0620, with 32 mm installation depth, with cover	Pure white	D 6711.02 WI	00602311																																																																																																																																																																																																																				
	Deep black	D 6711.19 WI	00617311																																																																																																																																																																																																																				
Only for insulation box D 701 DO DZ or D 702 DO.																																																																																																																																																																																																																							
Socket SCHUKO® 45° with control light, with screw terminals																																																																																																																																																																																																																							
16 A 250 V~, with connection terminals according to VDE 0620, with 32 mm installation depth, with cover	Pure white	D 6711.02 WI LED/4	00634111																																																																																																																																																																																																																				
Only for insulation box D 701 DO DZ or D 702 DO.																																																																																																																																																																																																																							
Export socket with nickel-plated earth pin, with screw terminals																																																																																																																																																																																																																							
10/16 A 250 V~, with 29 mm installation depth, with increased protection against electric shock	Pure white	D 6771.02 SI	00602811																																																																																																																																																																																																																				
	Deep black	D 6771.19 SI	00617811																																																																																																																																																																																																																				
	Aluminium	D 6771.70 SI	00622211																																																																																																																																																																																																																				
same, with hinged cover	Pure white	D 6771.02 K SI	00602711																																																																																																																																																																																																																				
	Deep black	D 6771.19 K SI	00617711																																																																																																																																																																																																																				
	Aluminium	D 6771.70 K SI	00622011																																																																																																																																																																																																																				
Export socket "USA" 125 V~, 2-pole + E, with screw terminals																																																																																																																																																																																																																							
With 24 mm installation depth, NEMA 5-15 R, 15 A 125 V~	Pure white	D 6770/15.02 US	00602511																																																																																																																																																																																																																				
	Deep black	D 6770/15.19 US	00617511																																																																																																																																																																																																																				




COMPACTA programme

Article Description	Colour	Article no.	Order no.			
Export socket "Great Britain" with screw terminals						
According to the BS 1363 'British Standard', with 20 mm installation depth, with increased protection against electric shock, 2-pole, 13 A 250 V~	Pure white	D 6771.02 GB	00602411			
	Deep black	D 6771.19 GB	00617411			
	Aluminium	D 6771.70 GB	00621611			
Export socket according to Swiss standard (SEV) with plug-in terminals						
10 A 250 V~, type 13, with 31 mm installation depth, with cover, with increased protection against electric shock	Pure white	D 6771.02 CH SI	00601811			
	Deep black	D 6771.19 CH SI	00616811			
Only for insulation box D 701 DO DZ or D 702 DO.						
Export socket according to Swiss standard (SEV) with screw terminals						
10 A 250 V~, type 13, with 31 mm installation depth, with cover, with increased protection against electric shock	Pure white	D 6771.02 CH-S SI	00606311			
	same, with hinged cover	Pure white	D 6771.02 K CH-S SI	00608011		
Export socket according to Swiss standard (SEV) with screw terminals						
16 A 250 V~, type 23, with 31 mm installation depth, with cover	Pure white	D 6771/16.02 CH-S	00612531			
Additional sockets available upon request!						
UAE connection box with screw terminals						
With 16 mm installation depth, 2 x 8-pole, ISDN-compatible, with 8 screw terminals, cat. 3	Pure white	D 1758/8.02 UAE	00601611			
	Deep black	D 1758/8.19 UAE	00616611			
Not to be used with insulation box!						
UAE cover						
For 1 or 2 terminals, knock-out type, compatible with Rutenbeck UAE surface-mounted insert	Pure white	D 710.02 UAE/2	00624811			
Not to be used with insulation box!						
Central plate for 1 Modular Jack						
With Attema mounting clip B, for 1 Modular Jack: All modular jacks shown in the compatibility lists on pages 21/22 and 177/178 for the mounting plate D 600 MJ4	Pure white	D 710.02 MJ ATT/B	00615811			



COMPACTA programme

Article Description	Colour	Article no.	Order no.				
Central plate for 1 Modular Jack							
With Attema mounting clip C, for 1 Modular Jack: All modular jacks shown in the compatibility lists on pages 21/22 and 177/178 for the mounting plates D 600 MJ1, D 600 MJ7 and D 600 MJ12	Pure white	D 710.02 MJ ATT/C	00615911				
Multimedia installation frame for 2 keystone modules							
	Pure white	D 710/2.02 KEY	00603011				
	Light grey	D 710/2.12 KEY	00603081				
	Deep black	D 710/2.19 KEY	00603041				
Blind cover							
	Pure white	D 777.02	00603811				
	Agate grey	D 777.13	00613811				
	Deep black	D 777.19	00618811				
	Aluminium	D 777.70	00624011				
With cutouts for the use of small plug-in connectors deliverable for communication systems upon request.							
Combination frame COMPACTA							
For vertical and horizontal installation							
1-gang, dimensions: 60 x 60 mm	Pure white	D 771.02	00603111				
	Agate grey	D 771.13	00613111				
	Deep black	D 771.19	00618111				
	Chrome	D 771.60	00628111				
	Aluminium	D 771.70	00623711				
2-gang, dimensions: 60 x 113 mm	Pure white	D 772.02	00603211				
	Agate grey	D 772.13	00613211				
	Deep black	D 772.19	00618211				
	Chrome	D 772.60	00628211				
	Aluminium	D 772.70	00623811				
3-gang, dimensions: 60 x 166 mm	Pure white	D 773.02	00603311				
	Agate grey	D 773.13	00613311				
	Deep black	D 773.19	00618311				
	Chrome	D 773.60	00628311				
	Aluminium	D 773.70	00623911				
1-gang, dimensions: 60 x 63 mm, with labeling field 7 x 44 mm	Pure white	D 771.02 NA	00600911				
Combination frame COMPACTA-PLUS							
For vertical and horizontal installation							
1-gang, dimensions: 60 x 64 mm	Pure white	D 781.02	00640111				
2-gang, dimensions: 60 x 117 mm	Pure white	D 782.02	00640211				
Not suitable for surface-mounting boxes!							











COMPACTA programme

Article Description	Colour	Article no.	Order no.				
Surface-mounting box, flat, for COMPACTA switches and pushbuttons							
With 1 stress relieve, 1-gang, dimensions: W 60 x L 60 x H 16 mm	Pure white	D 791.02 F	00603611				
	Agate grey	D 791.13 F	00613611				
	Deep black	D 791.19 F	00618611				
	Aluminium	D 791.70 F	00624211				
Surface-mounting box for all COMPACTA devices							
Without stress relieve, for vertical and horizontal installation, including cable entry blanking plate (article no. D 29.xx) and 1 cable input (article no. D 26.xx)							
1-gang, dimensions: W 60 x L 60 x H 37 mm	Pure white	D 791.02	00603511				
	Agate grey	D 791.13	00613511				
	Deep black	D 791.19	00618511				
	Aluminium	D 791.70	00624111				
same, 2-gang, dimensions: W 60 x L 113 x H 37 mm	Pure white	D 792.02	00603711				
	Agate grey	D 792.13	00613711				
	Deep black	D 792.19	00618711				
	Aluminium	D 792.70	00624311				
Cable entry blanking plate							
For surface-mounting box D 791.xx and D 792.xx	Pure white	D 29.02	00582611				
Spacer ring for reduction of the installation depth, height 6 mm							
1-gang, dimensions: W 60 x L 60 x H 6 mm	Pure white	D 71.02 ME	00603911				
	Deep black	D 71.19 ME	00618911				
Spacer ring for reduction of the installation depth, height 10 mm							
2-gang, dimensions: W 60 x L 113 x H 10 mm	Pure white	D 72.02 ME	00604811				
	Deep black	D 72.19 ME	00619011				
	Aluminium	D 72.70 ME	00623411				
Not to be used in connection with insulation box D 702-2 DO!							
Insulation box							
Strongly flame resistant according to VDE 0606, diameter 50 mm, halogen-free							
1-gang	Grey	D 701 DO	00604911				
1-gang, flat, only for switch and pushbutton	Grey	D 701 DO F	00604411				
1-gang*	Grey	D 701 DO DZ	00604611				
2-gang	Grey	D 702 DO	00609911				
2-gang, two-part	Grey	D 702-2 DO	00609811				
3-gang	Grey	D 703 DO	00609711				
*Special wall box only for dimmer and sockets SCHUKO® 45°.							
Mounting clip							
For 1 COMPACTA device without Insulation box, for cutout 47 x 47 mm							
For 1 mm thick walls	Natural	D 77/1 CL	00635111				
For 2 mm thick walls	Red	D 77/2 CL	00635211				



COMPACTA programme

Article Description	Colour	Article no.	Order no.				
Device holder							
For all COMPACTA devices, for mounting on DIN rail	Black	D 701 TR	00611311				
The devices holder may be used and installed only in compliance with the standards for medical care equipment according to EN 60601-1 and DIN VDE 0100-520.							
Adapter frame							
For increasing the height of devices holder article no. D 701 TR, max. 2 adapters D 70AR may be installed with the enclosed screws.							
Height 4 mm	Red	D 70 AR4	00610911				
Height 5 mm	Black	D 70 AR5	00611411				
Height 6 mm	Blue	D 70 AR6	00611011				
Labeling clip							
For installation on devices holder D 701 TR, labeling field size 7 x 31.5 mm, only for installation at rear into the 43.8 x 54 mm cutout	Pure white	D 71.02 NA	00626711				
	Orange	D 71.33 NA	00626811				
	Red	D 71.36 NA	00632611				
	Green	D 71.42 NA	00627211				
BUILT-IN SOCKETS IP44							
Socket SCHUKO® with screw terminals							
2-pole, 16 A 250 V~, unbreakable, with screw fastening, with hinged cover, 0° straight	Pure white	D 6711.02 WES	00648711				
Socket SCHUKO® with screw terminals							
2-pole, 16 A 250 V~, unbreakable, with screw fastening, with hinged cover, with labeling field 9 x 45 mm, 0° straight	Pure white	D 6711.02 NA WES	00636911				
Socket SCHUKO® with screw terminals							
2-pole, 16 A 250 V~, unbreakable, with screw fastening, with hinged cover, 45° angled	Pure white	D 6711.02 WI WES	00642911				
	Light grey	D 6711.12 WI WES	00635811				
	Orange	D 6711.33 WI WES	00642711				
	Green	D 6711.42 WI WES	00642811				
Socket SCHUKO® with screw terminals							
2-pole, 16 A 250 V~, unbreakable, with screw fastening, with hinged cover, with labeling field 9 x 45 mm, 45° angled	Pure white	D 6711.02 NA WI WES	00636411				
	Light grey	D 6711.12 NA WI WES	00635411				
	Orange	D 6711.33 NA WI WES	00636611				
	Green	D 6711.42 NA WI WES	00636811				
Insulation box for built-in sockets							
Strongly flame resistant according to VDE 0606, halogen-free							
1-gang for 0° straight	Grey	D 701 DO	00604911				
1-gang for 45° angled	Grey	D 701 DO DZ	00604611				



COMPACTA programme

Article Description

Colour

Article no.

Order no.


BUILT-IN SOCKETS FOR HOSPITAL PROGRAMME

Built-in sockets with grounding and compact design


Especially for installation in e. g. medical pillars. Equipped with phosphorus bronze grounding brackets, providing a contact force that conforms to DIN 42 801. The Built-in sockets excel in the VDE and KEMA tests.

Combination frame COMPACTA


For vertical and horizontal installation

1-gang, dimensions: 60 x 60 mm	Pure white	D 771.02	00603111		
	Orange	D 771.33	00677411		
	Red	D 771.36	00677711		
	Green	D 771.42	00677111		
	Yellow	D 771.31	00676811		
2-gang, dimensions: 60 x 113 mm	Pure white	D 772.02	00603211		
	Orange	D 772.33	00677511		
	Red	D 772.36	00677811		
	Green	D 772.42	00677211		
	Yellow	D 772.31	00676911		
3-gang, dimensions: 60 x 166 mm	Pure white	D 773.02	00603311		


Combination frame COMPACTA, with labeling field 7 x 44 mm

1-gang, dimensions: 60 x 63 mm	Pure white	D 771.02 NA	00600911		
	Orange	D 771.33 NA	00677311		
	Red	D 771.36 NA	00677911		
	Green	D 771.42 NA	00677011		

Socket SCHUKO® with plug-in terminals

16 A 250 V~, with connection terminals according to VDE 0620, with cover for front installation	Pure white	D 6511.02 ME	00264411		
same, with increased protection against electric shock	Pure white	D 6511.02 ME SI	00264711		
same, with LED control light, green	Pure white	D 6511.02 ME LED/4	00271611		
same, with increased protection against electric shock and LED control light, green	Pure white	D 6511.02 ME LED/4 SI	00272311		


Socket SCHUKO® with screw terminals

16 A 250 V~, with connection terminals according to VDE 0620, with cover for front installation	Pure white	D 6611.02 ME	00255011		
same, with increased protection against electric shock	Pure white	D 6611.02 ME SI	00255111		
same, with control light	Pure white	D 6611.02 ME GLK	00255211		
same, with increased protection against electric shock and control light	Pure white	D 6611.02 ME GLK SI	00255311		
same, 45° angled	Pure white	D 6611.02 ME WI	00254211		
same, with increased protection against electric shock and LED control light, green	Pure white	D 6611.02 ME LED/4 SI	00256151		

Socket SCHUKO® with plug-in terminals, LED control light, red cover and red socket


2-pole, 16 A 250 V~, with green LED as a voltage indicator, 230 V~/1 mA, LED lifetime approx. 10 years, with cover for front installation	Red	D 6511.36 ME LED/4	00271911		
same, with increased protection against electric shock	Red	D 6511.36 ME LED/4 SI	00272011		

Socket SCHUKO® with screw terminals, red cover and red socket

16 A 250 V~, with connection terminals according to VDE 0620, with cover for front installation	Red	D 6611.36 ME	00259011		
same, with increased protection against electric shock	Red	D 6611.36 ME SI	00259111		
same, with increased protection against electric shock and control light	Red	D 6611.36 ME LED/4 SI	00259311		
same, 45° angled	Red	D 6611.36 ME WI	00248911		



COMPACTA programme

Article Description	Colour	Article no.	Order no.				
Socket SCHUKO® with plug-in terminals, LED control light, green cover and green socket							
2-pole, 16 A 250 V~, with green LED as a voltage indicator, 230 V~/1 mA, LED lifetime approx. 10 years, with cover for front installation	Green	D 6511.42 ME LED/4	00269711				
same, with increased protection against electric shock	Green	D 6511.42 ME LED/4 SI	00269811				
Socket SCHUKO® with plug-in terminals, green cover and green socket							
16 A 250 V~, with connection terminals according to VDE 0620, with cover for front installation	Green	D 6511.42 ME	00264611				
same, with increased protection against electric shock	Green	D 6511.42 ME SI	00264911				
Socket SCHUKO® with screw terminals, green cover and green socket							
16 A 250 V~, with connection terminals according to VDE 0620, with cover for front installation	Green	D 6611.42 ME	00256011				
same, with increased protection against electric shock	Green	D 6611.42 ME SI	00256111				
same, with control light	Green	D 6611.42 ME GLK	00256211				
same, with increased protection against electric shock and control light	Green	D 6611.42 ME GLK SI	00256311				
same, 45° angled	Green	D 6611.42 ME WI	00254411				
Socket SCHUKO® with plug-in terminals, LED control light, orange cover and orange socket							
2-pole, 16 A 250 V~, with green LED as a voltage indicator, 230 V~/1 mA, LED lifetime approx. 10 years, with cover for front installation	Orange	D 6511.33 ME LED/4	00270811				
same, with increased protection against electric shock	Orange	D 6511.33 ME LED/4 SI	00270911				
Socket SCHUKO® with plug-in terminals, orange cover and orange socket							
16 A 250 V~, with connection terminals according to VDE 0620, with cover for front installation	Orange	D 6511.33 ME	00264511				
same, with increased protection against electric shock	Orange	D 6511.33 ME SI	00264811				
Socket SCHUKO® with screw terminals, orange cover and orange socket							
16 A 250 V~, with connection terminals according to VDE 0620, with cover for front installation	Orange	D 6611.33 ME	00257011				
same, with increased protection against electric shock	Orange	D 6611.33 ME SI	00257111				
same, with control light	Orange	D 6611.33 ME GLK	00257211				
same, with increased protection against electric shock and control light	Orange	D 6611.33 ME GLK SI	00257311				
same, with 45° angled	Orange	D 6611.33 ME WI	00254311				
Socket SCHUKO® with plug-in terminals, LED control light, yellow cover and yellow socket							
2-pole, 16 A 250 V~, with green LED as a voltage indicator, 230 V~/1 mA, LED lifetime approx. 10 years, with cover for front installation and increased protection against electric shock	Yellow	D 6511.31 ME LED/4 SI	00271111				
Socket SCHUKO® with screw terminals, yellow cover and yellow socket							
16 A 250 V~, with connection terminals according to VDE 0620, with cover for front installation and increased protection against electric shock	Yellow	D 6611.31 ME SI	00259811				
same, with control light	Yellow	D 6611.31 ME GLK	00257821				



COMPACTA programme

Article Description	Colour	Article no.	Order no.				
Export socket with screw terminals and nickel-plated earth pin							
2-pole, 10/16 A 250 V~, with cover for front installation, with increased protection against electric shock	Pure white	B 6671.02 ME SI	00280141				
	Red	B 6671.36 ME SI	00273541				
	Green	B 6671.42 ME SI	00280541				
Export socket with plug-in terminals and nickel-plated earth pin							
2-pole, 10/16 A 250 V~, with cover for front installation, with increased protection against electric shock	Pure white	B 6571.02 ME SI	00258041				
	Orange	B 6571.33 ME SI	00252541				
	Red	B 6571.36 ME SI	00252841				
	Green	B 6571.42 ME SI	00258541				
Export socket with screw terminals and nickel-plated earth pin							
2-pole, 10/16 A 250 V~, with cover for front installation, with increased protection against electric shock and control light	Pure white	B 6671.02 ME GLK SI	00255741				
	Orange	B 6671.33 ME GLK SI	00257541				
	Red	B 6671.36 ME GLK SI	00274241				
	Green	B 6671.42 ME GLK SI	00256541				
Export socket with plug-in terminals, nickel-plated earth pin and LED control light							
2-pole, 10/16 A 250 V~, with cover for front installation, with increased protection against electric shock	Pure white	B 6571.02 ME LED/4 SI	00255841				
	Orange	B 6571.33 ME LED/4 SI	00255941				
	Red	B 6571.36 ME LED/4 SI	00253641				
	Green	B 6571.42 ME LED/4 SI	00256741				
Labeling clip							
For ME built-in sockets, labeling field size 7 x 31.5 mm, only for installation at rear into the 43.8 x 54 mm cutout	Pure white	D 70.02 NA	00629411				
	Orange	D 70.33 NA	00629511				
	Red	D 70.36 NA	00629611				
	Green	D 70.42 NA	00627311				
Socket SCHUKO® COMPACTA with screw terminals and green cover							
16 A 250 V~, with connection terminals according to VDE 0620, with 32 mm installation depth, with cover, with hinged cover	Green	D 6711.42 K	00632311				
Socket SCHUKO® COMPACTA with screw terminals and orange cover							
16 A 250 V~, with connection terminals according to VDE 0620, with 32 mm installation depth, with cover, with hinged cover	Orange	D 6711.33 K	00632411				



COMPACTA programme

Article Description

Colour

Article no.

Order no.

COVERS COMPACTA FOR MULTIMEDIA

Cover COMPACTA with VGA connection

VGA gender changer	Pure white	D 1728.02	00942591		
--------------------	------------	-----------	----------	--	---

Cover COMPACTA with VGA connection cable

VGA socket to VGA socket, with 0.2 m cable	Pure white	D 1728.02 AK	00942791		
--	------------	--------------	----------	--	---


Cover COMPACTA with DVI connection

DVI gender changer (24+5)	Pure white	D 1730.02	00942891		
---------------------------	------------	-----------	----------	--	---

Cover COMPACTA with 2 DVI connection cables

DVI socket to DVI socket, with 0.2 m cable	Pure white	D 1730/2.02 AK	00943391		
--	------------	----------------	----------	--	---

Cover COMPACTA with VGA and DVI connection

VGA and DVI gender changer	Pure white	D 1733/2.02	00943491		
----------------------------	------------	-------------	----------	--	--



HOSPITAL PROGRAMME



A safe solution for every application.

The products from Honeywell PEHA impressively prove that an extremely attractive presentation of exemplary technology and safe operability is possible even in hospitals.



Colour overview



1



2



3



4



5



6

- 1 White = 03/W = similar to RAL 1013
- 2 Pure white = 02 = similar to RAL 9010
- 3 Yellow = 31 = similar to RAL 1003
- 4 Orange = 33 (high-gloss = 332) = similar to RAL 2004
- 5 Red = 36 (high-gloss = 362) = similar to RAL 3003
- 6 Green = 42 (high-gloss = 422) = similar to RAL 6029

Product sorting

The sorting of different products takes place in the order of the switch programmes.

All components can be combined with the latest programmes of switches, it is about the extensions to the existing programmes.



7



8



9



10



11

- 7 STANDARD from page 40
- 8 DIALOG from page 68
- 9 AURA from page 80
- 10 NOVA from page 90
- 11 COMPACTA from page 138

Features



12



13

- 12 Unmistakable coloured socket base
- 13 High light output from green LEDs
- 14 Hygienically easy-to-clean surfaces
- 15 Phosphorus bronze grounding brackets



14



15



Hospital programme

Article Description



Colour

Article no.

Order no.

Unbreakable socket SCHUKO® with plug-in terminals


Pull-proof by dowel fixture, with cover plate 100 x 100 mm, consisting of:

Unbreakable socket SCHUKO®	Pure white	D 80.6511.02 UB	00706311			
and cover 100 x 100 mm, unbreakable, with metal supporting frame, dowels and screws	White Pure white	D 80.671/100 UB W D 80.671/100.02 UB	00703011 00707811			

Additional unbreakable sockets SCHUKO® see STANDARD programme.


Unbreakable export socket with nickel-plated earth pin

Pull-proof by dowel fixture, with cover plate 100 x 100 mm, with metal supporting frame consisting of:

Unbreakable socket with screw terminals, with increased protection against electric shock and labeling field 7 x 44 mm	White	B 80.6671 NA SI W	00480941			
	Pure white	B 80.6671.02 NA SI	00489441			
same, with plug-in terminals	White	B 80.6571 NA SI W	00465741			
	Pure white	B 80.6571.02 NA SI	00465541			
and cover 100 x 100 mm, unbreakable, with metal supporting frame, dowels and screws	White	D 80.671/100 UB W	00703011			
	Pure white	D 80.671/100.02 UB	00707811			

Combination frame STANDARD Inline for channel installation

With small outer radius, for vertical and horizontal installation

1-gang, dimensions: 81 x 81 mm	Orange	D 80.571.33	00298111			
	Green	D 80.571.42	00299111			
	Red	D 80.571.36	00270111			
	Yellow	D 80.571.31	00553111			
2-gang, dimensions: 81 x 152 mm	Orange	D 80.572.33	00298211			
	Green	D 80.572.42	00299211			
	Red	D 80.572.36	00270211			
	Yellow	D 80.572.31	00553211			
3-gang, dimensions: 81 x 223 mm	Orange	D 80.573.33	00298311			
	Green	D 80.573.42	00299311			
	Red	D 80.573.36	00270311			
	Yellow	D 80.573.31	00553311			

Additional combination frames STANDARD: Page 42

Combination frame DIALOG: Page 70

Combination frame AURA: Page 82/83

Combination frame NOVA: Page 93-96

Combination frame STANDARD

For vertical and horizontal installation

1-gang, dimensions: 81 x 81 mm	Orange	D 80.671 OR	00197111			
	Green	D 80.671 GRÜN	00564111			
	Red	D 80.671 ROT	00552111			
2-gang, dimensions: 81 x 152 mm	Orange	D 80.672 OR	00197211			
	Green	D 80.672 GRÜN	00564211			
	Red	D 80.672 ROT	00552211			
3-gang, dimensions: 81 x 223 mm	Orange	D 80.673 OR	00197311			
	Green	D 80.673 GRÜN	00564311			
	Red	D 80.673 ROT	00552311			
	Yellow	D 80.673 GELB	00554311			

Additional combination frames STANDARD: Page 42

Combination frame DIALOG: Page 70

Combination frame AURA: Page 82/83

Combination frame NOVA: Page 93-96



Hospital programme

Article Description	Colour	Article no.	Order no.				
Surface-mounting box for combination frame STANDARD D 80.671							
For vertical and horizontal installation							
1-gang, dimensions: W 81 x L 81 x H 33 mm	Red	D 80.691 ROT	00552611				
Additional combination frames STANDARD: Page 42							
Combination frame DIALOG: Page 70							
Combination frame NOVA: Page 93–96							
Rocker 48 x 41 mm, STANDARD programme, with labeling field 7 x 44 mm, for switch							
1-pole, 2-way switch, intermediate switch, pushbutton for combinations	White/White	D 81.640 NA	00182011				
	White/Red	D 81.640.03 NA ROT	00182021				
	White/Green	D 81.640.03 NA GRÜN	00182031				
	Pure white/ Pure white	D 81.640.02 NA	00205911				
Rocker 48 x 41 mm, STANDARD programme, with labeling field 7 x 44 mm, for switch							
2- and 3-pole for combinations	White/White	D 81.642 NA	00184311				
	Pure white/ Pure white	D 81.642.02 NA	00206011				
	Red/Red	D 81.642.36 NA	00182121				
Rocker 48 x 41 mm, STANDARD programme, with labeling field 7 x 44 mm, for switch							
Series bridged switch, 2-way switch, series bridged push-button for combinations	Pure white/ Pure white	D 81.645.02 NA	00204911				
Rocker 48 x 41 mm, STANDARD programme, with labeling field 7 x 44 mm and control light, for switch							
1-pole, 2-way switch, intermediate switch, pushbutton for combinations	White/Green	D 81.640.03 GLK NA GRÜN	00182141				
	Pure white/ Pure white	D 81.640.02 GLK NA	00204811				
	Red/Red	D 81.640.36 GLK NA	00182181				
Heart alarm pushbutton with plug-in terminals							
Consisting of 2-way pushbutton D 556 GLK and filament lamp element D GLÜ 505/24, for single installation, with 24 V~ permanent illumination, with red cover, with labeling field 7 x 44 mm and clear hinged cover	Red/White	D 81.556 V K HERZ	00191911				
Pullcord 2-way pushbutton 24 V~ with plug-in terminals							
With permanent illumination, with central plate for combinations							
STANDARD	White	D 80.556 GLK/24 ZW	00193911				
	Pure white	D 80.556.02 GLK/24 Z	00194611				
When using the glow lamp element article no. D GL 505 also suitable for 230 V~.							
Alarm pushbutton with plug-in terminals							
1-pole, NO, for single installation, with rocker and clear, unbreakable hinged cover, consisting of:							
Pushbutton 230 V AC, 1-pole, NO		D 556	00193511				
Clear, unbreakable hinged cover for single installation	Clear	D 80.686 KLAR	00210011				



Hospital programme

Article Description

Colour

Article no.

Order no.

Hospital socket with earth terminal block

In class 1, 2 and 3 medical rooms, the grounding wires of the sockets shall be connected to the central grounding point of the given room. The size of the resistance of the grounding contact to the central grounding point is provided by the NEN 1010-7/A3:2005 and NEN 1010:2007 standards. **Honeywell PEHA has developed a socket specially for class 2 and 3 rooms, that allows for the direct 6 mm² connection!** The socket carries the KEMA-certificate (no. 21.14920.01) and is approved by TNO (no. PG/TG/98.142).



Socket SCHUKO® STANDARD with plug-in and screw terminals

With central plate for combinations, 2-pole, 10/16 A 250 V, connection for a 6 mm ² grounding	White	H 80.6511.03 EK6	00790621		
	Pure white	D 80.6511.02 EK6	00790721		
same, with increased protection against electric shock	Pure white	D 80.6511.02 SI EK6	00792221		
same, with increased protection against electric shock and labeling field 7 x 44 mm	Pure white	D 80.6511.02 SI NA EK6	00792621		

Socket SCHUKO® STANDARD with plug-in terminals and green socket

Connection for a 6 mm ² grounding, with LED control light and green socket, 2-pole, 16 A 250 V~, with green LED as a voltage indicator, 230 V~/1 mA, LED lifetime approx. 10 years, with increased protection against electric shock, with labeling field 7 x 44 mm	Green	D 80.6511.42 SI NA EK6 LED/4	00786661		
--	-------	------------------------------	----------	--	--

For replacement lighting elements see page 23.

Socket SCHUKO® STANDARD with plug-in terminals and orange socket

Connection for a 6 mm ² grounding, with LED control light and orange socket, 2-pole, 16 A 250 V~, with green LED as a voltage indicator, 230 V~/1 mA, LED lifetime approx. 10 years, with increased protection against electric shock, with labeling field 7 x 44 mm	Orange	D 80.6511.33 SI NA EK6 LED/4	00786621		
---	--------	------------------------------	----------	--	--

For replacement lighting elements see page 23.

Socket SCHUKO® STANDARD with plug-in terminals, LED control light, label "SV" and green socket

For 'emergency power supply', 2-pole, 16 A 250 V~, with green LED as a voltage indicator, 230 V~/1 mA, LED lifetime approx. 10 years, with green central plate for combinations	Green	D 80.6511.42 LED/4 SV	00785011		
same, with labeling field 7 x 44 mm	Green	D 80.6511.42 LED/4 NA SV	00785111		
same, with hinged cover and labeling field 10 x 49 mm	Green	D 80.6511.42 K LED/4 NA SV	00785311		

For replacement lighting elements see page 23.

Socket SCHUKO® STANDARD with screw terminals, label "SV" and green socket

For 'emergency power supply', 2-pole, 16 A 250 V~, with connection terminals according to VDE 0620, for single installation, with green cover plate	Green	D 80.6611 V GRÜN SV	00800911		
For combinations, with green central plate	Green	D 80.6611 GRÜN SV	00800011		
same, with labeling field 7 x 44 mm	Green	D 80.6611 NA GRÜN SV	00800111		
same, with increased protection against electric shock	Green	D 80.6611 SI GRÜN SV	00800611		
same, with control light	Green	D 80.6611.42 SV LED/4	00800211		
same, with control light and labeling field 7 x 44 mm	Green	D 80.6611.42 NA SV LED/4	00800311		
same, unbreakable, with labeling field 7 x 44 mm, with increased protection against electric shock	Green	D 80.6611 UB SI NA GRÜN SV	00705011		

For replacement lighting elements see page 23.

Socket SCHUKO® STANDARD with screw terminals, label "SV", green socket and hinged cover, unbreakable

For 'emergency power supply', 2-pole, 16 A 250 V~, with connection terminals according to VDE 0620, for combinations, with green central plate	Green	D 80.6611 K GRÜN SV	00801011		
same, with labeling field 10 x 49 mm	Green	D 80.6611 K NA GRÜN SV	00801111		
same, with increased protection against electric shock	Green	D 80.6611 K SI GRÜN SV	00801411		
same, with control light	Green	D 80.6611 K LED/4 GRÜN SV	00801211		
same, with control light and labeling field 10 x 49 mm	Green	D 80.6611.42 K NA SV LED/4	00801311		

For replacement lighting elements see page 23.



Hospital programme

Article Description

Colour

Article no.

Order no.

Socket SCHUKO® STANDARD with plug-in terminals and green socket

2-pole, 10/16 A 250V~, for combinations, with green central plate	Green	D 80.6511 GRÜN	00795111		
same, with labeling field 7 x 44 mm	Green	D 80.6511 NA GRÜN	00795611		
same, with increased protection against electric shock	Green	D 80.6511 SI GRÜN	00796121		
same, with increased protection against electric shock and labeling field 7 x 44 mm	Green	D 80.6511.42 SI NA	00791351		



Socket SCHUKO® STANDARD with screw terminals and green socket

2-pole, 10/16 A 250V~, with connection terminals according to VDE 0620, for combinations, with green central plate	Green	D 80.6611 GRÜN	00567011		
same, with labeling field 7 x 44 mm	Green	D 80.6611 NA GRÜN	00567921		
same, with increased protection against electric shock	Green	D 80.6611 SI GRÜN	00567121		
same, with control light	Green	D 80.6611.42 LED/4	00567311		
same, with increased protection against electric shock and labeling field 7 x 44 mm	Green	D 80.6611.42 NA LED/4	00568211		

For replacement lighting elements see page 23.



Socket SCHUKO® STANDARD, unbreakable, with screw terminals, green socket and hinged cover

2-pole, 10/16 A 250V~, with connection terminals according to VDE 0620, for combinations	Green	D 80.6611 K GRÜN	00567221		
same, with control light and labeling field 10 x 49 mm	Green	D 80.6611.42 K NA LED/4	00568011		

For replacement lighting elements see page 23.



Socket SCHUKO® STANDARD with plug-in terminals, LED control light and green socket

2-pole, 16 A 250V~, with green LED as a voltage indicator, 230 V~/1 mA, LED lifetime approx. 10 years, for combinations, with green central plate	Green	D 80.6511.42 LED/4	00785421		
same, with labeling field 7 x 44 mm	Green	D 80.6511.42 LED/4 NA	00785521		
same, with increased protection against electric shock and labeling field 7 x 44 mm	Green	D 80.6511.42 SI NA LED/4	00788861		
same, with hinged cover, unbreakable	Green	D 80.6511.42 K LED/4	00785621		
same, with hinged cover and labeling field 10 x 49 mm	Green	D 80.6511.42 K LED/4 NA	00785721		

For replacement lighting elements see page 23.



Export socket STANDARD with screw terminals, nickel-plated earth pin and green socket

2-pole, 16 A 250V~, for 58-type installation boxes, with screw fastening, with green central plate for combinations, with increased protection against electric shock	Green	B 80.6671 SI GRÜN	00483041		
same, with labeling field 7 x 44 mm	Green	B 80.6671 NA SI GRÜN	00411041		
same, with control light	Green	B 80.6671.42 SI LED/4	00483341		
same, with control light and labeling field 7 x 44 mm	Green	B 80.6671.42 SI NA LED/4	00483641		
same, but with plug-in terminals, with LED control light and labeling field 7 x 44 mm	Green	B 80.6571.42 LED/4 NA SI	00482541		

For replacement lighting elements see page 23.



Socket SCHUKO® STANDARD with plug-in terminals, LED control light, label "ZSV" and orange socket

For 'additional emergency power supply', 2-pole, 16 A 250V~, with green LED as a voltage indicator, 230 V~/1 mA, LED lifetime approx. 10 years, with orange central plate for combinations and labeling field 7 x 44 mm	Orange	D 80.6511.33 LED/4 NA ZSV	00785911		
same, with hinged cover and labeling field 10 x 49 mm	Orange	D 80.6511.33 K LED/4 NA ZSV	00786111		

For replacement lighting elements see page 23.



Socket SCHUKO® STANDARD with screw terminals, label "ZSV" and orange socket

For 'additional emergency power supply', 2-pole, 16 A 250V~, with connection terminals according to VDE 0620, for combinations, with orange central plate and labeling field 7 x 44 mm	Orange	D 80.6611 NA OR ZSV	00805111		
same, with increased protection against electric shock	Orange	D 80.6611 SI OR ZSV	00805611		
same, with control light	Orange	D 80.6611.33 ZSV LED/4	00805211		
same, with control light and labeling field 7 x 44 mm	Orange	D 80.6611.33 NA ZSV LED/4	00805311		

For replacement lighting elements see page 23.











Hospital programme

Article Description








Colour

Article no.

Order no.

Article Description	Colour	Article no.	Order no.				
Socket SCHUKO® STANDARD with screw terminals, label "ZSV", orange socket and hinged cover, unbreakable							
For 'additional emergency power supply', 2-pole, 16 A 250 V~, with connection terminals according to VDE 0620, for combinations, with orange central plate	Orange	D 80.6611 K OR ZSV	00806011				
same, with labeling field 10 x 49 mm	Orange	D 80.6611 K NA OR ZSV	00806111				
same, with control light	Orange	D 80.6611.33 K ZSV LED/4	00806211				
same, with control light and labeling field 10 x 49 mm	Orange	D 80.6611.33 K NA ZSV LED/4	00806311				
<i>For replacement lighting elements see page 23.</i>							
Socket SCHUKO® STANDARD with screw terminals and orange socket							
2-pole, 10/16 A 250 V~, with connection terminals according to VDE 0620, for combinations, with orange central plate and labeling field 7 x 44 mm	Orange	D 80.6611 NA OR	00567421				
Socket SCHUKO® STANDARD with plug-in terminals and orange socket							
2-pole, 10/16 A 250 V~, with connection terminals according to VDE 0620, for combinations, with orange central plate, with increased protection against electric shock and labeling field 7 x 44 mm	Orange	D 80.6511.33 NA SI	00791371				
Export socket STANDARD with screw terminals, nickel-plated earth pin and orange socket							
2-pole, 10/16 A 250 V~, for 58-type installation boxes, with screw fastening, with orange central plate for combinations, with increased protection against electric shock	Orange	B 80.6671 SI OR	00483141				
same, with labeling field 7 x 44 mm	Orange	B 80.6671 NA SI OR	00411241				
same, but with plug-in terminals, with LED control light and labeling field 7 x 44 mm	Orange	B 80.6571.33 LED/4 NA SI	00482441				
<i>For replacement lighting elements see page 23.</i>							
Sockets SCHUKO® STANDARD with screw terminals, label "EDV" and red socket, especially suitable for use in EDV areas							
2-pole, 16 A 250 V~, with connection terminals according to VDE 0620, with red central plate for combinations	Red	D 80.6611 ROT EDV	00810011				
same, with labeling field 7 x 44 mm	Red	D 80.6611 NA ROT EDV	00810111				
same, with control light	Red	D 80.6611 GLK ROT EDV	00810211				
same, with control light, labeling field 7 x 44 mm	Red	D 80.6611 GLK NA ROT EDV	00810311				
<i>For replacement lighting elements see page 23.</i>							
Socket SCHUKO® STANDARD with plug-in terminals and red socket, especially suitable for use in EDV areas							
2-pole, 16 A 250 V~, with connection terminals according to VDE 0620, with red central plate for combinations	Red	D 80.6511 ROT	00795011				
same, with labeling field 7 x 44 mm	Red	D 80.6511 NA ROT	00795511				
same, with increased protection against electric shock	Red	D 80.6511 SI ROT	00796011				
same, with hinged cover	Red	D 80.6511 K ROT	00796511				
Sockets SCHUKO® STANDARD with plug-in terminals, label "EDV" and red socket, especially suitable for use in EDV areas							
2-pole, 16 A 250 V~, with connection terminals according to VDE 0620, with red central plate for combinations	Red	D 80.6511 ROT EDV	00795311				
3-gang socket SCHUKO® STANDARD with plug-in terminals							
2-pole, 16 A 250 V~, with connection terminals according to VDE 0620, with full cover plate for single installation, suitable for 3 angled or flat plugs	Red	D 80.6513.36	00489011				
<i>Especially suitable for time-saving installation in 2-gang trunking boxes.</i>							



Article Description	Colour	Article no.	Order no.				
Socket SCHUKO® STANDARD with plug-in terminals and red socket							
2-pole, 10/16 A 250 V~, with connection terminals according to VDE 0620, for combinations, with red central plate, with increased protection against electric shock and labeling field 7 x 44 mm	Red	D 80.6511.36 NA SI	00791331				
Socket SCHUKO® STANDARD with screw terminals and red socket							
2-pole, 10/16 A 250 V~, with connection terminals according to VDE 0620, for combinations, with red central plate	Red	D 80.6611 ROT	00555011				
same, with labeling field 7 x 44 mm	Red	D 80.6611 NA ROT	00551711				
same, with increased protection against electric shock and labeling field 7 x 44 mm	Red	D 80.6611.36 NA LED/4	00551811				
<i>For replacement lighting elements see page 23.</i>							
Socket SCHUKO® STANDARD, unbreakable, with screw terminals, red socket and hinged cover							
2-pole, 10/16 A 250 V~, with connection terminals according to VDE 0620, for combinations	Red	D 80.6611 K ROT	00555221				
Socket SCHUKO® STANDARD with plug-in terminals, LED control light and red socket							
2-pole, 16 A 250 V~, with green LED as a voltage indicator, 230 V~/1 mA, LED lifetime approx. 10 years, for combinations, with red central plate and labeling field 7 x 44 mm	Red	D 80.6511.36 LED/4 NA	00786321				
same, with increased protection against electric shock and labeling field 7 x 44 mm	Red	D 80.6511.36 SI NA LED/4	00788871				
same, with hinged cover and labeling field 10 x 49 mm	Red	D 80.6511.36 K LED/4 NA	00786521				
<i>For replacement lighting elements see page 23.</i>							
Export socket STANDARD with screw terminals, nickel-plated earth pin and red socket							
2-pole, 10/16 A 250 V~, for 58-type installation boxes, with screw fastening, with red central plate for combinations, with increased protection against electric shock	Red	B 80.6671 SI ROT	00481041				
same, with labeling field 7 x 44 mm	Red	B 80.6671 NA SI ROT	00411141				
same, with control light	Red	B 80.6671.36 SI LED/4	00483241				
same, with control light and labeling field 7 x 44 mm	Red	B 80.6671.36 SI NA LED/4	00483541				
same, but with plug-in terminals, with LED control light and labeling field 7 x 44 mm	Red	B 80.6571.36 LED/4 NA SI	00467141				
<i>For replacement lighting elements see page 23.</i>							
Socket SCHUKO® STANDARD with plug-in terminals, LED control light and yellow socket							
2-pole, 16 A 250 V~, with green LED as a voltage indicator, 230 V~/1 mA, LED lifetime approx. 10 years, with yellow central plate for combinations	Yellow	D 80.6511.31 LED/4	00784021				
same, with labeling field 7 x 44 mm	Yellow	D 80.6511.31 LED/4 NA	00784121				
<i>For replacement lighting elements see page 23.</i>							
Socket SCHUKO® STANDARD with plug-in terminals and yellow socket							
2-pole, 16 A 250 V~, with connection terminals according to VDE 0620, for combinations, with yellow central plate	Yellow	D 80.6511.31	00783721				
same, with labeling field 7 x 44 mm	Yellow	D 80.6511.31 NA	00783821				
same, with increased protection against electric shock and labeling field 7 x 44 mm	Yellow	D 80.6511.31 SI NA	00567531				



Hospital programme

Article Description

Colour

Article no.

Order no.

Combination frame DIALOG

For vertical and horizontal installation

1-gang, dimensions: 81 x 81 mm	Pure white	D 95.571.02	00820111		
2-gang, dimensions: 81 x 152 mm	Pure white	D 95.572.02	00820211		
3-gang, dimensions: 81 x 223 mm	Pure white	D 95.573.02	00820311		
4-gang, dimensions: 81 x 294 mm	Pure white	D 95.574.02	00820411		
5-gang, dimensions: 81 x 365 mm	Pure white	D 95.575.02	00820511		



Socket SCHUKO® DIALOG with plug-in terminals

With central plate for combinations, 2-pole, 10/16 A 250 V, connection for a 6 mm ² grounding	White	D 95.6511.03 EK6	00830421		
	Pure white	D 95.6511.02 EK6	00817321		



Socket SCHUKO® DIALOG with plug-in terminals, LED control light, label "SV" and green socket

For 'emergency power supply', 2-pole, 16 A 250 V~, with green LED as a voltage indicator, 230 V~/1 mA, LED lifetime approx. 10 years, with green central plate for combinations	Green	D 95.6511.42 LED/4 SV	00884811		
same, with labeling field 7 x 64 mm	Green	D 95.6511.42 LED/4 NA SV	00884911		
same, with hinged cover, unbreakable	Green	D 95.6511.42 K LED/4 SV	00885011		
same, with hinged cover and labeling field 7 x 64 mm	Green	D 95.6511.42 K LED/4 NA SV	00885111		

For replacement lighting elements see page 23.



Socket SCHUKO® DIALOG with screw terminals, label "SV" and green socket

For 'emergency power supply', 2-pole, 16 A 250 V~, with connection terminals according to VDE 0620, with green central plate for combinations, with labeling field 7 x 64 mm	Green	D 95.6611.42 NA SV	00890311		
same, with control light	Green	D 95.6611.42 SV LED/4	00890411		
same, with control light and labeling field 7 x 64 mm	Green	D 95.6611.42 NA SV LED/4	00890511		

For replacement lighting elements see page 23.



Socket SCHUKO® DIALOG with screw terminals, label "SV", green socket and hinged cover, unbreakable

For 'emergency power supply', 2-pole, 16 A 250 V~, with connection terminals according to VDE 0620, with green central plate for combinations, with control light and labeling field 7 x 64 mm	Green	D 95.6611.42 K NA SV LED/4	00890911		
--	-------	----------------------------	----------	--	--

For replacement lighting elements see page 23.



Socket SCHUKO® DIALOG with screw terminals and green socket

2-pole, 10/16 A 250 V~, with green central plate for combinations	Green	D 95.6611.42	00812121		
---	-------	--------------	----------	--	--



Socket SCHUKO® DIALOG with plug-in terminals, LED control light and green socket

2-pole, 16 A 250 V~, with green LED as a voltage indicator, 230 V~/1 mA, LED lifetime approx. 10 years, for combinations, with green central plate

With labeling field 7 x 64 mm	Green	D 95.6511.42 LED/4 NA	00886921		
With hinged cover, unbreakable	Green	D 95.6511.42 K LED/4	00887821		
With hinged cover and labeling field 7 x 64 mm	Green	D 95.6511.42 K LED/4 NA	00887921		

For replacement lighting elements see page 23.



Socket SCHUKO® DIALOG with plug-in terminals, LED control light, label "ZSV" and orange socket










For 'additional emergency power supply', 2-pole, 16 A 250 V~, with green LED as a voltage indicator, 230 V~/1 mA, LED lifetime approx. 10 years, with orange central plate for combinations

With labeling field 7 x 64 mm	Orange	D 95.6511.33 LED/4 NA ZSV	00885311		
With hinged cover and labeling field 7 x 64 mm	Orange	D 95.6511.33 K LED/4 NA ZSV	00885511		

For replacement lighting elements see page 23.



Hospital programme

Article Description	Colour	Article no.	Order no.				
Socket SCHUKO® DIALOG with screw terminals, label "ZSV" and orange socket							
For 'additional emergency power supply', 2-pole, 16 A 250 V~, with connection terminals according to VDE 0620, with orange central plate for combinations, with control light and labeling field 7 x 64 mm	Orange	D 95.6611.33 NA ZSV LED/4	00891311				
For replacement lighting elements see page 23.							
Socket SCHUKO® DIALOG with screw terminals, label "ZSV", orange socket and hinged cover, unbreakable							
For 'additional emergency power supply', 2-pole, 16 A 250 V~, with connection terminals according to VDE 0620, with orange central plate for combinations, with control light and labeling field 7 x 64 mm	Orange	D 95.6611.33 K NA ZSV LED/4	00891711				
For replacement lighting elements see page 23.							
Socket SCHUKO® DIALOG with plug-in terminals and red socket							
2-pole, 16 A 250 V~, with connection terminals according to VDE 0620, with red central plate for combinations	Red	D 95.6511.36	00859611				
Socket SCHUKO® DIALOG with plug-in terminals, LED control light and red socket							
2-pole, 16 A 250 V~, with green LED as a voltage indicator, 230 V~/1 mA, LED lifetime approx. 10 years, for combinations, with red central plate, with hinged cover and labeling field 7 x 64 mm	Red	D 95.6511.36 K LED/4 NA	00886721				
For replacement lighting elements see page 23.							
Socket SCHUKO® DIALOG with plug-in terminals and yellow socket							
2-pole, 16 A 250 V~, with connection terminals according to VDE 0620, with yellow central plate for combinations	Yellow	D 95.6511.31	00853621				
same, with labeling field 7 x 64 mm	Yellow	D 95.6511.31 NA	00853721				
Serial socket SCHUKO® DIALOG with plug-in terminals							
2-pole, 16 A 250 V~, with connection terminals according to VDE 0620, with full cover plate for single installation, suitable for 2 angled or flat plugs	Red	D 95.6512/3.36	00898311				
same, with labeling field 7 x 64 mm	Red	D 95.6512/3.36 NA	00797811				
Especially suitable for time-saving installation in 2-gang trunking boxes.							
3-gang socket SCHUKO® DIALOG with plug-in terminals							
2-pole, 16 A 250 V~, with connection terminals according to VDE 0620, with full cover plate for single installation, suitable for 3 angled or flat plugs, with labeling field 7 x 64 mm	Red	D 95.6513.36 NA	00798611				
Especially suitable for time-saving installation in 2-gang trunking boxes.							
Combination frame AURA Basis from unbreakable polycarbonate							
For vertical and horizontal installation							
Plastic frame 1-gang, dimensions: 83 x 83 mm	Pure white	D 20.571.02 T	00171111				
Plastic frame 2-gang, dimensions: 83 x 154 mm	Pure white	D 20.572.02 T	00171211				
Plastic frame 3-gang, dimensions: 83 x 225 mm	Pure white	D 20.573.02 T	00171311				
Plastic frame 4-gang, dimensions: 83 x 296 mm	Pure white	D 20.574.02 T	00171411				
Plastic frame 5-gang, dimensions: 83 x 367 mm	Pure white	D 20.575.02 T	00171511				
Combination frame NOVA							
For vertical and horizontal installation							
1-gang, dimensions: 83 x 83 mm	Pure white	D 20.671.022 T	00020111				
2-gang, dimensions: 83 x 154 mm	Pure white	D 20.672.022 T	00020211				
3-gang, dimensions: 83 x 225 mm	Pure white	D 20.673.022 T	00020311				
4-gang, dimensions: 83 x 296 mm	Pure white	D 20.674.022 T	00020411				
5-gang, dimensions: 83 x 367 mm	Pure white	D 20.675.022 T	00020511				



Hospital programme

Article Description	Colour	Article no.	Order no.				
Combination frame NOVA Basis with labeling field and label holder for the basic element							
1-gang, dimensions: 83 x 83 mm, with labeling field 7 x 58 mm	Pure white	D 20.671.022 T NA	00021111				
Combination frame NOVA Basis with labeling field and two label holders for the basic element							
2-gang, dimensions: 83 x 154 mm, for vertical installation, with 2 labeling fields 7 x 58 mm	Pure white	D 20.672.022 T NA	00021211				
Combination frame NOVA Basis with labeling field and three label holders for the basic element							
3-gang, dimensions: 83 x 225 mm, for vertical installation, with 3 labeling fields 7 x 58 mm	Pure white	D 20.673.022 T NA	00021521				
Combination frame NOVA Basis with labeling field and two label holders for the basic element							
2-gang, dimensions: 154 x 83 mm, for horizontal installation, with 2 labeling fields 7 x 58 mm	Pure white	D 20.682.022 T NA	00021011				
Combination frame NOVA Basis with labeling field and three label holders for the basic element							
3-gang, dimensions: 225 x 83 mm, for horizontal installation, with 3 labeling fields 7 x 58 mm	Pure white	D 20.683.022 T NA	00021311				
Combination frame NOVA Basis with labeling field and four label holders for the basic element							
4-gang, dimensions: 296 x 83 mm, for horizontal installation, with 4 labeling fields 7 x 58 mm	Pure white	D 20.684.022 T NA	00019111				
Combination frame NOVA Basis with labeling field and five label holders for the basic element							
5-gang, dimensions: 367 x 83 mm, for horizontal installation, with 5 labeling fields 7 x 58 mm	Pure white	D 20.685.022 T NA	00019211				
Socket SCHUKO® with plug-in terminals, LED control light, label "SV" and green socket							
For 'emergency power supply', with increased protection against electric shock, 2-pole, 16 A 250 V~, with green LED as a voltage indicator, 230 V~/1 mA, LED lifetime approx. 10 years, with green central plate for combinations							
NOVA	Green	D 20.6511.422 LED/4 SV	00017011				
same, with labeling field 7 x 44 mm							
AURA	Green	D 20.6511.42 LED/4 NA SV	00158011				
NOVA	Green	D 20.6511.422 LED/4 NA SV	00017111				
For replacement lighting elements see page 23.							



Hospital programme

Article Description

Colour

Article no.

Order no.

Socket SCHUKO® with screw terminals, label "SV" and green socket

For 'emergency power supply', with increased protection against electric shock, 2-pole, 16 A 250 V~, with connection terminals according to VDE 0620, with green central plate for combinations

NOVA	Green	D 20.6611.422 SV	00017211		
same, with labeling field 7 x 44 mm					
NOVA	Green	D 20.6611.422 NASV	00017311		
same, with control light					
NOVA	Green	D 20.6611.422 SV LED/4	00017411		
same, with control light and labeling field 7 x 44 mm					
AURA	Green	D 20.6611.42 NASV LED/4	00157011		
NOVA	Green	D 20.6611.422 NASV LED/4	00017511		

For replacement lighting elements see page 23.



Socket SCHUKO® NOVA with plug-in terminals and green socket

2-pole, 10/16 A 250 V~, with green central plate for combinations

Green	D 20.6511.422	00017821		
-------	---------------	----------	--	--



Socket SCHUKO® NOVA with plug-in terminals, LED control light and green socket

2-pole, 16 A 250 V~, with green LED as a voltage indicator, 230 V~/1 mA, LED lifetime approx. 10 years, for combinations, with green central plate

Green	D 20.6511.422 LED/4	00017611		
-------	---------------------	----------	--	--

same, with labeling field 7 x 44 mm	Green	D 20.6511.422 LED/4 NA	00017711		
-------------------------------------	-------	------------------------	----------	--	--



For replacement lighting elements see page 23.

Socket SCHUKO® with plug-in terminals, LED control light, label "ZSV" and orange socket

For 'additional emergency power supply', with increased protection against electric shock, 2-pole, 16 A 250 V~, with green LED as a voltage indicator, 230 V~/1 mA, LED lifetime approx. 10 years, with orange central plate for combinations

AURA	Orange	D 20.6511.33 LED/4 ZSV	00158111		
NOVA	Orange	D 20.6511.332 LED/4 ZSV	00018011		
same, with labeling field 7 x 44 mm					
AURA	Orange	D 20.6511.33 LED/4 NA ZSV	00158211		
NOVA	Orange	D 20.6511.332 LED/4 NA ZSV	00018111		

For replacement lighting elements see page 23.



Socket SCHUKO® with screw terminals, label "ZSV" and orange socket

For 'additional emergency power supply', with increased protection against electric shock, 2-pole, 16 A 250 V~, with connection terminals according to VDE 0620, with orange central plate for combinations

NOVA	Orange	D 20.6611.332 ZSV	00018211		
same, with labeling field 7 x 44 mm					
NOVA	Orange	D 20.6611.332 NA ZSV	00018311		
same, with control light					
AURA	Orange	D 20.6611.33 ZSV LED/4	00170911		
NOVA	Orange	D 20.6611.332 ZSV LED/4	00018411		
same, with control light and labeling field 7 x 44 mm					
AURA	Orange	D 20.6611.33 NA ZSV LED/4	00171011		
NOVA	Orange	D 20.6611.332 NA ZSV LED/4	00018511		

For replacement lighting elements see page 23.



Socket SCHUKO® NOVA with plug-in terminals and orange socket

2-pole, 10/16 A 250 V~, with orange central plate for combinations

Orange	D 20.6511.332	00018821		
--------	---------------	----------	--	--



Socket SCHUKO® NOVA with plug-in terminals, LED control light and orange socket

2-pole, 16 A 250 V~, with green LED as a voltage indicator, 230 V~/1 mA, LED lifetime approx. 10 years, for combinations, with orange central plate and labeling field 7 x 44 mm

Orange	D 20.6511.332 LED/4 NA	00018711		
--------	------------------------	----------	--	--



For replacement lighting elements see page 23.








Hospital programme

Article Description	Colour	Article no.	Order no.			
Socket SCHUKO® NOVA with plug-in terminals and red socket						
2-pole, 10/16 A 250 V-, with red central plate for combinations	Red	D 20.6511.362	00019021			
Socket SCHUKO® NOVA with plug-in terminals and yellow socket						
2-pole, 10/16 A 250 V-, with yellow central plate for combinations	Yellow	D 20.6511.312	00018921			
Socket SCHUKO® STANDARD with screw terminals, red socket, overvoltage protection and control light						
With labeling field 7 x 44 mm, for 58-type flush-mounted boxes, with screw fastening, nominal leakage current: 2.5 kA up to 10 times, with central plate for combinations, without spreading	Red	D 80.6611 ÜS/25 ROT	00232413			
	White	D 80.6611 ÜS/25 W	00231713			
	Pure white	D 80.6611.02 ÜS/25	00233013			
Function: In case of overloading or malfunction of the overvoltage protection the socket switches off . The control light turns off. <i>For replacement lighting elements see page 23.</i>						
Socket SCHUKO® with screw terminals, red socket, overvoltage protection and control light						
With labeling field 7 x 44 mm, nominal leakage current: 2.5 kA up to 10 times, with central plate for combinations, without spreading, with increased protection against electric shock						
AURA	Pure white	D 20.6611.02 ÜS/25	00116613			
	Red	D 20.6611.36 ÜS/25	00128313			
NOVA	Pure white	D 20.6611.022 ÜS/25	00026713			
	Red	D 20.6611.362 ÜS/25	00016013			
	Piano black	D 20.6611.192 ÜS/25	00041713			
	Alu	D 20.6611.702 ÜS/25	00056713			
Function: In case of overloading or malfunction of the overvoltage protection the socket switches off . The control light turns off. <i>For replacement lighting elements see page 23.</i>						
Socket SCHUKO® DIALOG with screw terminals, red socket, overvoltage protection and control light						
With labeling field 7 x 64 mm, nominal leakage current: 2.5 kA up to 10 times, with central plate for combinations, without spreading	Pure white	D 95.6611.02 ÜS/25	00807813			
	Red	D 95.6611.36 ÜS/25	00807913			
Function: In case of overloading or malfunction of the overvoltage protection the socket switches off . The control light turns off. <i>For replacement lighting elements see page 23.</i>						
Combination frame NOVA, for use of covers DIALOG for Ackermann-clino-opt-99 and cover article no. D 95.610.xx KTU						
For vertical and horizontal installation						
1-gang, dimensions: 83 x 83 mm	Pure white	D 20.671/83.022 T	00048111			
2-gang, dimensions: 83 x 154 mm	Pure white	D 20.672/83.022 T	00048211			



Hospital programme

Article Description	Colour	Article no.	Order no.				
Cover STANDARD for Ackermann-clino-opt-99 patient call system							
With blue pushbutton, for call pushbutton for doctor call no. 73022 A2							
STANDARD	Pure white	D 80.910-1.02 AR	00140111				
Cover STANDARD for Ackermann-clino-opt-99 patient call system							
With red pushbutton, for call pushbutton with plug-in contacts no. 73022 B and 73023 B							
STANDARD	Pure white	D 80.910-1.02 RT/NSK	00140711				
Cover STANDARD for Ackermann-clino-opt-99 patient call system							
For pull cord pushbutton no. 70046 A and 70045 A3							
STANDARD	Pure white	D 80.910.02 ZT	00150011				
Cover STANDARD for Ackermann-clino-opt-99 patient call system							
With left red, right green pushbutton, for call/cancel pushbutton no. 73642 B2							
STANDARD	Pure white	D 80.910-2.02 RT/AT	00138911				
Call unit for a disabled WC							
Consisting of 4 flush-mounted devices, complete with combination central plates and 1-gang frame AURA design, for fitting in Flush-mounted boxes with 68 mm Ø:							
<ul style="list-style-type: none"> • Call module with light signal, potential-free signal contact and integrated buzzer • Pull cord pushbutton for surface- and ceiling-mounting • Cancel pushbutton for cancelling the triggered call in the WC • Network device 24 V DC/250 mA 							
Pure white		D 20.470.02 WC SET	00953493				



Hospital programme

Article Description

Colour

Article no.

Order no.


Pull cord pushbutton for surface- and ceiling-mounting

For connection to the complete call device article no. D 20.470.02 WC SET, flush-mounted device complete with combination central plate and 1-gang frame in AURA design, for fitting in flush-mounted boxes with 58 mm Ø

Pure white

D 20.550.02 Z WC

00953701



Charge office unit

For connection to the complete call device article no. D 20.470.02 WC SET, flush-mounted device complete with combination central plate and 1-gang frame in AURA design, for fitting in flush-mounted boxes with 58 mm Ø, with green presence button and yellow buzzer off button

Pure white

D 20.470-2.02 DZE

00953593



Special covers for nurse call installations Ackermann-clino-opt-90/99, Televic, Hospicall and Zettler are available. Furthermore, the Nira/Ericsson product range is compatible with Honeywell PEHA.

Potential conductor connection box STANDARD with labeling field 7 x 44 mm

According to DIN 42 801, with 2 contact pins, for 58-type installation boxes, with screw fastening, for connection up to 4 x 2.5 mm² and 1 x 6 mm², with central plate for combinations

White

H 80.1942 PA NA W

00428831

Pure white

H 80.1942.02 PA NA

00427931



Potential conductor connection box STANDARD

According to DIN 42 801, with 2 contact pins, for 58-type installation boxes, with screw fastening, for connection up to 4 x 2.5 mm² and 1 x 6 mm², with central plate for combinations, with hinged cover and symbol print

White

H 80.1942 PA K W

00429821

Pure white

H 80.1942.02 PA K

00428121



Potential conductor connection box DIALOG

According to DIN 42 801, with 2 contact pins

White

H 95.1942.03 PA

00846021

Pure white

H 95.1942.02 PA

00845921



Potential conductor connection box

According to DIN 42 801, with 2 contact pins

AURA

Pure white

H 20.1942.02 PA

00156421

NOVA

Pure white

H 20.1942.022 PA

00030921



Potential conductor angled plug

According to DIN 42 801, up to 6 mm²

D 1945

00965591



Hospital programme

Article Description

Colour

Article no.

Order no.

Built-in sockets with grounding and compact design

Especially for installation in e. g. medical pillars. Equipped with phosphorus bronze grounding brackets, providing a contact force that conforms to DIN 42 801. The built-in sockets excel in the VDE and KEMA tests.

Combination frame COMPACTA

For vertical and horizontal installation

1-gang, dimensions: 60 x 60 mm	Pure white	D 771.02	00603111		
	Orange	D 771.33	00677411		
	Red	D 771.36	00677711		
	Green	D 771.42	00677111		
	Yellow	D 771.31	00676811		
2-gang, dimensions: 60 x 113 mm	Pure white	D 772.02	00603211		
	Orange	D 772.33	00677511		
	Red	D 772.36	00677811		
	Green	D 772.42	00677211		
	Yellow	D 772.31	00676911		
3-gang, dimensions: 60 x 166 mm	Pure white	D 773.02	00603311		



Combination frame COMPACTA, with labeling field 7 x 44 mm

1-gang, dimensions: 60 x 63 mm	Pure white	D 771.02 NA	00600911		
	Orange	D 771.33 NA	00677311		
	Red	D 771.36 NA	00677911		
	Green	D 771.42 NA	00677011		



Socket SCHUKO® with plug-in terminals

16 A 250 V~, with connection terminals according to VDE 0620, with cover for front installation	Pure white	D 6511.02 ME	00264411		
same, with increased protection against electric shock	Pure white	D 6511.02 ME SI	00264711		
same, with LED control light, green	Pure white	D 6511.02 ME LED/4	00271611		
same, with increased protection against electric shock and LED control light, green	Pure white	D 6511.02 ME LED/4 SI	00272311		



Socket SCHUKO® with screw terminals

16 A 250 V~, with connection terminals according to VDE 0620, with cover for front installation	Pure white	D 6611.02 ME	00255011		
same, with increased protection against electric shock	Pure white	D 6611.02 ME SI	00255111		
same, with control light	Pure white	D 6611.02 ME GLK	00255211		
same, with increased protection against electric shock and control light	Pure white	D 6611.02 ME GLK SI	00255311		
same, 45° angled	Pure white	D 6611.02 ME WI	00254211		
same, with increased protection against electric shock and LED control light, green	Pure white	D 6611.02 ME LED/4 SI	00256151		



Socket SCHUKO® with plug-in terminals, LED control light, red cover and red socket

2-pole, 16 A 250 V~, with green LED as a voltage indicator, 230 V~/1 mA, LED lifetime approx. 10 years, with cover for front installation	Red	D 6511.36 ME LED/4	00271911		
same, with increased protection against electric shock	Red	D 6511.36 ME LED/4 SI	00272011		










Socket SCHUKO® with screw terminals, red cover and red socket

16 A 250 V~, with connection terminals according to VDE 0620, with cover for front installation	Red	D 6611.36 ME	00259011		
same, with increased protection against electric shock	Red	D 6611.36 ME SI	00259111		
same, with increased protection against electric shock and control light	Red	D 6611.36 ME LED/4 SI	00259311		
same, 45° angled	Red	D 6611.36 ME WI	00248911		









Hospital programme

Article Description	Colour	Article no.	Order no.				
Socket SCHUKO® with plug-in terminals, LED control light, green cover and green socket							
2-pole, 16 A 250 V~, with green LED as a voltage indicator, 230 V~/1 mA, LED lifetime approx. 10 years, with cover for front installation	Green	D 6511.42 ME LED/4	00269711				
same, with increased protection against electric shock	Green	D 6511.42 ME LED/4 SI	00269811				
Socket SCHUKO® with plug-in terminals, green cover and green socket							
16 A 250 V~, with connection terminals according to VDE 0620, with cover for front installation	Green	D 6511.42 ME	00264611				
same, with increased protection against electric shock	Green	D 6511.42 MESI	00264911				
Socket SCHUKO® with screw terminals, green cover and green socket							
16 A 250 V~, with connection terminals according to VDE 0620, with cover for front installation	Green	D 6611.42 ME	00256011				
same, with increased protection against electric shock	Green	D 6611.42 MESI	00256111				
same, with control light	Green	D 6611.42 ME GLK	00256211				
same, with increased protection against electric shock and control light	Green	D 6611.42 ME GLK SI	00256311				
same, 45° angled	Green	D 6611.42 ME WI	00254411				
Socket SCHUKO® with plug-in terminals, LED control light, orange cover and orange socket							
2-pole, 16 A 250 V~, with green LED as a voltage indicator, 230 V~/1 mA, LED lifetime approx. 10 years, with cover for front installation	Orange	D 6511.33 ME LED/4	00270811				
same, with increased protection against electric shock	Orange	D 6511.33 ME LED/4 SI	00270911				
Socket SCHUKO® with plug-in terminals, orange cover and orange socket							
16 A 250 V~, with connection terminals according to VDE 0620, with cover for front installation	Orange	D 6511.33 ME	00264511				
same, with increased protection against electric shock	Orange	D 6511.33 MESI	00264811				
Socket SCHUKO® with screw terminals, orange cover and orange socket							
16 A 250 V~, with connection terminals according to VDE 0620, with cover for front installation	Orange	D 6611.33 ME	00257011				
same, with increased protection against electric shock	Orange	D 6611.33 MESI	00257111				
same, with control light	Orange	D 6611.33 ME GLK	00257211				
same, with increased protection against electric shock and control light	Orange	D 6611.33 ME GLK SI	00257311				
same, with 45° angled	Orange	D 6611.33 ME WI	00254311				
Socket SCHUKO® with plug-in terminals, LED control light, yellow cover and yellow socket							
2-pole, 16 A 250 V~, with green LED as a voltage indicator, 230 V~/1 mA, LED lifetime approx. 10 years, with cover for front installation and increased protection against electric shock	Yellow	D 6511.31 ME LED/4 SI	00271111				
Socket SCHUKO® with screw terminals, yellow cover and yellow socket							
16 A 250 V~, with connection terminals according to VDE 0620, with cover for front installation and increased protection against electric shock	Yellow	D 6611.31 MESI	00259811				
same, with control light	Yellow	D 6611.31 ME GLK	00257821				



Hospital programme

Article Description	Colour	Article no.	Order no.				
Export socket with screw terminals and nickel-plated earth pin							
2-pole, 10/16 A 250 V~, with cover for front installation, with increased protection against electric shock	Pure white	B 6671.02 MESI	00280141				
	Red	B 6671.36 MESI	00273541				
	Green	B 6671.42 MESI	00280541				
Export socket with plug-in terminals and nickel-plated earth pin							
2-pole, 10/16 A 250 V~, with cover for front installation, with increased protection against electric shock	Pure white	B 6571.02 MESI	00258041				
	Orange	B 6571.33 MESI	00252541				
	Red	B 6571.36 MESI	00252841				
	Green	B 6571.42 MESI	00258541				
Export socket with screw terminals and nickel-plated earth pin							
2-pole, 10/16 A 250 V~, with cover for front installation, with increased protection against electric shock and control light	Pure white	B 6671.02 ME GLK SI	00255741				
	Orange	B 6671.33 ME GLK SI	00257541				
	Red	B 6671.36 ME GLK SI	00274241				
	Green	B 6671.42 ME GLK SI	00256541				
Export socket with plug-in terminals, nickel-plated earth pin and LED control light							
2-pole, 10/16 A 250 V~, with cover for front installation, with increased protection against electric shock	Pure white	B 6571.02 ME LED/4 SI	00255841				
	Orange	B 6571.33 ME LED/4 SI	00255941				
	Red	B 6571.36 ME LED/4 SI	00253641				
	Green	B 6571.42 ME LED/4 SI	00256741				
Labeling clip							
For ME built-in sockets, labeling field size 7 x 31.5 mm, only for installation at rear into the 43.8 x 54 mm cutout	Pure white	D 70.02 NA	00629411				
	Orange	D 70.33 NA	00629511				
	Red	D 70.36 NA	00629611				
	Green	D 70.42 NA	00627311				
Socket SCHUKO® COMPACTA with screw terminals and green cover							
16 A 250 V~, with connection terminals according to VDE 0620, with 32 mm installation depth, with cover, with hinged cover	Green	D 6711.42 K	00632311				
Socket SCHUKO® COMPACTA with screw terminals and orange cover							
16 A 250 V~, with connection terminals according to VDE 0620, with 32 mm installation depth, with cover, with hinged cover	Orange	D 6711.33 K	00632411				
Device holder							
For all COMPACTA devices, for mounting on DIN rail	Black	D 701 TR	00611311				
The devices holder may be used and installed only in compliance with the standards for medical care equipment according to EN 60601-1 and DIN VDE 0100-520.							



Hospital programme

Article Description

Colour

Article no.

Order no.

SOCKETS SCHUKO® PROTECTION CLASS IP54 (ACCORDING TO VDE IP44, ACCORDING TO KEMA IP54)

Socket SCHUKO® with plug-in terminals, LED control light, label "SV" and green socket, IP54

For 'emergency power supply', 2-pole, 16 A 250 V~, with green LED as a voltage indicator, 230 V~/1 mA, LED lifetime approx. 10 years, 1-gang, with green hinged cover, with labeling field 10 x 48.5 mm

Grey/Green

D 6620 WAB LED/4 NA GRÜN SV

00808411



For replacement lighting elements see page 23.

Socket SCHUKO® with plug-in terminals, label "SV" and green socket, IP54

For 'emergency power supply', 2-pole, 16 A 250 V~, with connection terminals according to VDE 0620, 1-gang, with green hinged cover

Grey/Green

D 6620 WAB GRÜN SV

00803011

same, with labeling field 10 x 48.5 mm

Grey/Green

D 6620 WAB NA GRÜN SV

00803111

same, with control light and labeling field 10 x 48.5 mm

Grey/Green

D 6620 WAB GLK NA GRÜN SV

00803311



For replacement lighting elements see page 23.

Socket SCHUKO® with plug-in terminals, label "SV" and green socket, IP54

For 'emergency power supply', 2-pole, 16 A 250 V~, with connection terminals according to VDE 0620, 2-gang, with green hinged cover

Grey/Green

D 6632 WAB GRÜN SV

00803611

same, with labeling field 10 x 48.5 mm

Grey/Green

D 6632 WAB NA GRÜN SV

00803711



Pre-wired. Equipped on all sides with replaceable cable feed-throughs.

Socket SCHUKO® with plug-in terminals, LED control light, label "ZSV" and orange socket, IP54

For 'additional emergency power supply', 2-pole, 16 A 250 V~, with plug-in terminals, with green LED as a voltage indicator, 230 V~/1 mA, LED lifetime approx. 10 years, 1-gang, with orange hinged cover, with labeling field 10 x 48.5 mm

Grey/Orange

D 6620 WAB LED/4 NA OR ZSV

00809411



For replacement lighting elements see page 23.

Socket SCHUKO® with plug-in terminals, label "ZSV" and orange socket, IP54

For 'additional emergency power supply', 2-pole, 16 A 250 V~, with connection terminals according to VDE 0620, 1-gang, with orange hinged cover

With labeling field 10 x 48.5 mm

Grey/Orange

D 6620 WAB NA OR ZSV

00808111

With control light and labeling field 10 x 48.5 mm

Grey/Orange

D 6620 WAB NA OR ZSV LED/4

00808311



For replacement lighting elements see page 23.

Socket SCHUKO® with plug-in terminals, label "ZSV" and orange socket, IP54

For 'additional emergency power supply', 2-pole, 16 A 250 V~, with connection terminals according to VDE 0620, 2-gang, with orange hinged cover and labeling field 10 x 48.5 mm

Grey/Orange

D 6632 WAB NA OR ZSV

00808711



Pre-wired. Equipped on all sides with replaceable cable feed-throughs.

Socket SCHUKO® with plug-in terminals and label "EDV", IP54

2-pole, 16 A 250 V~, DIN 49 440, with connection terminals according to VDE 0620, 1-gang, with red hinged cover, labeling field 10 x 48.5 mm

Grey/Red

D 6620 WAB NA ROT EDV

00813111

same, with control light

Grey/Red

D 6620 WAB NA ROT EDV LED/4

00813311



For replacement lighting elements see page 23.

Multiple SCHUKO® with plug-in terminals and label "EDV", IP54

2-pole, 16 A 250 V~, DIN 49 440, with connection terminals according to VDE 0620, 2-gang, horizontal, with control light, red hinged cover, labeling field 10 x 48.5 mm

Grey/Red

D 6632 WAB NA ROT EDV LED/4

00814311



Pre-wired. Equipped on all sides with replaceable cable feed-throughs.

For replacement lighting elements see page 23.



Hospital programme

Article Description

Colour

Article no.

Order no.

SOCKETS SCHUKO® PROTECTION CLASS IP44

Combination frame with sealing flange

For vertical and horizontal installation

1-gang, dimensions: 85 x 85 mm	White	D 80.671 WU W	00362111		
	Pure white	D 80.671.02 WU	00203611		
2-gang, dimensions: 85 x 156 mm	White	D 80.672 WU W	00362211		
	Pure white	D 80.672.02 WU	00203711		
3-gang, dimensions: 85 x 227 mm	White	D 80.673 WU W	00362311		
	Pure white	D 80.673.02 WU	00203811		



Socket SCHUKO®, unbreakable, with plug-in terminals, LED control light, label "SV" and green socket, IP44

For 'emergency power supply', 2-pole, 16 A 250 V~, with green LED as a voltage indicator, 230 V~/1 mA, LED life-time approx. 10 years, for combinations, with green hinged cover, with labeling field 10 x 48.5 mm

Green D 80.651.1.42 KWU LED/4 NA SV 00800711



For replacement lighting elements see page 23.

Socket SCHUKO®, unbreakable, with screw terminals, label "SV" and green socket, IP44

For 'emergency power supply', 2-pole, 16 A 250 V~, with connection terminals according to VDE 0620, for combinations, 1-gang, with green hinged cover

Green D 80.661.1 KWU GRÜN SV 00802011

same, with labeling field 10 x 48.5 mm

Green D 80.661.1 KWU NA GRÜN SV 00802111

same, with control light and labeling field 10 x 48.5 mm

Green D 80.661.1.42 KWU NA SV LED/4 00802311



For replacement lighting elements see page 23.

Export sockets with nickel-plated earth pin (Belgium), IP44, with green socket see page 155!

Socket SCHUKO®, unbreakable, plug-in terminals, LED control light, label "ZSV" and orange socket, IP44

For 'additional emergency power supply', 2-pole, 16 A 250 V~, with plug-in terminals, with green LED as a voltage indicator, 230 V~/1 mA, LED lifetime approx. 10 years, for combinations, with orange hinged cover, with labeling field 10 x 48.5 mm

Orange D 80.651.1.33 KWU LED/4 NA ZSV 00800811



For replacement lighting elements see page 23.

Socket SCHUKO®, unbreakable, with screw terminals, label "ZSV" and orange socket, IP44

For 'additional emergency power supply', 2-pole, 16 A 250 V~, with connection terminals according to VDE 0620, for combinations, 1-gang, with orange hinged cover

Orange D 80.661.1 KWU OR ZSV 00807011

same, with control light and labeling field 10 x 48.5 mm

Orange D 80.661.1.33 KWU NA ZSV LED/4 00807311



For replacement lighting elements see page 23.

Export sockets with nickel-plated earth pin (Belgium), IP44, with orange socket see page 156!

Potential conductor connection box

According to DIN 42 801, with 2 contact pins, for 58-type installation boxes, with screw fastening, for connection up to 4 x 2.5 mm² and 1 x 6 mm², with central plate for combinations, with hinged cover and symbol print

White H 80.1942 PA KWU W 00367021



Special codes

In order to make the function of a switch obvious upon first sight, Honeywell PEHA delivers all current switch programmes also with pictogram, symbol or text labels. Also available: colour company logos as design element on switches and sockets.

Printing

We charge a flat printing block fee for new symbols. Prices on request.



MULTIMEDIA/COMMUNICATION TECHNOLOGY



New connections for medical technology.

Honeywell PEHA can supply you with many common multimedia connections for all switch ranges. Today, multimedia products can be found in almost all aspects of daily life, for example the living room or the office. We supply a wide range of attachments for the standardised plug connector.



Multimedia/Communication technology

Article Description

Colour

Article no.

Order no.

MULTIMEDIA

USB power supply 2 A, no power consumption in Standby

Without spreading for screw fastening, with 2 USB sockets type A for power supply and charge of mobile devices, the charging current is split automatically between the ports, short circuit protection, without central plate

D 1602/2.02 USB SPV O.A.

00238953



Technical data:

Input voltage: AC 220–240 V

Output voltage: DC 5 V

Output current: max. 2 A

Max. output power: 10 W

Standby: 0 W

Covers STANDARD: Page 50/59

Covers BADORA: Page 66

Covers DIALOG: Page 76

Covers AURA: Page 87

Covers NOVA: Page 102

Installation frame Concept 45 with central plate for combinations

With metal supporting frame, for receiving Concept 45 devices

STANDARD

Pure white

D 80.600.02 EMS

00219811



AURA

Pure white

D 20.600.02 EMS

00427211



NOVA

Pure white

D 20.600.022 EMS

00418111



Multimedia installation frame for 2 keystone modules

Incl. central plate with supporting frame

STANDARD

White

D 80.610/2 KEY W

00335731

Pure white

D 80.610/2.02 KEY

00335711

BADORA

Pure white

D 11.610/2.02 KEY

00318421

AURA

Pure white

D 20.610/2.02 KEY

00335751

Aluminium

D 20.610/2.70 KEY

00335811

NOVA

Pure white

D 20.610/2.022 KEY

00335831

Aluminium

D 20.610/2.702 KEY

00335871

DIALOG

White

D 95.610/2.03 KEY

00335931

Deep black

D 95.610/2.19 KEY

00335951

COMPACTA

Pure white

D 710/2.02 KEY

00603011

Light grey


D 710/2.12 KEY

00603081

Deep black

D 710/2.19 KEY

00603041



Cover Concept 45

With cutout for 1 Keystone, 22.5 mm wide

Pure white

D 610.02 MJ1/22,5 EMS

00513631

Anthracite

D 610.21 MJ1/22,5 EMS

00513651



BTR Keystone CAT 6A/RJ45 socket

Fully shielded, toolless cable attachment, straight cable outlet













Chrome

D 1950 RJ45 C6

00935011



Multimedia/Communication technology

Article Description	Colour	Article no.	Order no.					
Keystone CAT 6/RJ45 socket								
Unshielded, toolless cable attachment, straight cable outlet	Pure white	D 1951.02 RJ45 C6	00935031					
Keystone CAT 6a socket								
Fully shielded, black inside part	Chrome	D 1950 RJ45 C6A	00935051					
Keystone CAT 6a socket								
Fully shielded, 90° angled, can be use with straight installation depths	Chrome	D 1950 RJ45 C6A WI	00935071					
Keystone on both sides USB 3.0								
Socket type A, assignment 1:1	Black	D 1951.19 USB 3.0	00935091					
Keystone on both sides USB 2.0								
Socket type A, assignment 1:1	Pure white Black	D 1951.02 USB 2.0 D 1951.19 USB 2.0	00935131 00935111					
Keystone 2 x HDMI socket								
Housing white, very short version	Pure white	D 1951.02 HDMI	00935151					
Keystone Cinch socket								
(RCA) double socket, various housing colours	Pure white	D 1951.02 RCA	00935211					
Keystone F connection								
F-socket to F-socket	Black	D 1951.19 F	00935271					
Keystone PAL connection								
PAL socket to PAL socket	Pure white	D 1951.02 PAL	00935331					
Keystone BNC connection								
BNC socket to BNC socket	Pure white	D 1951.02 BNC	00935431					
Keystone blind cover								
	Black	D 19.19 KEY-Z	00935191					
Keystone HDMI cable whip								
HDMI socket 80° to HDMI socket 0.2 m, with 0.2 m cable	Pure white	D 1951.02 HDMI AK	00935531					








Multimedia/Communication technology

Article Description	Colour	Article no.	Order no.				
Keystone USB cable whip							
USB socket to USB socket, with 0.2 m cable	Black	D 1951.19 USB 3.0 AK	00935871				
Keystone cinch cable whip							
Cinch socket 80° to cinch socket, with 0.2 m cable	Pure white	D 1951.02 RCAA	00935911				
Cover Concept 45 with VGA connection cable							
0.2 m connection cable, socket to socket	Pure white	D 2728.02 AK	00935591				
Cover Concept 45 with DVI connection							
DVI gender changer (24+5)	Pure white	D 2730.02	00935631				
Cover Concept 45 with DVI connection							
Connector to plug/screw terminals, assigned only digitally	Pure white	D 2730.02 S	00935711				
Cover Concept 45 with cinch connection							
3* cinch, socket to socket, white, yellow, red	Pure white	D 2731.02	00935751				



Multimedia/Communication technology

Article Description	Colour	Article no.	Order no.				
Cover COMPACTA with VGA connection							
VGA gender changer	Pure white	D 1728.02	00942591				
Cover COMPACTA with VGA connection cable							
VGA socket to VGA socket, with 0.2 m cable	Pure white	D 1728.02 AK	00942791				
Cover COMPACTA with DVI connection							
DVI gender changer (24+5)	Pure white	D 1730.02	00942891				
Cover COMPACTA with 2 DVI connection cables							
DVI socket to DVI socket, with 0.2 m cable	Pure white	D 1730/2.02 AK	00943391				
Cover COMPACTA with VGA and DVI connection							
VGA and DVI gender changer	Pure white	D 1733/2.02	00943491				



Multimedia/Communication technology

COMMUNICATION TECHNOLOGY

Cover for connecting communication systems for vertical cable exit –flat version–

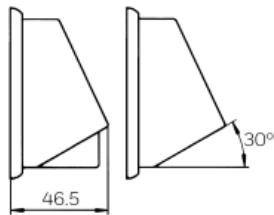


- For vertical and/or 25° angled outlet, for 1 and/or 2 connectors
- For combinations, with metal supporting frame for screw fastening
- Labeling field 10 x 49 mm
- Not suitable for Inline and unbreakable frames!

Combination frames and surface-mounting boxes see switch programmes.

Programme	Colour	Article no.	Order no.		
STANDARD	White	D 80.610 KT W	00149011		
	Pure white	D 80.610.02 KT	00148711		

Cover for connecting communication systems



- For vertical and/or 30° angled outlet, for 1 and/or 2 connectors
- For combinations, with metal supporting frame for screw fastening
- Labeling field 7 x 64 mm



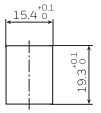
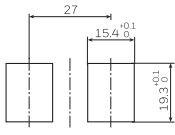
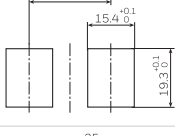
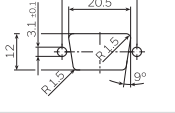
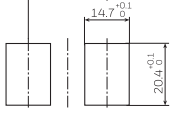
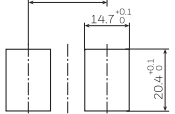
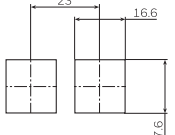
Combination frames and surface-mounting boxes see switch programmes.

Programme	Colour	Article no.	Order no.		
STANDARD	White	D 80.610 KTU W	00148911		
	Pure white	D 80.610.02 KTU	00148511		
DIALOG	White	D 95.610.03 KTU	00885811		
	Pure white	D 95.610.02 KTU	00885711		



Multimedia/Communication technology

Overview of the mounting inserts in connection with the central plates

		Remark: The mounting inserts with the article no. D 80 KT-xx, D 83 KT-xx and D 84 KT-xx have a vertical cable outlet. Mounting insert D 82 KT-xx has a 25° angled outlet. Mounting insert D 81 KTU-xx is suitable for vertical and angled outlets, too.			
D xx.610 KT	D xx.610 KTU				
Article no.	Order no.	Article no.	Order no.	Dimensioned drawing mounting insert	Inserts
		D 81 KTU-D	00594511		All modular jacks shown in the compatibility lists on <i>Pages 21/22 and 177/178</i> for the mounting plates D 600 MJ1 and D 600 MJ12, all Cobinet jacks shown also fit. The Leviton C6a+ QP does not fit in D xx.610 KT.
D 83 KT-DD	00598411				All modular jacks shown in the compatibility lists on <i>pages 21/22 and 177/178</i> for the mounting plates D 600 MJ1 and D 600 MJ12, all Cobinet jacks shown also fit. The Leviton C6a+ QP does not fit in D xx.610 KT.
		D 81 KTU-DD	00594611		All modular jacks shown in the compatibility lists on <i>Pages 21/22 and 177/178</i> for the mounting plates D 600 MJ1 and D 600 MJ12, all Cobinet jacks shown also fit. The Leviton C6a+ QP does not fit in D xx.610 KT.
		D 81 KTU-E	00593611		9-pol, D-subminiature female or 9-pole D-subminiature plug
D 84 KT-MJ4	00593011				All modular jacks shown in the compatibility lists on <i>Pages 21/22 and 177/178</i> for the mounting plate D 600 MJ4 and the Brand Rex AC6JAKS000.
		D 81 KTU-TT	00594811		All modular jacks shown in the compatibility lists on <i>Pages 21/22 and 177/178</i> for the mounting plate D 600 MJ4 and the Brand Rex AC6JAKS000.
D 80 KT-LU/2	00589311				2 x Modular Commscope Jack system
D 80 KT-Z	00592911	D 81 KTU-Z	00593511		**Blind

Additional options upon request.

Central plate COMPACTA for 1 Modular Jack



- For screw fastening with combination frames D 771, D 772 and D 773
- With Attema mounting clip B

For 1 Modular Jack: All modular jacks shown in the compatibility lists on *pages 21/22 and 177/178* for the mounting plate D 600 MJ4

Programme	Colour	Article no.	Order no.
COMPACTA	Pure white	D 710.02 MJ ATT/B	00615811

Central plate COMPACTA for 1 Modular Jack



- For screw fastening with combination frames D 771, D 772 and D 773
- With Attema mounting clip C

For 1 Modular Jack: All modular jacks shown in the compatibility lists on *pages 21/22 and 177/178* for the mounting plate D 600 MJ7 and D 600 MJ12

Programme	Colour	Article no.	Order no.
COMPACTA	Pure white	D 710.02 MJ ATT/C	00615911



Multimedia/Communication technology

Overview according to suppliers Modular Jack											
	Red	Transp.	Black	Yellow	Green	Orange	Blue	Brown	Grey	Beige	Silver
Article no. supporting frame	D 600 MJ1	D 600 MJ2	D 600 MJ3	D 600 MJ4	D 600 MJ5	D 600 MJ7	D 600 MJ8	D 600 MJ9	D 600 MJ10	D 600 MJ11	D 600 MJ12
Order no.	00740011	00740111	00740211	00740711	00741111	00742111	00742211	00742511	00742711	00743111	00743211
3 M Volition type											
05-753-212 00 cat 6A m.S. shielded											X
VOL-OCK6-SE8, VOL-OCK6A-SE8											X
VOLOCK6ASN8											X
43096-746 00 cat 6											X
43096-747 00 cat 6 m.S. unshielded											X
ADC KRONE											
MT-RJ 7023 1 303-xx	X										
UTP 6830 1 302-xx, STP 6830 1 312-xx	X										
6830 1 800-xx and 810-xx	X										
UTP 6540.1.130-xx, STP 6540.1.154.xx							X				
6540.1.100.xx							X				
AMP/tyco											
216811 - 1		X									
2153000-1 & 2153001-1 cat 6A				X							
1116604-2 & 1339015-1 cat 5E o.S.				X							
1375055-1 cat 6 o.S. unshielded				X							
1375188-1 cat 6 o.S. shielded				X							
1711716-1 cat 6A o.S. shielded				X							
1711592-1 cat 6A m.S. shielded				X							
1711342-1 cat 6 o.S. shielded				X							
1711160-1 cat 6 m.S. shielded				X							
1711437-1 cat 7A o.S. shielded				X							
1711441-1 cat 7A m.S. shielded				X							
1933284-2 Duplex LC adapter				X							
Brand Rex											
AC6JAKS000 cat 6A o.S. shielded						X					
T6JAKS000 cat 6 o.S. shielded						X					
Cobinet											
6920 0052, 6920 1052, 6920 4052/P.1						X					
6920 0022, 6920 1022						X					
Commscope Systemax											
MFP 520					X						
MGS600-xxx, MGS500-xxx, MGS400-xxx					X						
MPS100E-xxx, M1BH-H-xxx cat 3					X						
Daetwyler											
MS 1/8 185700 cat 6 o.S. shielded										X	
KS-TS 6 418054 cat 6A o.S. shielded											X
KS-T 6 418055 cat 5 o.S. shielded											X
Unilan RJ45 coupling 418056 cat 6 coupling						X					
KS-T 6A 418060 cat 6A m.S. shielded											X
KS-T Plus 6A 418061 cat 6A m.S. shielded											X
Unilan KU-T 1/8 418070/1 cat 6 o.S. unshielded											X
Unilan KU-T 1/8 418072/3 cat 5 o.S. unshielded											X
MS-K 1/8 440001/04 cat 6											X
PS-GG45 400102 cat 7A o.S. shielded				X							
EFB ELEKTRONIK											
11201155, 11201166	X										
E-20050, E-20051							X				
E-20061, E-20070, E-20072	X										
E-20080/1, E-20090	X										
DCOC10001, DCVC10001						X					
Hubbell											
HXJ 5 EBU+UTP and HJ 6A						X					
InLine											
76201, 76201A						X					
Legrand											
76587 and 76588											X
LEONI											
Variokeystone LKD 9A460128 cat 6A o.S. shielded										X	
Variokeystone LKD 9A460061 cat 7 m.S. shielded										X	
MegaLine Connect 100 Kat. 6A 9A902010 m.S.										X	
MegaLine Connect 100 8C7A 9A902020 m.S. shielded										X	
MegaLine Connect 100 4K7A 9A902030 m.S. shielded										X	
MegaLine Connect 45 LKD 9A5010xx						X					
MegaLine Connect 45 LKD 9A5020xx										X	

o.S. = without dust protector cap

m.S. = with dust protector cap



Multimedia/Communication technology

Overview according to suppliers Modular Jack											
	Red	Transp.	Black	Yellow	Green	Orange	Brown	Grey	Beige	Silver	Pure white
Article no. supporting frame	D 600 MJ1	D 600 MJ2	D 600 MJ3	D 600 MJ4	D 600 MJ5	D 600 MJ7	D 600 MJ9	D 600 MJ10	D 600 MJ11	D 600 MJ12	D 600 MJ13
Order no.	00740011	00740111	00740211	00740711	00741111	00742111	00742511	00742711	00743111	00743211	00743461
LEVITON											
C6a+ QP shielded										X	
6A10G-RW6 cat 6A o.S. shielded			X								
Lexel											
LexCom 125 + 250 with installation frame 30 658 0009								X			
METZ CONNECT (BTR)											
130A08-I, 130A08-i-B1 cat 5e o.S. unshielded						X					
130908-I cat 5e o.S. unshielded									X		
130909-I cat 6 o.S. unshielded									X		
130A10-I cat 6 o.S. unshielded									X		
1309A0-I cat 6 o.S. shielded coupling									X		
1309A1-I cat 6 o.S. shielded coupling 90°						X			X		
130B11-E, 130B12-E, 130B13-E cat 6A o.S. shielded									X		
130B21-E, 130B22-E, 130B23-E cat 6A o.S. shielded						X					
130910-I/-B1 cat 6A o.S. shielded									X		
15091070-I, 15091071-I, 15091072-I									X		
15091075-I, 15091076-I, 15091001-I ST									X		
130898-01-I, 130898-02-I, 130898-03-I, KOAX									X		
130910KI (cat 6A shielded)						X					
130A11KI and 130A11-29KI (cat 6A unshielded)						X					
130A11-I and 130A11-29-I (cat 6A unshielded)									X		
MMC											
BC5Exx, BC6xx, BC6AFS						X					
MK6xx, MK6Axx						X					
Molex											
KSJ-00033-xx cat 6 o.S. unshielded	X										
Nexans											
N420.550,-.551,-.555,-.556 (with clip N429.626)										X	
N420.660,-.661,-.666,-.667 (with clip N429.626)										X	
N420.666G,-.667G,-.66A,-.67A (with clip N429.626)										X	
N420.730,-.731,-.735,-.736 (with clip N429.620)				X							
PANDUIT											
NK688MAW cat 6 o.S. unshielded						X					
CJ688TGAW; CJS688TGY; CJS6X88TGY-24; CJ6X88TGRD											X
RADIALL											
R280 MOD 804 + MOD 805	X										
R280 MOD 807 cat 5e	X										
R280 MOD 809 + MOD 811 cat 5e o.S.						X					
R280 MOD 800 + MOD 803A cat 6 o.S. unshielded						X					
R280 MOD 802 cat 6 o.S.	X										
R280 MOD 810 + MOD 831 cat 6A o.S. shielded						X					
R280 MOD 830 cat 6a o.S. unshielded						X					
R&M											
R30513 and -4 with adapter R310694					X						
R813520 and -521 cat 6A EL					X						
R808370 and -371 cat 6A ISO					X						
R509508 + R509509 cat 6A m.S.						X					
R813512 and -514 cat 6A EL						X					
Rutenbeck											
13900304 + 5						X					
Setec											
SE six XKJ 501379 + 501362 cat 6 o.S. shielded						X					
SE six XaKJ 501415 + 501414 cat 6A o.S. shielded						X					
SIEMON											
MX-K-C5-02-ND and MX-K-C5-80-ND cat 5e	X										
MX6-FS cat 6 o.S. shielded							X				
Z6A-S02 cat 6a o.S. shielded							X				
Schrack											
HSEMRJ5UWS + HSEMRJ6GWS						X					
Telegärtner											
AMJ-S modul cat 6A	X					X					
AMJ modul K cat 6A	X					X					
J00029K0050 cat 6a o.S. shielded	X					X					

o.S. = without dust protector cap m.S. = with dust protector cap



Multimedia/Communication technology

Supporting frame for screw fastening, for receiving up to 2 Modular Jack plug-in connectors



Combination frames and surface-mounting boxes see switch programmes.

Article no.	D 600 MJ1	D 600 MJ2	D 600 MJ3	D 600 MJ4
Order no.	00740011	00740111	00740211	00740711
Insert colour	Red	Transparent	Black	Yellow
Modular Jack	ADC KRONE MT-RJ 7023 1 303-xx, UTP 6830 1 302-xx, 6830 1 800-xx and 810-xx EFB ELEKTRONIK E-20061, E-20070, E-20072, E-20080/1, E-20090, 11201155, 11201166 Molex KSJ-00033-xx cat 6 o.S. RADIALL R280 MOD 804 + MOD 805 cat 4, R280 MOD 807 cat 5e, R280 MOD 802 cat 6 SIEMON MX-K-C5-80-ND, MX-K-C5-02-ND and ZMAX cat 6A Telegärtner AMJ-S modul cat. 6A, J00029K0050 cat 6a, AMJ modul K cat 6A	AMP/tyco 216811-1	LEVITON 6A10G-RW6 cat 6 A	AMP/tyco 2153000-1, 2153001-1, 1116604-2, 1339015-1, 1375055-1, 1375188-1, 1711716-1, 1711592-1, 1711342-1, 1711160-1, 1711437-1, 1711441-1, 1933284-2 Duplex LC adapter Daetwyler PS-GG45 400102 cat7A Nexans N420.550,-.551,-.555,-.556 (with clip N429.626), N420.660,-.661,-.666,-.667 (with clip N429.626), N420.666G,-.667G,-.66A,-.67A (with clip N429.626), N420.730,-.731,-.735,-.736 (with clip N429.620)
Article no.	D 600 MJ5	D 600 MJ7	D 600 MJ7	D 600 MJ8
Order no.	00741111	00742111	00742111	00742211
Insert colour	Green	Orange	Orange	Blue
Modular Jack	Commscope MGS600-xxx, MGS500-xxx, MGS400-xxx, MPS100E-xxx, MFP520 cat. 6, M1BH-H-xxx cat. 3 R&M R30513 and -4 with adapter R310694, R813520 and -521 cat 6A EL, R808370 and -371 cat 6A ISO	Brand Rex AC6.JAKS000, T6.JAKS000 Cobinet 6920 0052, 6920 1052 6920 4052/P.1, 6920 0022, 6920 1022 EFB ELEKTRONIK DCOC.10001, DCVC.10001 Hubbell HXJ 5 EBU+UTP, HJ 6A LEONI MegaLine Connect 45 LKD 9A5010xx METZ CONNECT (BTR) 130A08-I, 130A08-I-B1, 1309A1-I, 130B21-E, 130B22-E, 130B23-E, 130910KI (cat 6A shielded), 130A11KI and 130A11-29KI (cat 6A unshielded) MMC BC5Exx, BC6xx, BC6A FS, MK6Axx, MK6xx	PANDUIT NK688MAW RADIALL R280 MOD 809 - 811, R280 MOD 800 + 803A, R280 MOD 830 + 831 R&M 509508 and -9 cat 6A m.S., R813512 and -514 cat 6A EL Rutenbeck 13900304 + 5 Setec SE six XKJ 501379 + 501362, SE six XaKJ 501415 + 501414 Schrack HSEMRJ5UWS, HSEMRJ6GWS Telegärtner AMJ-S modul cat. 6A, J00029K0050, AMJ modul K cat 6A InLine 7601, 7601A	ADC KRONE RJ45 cat 5, STP 6540.1.154.xx, UTP 6540.1.130-xx and 6540.1.100.xx EFB ELEKTRONIK E-20050, E-20051
Article no.	D 600 MJ9	D 600 MJ10	D 600 MJ11	D 600 MJ12
Order no.	00742511	00742711	00743111	00743211
Insert colour	Brown	Grey	Beige	Silver
Modular Jack	SIEMON MX6-FS+Z6A-S02 cat 6a	Lexel LexCom 125 and LexCom 250 with installation frame 30 658 0009	Daetwyler MS 1/8 185700 LEONI Variokeystone LKD 9A460128, Variokeystone LKD 9A460061, MegaLine Connect 100, 8C7A 9A902020, 4K7A 9A902030, Kat. 6A 9A902010, MegaLine Con- nect 45 LKD 9A5020xx METZ CONNECT (BTR) 130908-I, 130909-I, 1309A0-1, 1309A1-I, 130B11-E, 130B12-E, 130B13-E, 130910-1/-B1, 15091070-I, 15091071-I, 15091072-I, 15091075-I, 15091076-I, 130898-01-I, 130898-02-I, 130898-03-I, KOAX, 130910-1-B1, 130A10-I, 15091001-1 ST, 130A11-I and 130A11-29-I (cat 6A unshielded)	3 M Volition type 05-753-212 00, VOL-OCK6A-SE8, VOL-OCK6-SE8, VOLOCK6ASN8, 43096-746 00, 43096-747 00 Daetwyler KS-TS 6 418054, KS-T 6 418055, KS-T 6A 418060, KS-T Plus 6A 418061, Unilan KU-T 1/8 418070/1, Unilan KU-T 1/8 418072/3, MS-K 1/8 440001/04, Legrand 76587, 76588 and 033154 LEVITON C6A+ QP R&M 509508 and -9 cat 6A m.S., R813512 and -514 cat 6A EL
Article no.	D 600 MJ13			
Order no.	00743461			
Insert colour	Pure white			
Modular Jack	Panduit CJ688TGAW; CJS688TGY; CJS6X88TGY-24; CJ6X88TGRD			



Multimedia/Communication technology

Central plate for supporting frame D 600 MJ1–D 600 MJ13

- With sliding cover and labeling field 7 x 44 mm

Combination frames and surface-mounting boxes see switch programmes.



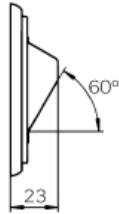
For 1 Modular Jack



For 2 Modular Jack

Programme	Colour	Article no.	Order no.	Article no.	Order no.
STANDARD	White	D 80.610 MJ1 NAW	00752611	D 80.610 MJ2 NAW	00749811
	Pure white	D 80.610.02 MJ1 NA	00753111	D 80.610.02 MJ2 NA	00752411
DIALOG	White	D 95.610.03 MJ1 NA	00801911	D 95.610.03 MJ2 NA	00803411
	Pure white	D 95.610.02 MJ1 NA	00801811	D 95.610.02 MJ2 NA	00802911
	Deep black	D 95.610.19 MJ1 NA	00802511	D 95.610.19 MJ2 NA	00803811
	Aluminium	D 95.610.70 MJ1 NA	00318611	D 95.610.70 MJ2 NA	00318711
AURA	Pure white	D 20.610.02 MJ1 NA	00113511	D 20.610.02 MJ2 NA	00113611
	Anthracite	D 20.610.21 MJ1 NA	00121511	D 20.610.21 MJ2 NA	00122411
	Aluminium	D 20.610.70 MJ1 NA	00152711	D 20.610.70 MJ2 NA	00152811
NOVA	Pure white	D 20.610.022 MJ1 NA	00028111	D 20.610.022 MJ2 NA	00028211
	Piano black	D 20.610.192 MJ1 NA	00043111	D 20.610.192 MJ2 NA	00043211

Central plate for 2 modules Reichle De Massari with 30° angled outlet

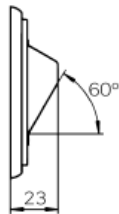


- For 2 x Reichle De Massari: R302372, R302373, R304325, R304326, R304327, R304328, R509500, R509504, R925370, R925371
- Labeling field 7 x 44 mm

Combination frames and surface-mounting boxes see switch programmes.

Programme	Colour	Article no.	Order no.
STANDARD	White	D 80.610 RDM W	00734411
	Pure white	D 80.610.02 RDM	00734511
DIALOG	Pure white	D 95.610.02 RDM	00817911
AURA	Pure white	D 20.610.02 RDM	00112111

Central plate for 2 modules from Commscope with 30° angled outlet

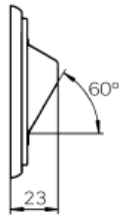


- For 2 x Commscope: MPS100E, MGS400, MGS500, MGS600, 30° angled outlet, with metal supporting frame for screw fastening
- Labeling field 7 x 44 mm

Combination frames and surface-mounting boxes see switch programmes.

Programme	Colour	Article no.	Order no.
STANDARD	White	D 80.610 LU/2 W	00737711
	Pure white	D 80.610.02 LU/2	00737811
DIALOG	Pure white	D 95.610.02 LU/2	00804711
AURA	Pure white	D 20.610.02 LU/2	00113311

Central plate for 2 Duplex-SC/ST couplings with 30° angled outlet



- For 2 Duplex-SC/ST couplings of the makes AMP, Euromicron, Diamond, Molex, ODU etc., Thomas + Betts Nevada Western OMNI 5, with metal supporting frame for screw fastening
- Labeling field 7 x 44 mm

Combination frames and surface-mounting boxes see switch programmes.

Programme	Colour	Article no.	Order no.
STANDARD	White	D 80.610 SC/2 W	00731811
	Pure white	D 80.610.02 SC/2	00731911



Multimedia/Communication technology

Central plate for connecting communication systems for cable exit at front



- For different connectors, with metal supporting frame for screw fastening

Combination frames see switch programmes.

Connectoren		9-pole, D-subminiature female or 9-pole, D-subminiature plug		2 x 9-pole, D-subminiature female or 2 x 9-pole, D-subminiature plug		XLR installation socket audio type FP, Ø = 24.5 mm	
Cutout							
Programme	Colour	Article no.	Order no.	Article no.	Order no.	Article no.	Order no.
STANDARD	White	D 80.677-EW	00513811	D 80.677-EEW	00526811	D 80.677-HW	00516811
	Pure white	D 80.677.02-E	00266211	D 80.677.02-EE	00266311	D 80.677.02-H	00266811
Connectoren		BNC/TNC cable installation socket or TNC installation socket, Ø = 12.9 mm		2 x BNC/TNC cable installation socket or 2 x TNC installation socket, Ø = 12.9 mm		Blind	
Cutout							
Programme	Colour	Article no.	Order no.	Article no.	Order no.	Article no.	Order no.
STANDARD	White	D 80.677-SW	00525811	D 80.677-SSW	00512811		
	Pure white	D 80.677.02-S	00267811	D 80.677.02-SS	00267911		
STANDARD	White					D 80.677-ZW	00529811
	Pure white					D 80.677.02-Z	00268411
AURA	Pure white					D 20.677.02-Z	00116111
NOVA	Pure white					D 20.677.022-Z	00027511

Central plate with circular standard cutout, Ø 45 mm



- With circular standard cutout according to DIN 49 075
- Installation diameter 45 mm

Combination frames see switch programmes.

Programme	Colour	Article no.	Order no.		
STANDARD	White	D 80.670ZR W	00219311		
	Pure white	D 80.670.02 ZR	00218711		
DIALOG	Pure white	D 95.670.02 ZR	00819411		

Central plate with square standard cutout, 50 x 50 mm



- For connection boxes of the makes Ackermann, Panduit, Reichle De Massari, Molex, Telesafe etc.

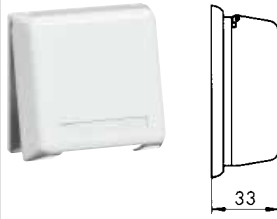
Combination frames see switch programmes.

Programme	Colour	Article no.	Order no.		
STANDARD	White	D 80.670ZV W	00219411		
	Pure white	D 80.670.02 ZV	00219711		
DIALOG	White	D 95.670.03 ZV	00828611		
	Pure white	D 95.670.02 ZV	00819511		
	Deep black	D 95.670.19 ZV	00847311		
	Aluminium	D 95.670.70 ZV	00316611		
AURA	Pure white	D 20.670.02 ZV	00117211		
	Anthracite	D 20.670.21 ZV	00129511		
	Aluminium	D 20.670.70 ZV	00155811		
NOVA	Pure white	D 20.670.022 ZV	00027211		



Multimedia/Communication technology

Central plate with square standard cutout, 50 x 50 mm, with high hinged cover, unbreakable



- For connection boxes of the makes Ackermann, Panduit, Reichle De Massari, Molex, Telesafe etc.

Combination frames see switch programmes.

Programme	Colour	Article no.	Order no.		
DIALOG	Pure white	D 95.670.02 KH NA ZV	00819611		

Central plate with square standard cutout, 55 x 55 mm



- For e. g. SOMFY or Devireg

Programme	Colour	Article no.	Order no.		
STANDARD	White	D 80.670/55 W	00219511		
	Pure white	D 80.670/55.02	00219611		
DIALOG	Pure white	D 95.02 JR	00581611		
	Aluminium	D 95.70 JR	00579411		
NOVA	Pure white	D 20.022 JR	00100511		

Adapter frame with square standard cutout, 45 x 45 mm



- For Alcatel connection boxes ACS 450.100...216
- For installation in central plates with square standard cutout, 50 x 50 mm, article no. D xx.670 ZV

Programme	Colour	Article no.	Order no.		
Suitable for all switch programmes	Pure white	D 72.02	00583911		

Surface-mounting box



- 1-gang
- Dimensions: W 81 x L 81 x H 46 mm
- Tall design for the surface-mounted installation of the ACO system, 3-position switches and UAE-cat. 6 connection units

Programme	Colour	Article no.	Order no.		
STANDARD, 1-gang	White	D 80.691 H W	00207411		
	Pure white	D 80.691.02 H	00209011		

Cover Modular Jack for Concept 45



- Communication output for 1 Modular Jack type LexCom 250 by colour adapter frame 30 658 000x, ½ device (22.5 mm wide)

Programme	Colour	Article no.	Order no.		
Concept 45	Pure white	D 610.02 KT-LEX EMS/22,5	00419411		

Cover Modular Jack for Concept 45



- Communication output for 1 Modular Jack with insulation displacement technology, 8-pole RJ45 non-shielded cat. 6, ½ device (22.5 mm wide)

Programme	Colour	Article no.	Order no.		
Concept 45	Pure white	D 2758.02 UAE-C6	00572111		
	Anthracite	D 2758.21 UAE-C6	00572211		
	Aluminium	D 2758.70 UAE-C6	00572311		



Multimedia/Communication technology

Cover Modular Jack for Concept 45



- Communication output for Commscope MPS100E, MGS400, MGS500, MGS600, for cover plates of OBO, Rehau, Van Geel, PUK-Werke and GGK-Kanal, with 4.7 mm frame height
- Labeling field 7 x 41 mm

Programme	Colour	Article no.	Order no.
Concept 45	Pure white	D 610.02 LU/2 EMS/4,7	00415611

Cover Modular Jack for Concept 45



- For 2 Modular Jack
- 1½ devices (67.5 mm wide)
- Labeling field 7 x 44 mm
- Colour: Pure white

Article no.	D 610.02 MJ1 EMS/67,5	D 610.02 MJ2 EMS/67,5	D 610.02 MJ3 EMS/67,5	D 610.02 MJ4 EMS/67,5
Order no.	00423111	00423211	00423311	00423411
Insert colour	Red	Transparent	Black	Yellow
Modular Jack	ADC KRONE MT-RJ 7023 1 303-xx, UTP 6830 1 302-xx, 6830 1 800-xx and 810-xx EFB ELEKTRONIK E-20061, E-20070, E-20072, E-20080/1, E-20090, 11201155, 11201166 Molex KSJ-00033-xx cat 6 o.S. RADIALL R280 MOD 804 + MOD 805 cat 4, R280 MOD 802 and R280 MOD 807 SIEMON MX-K-C5-80-ND, MX-K- C5-02-ND and ZMAX cat 6A Telegärtner AMJ-S modul cat. 6A, J00029K0050 and AMJ modul K cat 6A	AMP/tyco 216811-1	LEVITON 6A10G-RW6	AMP/tyco 1116604-2, 1339015-1, 1375055-1, 1375188-1, 1711716-1 1711592-1, 1711342-1, 1711160-1, 1711437-1, 2153000-1, 2153001-1, 1933284-2 Duplex LC adapter Daetwyler PS-GG45 400102 cat7A Nexans N420.550,-.551,-.555,-.556 (with clip N429.626) N420.660,-.661,-.666,-.667 (with clip N429.626) N420.666G,-.667G,-.66A,-.67A (with clip N429.626) N420.730,-.731,-.735,-.736 (with clip N429.620)
Article no.	D 610.02 MJ5 EMS/67,5	D 610.02 MJ7 EMS/67,5	D 610.02 MJ10 EMS/67,5	D 610.02 MJ12 EMS/67,5
Order no.	00423511	00423711	00424211	00401611
Insert colour	Green	Orange	Grey	Silver
Modular Jack	Reichle De Massari R30511, -2, -3 and -4 with adapter 310694	Brand Rex AC6JAKS000, BTR 130A08-I, 130A08-i-B1, 1309A1-I, 130B21-E, 130B22-E, 130B23-E Cobinet 6920 0052, 6920 1052, 6920 4052/P.1, 6920 0022, 6920 1022 Daetwyler Unilan RJ45 coupling 418056 EFB ELEKTRONIK DCOC 10001, DCVC 10001 Hubbell HXJ 5 EBU+UTP, HJ 6A LEONI LKD 9ZK00026 MegaLine Connect 45 LKD 9A5010xx, MMC BC5Exx, BC6xx, BC6A FS PANDUIT KJ688TPBL RADIALL R280 MOD 809 - 811, R280 MOD 800 + 803A, R280 MOD 830 - 831 Rutenbeck 13900304 and 5 Setec SE six XKJ 501379 + 501362 SE six XaKJ 501415 + 501414 Schrack HSEMRJ5UWS, HSEMRJ6GWS Telegärtner AMJ-S modul cat. 6A	Lexel LexCom 125 and LexCom 250 with installation frame 30 658 0009	3 M Volition type 05-753-212 00, VOL-OCK6A-SE8, VOL-OCK6-SE8, VOLOCK6ASN8, 43096-746 00, 43096-747 00 Daetwyler KS-TS 6 418054, KS-T 6 418055, KS-T 6A 418060, KS-T Plus 6A 418061, Unilan KU-T 1/8 418070/1, Unilan KU-T 1/8 418072/3, MS-K 1/8 440001/04 Legrand 76587, 76588 and 033154 LEVITON C6A+ QP R&M R509508 and 9

Cover Modular Jack for Concept 45



- With Attema mounting clip C, for 1 Modular Jack: All modular jacks shown in the compatibility lists on pages 21/22 and 177/178 for the mounting plates D 600 MJ1, D 600 MJ7 and D 600 MJ12

Programme	Colour	Article no.	Order no.
Concept 45	Pure white	D 610.02 MJ ATT EMS/C	00429011



SURFACE-MOUNTED PROGRAMME



Clean installation in dry rooms.

If walls in dry rooms should not be opened up, the Honeywell PEHA surface-mounted range is the right solution. Surface-mounted solutions do not have to be conspicuous. Honeywell PEHA proves that there is a different solution: Attractive optic and sophisticated technique unite to a complete programme.



Surface-mounted programme

Article Description

Colour

Article no.

Order no.

Base plate

From self-clearing material, asbestos-free, for all following surface-mounted devices

Dimensions: W 60 x L 63 mm	D 31	00587111			
Dimensions: W 60 x L 107 mm	D 32	00587211			
Dimensions: W 65 x L 150 mm	D 33	00587311			



These base plates correspond to the requirements of the property insurance association for the installation on flammable material.

Rocker switch 10 A 250 V~ with plug-in terminals

Universal switch (1-way/2-way switch)	White	H 626	00250621		
	Pure white	H 626.02	00259421		
Series bridged switch	White	H 625	00250521		
	Pure white	H 625.02	00259621		
Intermediate switch	White	H 627	00250721		
1-way 2-pole switch	White	H 622	00250221		
Dimensions: W 60 x H 30 x L 60 mm					



Rocker switch with plug-in terminals and control light 10 A 250 V~

Universal switch (1-way/2-way switch)	White	H 626 GLK	00251621		
1-way 2-pole switch	White	H 622 GLK	00251221		
Dimensions: W 60 x H 30 x L 60 mm					



Pushbutton 10 A 250 V~ with plug-in terminals and different symbols

(10-655 L; 3-655 T; 2-655 K; 1-655 N; 1-655 rot) (Replacement symbols see below)

1-pole, NO	White	H 655	00252121		
same, with control light (also connectable as an illuminated pushbutton)	White	H 655 GLK	00254121		
Dimensions: W 60 x H 30 x L 60 mm					



Replacement symbols for pushbuttons and rocker switches

LIGHT	Clear, transparent	D 655 L	00584711		
BELL	Clear, transparent	D 655 K	00584811		
DOOR	Clear, transparent	D 655 T	00584911		
NEUTRAL	Clear, transparent	D 655 N	00584011		
RED, neutral	Red, transparent	D 655 ROT	00584311		



Package contents: 1 pc

Combination with screw terminals

Consisting of: rocker switch 10 A 250 V~, socket SCHUKO® 2-pole, 16 A 250 V

Universal switch (1-way/2-way switch)	White	H 6696	00275621		
	Pure white	H 6696.02	00259721		
Series bridged switch (specified only for export)	White	H 6695	00275521		
Dimensions: W 60 x L 100 x H 48 mm					









Combination with plug-in and screw terminals

Consisting of: rocker switch 10 A 250 V~, serial socket SCHUKO® 2-pole, 16 A 250 V

Universal switch (1-way/2-way switch)	White	H 6696/2	00276621		
Dimensions: W 62 x L 156.5 mm					








Surface-mounted programme

Article Description	Colour	Article no.	Order no.				
Socket SCHUKO® with screw terminals							
2-pole, 16 A 250 V~, DIN 49 440, with connection terminals according to VDE 0620, 1-gang, square	White	D 6650	00485111				
Dimensions: W 60 x L 63 x H 41.3 mm							
Socket SCHUKO® with screw terminals							
2-pole, 16 A 250 V~, DIN 49 440, with connection terminals according to VDE 0620, 1-gang, square	White Pure white	H 6600 V H 6600.02 V	00480121 00259821				
Dimensions: W 60 x L 63 x H 48 mm							
Serial socket SCHUKO® with screw terminals							
2-pole, 16 A 250 V~, DIN 49 440, with connection terminals according to VDE 0620, rectangular	White	D 6652	00497111				
Dimensions: W 60 x L 98 x H 40.8 mm							
Serial socket SCHUKO® with screw terminals							
2-pole, 16 A 250 V~, DIN 49 440, with connection terminals according to VDE 0620, rectangular, unbreakable, with increased protection against electric shock	Pure white	D 6652.02 SI BF	00494811				
Dimensions: W 60 x L 98 x H 40.8 mm							
Serial socket SCHUKO® with screw terminals							
2-pole, 16 A 250 V~, DIN 49 440, with connection terminals according to VDE 0620, rectangular	White Pure white	H 6602 H 6602.02	00495021 00259921				
Dimensions: W 60 x L 101 x H 48 mm							
Serial socket SCHUKO® with screw terminals							
2-pole, 10/16 A 250 V~, matches H.A.F box, completely wired on an installation cover	White	H 6602/HAF-N	00495321				



Surface-mounted programme

Article Description	Colour	Article no.	Order no.				
3-gang socket SCHUKO® with screw terminals							
2-pole, 16 A 250 V~, DIN 49 440, with connection terminals according to VDE 0620, rectangular, suitable for 3 angled plugs	White	D 6303	00507011				
Dimensions: W 65 x L 150 x H 44 mm							
Light signal with screw terminals							
Without lamp and protective cover, with E14 socket	White	D 695/14 O.H.	00278111				
Dimensions: W 60 x L 60 x H 50 mm For E10 glow/filament lamps see page 192.							
Protective cover for E14 and E10 light signal							
Flat, for fluorescent tubes, max. 35 mm long and max. 7 W	Clear	D 1505/2	00397211				
	Green	D 1505/4	00397411				
High, for fluorescent tubes, max. 57 mm long and max. 10 W	Clear	D 1500/2	00398211				
	Red	D 1500/3	00398311				
	Green	D 1500/4	00398411				
Pull cord switch 10 A 250 V~ with plug-in terminals							
Universal switch (1-way/2-way switch)	White	H 1626	00386621				
Dimensions: W 60 x L 63 x H 29 mm							



WATER-PROOF PROGRAMME



The water-proof programme. So much protection is necessary.

Water and power – is there a combination more dangerous? Electrical installations in damp rooms demand 100 % perfection. A perfection, which is provided by the surface- or flush-mounted water-proof programme from Honeywell PEHA: this collection fulfils all technical requirements for water-proof products.



Water-proof programme – surface-mounted – IP54**

Article Description

Colour

Article no.

Order no.

Rocker switch with plug-in terminals 10 A 250 V~, unbreakable

Universal switch (1-way/2-way switch)	Pure white	D 626.02 WAB	00462611		
Series bridged switch	Pure white	D 625.02 WAB	00462511		
1-way 2-pole switch	Pure white	D 622.02 WAB	00462211		



Rocker switch with control light with plug-in terminals 10 A 250 V~, unbreakable

Universal switch (1-way/2-way switch)	Pure white	D 626.02 WAB GLK	00463611		
1-way 2-pole switch	Pure white	D 622.02 WAB GLK	00463211		



For replacement lighting elements see page 23.

Pushbutton 10 A 250 V~ with plug-in terminals, with different symbols, unbreakable

(10-65 L; 3-65 T; 2-65 K; 1-65 N; 1-65 rot) (Replacement symbols see page 195)

1-pole, NO ¹⁾	Pure white	D 655.02 WAB	00463111		
same, with control light, 1-pole, NO	Pure white	D 655.02 WAB GLK	00464111		



¹⁾In compliance with workplace regulations, can be illuminated with the aid of glow/filament lamp elements, see page 23.

For replacement lighting elements see page 23.

Pushbutton 10 A 250 V~ with screw terminals

2-gang/2-way pushbutton	Pure white	D 629.02 T WAB	00462911		
-------------------------	------------	----------------	----------	--	--

Also connectable as roller shutter pushbutton with electric regulation.



Light signal with screw terminals, unbreakable

Without lamp and protective cover					
With E10 socket	Pure white	D 695.02 WAB O.H.	00465011		
With E14 socket	Pure white	D 695/14.02 WAB O.H.	00465111		

For fluorescent tubes E14,
flat covers, max. 35 mm long and max. 7 W,
high covers, max. 57 mm long and max. 10 W

Protective covers see page 187.

Glow/filament lamp E10 for light signal see page 192.



Combination with plug-in terminals, unbreakable

Consisting of: rocker switch 10 A 250 V~, socket SCHUKO®, 2-pole, 16 A 250 V

Universal switch (1-way/2-way switch)	Pure white	D 6666.02 WAB	00467611		
---------------------------------------	------------	---------------	----------	--	--



The inserts of these combinations may be replaced with any inserts from the WAB series.

Socket SCHUKO® with plug-in terminals, unbreakable

2-pole, 16 A 250 V~, DIN 49 440, with connection terminals according to VDE 0620, 1-gang	Pure white	D 6620.02 WAB	00466111		
same, with increased protection against electric shock	Pure white	D 6620.02 WAB SI	00466811		



**Sockets according to VDE IP44, according to KEMA IP54







Water-proof programme – surface-mounted – IP54**

Article Description	Colour	Article no.	Order no.				
Socket SCHUKO® with plug-in terminals, unbreakable							
2-pole, 16 A 250 V~, DIN 49 440, with connection terminals according to VDE 0620, 1-gang, with labeling field 10 x 48.5 mm	Pure white	D 6620.02 WAB NA	00466611				
Lockable socket SCHUKO® with plug-in terminals, unbreakable							
2-pole, 16 A 250 V~, DIN 49 440, with connection terminals according to VDE 0620, 1-gang, with labeling field 10 x 48.5 mm 15 different connection possibilities. Identical closures upon request.	Pure white	D 6620.02 WAB NA VS	00464011				
Replacement lock with 2 keys Replacement requirement for article no. D 6620 WAB NA VS		D 91 VS	00589111				
Serial socket SCHUKO® with plug-in terminals, unbreakable							
2-pole, 16 A 250 V~, with connection terminals according to VDE 0620, horizontal*	Pure white	D 6632.02 WAB	00466211				
same, with labeling field 10 x 48.5 mm*	Pure white	D 6632.02 WAB NA	00466711				
*Pre-wired. Equipped on all sides with replaceable cable feed-throughs. Vertical	Pure white	D 6622.02 WAB	00466511				
3-gang socket SCHUKO® with plug-in terminals, unbreakable							
2-pole, 16 A 250 V~, DIN 49 440, with connection terminals according to VDE 0620, horizontal	Pure white	D 6633.02 WAB	00466311				
Pre-wired. Equipped on all sides with replaceable cable feed-throughs. The inserts of these 3-gang sockets are replaceable with any WAB series inserts.							
Rocker switch 10 A 250 V~ with plug-in terminals, unbreakable							
2-pole, without surface-mounted box	Pure white	B 622.02 WAB O. D.	00309741				
Universal switch, without surface-mounted box	Pure white	B 626.02 WAB O. D.	00304441				
Pushbutton 10 A 250 V~ with plug-in terminals, with different symbols, unbreakable							
(10-65 L; 3-65 T; 2-65 K; 1-65 N; 1-65 rot) (Replacement symbols see page 195)							
1-pole, NO, without surface-mounted box ¹⁾	Pure white	B 655.02 WAB O. D.	00308541				
same, with control light	Pure white	B 655.02 WAB GLK O. D.	00308641				
¹⁾ Can be illuminated with the aid of glow/filament lamp elements see page 23. For replacement lighting elements see page 23.							
Export socket with screw terminals, unbreakable							
With hinged cover, 2-pole, 10/16 A 250 V, 1-gang, with increased protection against electric shock, without surface-mounted box	Pure white	B 6671.02 WAB SI O. D.	00304341				
Surface-mounting box, unbreakable							
1-gang	Pure white	B 601.02 WAB DO	00576441				
Dimensions: W 72 x L 82 x H 35 mm							

**Sockets according to VDE IP44, according to KEMA IP54












Water-proof programme – surface-mounted – IP54**

Article Description	Colour	Article no.	Order no.				
Surface-mounting box, unbreakable							
2-gang, for vertical installation	Pure white	B 602/2.02 WAB DO	00576641				
Dimensions: W 72 x L 165 x H 35 mm							
Surface-mounting box, unbreakable							
3-gang, for horizontal installation	Pure white	B 603.02 WAB DO	00576541				
Dimensions: W 72 x L 219 x H 35 mm							
Rocker switch with plug-in terminals 10 A 250 V~, unbreakable							
Universal switch (1-way/2-way switch)	Grey	D 626 WAB	00300611				
Series bridged switch	Grey	D 625 WAB	00300511				
Intermediate switch	Grey	D 627 WAB	00300711				
1-way 2-pole switch	Grey	D 622 WAB	00300211				
Universal switch (1-way/2-way switch), with labeling field 10 x 48.5 mm	Grey	D 626 WAB NA	00302611				
Rocker switch with screw terminals 10 A 250 V~							
1-way 3-pole switch	Grey	D 623 WAB	00390311				
Blind switch, with electric interlock	Grey	D 626/4 WAB	00390411				
2-way 2-pole switch	Grey	D 626/6 WAB	00390611				
Rocker switch with permanent illumination with plug-in terminals 10 A 250 V~, unbreakable							
Universal switch (1-way/2-way switch), with lighting element	Grey	D 626 WAB GL	00302111				
For replacement lighting elements see page 23.							
Rocker switch with control light with plug-in terminals 10 A 250 V~, unbreakable							
Universal switch (1-way/2-way switch)	Grey	D 626 WAB GLK	00301611				
1-way 2-pole switch	Grey	D 622 WAB GLK	00301211				
For replacement lighting elements see page 23.							
Heating emergency switch with plug-in terminals 10 A 250 V~, unbreakable							
Universal switch (1-way/2-way switch), with control light	Grey	D 626 WAB HN	00302011				
1-way 2-pole switch, with control light	Grey	D 622 WAB HN	00302211				
For replacement lighting elements see page 23.							
Pushbutton 10 A 250 V~ with plug-in terminals, with different symbols, unbreakable							
(10-65 L; 3-65 T; 2-65 K; 1-65 N; 1-65 rot) (Replacement symbols see page 195)							
1-pole, NO ¹⁾	Grey	D 655 WAB	00303111				
1-pole, NO, with 2 separate terminals for lighting elements ¹⁾	Grey	D 655/4 WAB	00390511				
1-pole, series bridged pushbutton, 2 NO (without symbols)	Grey	D 625 T WAB	00390811				
2-way	Grey	D 656 WAB	00303611				
same, with control light, 1-pole, NO	Grey	D 655 WAB GLK	00304111				
¹⁾ In compliance with workplace regulations, can be illuminated with the aid of glow/filament lamp elements, see page 23.							
For replacement lighting elements see page 23.							

**Sockets according to VDE IP44, according to KEMA IP54



Water-proof programme – surface-mounted – IP54**

Article Description	Colour	Article no.	Order no.				
Pushbutton 10 A 250 V~ with screw terminals, unbreakable							
2-gang/2-way pushbutton Also connectable as roller shutter pushbutton with electric regulation.	Grey	D 629 T WAB	00390911				
Light signal with screw terminals, unbreakable							
Without lamp and protective cover							
With E10 socket	Grey	D 695 WAB O.H.	00305011				
With E14 socket	Grey	D 695/14 WAB O.H.	00305111				
For fluorescent tubes E14, flat covers, max. 35 mm long and max. 7 W, high covers, max. 57 mm long and max. 10 W <i>Protective covers see page 187.</i>							
Glow/filament lamp E10							
For light signals, glow lamp 230 V~, 0.8 mA		D 490/220	00582111				
Combination with plug-in terminals, unbreakable							
Consisting of: rocker switch 10 A 250 V~, socket SCHUKO®, 2-pole, 16 A 250 V							
Universal switch (1-way/2-way switch)	Grey	D 6666 WAB	00307611				
Series bridged switch (specified only for export)	Grey	H 6665 WAB	00307521				
The inserts of these combinations may be replaced with any inserts from the WAB series.							
Socket SCHUKO® with plug-in terminals, unbreakable							
2-pole, 16 A 250 V~, DIN 49 440, with connection terminals according to VDE 0620, 1-gang	Grey	D 6620 WAB	00306111				
same, with increased protection against electric shock	Grey	D 6620 WAB SI	00306411				
Socket SCHUKO® with screw terminals							
2-pole, 16 A 250 V~, DIN 49 440, with connection terminals according to VDE 0620, 1-gang	Grey	D 6621 WAB	00390711				
Socket SCHUKO® with plug-in terminals, unbreakable							
2-pole, 16 A 250 V~, DIN 49 440, with connection terminals according to VDE 0620, 1-gang, with labeling field 10 x 48.5 mm	Grey	D 6620 WAB NA	00307011				
same, with control light, screw terminals	Grey	D 6620 WAB NA LED/4	00333911				
<i>For replacement lighting elements see page 23.</i>							
Socket SCHUKO® with screw terminals							
2-pole, 16 A 250 V~, DIN 49 440, with connection terminals according to VDE 0620, 1-gang, with labeling field 10 x 48.5 mm	Grey	D 6621 WAB NA	00311311				
Lockable socket SCHUKO® with plug-in terminals, unbreakable							
2-pole, 16 A 250 V~, DIN 49 440, with connection terminals according to VDE 0620, 1-gang, with labeling field 10 x 48.5 mm Identical closures upon request.	Grey	D 6620 WAB NA VS	00306011				
Replacement lock with 2 keys Replacement requirement for article no. D 6620 WAB NA VS		D 91 VS	00589111				
							

**Sockets according to VDE IP44, according to KEMA IP54



Water-proof programme – surface-mounted – IP54**

Article Description	Colour	Article no.	Order no.				
Serial socket SCHUKO® with plug-in terminals, unbreakable							
2-pole, 16 A 250 V~, with connection terminals according to VDE 0620, horizontal*	Grey	D 6632 WAB	00306211				
same, with labeling field 10 x 48.5 mm*	Grey	D 6632 WAB NA	00305211				
same, with control light and labeling fields 10 x 48.5 mm, screw terminals*	Grey	D 6632 WAB NA LED/4	00333511				
* Pre-wired. Equipped on all sides with replaceable cable feed-throughs. For replacement lighting elements see page 23.							
Vertical	Grey	D 6622 WAB	00306511				
3-gang socket SCHUKO® with plug-in terminals, unbreakable							
2-pole, 16 A 250 V~, DIN 49 440, with connection terminals according to VDE 0620, horizontal	Grey	D 6633 WAB	00306311				
same, with labeling field 10 x 48.5 mm	Grey	D 6633 WAB NA	00305311				
Pre-wired. Equipped on all sides with replaceable cable feed-throughs. The inserts of these 3-gang sockets are replaceable with any WAB series inserts.							
Export socket "USA" 125 V~ with screw terminals, unbreakable							
2-pole + E, with yellow hinged cover, with label '110 V', available with different markings upon request, 1-gang							
NEMA 5-15 R, 15 A 125 V~	Grey/Yellow	D 6670/15 US WAB	00306811				
NEMA 5-20 R, 20 A 125 V~	Grey/Yellow	D 6670/20 US WAB	00306911				
Export socket "USA" 125 V~ with screw terminals, unbreakable							
2-pole + E, with hinged cover, with label '110 V', available with different markings upon request, 1-gang, with labeling field 10 x 48.5 mm							
NEMA 5-15 R, 15 A 125 V~	Grey	D 6670/15 US WAB NA	00307111				
NEMA 5-20 R, 20 A 125 V~	Grey	D 6670/20 US WAB NA	00307211				
Export socket "USA" 125 V~ with screw terminals, unbreakable							
2-pole + E, vertical, with yellow hinged cover, with label '110 V', available with different markings upon request, 2-gang							
NEMA 5-15 R, 15 A 125 V~	Grey/Yellow	D 6672/15 US WAB	00307811				
NEMA 5-20 R, 20 A 125 V~	Grey/Yellow	D 6672/20 US WAB	00307911				
Export socket "USA" 125 V~ with screw terminals, unbreakable							
2-pole + E, horizontal, with yellow hinged cover, with label '110 V', available with different markings upon request, 2-gang							
NEMA 5-15 R, 15 A 125 V~	Grey/Yellow	D 6682/15 US WAB	00309011				
NEMA 5-20 R, 20 A 125 V~	Grey/Yellow	D 6682/20 US WAB	00309111				
same, 3-gang							
NEMA 5-15 R, 15 A 125 V~, internally wired	Grey/Yellow	D 6683/15 US WAB	00309411				
Export socket with nickel-plated earth pin, with screw terminals, unbreakable							
2-pole, 10/16 A 250 V							
1-gang, with increased protection against electric shock	Grey	B 6671 WAB SI	00305641				
2-gang, with increased protection against electric shock, vertical	Grey	B 6672 WAB SI	00295241				
3-gang, with increased protection against electric shock, horizontal	Grey	B 6683 WAB SI	00295341				
Pull cord switch 10 A 250 V~ with plug-in terminals, unbreakable							
Universal switch (1-way/2-way switch)	Grey	H 1626 WAB	00387621				
1-way 2-pole switch	Grey	H 1622 WAB	00387221				

**Sockets according to VDE IP44, according to KEMA IP54










Water-proof programme – surface-mounted – IP54**

Article Description	Colour	Article no.	Order no.				
Box for permanent connection, unbreakable							
With 7-pole terminal block, for up to 2.5 mm ² conductor diameter, including screw connection PG 16, with stress relieve	Grey	D 620 LA WAB	00305411				
If original M 20 screw connection is used, an adapter ring PG 16 on the M 20 (e. g. from the Spelsberg company) is necessary.							
Box with hinged cover, unbreakable							
For receiving a Keystones 19.6 x 15 mm Modular Jack	Grey	D 620 MJ ATT/C WAB NA	00309511				
Rocker switch 10 A 250 V~ with plug-in terminals, unbreakable							
2-pole, without surface-mounted box	Grey	B 622 WAB O. D.	00300341				
Universal switch, without surface-mounted box	Grey	B 626 WAB O. D.	00300441				
Series bridged switch, without surface-mounted box	Grey	D 625 WAB O. D.	00312711				
Rocker switch with control light, with plug-in terminals 10 A 250 V~, unbreakable							
Universal switch, without surface-mounted box	Grey	D 626 WAB GLK O. D.	00312731				
Pushbutton 10 A 250 V~ with plug-in terminals, with different symbols, unbreakable							
(10-65 L; 3-65 T; 2-65 K; 1-65 N; 1-65 rot) (Replacement symbols see page 195)							
1-pole, NO, without surface-mounted box ¹⁾	Grey	B 655 WAB O. D.	00303241				
same, with control light	Grey	B 655 WAB LED/4 O. D.	00303341				
¹⁾ Can be illuminated with the aid of glow/filament lamp elements see page 23. For replacement lighting elements see page 23.							
Socket SCHUKO® with plug-in terminals, unbreakable							
2-pole, 16 A 250 V~, DIN 49 440, with connection terminals according to VDE 0620, 1-gang, without surface-mounted box	Grey	D 6620 WAB O. D.	00301811				
Export socket with nickel-plated earth pin, with screw terminals, unbreakable							
With hinged cover, 2-pole, 10/16 A 250 V, 1-gang, with increased protection against electric shock, without surface-mounted box	Grey	B 6671 WAB SI O. D.	00305741				
Serial socket SCHUKO® with plug-in terminals, unbreakable							
2-pole, 16 A 250 V~, with connection terminals according to VDE 0620, without surface-mounted box, horizontal*	Grey	D 6632 WAB O. D.	00312751				
* Pre-wired. Equipped on all sides with replaceable cable feed-throughs.							
Vertical, without surface-mounted box	Grey	D 6622 WAB O. D.	00312811				

**Sockets according to VDE IP44, according to KEMA IP54



Water-proof programme – surface-mounted – IP54**

Article Description	Colour	Article no.	Order no.				
3-gang socket SCHUKO® with plug-in terminals, unbreakable							
2-pole, 16 A 250 V~, DIN 49 440, with connection terminals according to VDE 0620, without surface-mounted box, horizontal	Grey	D 6633 WAB O. D.	00312771				
Pre-wired. Equipped on all sides with replaceable cable feed-throughs. The inserts of these 3-gang sockets are replaceable with any WAB series inserts.							
Surface-mounting box, unbreakable							
1-gang	Grey	B 601 WAB DO	00576041				
Dimensions: W 72 x L 82 x H 35 mm							
Surface-mounting box, unbreakable							
2-gang, for vertical installation	Grey	B 602/2 WAB DO	00576341				
Dimensions: W 72 x L 165 x H 35 mm							
Surface-mounting box, unbreakable							
3-gang, for horizontal installation	Grey	B 603 WAB DO	00576241				
Dimensions: W 72 x L 219 x H 35 mm							
Nipple							
Without cable feed-through, IP44	Grey	D 61	00308111				
With cable feed-through, IP44	Grey	D 62	00308211				
Double fitting							
With 2 entry holes, IP44	Grey	D 63	00308311				
Connecting piece							
IP44	Grey	D 68	00308811				
Extension fitting							
Without hread, with entry hole, IP44	Grey	D 67	00308711				
Replacement symbols							
For pushbutton D 655 WAB and D 655 WAB GLK							
LIGHT	Clear, transparent	D 65 L	00304711				
NEUTRAL	Clear, transparent	D 65 N	00304611				
RED, neutral	Red, transparent	D 65 ROT	00304511				
Package contents: 1 pc							

**Sockets according to VDE IP44, according to KEMA IP54



Water-proof programme – flush-mounted – IP44

Article Description

Colour




Article no.

Order no.



Water-proof programme – flush-mounted – IP44

For combinations suitable for 58-type installation boxes; this requires flush-mounted switch/pushbutton inserts. Delivery includes rockers with central plate and seal.


Rocker

For 2-way switch, intermediate switch, pushbutton	White	D 80.640 WU W	00360011	
	Pure white	D 80.640.02 WU	00354111	
For 1-way 2-pole switch and 1-way 3-pole switch	White	D 80.642 WU W	00360211	
	Pure white	D 80.642.02 WU	00354911	
For series bridged switch, 2-way 2-pole switch and 2-gang pushbutton	White	D 80.645 WU W	00360511	
	Pure white	D 80.645.02 WU	00355411	


Rocker with big red lens

For 2-way switch, intermediate switch, pushbutton	White	D 80.640 WU GLK W	00361011	
	Pure white	D 80.640.02 WU GLK	00354811	
For 1-way 2-pole switch and 1-way 3-pole switch	White	D 80.642 WU GLK W	00361211	
	Pure white	D 80.642.02 WU GLK	00355111	


Rocker for pushbutton with different symbols

(7-655 L; 3-655 T; 5-655 K; 3-655 N; 1-655 rot) (Replacement symbols see page 43)	White	D 80.655 WU W	00360711	
	Pure white	D 80.655.02 WU	00355511	


Rocker with labeling field 10 x 48.5 mm

For 2-way switch, intermediate switch, pushbutton	White	D 80.640 WU NA W	00360611	
	Pure white	D 80.640.02 WU NA	00354311	


Central plate, unbreakable

With circular standard cutout, according to DIN 49 075, installation diameter 45 mm, with hinged cover and seal	White	D 80.670 K WU	00360911	
	Pure white	D 80.670.02 K WU	00212411	

Combination frame with sealing flange














For vertical and horizontal installation				
1-gang, dimensions: 85 x 85 mm	White	D 80.671 WU W	00362111	
	Pure white	D 80.671.02 WU	00203611	
2-gang, dimensions: 85 x 156 mm	White	D 80.672 WU W	00362211	
	Pure white	D 80.672.02 WU	00203711	
3-gang, dimensions: 85 x 227 mm	White	D 80.673 WU W	00362311	
	Pure white	D 80.673.02 WU	00203811	

Socket SCHUKO® with screw terminals, unbreakable

2-pole, 16 A 250 V~, with connection terminals according to VDE 0620, with central plate for combinations, with hinged cover	White	D 80.6611 K WU W	00362011	
	Pure white	D 80.6611.02 K WU	00355611	



Water-proof programme – flush-mounted – IP44

Article Description	Colour	Article no.	Order no.				
Socket SCHUKO®, with screw terminals, unbreakable							
2-pole, 16 A 250 V~, with connection terminals according to VDE 0620, with central plate for combinations, with hinged cover and increased protection against electric shock	White	D 80.6611 KWU SI W	00361311				
	Pure white	D 80.6611.02 KWU SI	00356411				
With hinged cover and labeling field 10 x 48.5 mm	White	D 80.6611 KWU NA W	00362811				
	Pure white	D 80.6611.02 KWU NA	00355711				
With hinged cover, lockable, identical closures upon request	White	D 80.6611 KWU VS W	00362911				
	Pure white	D 80.6611.02 KWU VS	00355811				
Replacement lock with 2 keys Replacement requirement for article no. D 80.6611 KWU VS		D 91 VS	00589111				
Socket SCHUKO®, with screw terminals and control light, unbreakable							
2-pole, 16 A 250 V~, with connection terminals according to VDE 0620, with central plate for combinations, with hinged cover	White	D 80.6611.03 KWU LED/4	00361711				
	Pure white	D 80.6611.02 KWU LED/4	00356511				
same, with labeling field 10 x 48.5 mm	White	D 80.6611.03 KWU LED/4 NA	00366711				
	Pure white	D 80.6611.02 KWU NA LED/4	00357011				
<i>For replacement lighting elements see page 23.</i>							
Socket SCHUKO®, with screw terminals, unbreakable							
2-pole, 16 A 250 V~, with full cover for single installation	White	D 80.6620 WU W	00369011				
	Pure white	D 80.6620.02 WU	00357111				
Export socket "USA", 125 V~ with screw terminals, 2-pole + E, unbreakable							
For 58-type installation boxes with screw fastening, with hinged cover, unbreakable, with label '110 V', available with different markings upon request, with central plate for combinations							
NEMA 5-15 R, 15 A 125 V~	White	D 80.6670/15 US KWU W	00362611				
NEMA 5-20 R, 20 A 125 V~	White	D 80.6670/20 US KWU W	00362711				
Export socket with nickel-plated earth pin, with screw terminals, unbreakable							
2-pole, 10/16 A 250 V~, with central plate for combinations, with increased protection against electric shock and hinged cover	White	B 80.6671 KWU SI W	00469541				
	Pure white	B 80.6671.02 KWU SI	00484241				
same, with labeling field 10 x 49 mm	White	B 80.6671 KWU NA SI W	00465941				
	Pure white	B 80.6671.02 KWU SI NA	00484561				
Export socket with nickel-plated earth pin, with plug-in terminals, unbreakable							
2-pole, 10/16 A 250 V~, with central plate for combinations, with increased protection against electric shock and hinged cover	White	B 80.6571 KWU SI W	00469341				
	Pure white	B 80.6571.02 KWU SI	00469441				
INDUSTRIAL SOCKETS							
CEE surface-mounted socket with screw terminals, with red hinged cover							
Protection class: IP44 (surface-mounted, flush-mounted, built-in)							
16 A 400 V~, 3P + N + PE	Red	K13315RED					
32 A 400 V~, 3P + N + PE	Red	K9445RED					
CEE wall-mounted socket with screw terminals, with red/grey hinged cover							
Protection class: IP67 (surface-mounted, flush-mounted, built-in)							
16 A 400 V~, 3P + N + PE	Red/Grey	K9764RED					
32 A 400 V~, 3P + N + PE	Red/Grey	K9766RED					



CAST ALUMINIUM PROGRAMME



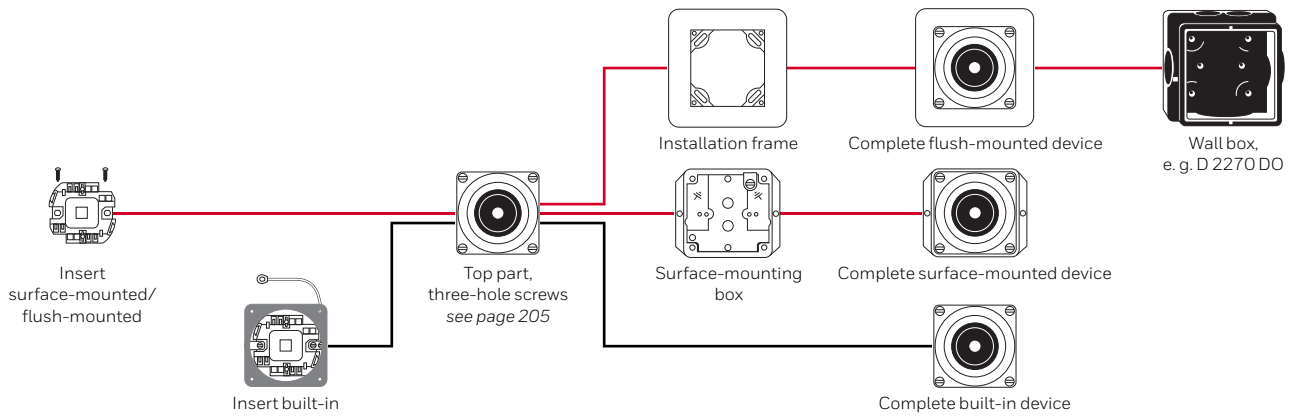
The installation programme for all problem cases.

There are areas in which extreme conditions are the norm in electrical installation. This practical modular system not only delivers greater clarity, it also saves on costs and simplifies logistics. And installation has never been as simple and as quick.

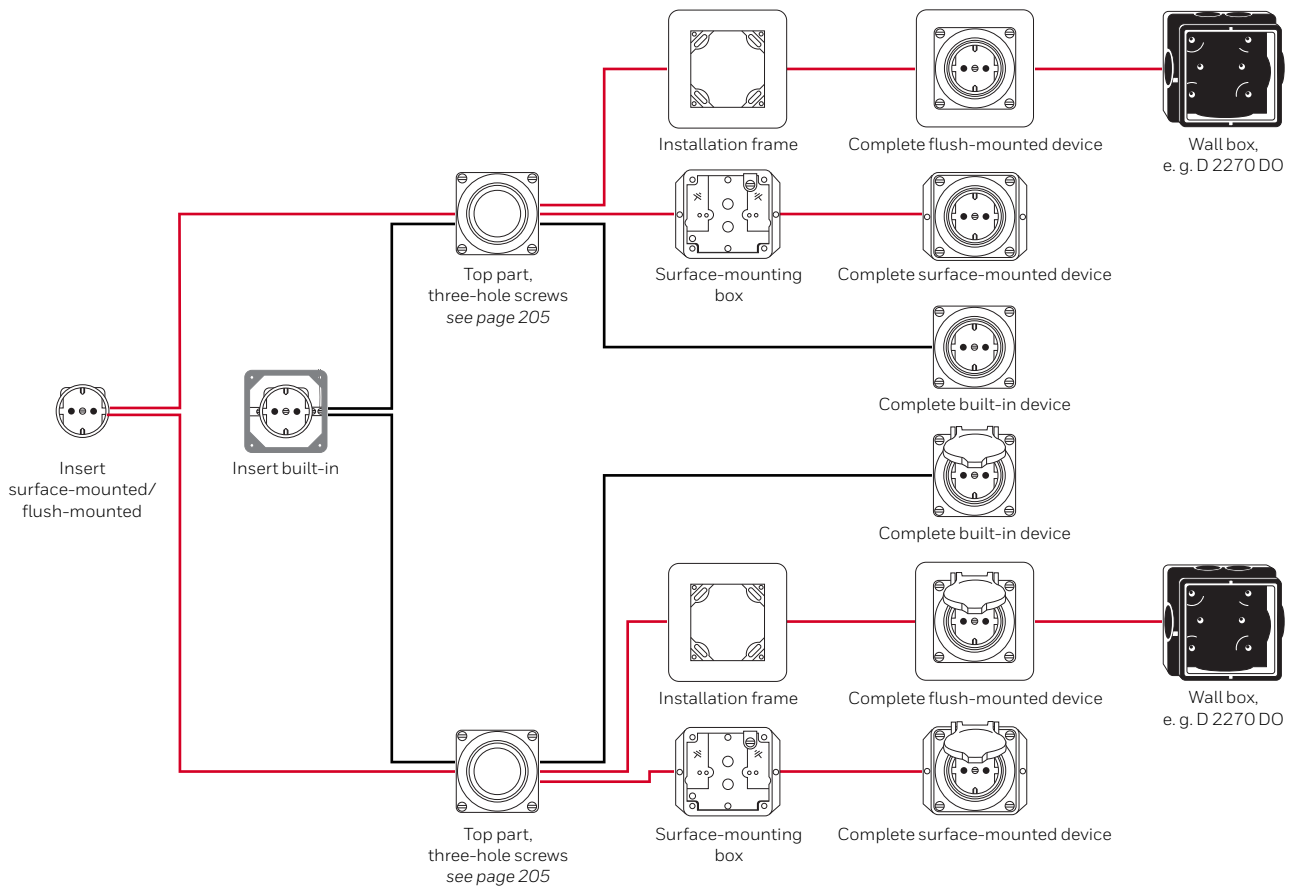


Selection aid

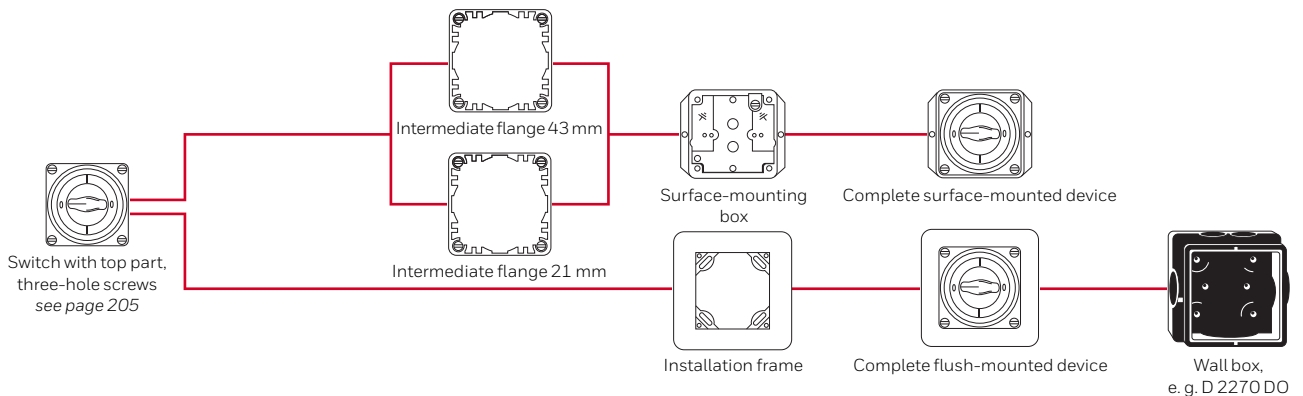
Pushbutton switches



Sockets



Rotary and key switches



Cast aluminium programme

Article Description

Colour

Article no.

Order no.


IP PROTECTION CLASSES

IP protection classes	Surface-mounted	Flush-mounted	Built-in
Pushbutton switch and pushbutton	IP65	IP54	IP65
Socket SCHUKO® without hinged cover	IP22	IP21	IP21
Socket SCHUKO® with hinged cover	IP64	IP54	IP64
Socket SCHUKO® with hinged cover, with insulated tension spring	IP64	IP54	IP64
Socket SCHUKO® with hinged cover, lockable	IP64	IP54	IP64
Socket SCHUKO® with hinged cover, with bayonet cover	IP66		
NEMA socket with hinged cover	IP64	IP54	IP64
Rotary switch	IP65	IP54	IP64
Key switch	IP55	IP54	IP54
Light signal	IP66	IP44	IP66
Universal connection unit	IP64	IP54	IP64


There are different IP protection classes, depending on the installation type

SURFACE-MOUNTED/FLUSH-MOUNTED


Pushbutton switch insert 10 A 250 V~ with plug-in terminals

Universal switch (1-way/2-way switch)	D 326 ES	00900094			
same, with LED control light, green	D 326 ES GLK	00900594			
<i>For surface-mounted installation in pattresses and flush-mounted installation in frames see page 202/203. LED light module see page 205.</i>					


Pushbutton insert 10 A 250 V~ with plug-in terminals

1-pole, 2-way	D 356 ES	00900694			
same, with LED control light, green	D 356 ES GLK	00900794			
<i>For surface-mounted installation in pattresses and flush-mounted installation in frames see page 202/203. LED light module see page 205.</i>					


Top part for surface-mounted and flush-mounted switch and pushbutton

	Aluminium	D 300.69 OBT AGU	00901294			
--	-----------	------------------	----------	--	--	---


Socket insert SCHUKO® with screw terminals

2-pole, 16 A 250 V~, with connection terminals according to VDE 0620, with increased protection against electric shock	D 6621 ES SI	00909394				
<i>For surface-mounted installation in pattresses and flush-mounted installation in frames see page 202/203.</i>						

Insert export sockets with nickel-plated earth pin, with screw terminals

2-pole, 10/16 A 250 V~, with increased protection against electric shock	B 6671 ES SI	00908394				
<i>For surface-mounted installation in pattresses and flush-mounted installation in frames see page 202/203.</i>						

Top part for sockets SCHUKO® and sockets with nickel-plated earth pin

Without hinged cover	Aluminium	D 6621.69 OBT OK AGU	00902694			
With hinged cover	Aluminium	D 6621.69 OBT AGU	00902894			
With hinged cover, with insulated tension spring	Aluminium	D 6621.69 OBT ISO AGU	00907394			
With hinged cover, lockable with a padlock	Aluminium	D 6621.69 OBT VS AGU	00907294			



Cast aluminium programme

Article Description

Colour

Article no.

Order no.

NEMA socket insert with screw terminals

125 V~, 2-pole + E

NEMA 5-15 R, 15 A 125 V~

D 6670/15 ES

00901994

NEMA 5-20 R, 20 A 125 V~

D 6670/20 ES

00902394

For surface-mounted installation in pattresses and flush-mounted installation in frames see page 202/203.



Top part for NEMA sockets

With hinged cover

Aluminium

D 6670.69 OBT AGU

00903194



Socket insert SCHUKO® with screw terminals, with top part from unbreakable polycarbonate, with blue bayonet cover

2-pole, 16 A 250 V~, with connection terminals according to VDE 0620, 1-gang

Grey

D 6621 AGU WE BAJ

00957794

For surface-mounted installation in pattresses and flush-mounted installation in frames see page 202/203.



Top part with hole 22.5 mm Ø

For control and signalling devices, with yellow metal disc for EMERGENCY/OFF switch

Aluminium

D 320.69 OBT AGU

00904794

For surface-mounted installation in pattresses and flush-mounted installation in frames see page 202/203.



Top part for junction boxes

Aluminium

D 320.69 OBT DO AGU

00904594



Top part for connection boxes

With thread for M 20

Aluminium

D 320.69 OBT LA AGU

00904694



Universal connection unit for 2 terminals

With top part, with hinged cover, angled outlet, IP54, UAE 4/4, 2 x 4 screw terminals can be connected separately (e. g. for ISDN), for two 6- or 8-pole plugs

Aluminium

D 1954/4.69 UAE AGU WE

00975694



Top part with hinged cover for 1 Modular Jack

With cutout for accommodating a modular jack shown in the compatibility lists on pages 23/24 and 181/182 for the mounting plates D 600 MJ1, D600 MJ7 and D 600 MJ12

Aluminium

D 320.69 AGU MJ ATT C6

00910394

Others on request.



Insert for light signal E14 with screw terminals

250 V~, max. 7 W, without lens








D 395 ES

00903994

For surface-mounted installation in pattresses and flush-mounted installation in frames see page 202/203.



Cast aluminium programme

Article Description	Colour	Article no.	Order no.				
Top part for light signal E14							
Without lens	Aluminium	D 395.69 OBT AGU	00904194				
<i>For lenses see page 203.</i>							
Rotary switch with top part 16 A 400 V-, with screw terminals							
1-way 1-pole switch and 1-way 2-pole switch ¹⁾ , installation depth 29 mm	Aluminium	D 331-2.69 AGU WE	00905194				
1-way 3-pole switch and 1-way 4-pole switch ²⁾ , installation depth 42 mm	Aluminium	D 333-4.69 AGU WE	00905294				
Changeover switch 1-pole ³⁾ , installation depth 29 mm	Aluminium	D 334.69 AGU WE	00905394				
2-way switch 1-pole ²⁾ , installation depth 42 mm	Aluminium	D 336.69 AGU WE	00905494				
2-way ³⁾ , installation depth 29 mm	Aluminium	D 336.69 T AGU WE	00905594				
¹⁾ Surface-mounted installation in pattresses only in connection with intermediate flange article no. D 73/21.69 AGU WE. ²⁾ Surface-mounted installation in pattresses only in connection with intermediate flange article no. D 73/43.69 AGU WE. ³⁾ Applicable for blinds/roller shutters control.							
<i>For surface-mounted installation in pattresses and flush-mounted installation in frames see page 202/203.</i>							
Key switch with top part 16 A 400 V-, with screw terminals							
With Kaba cylindrical locks and 2 keys. Identical closures upon request. Special versions for JVA's upon request.							
2-way, installation depth 49 mm, applicable for blinds/roller shutters control	Aluminium	D 324/6.69 T AGU WE	00906294				
Surface-mounted installation in pattresses only in connection with intermediate flange article no. D 73/21.69 AGU WE.							
<i>For surface-mounted installation in pattresses and flush-mounted installation in frames see page 202/203.</i>							
Intermediate flange for surface-mounted installation of rotary and key switches in pattresses							
Incl. 4 special screws							
21 mm	Aluminium	D 73/21.69 AGU WE	00903694				
43 mm	Aluminium	D 73/43.69 AGU WE	00903894				
Also to be used for reducing the installation depth for flush-mounted installation.							
Pattress							
1-gang, wit thread for M 20, without M-screw connection, for surface-mounted devices							
With 2 entries	Aluminium	D 391.69 AGU WA	00906394				
With 3 entries	Aluminium	D 391.69 AGU WA/5	00906494				
With 4 entries	Aluminium	D 391.69 AGU WA/6	00906594				
Pattress							
2-gang, wit thread for M 20, 2 entries, for surface-mounted devices							
For vertical installation	Aluminium	D 392.69 AGU WA	00906694				
For horizontal installation	Aluminium	D 397.69 AGU WA	00909194				
Installation frame							
1-gang, for all flush-mounted devices, except for rotary and key switches	Aluminium	D 371.69 AGU WU	00906794				
1-gang, for rotary and key switches	Aluminium	D 371.69 AGU WU/DSS	00907494				
Dimensions: 106 x 106 mm							



Cast aluminium programme

Article Description

Colour

Article no.

Order no.

Installation frame

2-gang, for flush-mounted devices

For vertical installation	Aluminium	D 372.69 AGU WU	00906894		
For horizontal installation	Aluminium	D 382.69 AGU WU	00909094		

Dimensions: 106 x 206 mm

Mounting plates are only for the use of switches and SCHUKO as well as sockets with an earth pin, and therefore shall be removed if other top parts are used (rotary and key switches).



Wall box from pressed insulation material

With adjustable internal frame

1-gang, installation depth up to 75 mm, for all flush-mounted devices, except for rotary and key switches	Black	D 2270 DO	00953094		
1-gang, installation depth up to 70–90 mm, for rotary and key switches	Black	D 2271 DO	00949694		

Dimensions: 100 x 100 mm



Wall box from pressed insulation material

With adjustable internal frame

2-gang, installation depth up to 75 mm, for all flush-mounted devices, except for rotary and key switches	Black	D 2270/2 DO	00906994		
2-gang, installation depth up to 70–90 mm, for rotary and key switches	Black	D 2271/2 DO	00907194		

Dimensions: 100 x 200 mm



BUILT-IN PROGRAMME

Pushbutton switch insert 10 A 250 V~ with plug-in terminals

Universal switch (1-way/2-way switch)		D 326 ES WE	00900894		
same, with LED control light, green		D 326 ES GLK WE	00900994		

LED light module see page 205.



Pushbutton insert 10 A 250 V~ with plug-in terminals

1-pole, 2-way		D 356 ES WE	00901094		
---------------	--	-------------	----------	--	--

LED light module see page 205.



Top part for built-in switch and pushbutton

	Aluminium	D 300.69 OBT AGU	00901294		
--	-----------	------------------	----------	--	--







Socket insert SCHUKO® with screw terminals

With connection terminals according to VDE 0620, with increased protection against electric shock		D 6621 ES SI WE	00909494		
---	--	-----------------	----------	--	--



Cast aluminium programme

Article Description	Colour	Article no.	Order no.				
Insert export sockets with nickel-plated earth pin, with screw terminals							
2-pole, 10/16 A 250 V~, with increased protection against electric shock		B 6671 ES SI WE	00908494				
Top part for sockets SCHUKO® and sockets with nickel-plated earth pin							
Without hinged cover	Aluminium	D 6621.69 OBT OK AGU	00902694				
With hinged cover	Aluminium	D 6621.69 OBT AGU	00902894				
With hinged cover, with insulated tension spring	Aluminium	D 6621.69 OBT ISO AGU	00907394				
With hinged cover, lockable with a padlock	Aluminium	D 6621.69 OBT VS AGU	00907294				
NEMA socket insert 125 V~, 2-pole + E, with screw terminals							
NEMA 5-15 R, 15 A 125 V~		D 6670/15 ES	00901994				
NEMA 5-20 R, 20 A 125 V~		D 6670/20 ES	00902394				
Top part for NEMA sockets							
With hinged cover	Aluminium	D 6670.69 OBT AGU	00903194				
Socket insert SCHUKO® with screw terminals, with top part from unbreakable polycarbonate, with blue bayonet cover							
2-pole, 16 A 250 V~, with connection terminals according to VDE 0620, 1-gang	Grey	D 6621 AGU WE BAJ	00957794				
Top part with hole 22.5 mm Ø							
For control and signalling devices, with yellow metal disc for EMERGENCY/OFF switch	Aluminium	D 320.69 OBT AGU	00904794				
Universal connection unit for 2 terminals							
With top part, with hinged cover, angled outlet, IP54, UAE 4/4, 2 x 4 screw terminals can be connected separately (e.g. for ISDN), for two 6- or 8-pole plugs	Aluminium	D 1954/4.69 UAE AGU WE	00975694				
Top part with hinged cover for 1 Modular Jack							
With cutout for accommodating a modular jack shown in the compatibility lists on pages 23/24 and 181/182 for the mounting plates D 600 MJ1, D600 MJ7 and D 600 MJ12	Aluminium	D 320.69 AGU MJ ATT C6	00910394				
Others on request.							



Cast aluminium programme

Article Description	Colour	Article no.	Order no.				
Rotary switch with top part 16 A 400 V~, with screw terminals							
1-way 1-pole switch and 1-way 2-pole switch, installation depth 29 mm	Aluminium	D 331-2.69 AGU WE	00905194				
1-way 3-pole switch and 1-way 4-pole switch, installation depth 42 mm	Aluminium	D 333-4.69 AGU WE	00905294				
Changeover switch 1-pole ¹⁾ , installation depth 29 mm	Aluminium	D 334.69 AGU WE	00905394				
2-way switch 1-pole, installation depth 42 mm	Aluminium	D 336.69 AGU WE	00905494				
2-way 1-pole ¹⁾ , installation depth 29 mm	Aluminium	D 336.69 T AGU WE	00905594				
¹⁾ Applicable for blinds/roller shutters.							
Key switch with top part 16 A 400 V~, with screw terminals							
With Kaba cylindrical locks and 2 keys. Identical closures upon request. Special versions for JVA's upon request.							
2-way 1-pole, installation depth 49 mm, applicable for blinds/roller shutters control	Aluminium	D 324/6.69 T AGU WE	00906294				
Spacer ring from unbreakable polyamid							
For the use of built-in devices assemblies in commercially available flush-mounted boxes, for single installation, with sealing	Grey	D 370.17 AGU WU	00907894				
Dimensions: 106 x 106 mm							
ACCESSORY							
LED light module							
Only for replacement for article no. D 326 ES GLK, D 356 ES GLK and D 326 ES GLKWE							
1 mA/230 V~	Green	D LED 300/230 GRÜN	00960094				
same, 12-48 V~	Red	D LED 300/24 ROT	00960194				
Plastic lens for light signal							
	Clear	D 395/2	00976094				
Three-hole screws							
1 bag = 4 pieces, M 3.5 x 16 mm		D 93/16	00977194				
Three-hole screwdriver							
With wooden handle		D 93 DR	00977594				



EASYCLICKPRO RADIO-FREQUENCY SYSTEM/ ENOCEAN



Unmatched versatility.

The latest technology is used with Easyclickpro: just the press of a finger is enough for the transmitters to produce an electrical impulse – without any power source! This energy generates a radio signal on the interference-free 868 Mhz frequency, which can enable various electrical loads such as light sources, blinds, roller shutter motors, etc. The only requirement is that the loads need to be equipped with receivers.



An overview of the radio-frequency system


With Easyclickpro, Honeywell presents a radio controller without a battery and without connection cables. You receive an extensive functionality and unimaginable possibilities of interior design because the wall transmitters only have to be glued on! Therefore a quick and clean assembly without dirt and prying open walls is guaranteed. The flush-mounted receivers can be placed decentrally in flush-mounted sockets and can be switched there via radio with no problem at all.

Decentralised radio-frequency system



- 1 Comfort handheld transmitter
- 2 Flush-mounted receiver
- 3 Window contact
- 4 Actuator

Modular radio-frequency system



- 4 DIN rail mounted receiver
- 5 Plug adapter remote switch
- 6 Ceiling motion detector
- 7 Room temperature sensor

Smart Home

- Functionality and flexibility
- Open, standardised system for a reliable return on your investment
- Energy monitoring for cost control



- 8 Wall transmitter
- 9 Flush-mounted receiver
- 10 Flush-mounted JR receiver
- 11 Comfort handheld transmitter

App control

The Easyclickpro radio-frequency system from Honeywell PEHA in connection with the innovative wibutler home server will automate many of the tasks associated with the building.

- Free wibutler app
- Easily automate and control the home



Easyclickpro radio-frequency system/EnOcean

Article Description

Colour

Article no.

Order no.

EASYCLICKPRO WALL TRANSMITTERS

The Easyclickpro wall transmitters are **battery-free and maintenance-free**, the energy generation is done by push of a button. The transmission of the PEHA Easyclickpro radio-frequency is done on the European harmonized frequency of 868.3 MHz. On this frequency only products are authorized that transmit merely 1 % = 36 seconds per hour. This reduces the risk of interference to a minimum. Modulation type: ASK Amplitude Shiftkeying. The range between transmitter and receiver is in the house about 30 m when penetrating 2 walls. Depending on design, up to 32 transmitters can be programmed to a receiver. Wall-mounting possible with screw or adhesive fastening, as extension of existing flush-mounted combinations, without additional flush-mounted box.

Easyclickpro wall transmitter, 2 channel

Without combination frame, rocker with neutral mid-position and label I/O, H = 15 mm

NOVA brilliance	Pure white	D 20.450.022 FU-BLS	00030113		
	Piano black	D 20.450.192 FU-BLS	00045113		
	Aluminium	D 20.450.702 FU-BLS	00060113		
AURA	Pure white	D 20.450.02 FU-BLS	00384413		
	Anthracite	D 20.450.21 FU-BLS	00384513		
	Aluminium	D 20.450.70 FU-BLS	00384613		



Combination frames see page 93–96, 82/83.

Easyclickpro wall transmitter, 4 channel

Without combination frame, series bridged rocker with neutral mid-position and label I/O, H = 15 mm

NOVA brilliance	Pure white	D 20.455.022 FU-BLS	00030413		
	Piano black	D 20.455.192 FU-BLS	00045413		
	Aluminium	D 20.455.702 FU-BLS	00060413		
AURA	Pure white	D 20.455.02 FU-BLS	00385713		
	Anthracite	D 20.455.21 FU-BLS	00385813		
	Aluminium	D 20.455.70 FU-BLS	00385913		



Combination frames see page 93–96, 82/83.

Easyclickpro wall transmitter, 2 channel, e. g. for one roller shutter

Without combination frame, rocker with neutral mid-position and label for UP/DOWN, H = 15 mm

NOVA brilliance	Pure white	D 20.450.022 FU-BLS JR	00030213		
	Piano black	D 20.450.192 FU-BLS JR	00045213		
	Aluminium	D 20.450.702 FU-BLS JR	00060213		
AURA	Pure white	D 20.450.02 FU-BLS JR	00384713		
	Anthracite	D 20.450.21 FU-BLS JR	00384813		
	Aluminium	D 20.450.70 FU-BLS JR	00384913		



Combination frames see page 93–96, 82/83.

Easyclickpro wall transmitter, 4 channel, e. g. for two roller shutters

Without combination frame, series bridged rocker with neutral mid-position and label for UP/DOWN, H = 15 mm

NOVA brilliance	Pure white	D 20.455.022 FU-BLS JR	00030513		
	Piano black	D 20.455.192 FU-BLS JR	00045513		
	Aluminium	D 20.455.702 FU-BLS JR	00060513		
AURA	Pure white	D 20.455.02 FU-BLS JR	00386013		
	Anthracite	D 20.455.21 FU-BLS JR	00386113		
	Aluminium	D 20.455.70 FU-BLS JR	00386313		



Combination frames see page 93–96, 82/83.

Easyclickpro wall transmitter neutral, 2 channel

Without combination frame, rocker with neutral mid-position, without label, H = 15 mm

NOVA brilliance	Pure white	D 20.450.022 FU-BLS N	00030313		
	Piano black	D 20.450.192 FU-BLS N	00045313		
	Aluminium	D 20.450.702 FU-BLS N	00060313		
AURA	Pure white	D 20.450.02 FU-BLS N	00130113		
	Anthracite	D 20.450.21 FU-BLS N	00130213		
	Aluminium	D 20.450.70 FU-BLS N	00130313		



Combination frames see page 97–100, 86/87.

Easyclickpro wall transmitter neutral, 4 channel

Without combination frame, series bridged rocker with neutral mid-position, without label, H = 15 mm

NOVA brilliance	Pure white	D 20.455.022 FU-BLS N	00030613		
	Piano black	D 20.455.192 FU-BLS N	00045613		
	Aluminium	D 20.455.702 FU-BLS N	00060613		
AURA	Pure white	D 20.455.02 FU-BLS N	00135113		
	Anthracite	D 20.455.21 FU-BLS N	00135213		
	Aluminium	D 20.455.70 FU-BLS N	00135313		



Combination frames see page 93–96, 82/83.



Easyclickpro radio-frequency system/EnOcean

Article Description

Colour

Article no.

Order no.

Easyclickpro wall transmitter, 2 channel

Without combination frame, rocker with neutral mid-position and label I/O, H = 15 mm

STANDARD	White	D 80.450 FU-BLS W	00188613		
	Pure white	D 80.450.02 FU-BLS	00188713		

Combination frames see page 42.



Easyclickpro wall transmitter, 4 channel

Without combination frame, series bridged rocker with neutral mid-position and label I/O, H = 15 mm

STANDARD	White	D 80.455 FU-BLS W	00189613		
	Pure white	D 80.455.02 FU-BLS	00189713		

Combination frames see page 42.



Easyclickpro wall transmitter, 2 channel, e. g. for one roller shutter

Without combination frame, rocker with neutral mid-position and label for UP/DOWN, H = 15 mm

STANDARD	White	D 80.450 FU-BLS JR W	00200113		
	Pure white	D 80.450.02 FU-BLS JR	00200213		

Combination frames see page 42.




Easyclickpro wall transmitter, 4 channel, e. g. for two roller shutters

Without combination frame, series bridged rocker with neutral mid-position and label for UP/DOWN, H = 15 mm

STANDARD	White	D 80.455 FU-BLS JR W	00200313		
	Pure white	D 80.455.02 FU-BLS JR	00200413		

Combination frames see page 42.



Easyclickpro wall transmitter neutral, 2 channel

Without combination frame, rocker with neutral mid-position, without label, H = 15 mm

STANDARD	White	D 80.450 FU-BLS N W	00203913		
	Pure white	D 80.450.02 FU-BLS N	00204013		

Combination frames see page 42.




Easyclickpro wall transmitter neutral, 4 channel

Without combination frame, series bridged rocker with neutral mid-position, without label, H = 15 mm

STANDARD	White	D 80.455 FU-BLS N W	00204113		
	Pure white	D 80.455.02 FU-BLS N	00204213		

Combination frames see page 42.




Easyclickpro wall transmitter, 2 channel

NEW

Without combination frame, rocker with neutral mid-position and label I/O, H = 15 mm

BADORA	Pure white	D 11.450.02 FU-BLS	00322451		
--------	------------	--------------------	----------	--	--

Available from 1st quarter 2019



Easyclickpro wall transmitter, 4 channel

NEW

Without combination frame, series bridged rocker with neutral mid-position and label I/O, H = 15 mm

BADORA	Pure white	D 11.455.02 FU-BLS	00322651		
--------	------------	--------------------	----------	--	--

Available from 1st quarter 2019



Easyclickpro wall transmitter neutral, 2 channel

NEW

Without combination frame, rocker with mid-position, without label, H = 15 mm

BADORA	Pure white	D 11.450.02 FU-BLS N	00323461		
--------	------------	----------------------	----------	--	--

Available from 1st quarter 2019











Easyclickpro radio-frequency system/EnOcean

Article Description

Colour

Article no.

Order no.

Easyclickpro wall transmitter neutral, 4				NEW			
Without combination frame, series bridged rocker with mid-position, without label, H = 15 mm							
BADORA	Pure white	D 11.455.02 FU-BLS N	00323761				
Available from 1st quarter 2019							
Easyclickpro wall transmitter, 2 channel, e. g. for one roller shutter				NEW			
Without combination frame, rocker with neutral mid-position and label for UP/DOWN, H = 15 mm							
BADORA	Pure white	D 11.450.02 FU-BLS JR	00322891				
Available from 1st quarter 2019							
Easyclickpro wall transmitter, 4 channel, e. g. for two roller shutters				NEW			
Without combination frame, series bridged rocker with neutral mid-position and label for UP/DOWN, H = 15 mm							
BADORA	Pure white	D 11.455.02 FU-BLS JR	00323161				
Available from 1st quarter 2019							
Easyclickpro wall transmitter, 2 channel							
Without combination frame, rocker with neutral mid-position and label I/O, H = 18 mm, with labeling field 7 x 64 mm							
DIALOG	Pure white	D 95.450.02 FU-BLS	00372713				
	Aluminium	D 95.450.70 FU-BLS	00372813				
Combination frames see page 70.							
Easyclickpro wall transmitter, 4 channel							
Without combination frame, series bridged rocker with neutral mid-position and label I/O, H = 18 mm, with labeling field 7 x 64 mm							
DIALOG	Pure white	D 95.455.02 FU-BLS	00378813				
	Aluminium	D 95.455.70 FU-BLS	00378913				
Combination frames see page 70.							
Easyclickpro wall transmitter, 2 channel, e. g. for one roller shutter							
Without combination frame, rocker with neutral mid-position and label for UP/DOWN, H = 18 mm, with labeling field 7 x 64 mm							
DIALOG	Pure white	D 95.450.02 FU-BLS JR	00372913				
	Aluminium	D 95.450.70 FU-BLS JR	00373013				
Combination frames see page 70.							
Easyclickpro wall transmitter, 4 channel, e. g. for two roller shutters							
Without combination frame, series bridged rocker with neutral mid-position and label for UP/DOWN, H = 18 mm, with labeling field 7 x 64 mm							
DIALOG	Pure white	D 95.455.02 FU-BLS JR	00379013				
	Aluminium	D 95.455.70 FU-BLS JR	00379113				
Combination frames see page 70.							
Easyclickpro intermediate frame, green afterglow							
For upgrading AURA Easyclickpro wall transmitters, the intermediate frames can be easily replaced. Afterglow light crystals (free of any radioactivity) are charged by the surrounding light and release the gathered energy in the dark as a light source. The best effect is reached with short wave UV-radiation (ideally sunlight or light with a high UV percentage). Reference value: When illuminated with a power of 400 Lux (medium illumination), at least for 20 min. with a lamp (standard light type D65) similar to daylight, after 12 hours the afterglow density will be higher than the visibility limit of 0.3 mCd/m² defined by the DIN standard.							
	Yellow/Green	D 20.450.56	00130013				
same, for Easyfit universal wall transmitter				Yellow/Green	D 450.56	00324613	



Easyclickpro radio-frequency system/EnOcean

Article Description

Colour

Article no.

Order no.

EASYFIT UNIVERSAL WALL TRANSMITTER 868 MHZ

With the *Easyfit* universal wall transmitters, it is possible to also use PEHA Easyclickpro wall transmitters in other switch manufacturers' combination frames. The *Easyfit* universal wall transmitters come in a standard size of 55 x 55 mm, which can be integrated into many popular switch manufacturers' switch ranges. Various types are available in matt pure white, high-gloss white and aluminium, each labelled I/O, UP/DOWN or unlabelled. Ask the relevant other manufacturers about which of their switch ranges come in the standard size of 55 x 55 mm.

Easyfit universal wall transmitter, 2 channel

For combination frame with inner dimension 55 x 55 mm, rocker with neutral mid-position and label I/O, H = 15 mm

Pure white	D 450.02 FU-BLS	00320213
Aluminium	D 450.70 FU-BLS	00323013
Pure white high-gloss	D 450.022 FU-BLS	00323413



Easyfit universal wall transmitter, 4 channel

For combination frame with inner dimension 55 x 55 mm, series bridged rocker with neutral mid-position and label I/O, H = 15 mm

Pure white	D 455.02 FU-BLS	00320513
Aluminium	D 455.70 FU-BLS	00323213
Pure white high-gloss	D 455.022 FU-BLS	00323713



Easyfit universal wall transmitter, 2 channel, e. g. for one roller shutter

For combination frame with inner dimension 55 x 55 mm, rocker with neutral mid-position and label for UP/DOWN, H = 15 mm

Pure white	D 450.02 FU-BLS JR	00320313
Aluminium	D 450.70 FU-BLS JR	00323113
Pure white high-gloss	D 450.022 FU-BLS JR	00323513



Easyfit universal wall transmitter, 4 channel, e. g. for two roller shutters

For combination frame with inner dimension 55 x 55 mm, series bridged rocker with neutral mid-position and label for UP/DOWN, H = 15 mm

Pure white	D 455.02 FU-BLS JR	00320613
Aluminium	D 455.70 FU-BLS JR	00323313
Pure white high-gloss	D 455.022 FU-BLS JR	00323813



Easyfit universal wall transmitter, 2 channel

For combination frame with inner dimension 55 x 55 mm, rocker with mid-position, without label, H = 15 mm

Pure white	D 450.02 FU-BLS N	00320413
Aluminium	D 450.70 FU-BLS N	00322113
Pure white high-gloss	D 450.022 FU-BLS N	00323613



Easyfit universal wall transmitter, 4 channel

For combination frame with inner dimension 55 x 55 mm, series bridged rocker with mid-position, without label, H = 15 mm

Pure white	D 455.02 FU-BLS N	00320713
Aluminium	D 455.70 FU-BLS N	00322413
Pure white high-gloss	D 455.022 FU-BLS N	00323913











Easyclickpro radio-frequency system/EnOcean

Article Description

Colour

Article no.

Order no.

Article Description	Colour	Article no.	Order no.				
Easyclickpro mini wall transmitter, 2 channel for single installation							
Rocker with neutral mid-position, without label, can be used universally due to the small design, dimensions: 61 x 61 mm, H = 15 mm	Pure white high-gloss	D 450/61.022 FU-BLS N	00343866				
Easyclickpro mini wall transmitter, 4 channel for single installation							
Series bridged rocker with neutral mid-position, without label, can be used universally due to the small design, dimensions: 61 x 61 mm, H = 15 mm	Pure white high-gloss	D 455/61.022 FU-BLS N	00343886				
Easyclickpro mini wall transmitter, 2 channel for single installation NEW							
Rocker with neutral mid-position, with label I/O, can be used universally due to the small design, dimensions: 61 x 61 mm, H = 15 mm	Pure white high-gloss	D 450/61.022 FU-BLS	00343876				
Easyclickpro mini wall transmitter, 4 channel for single installation NEW							
Series bridged rocker with neutral mid-position, with label I/O, can be used universally due to the small design, dimensions: 61 x 61 mm, H = 15 mm	Pure white high-gloss	D 455/61.022 FU-BLS	00343896				
Easyclickpro mini wall transmitter, 2 channel for single installation NEW							
Rocker with neutral mid-position, with label for UP/DOWN, can be used universally due to the small design, dimensions: 61 x 61 mm, H = 15 mm	Pure white high-gloss	D 450/61.022 FU-BLS JR	00343856				
Easyclickpro mini wall transmitter, 4 channel for single installation NEW							
Series bridged rocker with neutral mid-position, with label for UP/DOWN, can be used universally due to the small design, dimensions: 61 x 61 mm, H = 15 mm	Pure white high-gloss	D 455/61.022 FU-BLS JR	00343906				
Easyclickpro spare adhesive film							
5 adhesive films (1 bag) for Easyclickpro wall transmitter, size: 79 x 79 mm		D 45 KF	00579513				
Easyclickpro window contact							
Battery-free radio window/door contact for monitoring the status of windows and doors with Easyclickpro radio signals via Easyclickpro receivers, bidirectional and radio interfaces for the building systems technology.		D 450 FU FK	00367113				
The Easyclickpro window contact is wireless and completely maintenance-free with internal solar-powered energy storage. Operation possible for several days in the dark. Immediate signal transmission, as soon as a window opens or closes, triggered by a window magnet.							
The window contact can be mounted on every frame profiles. Due to the wireless radio transmission, the subsequent upgrading is possible with window contacts for an improved security. An optional back-up battery CR1225 can be used. Compatible with Easyclickpro receiver.							
Technical data: Frequency: 868 MHz EnOcean-Profil: EEP D5-00-01 EnOcean profile: Solar-powered energy storage for artificial light, (optional battery CR1225 can be used) Protection class: IP40 Ambient conditions: -20 to +60 °C non-condensing Colour: similar to RAL 9010 Box dimensions: 76.2 x 22 x 15 mm Magnet dimensions: 20 x 10 x 1.5 mm							



Easyclickpro radio-frequency system/EnOcean

Article Description

Colour

Article no.

Order no.

Easyclickpro hotel card switch

Energy-self-sufficient hotel card switch for keeping the hotel card or for switching the power supply per room. Battery-free and maintenance-free Easyclickpro transmitter for Easyclickpro receiver, bidirectional and radio interfaces for the building systems technology, for surface-mounted installation with screw or adhesive mounting for hotel card standard dimensions 55 x 85 mm

AURA	Pure white	D 20.450.02 FU-BLS HC	00381886		
	Anthracite	D 20.450.21 FU-BLS HC	00381946		
	Aluminium	D 20.450.70 FU-BLS HC	00381966		
NOVA	Pure white	D 20.450.022 FU-BLS HC	00381856		
	Piano black	D 20.450.192 FU-BLS HC	00381986		
	Aluminium	D 20.450.702 FU-BLS HC	00382046		



Easyclickpro mini handheld transmitter, 4 channel

The Easyclickpro mini handheld transmitter is suited switching and dimming the lights, for raising and lowering the roller shutters, and for adjusting the louver tilt of the blinds. It can be used battery-free from anywhere. When you arrive home it lets you open the garage door and activate the 'welcome back' scenario. The small and ergonomic mini hand-held transmitter in a sealed casing is designed as remote control and has 4 pushbuttons. For 2-button operation the pushbutton pairs A/B and C/D belong together. Housing colour black, button colour grey, weight approx. 50 g, dimensions: W 50 mm x L 82 mm x H 21 mm.

Black/Grey

D 450 FU-HS 4

00364113



Easyclickpro comfort handheld transmitter, 128 channel

The bidirectional Easyclickpro comfort handheld transmitter is a user-friendly remote control for Easyclickpro receiver as well as for every other EnOcean technology-based receiver. The Easyclickpro comfort handheld transmitter is thus ideal for switching/dimming the light, for controlling louvered blinds/roller shutters/sunblinds and many other electrical devices. Furthermore the device provides to the installer EnOcean service features for coverage planning and serves as function check at the commissioning. Scope of supply: 3 AAA-NiMH batteries with USB charging device and separate USB cable.

D 450 FU-HS 128

00364936



Technical data:

128 bidirectional radio channels

32 configurable levels

Time, date display and temperature display in °C or °F

Predefined texts and symbols

Blocking possible with PIN code

32 programmable timer switch

8 configurable speed dial keys

The set-up of the levels with the list entries can be done completely on the handheld transmitter.

The PC software is available on the internet at www.peha

Enhancements and software upgrades are possible via internet downloads.

With the software you can configure up to 32 user features/e. g. lighting scenarios with up to 16 actions.

EnOcean Service Features, such as ID display, quality of the radio signals and a RadioLink Test allow a range test between two Easyclickpro comfort handheld transmitters.

Dimensions: 165 x 55 x 21 mm

Easyclickpro transmitter board, 2 channel

For connecting to conventional pushbuttons e. g. in WAB pushbutton, with 4 inputs and a common wire, two rockers of a PTM 200 (as in wall transmitter and hand-held transmitter) can be simulated, i. e. 2 x ON/OFF or 2 x UP/DOWN, example – with two inputs you can switch ON/OFF with a series bridged pushbutton – with a second series bridged pushbutton you can switch a further device, type in features are possible only with the Easyclickpro and bidirectional receivers, no switches may be connected, with 2 batteries type CR2032

D 450 FU-SP 2

00364956



Connection wires: L approx. 190 mm

Box dimensions: 42 x 29 x 16 mm

Easyclickpro external brightness sensor

For automatic control of shading, can also be used as a twilight switch

D SR65 LI

00365506

NEW



Technical data:

Technology: EnOcean (IEC 14543-3-10)

Frequency: 868 MHz

Measured parameter: Light

Power supply: Solar cells, internal goldcap, maintenance-free, optional: Back-up battery LS14250

Measuring range: 0 .. 510 Lux, 0 .. 1000 Lux (10 bit), 0 .. 1020 Lux, 300 .. 30.000 Lux (standard), 600 .. 60.000 Lux

EnOcean EEP: A5-06-01 (300 .. 30.000, 60 .. 60.000 Lux), A5-06-02 (0 .. 510, 0 .. 1020 Lux), A5-06-03 (10 Bit, 0 .. 1000 Lux)

Box: PA6, pure white; cover: PC, transparent

Protection class: IP65 according to DIN EN 60529

Ambient conditions: -20 to +70 °C, max. 85 % rH, non-condens

Weight: 120 g



Easyclickpro radio-frequency system/EnOcean

Article Description

Colour

Article no.

Order no.

Easyclickpro ceiling motion detector

The wireless Easyclickpro ceiling motion detector is supplied with energy from solar cells and detects motion via a 360° passive infrared sensor. The movement detector is easy to install and saves energy. For instance, the lighting switches ON automatically when a person enters a room, and switches OFF automatically after a follow-up time when he leaves again. This involves the motion detector sensing radio signals to the parameterisable Easyclickpro receivers and to all EnOcean interfaces for the building automation. Battery operation (CR2032) is possible at a brightness of < 50 Lux.

D 451 FU-BM DE

00317316



Technical data:

Transmission frequency: EnOcean 868.3 MHz

Coverage: approx. 12 m Ø

Installation height: 2–3 m

Transmit range: approx. 25 m

Minimum brightness: 50 Lux for automatic ON/OFF

Energy generator: solar cells, internal goldcap

Charging startup time:

Programming = approx. 4 min. at 100 Lux, approx. 1.5 min. at 200 Lux

Motion transmission = approx. 6 min. at 100 Lux, approx. 3.5 min. at 200 Lux

For test mode = approx. 5.5 hours at 200 Lux

Full charging time: 9 hours at 200 Lux

Charging times for operation: 3 hours per day at 200 Lux

Operating time in the dark: approx. 48 hours

Battery operation: approx. 1 year depending on the switching frequency

Transmit interval:

Immediate when motion is detected

... variable every 60 sec. at 300 Lux to 300 sec. at 50 Lux

... OFF every 10 and 30 min. after the last motion

EnOcean equipment profile: EEP A5-07-01

Housing: PC, pearl white, similar to RAL 1013

Protection class: IP50

Dimensions: 160 mm x 60 mm x 37 mm

Weight: 125 g

Ambient conditions: Installation only in buildings, -10 ° to 40 °C, 20 % to 95 % relative humidity, non-condensing

Suitable receivers: all Easyclickpro receivers. A separate light sensor can be installed for daylight-dependent light control.

Easyclickpro wall motion detector

The wireless Easyclickpro ceiling-mounted motion detector is supplied with energy from solar cells and detects motion via a passive infrared sensor. The movement detector is easy to install and saves energy. For instance, the lighting switches ON automatically when a person enters a room, and switches OFF automatically after a follow-up time when he leaves again. This involves the motion detector sensing radio signals to the parameterisable Easyclickpro receivers and to all EnOcean interfaces for the building automation. Battery operation (CR2032) is possible at a brightness of < 50 Lux. The standard wide-angle lens can simply be replaced with an enclosed long-distance lens.

D 451 FU-BM

00317416



Technical data:

Transmission frequency: EnOcean 868.3 MHz

Coverage:

Wide-angle lens approx. 120°, 1 m to approx. 15 m depending on room depth

Long-distance lens approx. 45°, up to approx. 30 m depending on room depth

Installation height: 1.8–2.4 m

Transmit range: approx. 25 m

Minimum brightness: 50 Lux for automatic ON/OFF

Energy generator: Solar cells, internal goldcap

Charging startup time:

Programming = approx. 4 min. at 100 Lux, approx. 1.5 min. at 200 Lux

Motion transmission = approx. 6 min. at 100 Lux, approx. 3.5 min. at 200 Lux

For test mode = approx. 5.5 hours at 200 Lux

Full charging time: 9 hours at 200 Lux

Charging times for operation: 3 hours per day at 200 Lux

Operating time in the dark: approx. 48 hours

Battery operation: approx. 1 year depending on the switching frequency

Transmit interval:

Immediate when motion is detected

... variable every 60 sec. at 300 Lux to 300 sec. at 50 Lux

... OFF every 10 and 30 min. after the last motion

EnOcean Equipment Profile: EEP A5-07-01

Housing: PC, pearl white, similar to RAL 1013

Protection class: IP50

Dimensions: 148 mm x 64 mm x 45.7 mm

Weight: 125 g

Ambient conditions: Installation only in buildings, -10 ° to 40 °C, 20 % to 95 % relative humidity, non-condensing

Suitable receivers: all Easyclickpro receivers. A separate light sensor can be installed for daylight-dependent light control.



Easyclickpro radio-frequency system/EnOcean

Article Description

Colour

Article no.

Order no.

Easyclickpro room temperature sensor with solar energy storage, goes with the switch programme NOVA

For temperature detection and local set point value adjustment for individual room controls, with integrated temperature sensor and setpoint adjuster. The room temperature sensor sends the measured values battery-free to the receiver article no. D 451 FU-E RTR O.T. and to the Easyclickpro modular system

Pure white high-gloss
Aluminium

D 20.450.022 FU-RTR
D 20.450.702 FU-RTR

00313706
00313716



Technical data:

Measured parameter: Temperature
Radio technology: EnOcean (IEC 14543-3-10)
Frequency: 868.3 MHz
EnOcean profile: EEP A5-10-03
Power supply: Solar cells, internal goldcap, maintenance-free, optional: Back-up battery CR1632
Measuring range: 0 .. +40 °C
Accuracy ±0,4 K
Measuring interval: WakeUp time = 100 sec. (standard)
Transmit interval: immediately when button is pressed or slide switch after 10 seconds, every 100 seconds when changes are made > 0.8 K or > 5° angle of rotation (setpoint adjuster), otherwise every 1000 seconds
Protection class: IP20 according to DIN EN 60529
Ambient temperature: -25 .. +65 °C
Weight: 45 g
Installation: bonding or screwing
Minimum illuminance: 200 Lux (min. 3-4 hours daily)
Surface: gloss

Easyclickpro room temperature sensor with solar energy storage, goes with the switch programme NOVA

With switchover for 2 temperature ranges (day/night) for temperature detection and local set point value adjustment for individual room controls, with integrated temperature sensor and setpoint adjuster. The room temperature sensor sends the measured values battery-free to the receiver article no. D 451 FU-E RTR O.T. and to the Easyclickpro modular system

Pure white high-gloss
Aluminium

D 20.450.022 FU-RTR MS
D 20.450.702 FU-RTR MS

00313726
00313736



Technical data:

Measured parameter: Temperature
Radio technology: EnOcean (IEC 14543-3-10)
Frequency: 868.3 MHz
EnOcean profile: EEP A5-10-06
Power supply: Solar cells, internal goldcap, maintenance-free, optional: Back-up battery CR1632
Measuring range: 0 .. +40 °C
Accuracy ±0,4 K
Measuring interval: WakeUp time = 100 sec. (standard)
Transmit interval: immediately when button is pressed or slide switch after 10 seconds, every 100 seconds when changes are made > 0.8 K or > 5° angle of rotation (setpoint adjuster), otherwise every 1000 seconds
Protection class: IP20 according to DIN EN 60529
Ambient temperature: -25 .. +65 °C
Weight: 45 g
Installation: bonding or screwing
Minimum illuminance: 200 Lux (min. 3-4 hours daily)
Surface: gloss

Easyclickpro room temperature sensor with solar energy storage, goes with the switch programme NOVA

NEW

For temperature detection for individual room controls, with integrated temperature sensor. The batteryless room temperature sensor transmits the measured values to the relevant receivers and gateways

Pure white high-gloss
Aluminium

D 20.450.022 FU-RTS
D 20.450.702 FU-RTS

00313746
00313756



Technical data:

Measured parameter: Temperature
Radio technology: EnOcean (IEC 14543-3-10)
Frequency: 868.3 MHz
EnOcean profile: EEP A5-02-05
Power supply: Solar cells, internal goldcap, maintenance-free, optional: Back-up battery CR1632
Measuring range: 0 .. +40 °C
Accuracy ±0,4 K (typ. bei 21 °C)
Measuring interval: WakeUp time = 100 sec. (standard)
Protection class: IP20 according to DIN EN 60529
Ambient temperature: -25 .. +65 °C
Weight: 45 g
Installation: bonding or screwing
Minimum illuminance: 200 Lux (min. 3-4 hours daily)
Surface: gloss




Easyclickpro radio-frequency system/EnOcean


Article Description


Colour


Article no.

Order no.

Easyclickpro room temperature sensor with solar energy storage, goes with the switch programme NOVA				NEW	
For temperature detection and local set point value adjustment for individual room controls, with integrated temperature sensor, setpoint adjuster and presence button. The batteryless room temperature sensor transmits the measured values to the relevant receivers and gateways	Pure white high-gloss	D 20.450.022 FU-RTR PT	00313766		
	Aluminium	D 20.450.702 FU-RTR PT	00313776		
<p>Technical data: Measured parameter: Temperature Radio technology: EnOcean (IEC 14543-3-10) Frequency: 868.3 MHz EnOcean profile: EEP A5-10-05 Power supply: Solar cells, internal goldcap, maintenance-free, optional: Back-up battery CR1632 Measuring range: 0 .. +40 °C Accuracy ±0,4 K (typ. bei 21 °C) Measuring interval: WakeUp time = 100 sec. (standard) Transmit interval: immediately when the button is pressed, every 100 seconds if there are changes > 0.8 K or > 5° angle of rotation (setpoint adjuster), otherwise every 1000 seconds Protection class: IP20 according to DIN EN 60529 Ambient temperature: -25 .. +65 °C Weight: 45 g Installation: bonding or screwing Minimum illuminance: 200 Lux (min. 3-4 hours daily) Surface: gloss</p>					

THANOS ROOM CONTROL UNITS	
<p>The thanos touch room control unit is used to record temperature humidity (optional) and also for the integrated operation of HVAC, lighting and blinds in single-room control. Its high-quality appearance makes the unit particularly suitable for design-orientated facilities. The operating functions can be used flexibly depending on the requirements for the room.</p> <p>Stricest requirements in terms of design and technology in room control: The high-end thanos room control unit.</p>	
	

Touch room control unit					
With temperature sensor, moisture, 8 sensor buttons, 230 V, vertical installation	White	THANOS SR rH L white Mvolt	00331526		
	Black	THANOS SR rH L black Mvolt	00331536		
same, but for horizontal installation	White	THANOS SR rH LQ white Mvolt	00331546		
	Black	THANOS SR rH LQ black Mvolt	00331556		

Touch room control unit – small version					
With temperature sensor, moisture, 230 V, vertical installation	White	THANOS SR rH S white Mvolt	00331566		
	Black	THANOS SR rH S black Mvolt	00331576		
same, but for horizontal installation	White	THANOS SR rH SQ white Mvolt	00331586		
	Black	THANOS SR rH SQ black Mvolt	00331596		



Easyclickpro radio-frequency system/EnOcean

Article Description

Colour

Article no.

Order no.

SENSORS

Surface-mounted room control units with radio for temperature measurement, optional setpoint value adjustment and fan stage adjustment, as well as presence detection in homes and offices.



Solar room sensor, temperature

Without control elements, without adjustable transmit cycles and without battery extension possibility
EnOcean profile: EEP A5-02-05

White

LC-SR04

00331606



same, optional: Back-up battery LS14250

White

SR04

00331616

Solar room sensor, temperature

With setpoint adjuster, optional: Back-up battery LS14250
EnOcean profile: EEP A5-10-03

White

SR04P

00331626



Solar room sensor, temperature

With setpoint adjuster and switch for fan stages (Auto, 0, I, II, III), optional: Back-up battery LS14250
EnOcean profile: EEP A5-10-04

White

SR04PS

00331636



Solar room sensor, temperature

With setpoint adjuster, switch for fan stages (Auto, 0, I, II, III), and presence button, optional: Back-up battery LS14250
EnOcean profile: EEP A5-10-01

White

SR04PST

00331646



Solar room sensor, temperature + humidity

Without control elements, without adjustable transmit cycles and without battery extension possibility
EnOcean profile: EEP A5-04-01

White

LC-SR04 rH

00331656



same, optional: Back-up battery LS14250

White

SR04 rH

00331666

Solar room sensor, temperature + humidity

With setpoint adjuster, optional: Back-up battery LS14250
EnOcean profile: EEP A5-10-12

White

SR04P rH

00331676




Room sensor, temperature + CO₂

Requires 24 V power supply
EnOcean profile: EEP A5-09-04

White

SR04 CO2

00331686



Easyclickpro radio-frequency system/EnOcean

Article Description

Colour

Article no.

Order no.

Easyclickpro actuator

The battery-powered bidirectional Easyclickpro actuator facilitates the convenient regulation of radiator heating in individual rooms. These operations require a switching module (e.g. D 454 FU-SPV 4REG) and the antenna (D 450 ANT) from the Easyclickpro modular system. The switching module features a room temperature regulating function; analyses the telegrams from the room temperature sensor, window contacts/handles and hotel card switches, and transmits the required information back to the actuator on request. The actuator is programmed to the switching module via a button/LED. Includes 3 batteries (AA)

D 451 FU-E MSA2

00324867



Technical data:

Radio technology: EnOcean (IEC 14543-3-10)
 Frequency: 868 MHz
 Data transfer: bidirectional
 EnOcean profile: EEP A5-20-01
 Power supply: battery-operated, 3 alkaline Mignon batteries (type AA)
 Temperature measuring range: 0..+40 °C
 Temperature accuracy: +/- 0.5 °C (typ. at 25 °C)
 Measuring interval: Every 2..20 min., adjustable
 Transmit interval: Every 2..20 min., adjustable
 Display: Status LED, multi-coloured
 Box: RAL 9010 pure white
 Protection class: IP40 according to DIN EN 60529
 Ambient condition: 0..+50 °C
 Weight: 157 g without, 225 g with batteries
 Installation: Installation position +/- 90°
 Actuation noise: < 28 dB(A)
 Actuation travel: to 3 mm
 Actuation time: up to 10 s/mm
 Actuation force: 100 N nominal
 Status display: Travel scale
 Connection for valves: M30 x 1.5
 Dimensions: 91.5 x 85 x 47 mm

Easyclickpro actuator, battery-free

NEW

The battery-free bidirectional Easyclickpro actuator facilitates the convenient regulation of radiator heating in individual rooms. The batteryless actuator is supplied with energy for operation from the heating water's heat. The internal reservoir prevents supply bottlenecks for operation of the batteryless actuator. These operations require a switching module (e.g. D 454 FU-SPV 4REG) and the antenna (D 450 ANT) from the Easyclickpro modular system. The switching module features a room temperature regulating function; analyses the telegrams from the room temperature sensor, window contacts/handles and hotel card switches, and transmits the required information back to the actuator on request. The actuator is programmed to the switching module via a button/LED.

D 451 FU E MSA3

00324886



Technical data:

Power supply: thermal energy harvesting, micro-USB connection (Type B)
 Radio technology: EnOcean (IEC 14543-3-10)
 Frequency: 868 MHz
 Transmission power: < 10 mW
 Data transfer: bidirectional
 EnOcean profile: EEP A5-20-01
 Display: Status LED
 Measuring range: 0..+40 °C
 Actuation travel: > 3.8 mm
 Actuation speed: approx. 0.24 mm/s
 Retention force: max. > 100 N
 Operating temperature: 0 °C to 40 °C 70 %rH
 Transport and storage temperature: -20 °C to 65 °C 70 % rH
 Protection class: IP40 according to DIN EN 60529
 Measuring interval: 10 min. (measuring interval = transmit interval)
 Box: PC, aluminium, pure white
 Installation: Connection for valves M30 x 1.5
 Weight: 240 g
 Dimensions: L x H x W 80.4 mm x 63 mm x 62 mm



Easyclickpro radio-frequency system/EnOcean

Article Description

Colour

Article no.

Order no.

Easyclickpro thermostat receiver

For flush-mounted installation, for temperature control heating ON/OFF in the living area

D 451 FU-E RTR O.T.

00312296



Function:

The receiver compares the room temperature sent by the room temperature sensor with the the selected value. For lower values the relais is turned on, for higher values it is turned off (thermostat function). The relay output can be used directly for controlling thermal on-off valves 230 V.AC. The energy saving function can be used by programming up to 10 window contacts, when window is open, the receiver turns the actuator OFF.

Technical data:

Power supply voltage: 230 V AC, 50 Hz
Switch output: changeover contact, max. 2500 W
Screw terminals: max. 1.5 mm²
Protection class: IP20 according to EN 60529
Installation: in flush-mounted box with blind cover and cable outlet
Height of box: 28 mm

Easyclickpro antenna module

The antenna module is part of the PEHA Easyclickpro system. The antenna module was developed as a gateway between the PEHA Easyclickpro-EnOcean products and the Centraline HAWK/EAGLEHAWK controllers. The communication protocol between the Centraline controllers and the antenna module gateway is defined in a special software driver that is available for the Arena NX software. The signals are transferred via the European harmonised frequency 868.3 MHz.

D 450 ANT AX

00377806



Technical data:

The plastic box is ready for surface-mounted installation on wall or ceiling and has a white box cover.
Terminals for the RS485 bus, protection class IP20, 868.3 MHz, own consumption standby = approx. 0.4 W, operation = approx. 22 mA/0.5 W, box dimensions Ø approx. 130 mm, H approx. 29 mm

Blind cover for flush-mounted receiver without supporting frame

Cover for Easyclickpro flush-mounted receiver

STANDARD	White	D 80.477 W	00372313		
	Pure white	D 80.477.02	00372413		
BADORA	White	D 11.477.03	00316241		
	Pure white	D 11.477.02	00318383		
	Aluminium	D 11.477.70	00316261		
AURA	Pure white	D 20.477.02	00372613		
NOVA brilliance	Pure white	D 20.477.022	00030713		
	Piano black	D 20.477.192	00372633		
	Aluminium	D 20.477.702	00372653		



Pushbutton fixture, 1-gang, for Easyclickpro flush-mounted receiver with supporting frame D 451 FU-EBI UP O.A. and D 451 FU-EBIM UP O.A.

STANDARD	White	D 80.420 W	00149713		
	Pure white	D 80.420.02	00127213		
DIALOG	Pure white	D 95.420.02	00802713		
	Aluminium	D 95.420.70	00313513		
AURA	Pure white	D 20.420.02	00119113		
	Anthracite	D 20.420.21	00132413		
	Aluminium	D 20.420.70	00158713		
NOVA brilliance	Pure white	D 20.420.022	00029513		
	Piano black	D 20.420.192	00044513		



Pushbutton fixture, 2-gang, for Easyclickpro flush-mounted JR receiver with supporting frame, with label UP/DOWN D 452 FU-EBI JR UP O.A. and D 452 FU-EBIM JR UP O.A.

STANDARD	White	D 80.425 JR W	00149613		
	Pure white	D 80.425.02 JR	00128913		
DIALOG	Pure white	D 95.425.02 JR	00806913		
	Aluminium	D 95.425.70 JR	00314913		
AURA	Pure white	D 20.425.02 JR	00132013		
	Anthracite	D 20.425.21 JR	00132113		
	Aluminium	D 20.425.70 JR	00132813		
NOVA brilliance	Pure white	D 20.425.022 JR	00029713		
	Piano black	D 20.425.192 JR	00044713		



Easyclickpro radio-frequency system/EnOcean

Article Description

Colour

Article no.

Order no.

EASYCLICKPRO MODULAR SYSTEM

Easyclickpro antenna module

The bidirectional Easyclickpro antenna module receives all the signals of the Easyclickpro transmitters and repeaters in its receiving range. These are then transmitted over an RS485 interface to the Easyclickpro modular system. The Easyclickpro modules are connected to each other with modular connector cables. You can attach up to 128 modules to the RS485. If required, even several antenna modules can be connected to the Easyclickpro modular system.

D 450 ANT

00377816



Technical data:

The plastic box is ready for surface-mounted installation on wall or ceiling and has a white box cover.
Terminals for the RS485 bus, protection class IP20, 868.3 MHz, own consumption standby = approx. 0.4 W, operation = approx. 22 mA/0.5 W, box dimensions Ø approx. 130 mm, H approx. 29 mm

Power supply 230 V AC/24 V DC; 1.5 A

Switching power supply for supplying the Easyclickpro modular system, incl. connection cable 30 cm, 72 mm wide (4 module widths), power supply 220-240 V AC, 50-60 Hz, output voltage 24 V DC, output current 1.5 A, screw terminals for power connection (N, L), 4 screw connection terminals for the antenna D 450 ANT and 2 modular sockets for the DIN rail devices, protection class IP20.

The power supply can also be used as a substitute for the PHC power supplies D 940 SPV/D 940 SPV CT.

D 942 SPV

00263017



Easyclickpro module Switching with PSU, 4 channel, 4 module widths

The Easyclickpro module *Switching* receives its telegrams through the external Easyclickpro antenna module and performs the set functions and parameters via its relay outputs. The Easyclickpro module *Switching* has its own power supply and thus also other Easyclickpro modules such as e. g. Easyclickpro module *Dimm* and Easyclickpro module *JR* can be connected with the modular connector cable. For larger extensions an additional Easyclickpro module power supply is available. The Easyclickpro module *Switching* serves for switching lights and other electric devices, taking account of various functions and parameters that can be selected with the rotary switch. The 4 channels can be programmed independently of one another and for each programmed transmitter a function can be individually set.

D 454 FU-SPV 4REG

00377836



Standard function: 2-button function ON/OFF.

Selectable functions are e. g. 1-button function, timer functions, fan control, window contact, light scenario control, hotel card switch, time-controlled power disconnect, temperature control etc.

Technical data:

DIN rail device for mounting on DIN rail 72 mm wide (4 module widths)

Own consumption standby = less than 1 W, operation = max. 100 mA / 2.4 W

4 relay outputs 10 A

Rotary switch for functions and parameters

LRN/CLR button, LED display

Incl. power supply 230 V AC/24 V DC

Maximum output current: 300 mA (max. 4 further DIN rail devices can be connected; when there are several modules, the power supply D 942 SPV must be used)

Modular jacks

Terminals for the RS485 bus (antenna)

Incl. connection cable 30 cm

Protection class IP20

Approvals CE; KEMA/KEUR

Easyclickpro module Switching, 4 channel, 2 module widths

The Easyclickpro module *Switching* receives its telegrams through the external Easyclickpro antenna module and performs the set functions and parameters via its relay outputs. The Easyclickpro modules are connected to each other with modular connector cables.

The Easyclickpro module *Switching* serves for switching lights and other electric devices, taking account of various functions and parameters that can be selected with the rotary switch. The 4 channels can be programmed independently of one another and for each programmed transmitter a function can be individually set.

D 454 FU-2REG

00377856



Standard function: 2-button function ON/OFF.

Selectable functions are e. g. 1-button function, timer functions, fan control, window contact, light scenario control, hotel card switch, time-controlled power disconnect, temperature control etc.

Technical data:

DIN rail device for mounting on DIN rail 36 mm wide (2 module widths)

Own consumption standby = approx. 0.25 W, operation = approx. 70 mA/1.7 W

4 relay outputs 10 A

Rotary switch for functions and parameters

Modular jacks, LRN/CLR button, LED display

Incl. connection cable 30 cm

Protection class IP20

Approvals CE; KEMA/KEUR



Easyclickpro radio-frequency system/EnOcean

Article Description

Colour

Article no.

Order no.

Easyclickpro module *Switching*, 2 channel, 2 module widths

The Easyclickpro module *Switching* receives its telegrams through the external Easyclickpro antenna module and performs the set functions and parameters via its relay outputs. The Easyclickpro modules are connected to each other with modular connector cables.

The Easyclickpro module *Switching* serves for switching lights and other electric devices, taking account of various functions and parameters that can be selected with the rotary switch. The 2 channels can be programmed independently of one another and for each programmed transmitter a function can be individually set.

Standard function: 2-button function ON/OFF.

Selectable functions are e. g. 1-button function, timer functions, fan control, window contact, light scenario control, hotel card switch, time-controlled power disconnect, temperature control etc.

Technical data:

DIN rail device for mounting on DIN rail 36 mm wide (2 module widths)
Own consumption standby = approx. 0.25 W, operation = approx. 46 mA/1.1 W
2 relay outputs 16 A
Rotary switch for functions and parameters
Modular jacks, LRN/CLR button, LED display
Incl. connection cable 30 cm
Protection class IP20
Approvals CE; KEMA/KEUR

D 452 FU 2REG

00324873



Easyclickpro module *UNI Dimm*, 1 channel, 2 module widths

The Easyclickpro module *UNI-Dimm* receives its telegrams through the external Easyclickpro antenna module and performs the set functions and parameters via its relay outputs. The Easyclickpro modules are connected to each other with modular connector cables.

The Easyclickpro module *UNI-Dimm* serves for switching and dimming lights, taking account of various functions and parameters that can be selected with the rotary switch. For each programmed transmitter a function can be individually set.

Standard function: 2-button function ON/OFF/DIMMER with memory.

Selectable functions are e. g. 2-button function with light preselection, 1-button function with memory, timer functions, light scenario control etc.

Technical data:

DIN rail device for mounting on DIN rail 36 mm wide (2 module widths)
Own consumption standby = approx. 0.29 W, operation = approx. 20 mA/0.48 W
Universal dimmer with 1 channel for R, L and C loads
Minimum load 15 W and 20 VA, maximal 250 W and 200 VA.
Rotary switch for functions and parameters
Modular jacks, LRN/CLR button, LED display
Incl. connection cable 30 cm
Protection class IP20
Approvals CE; KEMA/KEUR

D 451 FU-DM UN 2REG

00377876



Easyclickpro module *JR*, 4 channel, 2 module widths (for 2 blinds/roller shutters)

The Easyclickpro module *JR* receives its telegrams through the external Easyclickpro antenna module and performs the set functions and parameters via its relay outputs. The Easyclickpro modules are connected to each other with modular connector cables.

The Easyclickpro module *JR* serves for controlling blinds/roller shutters, taking account of various functions and parameters that can be selected with the rotary switch. For each programmed transmitter a function can be individually set.

Standard function: UP/STOP/DOWN with adjustment of louver tilt.

Selectable functions are e. g. UP/STOP/DOWN without adjustment of louver tilt, equential pushbutton for slat adjustment, security function for blocking, lighting scenarios UP/DOWN etc.

Technical data:

DIN rail device for mounting on DIN rail 36 mm wide (2 module widths)
Own consumption standby = approx. 0.4 W, operation = approx. 60 mA/1.4 W
4 relay outputs for two 230 V~ motors blinds/roller shutters (max. 1 A)
Rotary switch for functions and parameters
Modular jacks, LRN/CLR button, LED display
Incl. connection cable 30 cm
Protection class IP20
Approvals CE; KEMA/KEUR

D 454 FU-JR 2REG

00377937



Easyclickpro radio-frequency system/EnOcean

Article Description

Colour

Article no.

Order no.

EASYCLICKPRO FLUSH-MOUNTED RECEIVER

Easyclickpro flush-mounted receiver bidirectional, 1 channel

The bidirectional Easyclickpro receiver not only receives radio signals, but sends back the status upon each status change. Real ON/OFF switching states can be visualised in this way e. g. on the handheld transmitter D 450 FU-HS 128.

D 451 FU-EBI O.T.

00364316



The Easyclickpro receiver serves for switching lights and other electric devices.

A range of functions and parameters can be selected:

- 2-button operation ON/OFF (standard function)
- 1-button operation ON/OFF (switchover)
- Button operation (impulse)
- Hotel card switch with settable follow-up time
- Staircase light with settable operational time and shutdown warning
- Automatic OFF after a settable operational time
- Fan function with delayed ON and with settable follow-up time
- Store and retrieve 4 lighting scenarios at the touch of a button (one lighting scenario per button)
- Window handle and window contact, visualisation also parallel to the switching outputs
- Motion detector and light sensor
- A function can be defined individually for each of the max. 32 programmed transmitters.
- Integrated repeater functions (1 level/2 level) can be switched ON for each project, irrespectively of the set functions.
- Separate preassigned functions and parameters when e.g. window contacts, window handles and motion detectors are being programmed.

Technical data:

Own consumption: < 0.5 W (bistable relay)

Transmission frequency: 868,3 MHz

Power supply: 100–240 V~/50–60 Hz

Neutral conductor: necessary

Ambient temperature: -20 °C to +40 °C

Storage temperature: -40 °C to +85 °C

Plug-in terminals: max. 1 x 1.5 mm²

Height of box: 28 mm

Protection class: IP20

Fastening clips: for screw fastening in switch boxes

Approvals: CE; KEMA/KEUR

Load types	230 V~	110 V~
Filament lamps	2500 W	1250 W
HV halogen lamps	1200 W	600 W
Motor load	600 VA	300 VA
Electronic ballast load	3 pieces ¹⁾	3 pieces ¹⁾

¹⁾ The quantity depends on the type and manufacturer. The device's data sheet must be observed!

Easyclickpro flush-mounted receiver bidirectional, 1 channel with energy measurement

In addition to the bidirectional features, the Easyclickpro receiver variants with integrated energy measurement (energy measuring chip) allow for the recording of energy values of the connected consumer.

D 451 FU-EBIM O.T.

00366536



Functions, parameters and technical data otherwise same as D 451 FU-EBI O.T.



Easyclickpro radio-frequency system/EnOcean

Article Description

Colour

Article no.

Order no.

Easyclickpro baldachin receiver bidirectional, 1 channel

The bidirectional Easyclickpro receiver not only receives radio signals, but sends back the status upon each status change. Real ON/OFF switching states can be visualised in this way e. g. on the handheld transmitter D 450 FU-HS 128.

D 451 FU-BEBI

00364376

The Easyclickpro receiver serves for switching lights and other electric devices.

A range of functions and parameters can be selected:

- 2-button operation ON/OFF (standard function)
- 1-button operation ON/OFF (switchover)
- Button operation (impulse)
- Hotel card switch with settable follow-up time
- Staircase light with settable operational time and shutdown warning
- Automatic OFF after a settable operational time
- Fan function with delayed ON and with settable follow-up time
- Store and retrieve 4 lighting scenarios at the touch of a button (one lighting scenario per button)
- Window handle and window contact, visualisation also parallel to the switching outputs
- Motion detector and light sensor
- A function can be defined individually for each of the max. 32 programmed transmitters.
- Integrated repeater functions (1 level/2 level) can be switched ON for each project, irrespectively of the set functions.
- Separate preassigned functions and parameters when e.g. window contacts, window handles and motion detectors are being programmed.

Technical data:

Own consumption: < 0.5 W (bistable relay)

Transmission frequency: 868.3 MHz

Power supply: 100–240 V~/50–60 Hz

Neutral conductor: necessary

Ambient temperature: -20 °C to +40 °C

Storage temperature: -40 °C to +85 °C

Connection wires: 1.5 mm² blue, black, brown

Height of box: 28 mm

Box: with screw hook hole

Protection class: IP20

Approvals: CE, KEMA/KEUR

Load types	230 V~	110 V~
Filament lamps	2500 W	1250 W
HV halogen lamps	1200 W	600 W
Motor load	600 VA	300 VA
Electronic ballast load	3 pieces ¹⁾	3 pieces ¹⁾

¹⁾ The quantity depends on the type and manufacturer. The device's data sheet must be observed!



Easyclickpro baldachin receiver bidirectional, 1 channel with energy measurement

In addition to the bidirectional features, the Easyclickpro receiver variants with integrated energy measurement (energy measuring chip) allow for the recording of energy values of the connected consumer.

D 451 FU-BEBIM

00366616



Functions, parameters and technical data otherwise same as D 451 FU-BEBI.



Easyclickpro radio-frequency system/EnOcean

Article Description

Colour

Article no.

Order no.

Easyclickpro flush-mounted receiver bidirectional with supporting frame, 1 channel

The bidirectional Easyclickpro receiver not only receives radio signals, but sends back the status upon each status change. Real ON/OFF switching states can be visualised in this way e. g. on the handheld transmitter D 450 FU-HS 128.

D 451 FU-EBI UP O.A.

00364516



The Easyclickpro receiver serves for switching lights and other electric devices.

- With supporting frame for screw fastening in switch boxes with 60 mm distance of the device screws
- With socket board for receiving pushbutton fixture D xx.420.xx for local switching

A range of functions and parameters can be selected.

With pushbutton fixture:

- 1-button operation ON/OFF (standard function switchover)
- 1-button operation (sequential pushbutton)
- Staircase light with settable operational time and shutdown warning
- Automatic OFF after a settable operational time

With Easyclickpro transmitter:

- 2-button operation ON/OFF (standard function)
- 1-button operation ON/OFF (switchover)
- Button operation (impulse)
- Hotel card switch with settable follow-up time
- Staircase light with settable operational time and shutdown warning
- Automatic OFF after a settable operational time
- Fan function with delayed ON and with settable follow-up time
- Store and retrieve 4 lighting scenarios at the touch of a button (one lighting scenario per button)
- Window handle and window contact, visualisation also parallel to the switching outputs
- Motion detector and light sensor
- A function can be defined individually for each of the max. 32 programmed transmitters.
- Integrated repeater functions (1 level/2 level) can be switched ON for each project, irrespectively of the set functions.
- Separate preassigned functions and parameters when e.g. window contacts, window handles and motion detectors are being programmed.

Technical data:

Own consumption: < 0.5 W (bistable relay)

Transmission frequency: 868.3 MHz

Power supply: 100–240 V~/50–60 Hz

Neutral conductor: necessary

Ambient temperature: -20 °C to +40 °C

Storage temperature: -40 °C to +85 °C

Plug-in terminals: max. 1 x 1.5 mm²

Height of box: 34 mm

Protection class: IP20

With supporting frame: for screw fastening in switch boxes

Approvals: CE; KEMA/KEUR

Load types	230 V~	110 V~
Filament lamps	2500 W	1250 W
HV halogen lamps	1200 W	600 W
Motor load	600 VA	300 VA
Electronic ballast load	3 pieces ¹⁾	3 pieces ¹⁾

¹⁾ The quantity depends on the type and manufacturer. The device's data sheet must be observed!

Covers see page 219.

Easyclickpro flush-mounted receiver bidirectional with supporting frame, 1 channel with energy measurement

In addition to the bidirectional features, the Easyclickpro receiver variants with integrated energy measurement (energy measuring chip) allow for the recording of energy values of the connected consumer.

D 451 FU-EBIM UP O.A.

00366656



Functions, parameters and technical data otherwise same as D 451 FU-EBI UP O.A.

Covers see page 219.



Easyclickpro radio-frequency system/EnOcean

Article Description

Colour

Article no.

Order no.

Easyclickpro flush-mounted receiver bidirectional, 1 channel with floating contact

The bidirectional Easyclickpro receiver not only receives radio signals, but sends back the status upon each status change. Real ON/OFF switching states can be visualised in this way e.g. on the handheld transmitter D 450 FU-HS 128.

D 451 FU-EBI PF O.T.

00364476



The Easyclickpro receiver with floating contact serves for switching lights and other electric devices.

A range of functions and parameters can be selected:

- 2-button operation ON/OFF (standard function)
- 1-button operation ON/OFF (switchover)
- Button operation (impulse)
- Hotel card switch with settable follow-up time
- Staircase light with settable operational time and shutdown warning
- Automatic OFF after a settable operational time
- Fan function with delayed ON und with settable follow-up time
- Store and retrieve 4 lighting scenarios at the touch of a button (one lighting scenario per button)
- Window handle and window contact, visualisation also parallel to the switching outputs
- Motion detector and light sensor
- A function can be defined individually for each of the max. 32 programmed transmitters.
- Integrated repeater functions (1 level/2 level) can be switched ON for each project, irrespectively of the set functions.
- Separate preassigned functions and parameters when e.g. window contacts, window handles and motion detectors are being programmed.

Technical data:

Own consumption: < 0.5 W (bistable relay)

Transmission frequency: 868.3 MHz

Power supply: 100–240 V~/50–60 Hz

Neutral conductor: necessary

Ambient temperature: -20 °C to +40 °C

Storage temperature: -40 °C to +85 °C

Plug-in terminals: max. 1 x 1.5 mm²

Height of box: 28 mm

Protection class: IP20

Fastening clips: for screw fastening in switch boxes

Approvals: CE; KEMA/KEUR

Load types	230 V~	110 V~	30V DC
Filament lamps	1200 W	600 W	150 W
HV halogen lamps	600 W	300 W	75 W



Easyclickpro radio-frequency system/EnOcean

Article Description

Colour

Article no.

Order no.

Easyclickpro flush-mounted receiver bidirectional, 2 channel

The bidirectional Easyclickpro receiver not only receives radio signals, but sends back the status upon each status change. Real ON/OFF switching states can be visualised in this way e.g. on the handheld transmitter D 450 FU-HS 128.

D 452 FU-EBI O.T.

00364336



The Easyclickpro receiver serves for switching lights and other electric devices.

A range of functions and parameters can be selected:

- 2-button operation (standard function ON/OFF)
- 1-button operation (ON/OFF switchover)
- Button operation (impulse)
- Hotel card switch with settable follow-up time
- Staircase light with settable operational time and shutdown warning
- Automatic OFF after a settable operational time
- Fan function with delayed ON and with settable follow-up time
- Store and retrieve 4 lighting scenarios at the touch of a button (one lighting scenario per button)
- Window handle and window contact, visualisation also parallel to the switching outputs
- Motion detector and light sensor
- A function can be defined individually for each of the max. 32 programmed transmitters. The channels can be programmed independently of each other..
- Integrated repeater functions (1 level/2 level) can be switched ON for each project, irrespectively of the set functions.
- Separate preassigned functions and parameters when e.g. window contacts, window handles and motion detectors are being programmed.

Technical data:

Own consumption: < 0.5 W (bistable relay)

Transmission frequency: 868.3 MHz

Power supply: 100~240 V~/50~60 Hz

Neutral conductor: necessary

Ambient temperature: -20 °C to +40 °C

Storage temperature: -40 °C to +85 °C

Plug-in terminals: max. 1 x 1.5 mm²

Height of box: 28 mm

Protection class: IP20

Fastening clips: for screw fastening in switch boxes

Approvals: CE; KEMA/KEUR

Load types	230 V~	110 V~
Filament lamps	500 W	250 W
HV halogen lamps	100 W	50 W
Motor load	100 VA	50 VA
Electronic ballast load	1 piece ¹⁾	1 piece ¹⁾

¹⁾ The quantity depends on the type and manufacturer. The device's data sheet must be observed!

Easyclickpro flush-mounted receiver bidirectional, 2 channel with energy measurement

In addition to the bidirectional features, the Easyclickpro receiver variants with integrated energy measurement (energy measuring chip) allow for the recording of energy values of the connected consumer.

D 452 FU-EBIM O.T.

00366556



Functions, parameters and technical data otherwise same as D 452 FU-EBI O.T.



Easyclickpro radio-frequency system/EnOcean

Article Description

Colour

Article no.

Order no.

Easyclickpro flush-mounted JR receiver bidirectional, 2 channel

The bidirectional Easyclickpro JR receiver not only receives radio signals, but sends back the status upon each status change.

D 452 FU-EBI JR O.T.

00364356



The Easyclickpro receiver serves for controlling roller shutters and blinds.

A range of functions and parameters can be selected:

- 2-button operation UP/STOP/DOWN with adjustment of louver tilt (standard function blind)
- 2-button operation UP/STOP/DOWN without adjustment of louver tilt (standard function roller shutter)
- Jog mode (sequential pushbutton)
- 1-button operation UP/STOP/DOWN
- Locking for safety during maintenance work
- Automatic ON/OFF
- Sun sensor/twilight sensor/wind sensor/rain sensor
- 4 positions UP/DOWN for lighting scenarios
- Lockout protection with window contact/window handle
- A function can be defined individually for each of the max. 32 programmed transmitters.
- Integrated repeater functions (1 level/2 level) can be switched ON for each project, irrespectively of the set functions.
- Separate preassigned functions and parameters when e.g. window contacts and window handles are being programmed.

Technical data:

Own consumption: < 0.5 W (bistable relay)

Transmission frequency: 868.3 MHz

Power supply: 100~240 V~/50~60 Hz

Neutral conductor: necessary

Ambient temperature: -20 °C to +40 °C

Storage temperature: -40 °C to +85 °C

Plug-in terminals: max. 1 x 1.5 mm²

Height of box: 28 mm

Protection class: IP20

Fastening clips: for screw fastening in switch boxes

Approvals: CE; KEMA/KEUR

Connection data: I max. 1.0 A

Easyclickpro flush-mounted JR receiver bidirectional, 2 channel with position detector

In addition to the bidirectional features, the Easyclickpro receiver variants with position detector allow for the recording and feedback of the runtimes of shutters and blinds.

D 452 FU-EBIM JR O.T.

00366576



Functions, parameters and technical data otherwise same as D 452 FU-EBI JR O.T. (except I max. 1.6 A).



Easyclickpro radio-frequency system/EnOcean

Article Description

Colour

Article no.

Order no.

Easyclickpro flush-mounted JR receiver bidirectional with supporting frame, 2 channel

The bidirectional Easyclickpro JR receiver not only receives radio signals, but sends back the status upon each status change.

D 452 FU-EBI JR UP O.A.

00364536

The Easyclickpro receiver serves for controlling roller shutters and blinds.

- With supporting frame for screw fastening in switch boxes with 60 mm distance of the device screws
- With socket board for receiving pushbutton fixture, 2-gang D xx.425.xx JR for local switching

A range of functions and parameters can be selected.

With pushbutton fixture:

- Left button UP, right button DOWN with adjustment of louver tilt (standard function blind)
- Left button UP, right button DOWN without adjustment of louver tilt (standard function roller shutter)
- Jog mode (sequential pushbutton)

With Easyclickpro transmitter:

- 2-button operation UP/STOP/DOWN with adjustment of louver tilt (standard function blind)
- 2-button operation UP/STOP/DOWN without adjustment of louver tilt (standard function roller shutter)
- Jog mode (sequential pushbutton)
- 1-button operation UP/STOP/DOWN
- Locking for safety during maintenance work
- Automatic ON/OFF
- Sun sensor/twilight sensor/wind sensor/rain sensor
- 4 positions UP/DOWN for lighting scenarios
- Lockout protection with window contact/window handle
- A function can be defined individually for each of the max. 32 programmed transmitters.
- Integrated repeater functions (1 level/2 level) can be switched ON for each project, irrespectively of the set functions.
- Separate preassigned functions and parameters when e.g. window contacts and window handles are being programmed.

Technical data:

Own consumption: < 0.5 W (bistable relay)
 Transmission frequency: 868.3 MHz
 Power supply: 100–240 V~/50–60 Hz
 Neutral conductor: necessary
 Ambient temperature: -20 °C to +40 °C
 Storage temperature: -40 °C to +85 °C
 Plug-in terminals: max. 1 x 1.5 mm²
 Height of box: 34 mm
 Protection class: IP20
 With supporting frame: for screw fastening in switch boxes
 Approvals: CE; KEMA/KEUR
 Connection data: I max. 1.0 A

Covers see page 219.



Easyclickpro flush-mounted JR receiver bidirectional with supporting frame, 2 channel with position detector

In addition to the bidirectional features, the Easyclickpro receiver variants with position detector allow for the recording and feedback of the runtimes of shutters and blinds.

D 452 FU-EBIM JR UP O.A.

00366676

Functions, parameters and technical data otherwise same as D 452 FU-EBI JR UP O.A. (except I max. 1.6 A).

Covers see page 219.



Easyclickpro radio-frequency system/EnOcean

Article Description

Colour

Article no.

Order no.

Easyclickpro plug adapter remote switch bidirectional, 1 channel with energy measurement (SCHUKO®)

The bidirectional Easyclickpro plug adapter remote switch not only receives radio signals, but sends back the status upon each status change. Real ON/OFF switching states can be visualised in this way e. g. on the handheld transmitter D 450 FU-HS 128. An integrated energy meter (energy measuring chip) also records the energy values of the connected consumer.

Pure white

D 4511 FU-EBIM ST

00364576



The Easyclickpro receiver serves for switching lights and other electric devices.

A range of functions and parameters can be selected:

- 2-button operation ON/OFF (standard function)
- 1-button operation ON/OFF (switchover)
- Button operation (impulse)
- Hotel card switch with settable follow-up time
- Staircase light with settable operational time and shutdown warning
- Automatic OFF after a settable operational time
- Fan function with delayed ON and with settable follow-up time
- Store and retrieve 4 lighting scenarios at the touch of a button (one lighting scenario per button)
- Window handle and window contact, visualisation also parallel to the switching outputs
- Motion detector and light sensor
- A function can be defined individually for each of the max. 32 programmed transmitters.
- With the manual ON/OFF button
- Integrated repeater functions (1 level/2 level) can be switched ON for each project, irrespectively of the set functions.
- Separate preassigned functions and parameters when e.g. window contacts, window handles and motion detectors are being programmed.

Technical data:

Own consumption Standby: < 0.5 W (bistable relay)
 Transmission frequency: 868.3 MHz
 Power supply: 100–240 V~/50–60 Hz
 Neutral conductor: necessary
 Ambient temperature: -20 °C to +40 °C
 Storage temperature: -40 °C to +85 °C
 Dimensions of box: 136 x 65 x 39 mm
 Protection class: IP20
 Approvals: CE; KEMA/KEUR

Load types	230 V~	110 V~
Filament lamps	2500 W	1250 W
HV halogen lamps	1200 W	600 W
Motor load	600 VA	300 VA
Electronic ballast load	3 pieces ¹⁾	3 pieces ¹⁾

¹⁾ The quantity depends on the type and manufacturer. The device's data sheet must be observed!



PLS



Making light work.

Honeywell PEHA offers a balanced range of devices that automate lighting control in commercial and public areas in particular.



LightSpot HD



Switching and Dimming PIR Sensors

- For reliable, movement-dependent light switching and control
- HD lenses, efficient optics and software are optimised
- Great sensitivity and presence detection for needs-based lighting



QuickLink PIR Sensors

- Can act independently of each other or as part of the network
- Both HD lenses and efficient optics and software are optimised for outstanding sensitivity and presence detection
- The exact detection zone can be adapted as required with the aid of the tilting lenses
- Unfavourable mounting positions can also be corrected, for example if building use changes



QuickLink Daylight Sensors

- Contain integrated parameterisable brightness sensors
- Have an extended range of functions and more efficient operating parameters compared with conventional integrated photocells
- Ideal for sophisticated installations
- A small network comprised of up to four sensors can be set up with the aid of the QuickLink function

LightSpot

- Energy saving potential
- The convenience of automatic switching
- Increased security
- Simple commissioning, all parameters preconfigured
- Wide detection range and high installation heights
- Comply with the valid building regulations
- Manual IR remote control for adaptation of the light scenes and setpoint values by the user
- Toolless parameter adjustment with IR programming device or IR remote control



MLS Digital

- Energy saving that takes into account the available daylight and presence detection (DALI, DSI, 1–10 V)
- Illumination of demarcated areas for pleasant, visible comfort
- Lighting in heavily used areas remains automatically switched on
- Possibility of adjusting light scenes
- Uncomplicated installation (no central computer, no addressed components)
- Great operational reliability, control is local in every detector, total failure is impossible
- No changes to the wiring are required for adaptation to changed room situations
- Programming with IR programming device, no PC required



CONNECT

- Quick, simple installation that saves both time and costs
- Installation errors are avoided, since lights and detectors with pre-assembled cables are supplied directly for the project
- Flexible, because lights and detectors can be replaced or moved without major interruptions

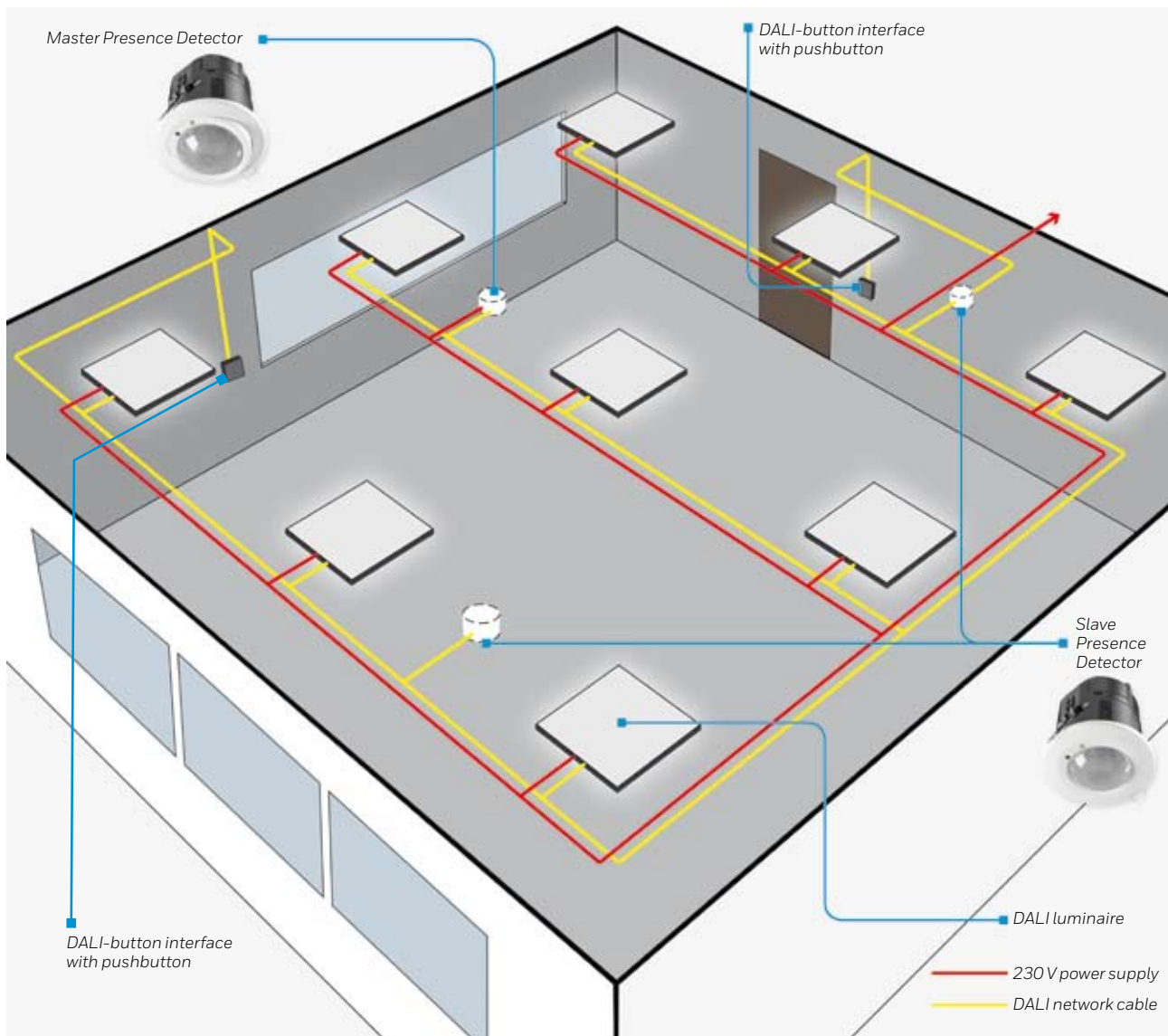


DALI IN A ROOM

DALI in a room is a light controller e.g. for a single office, classroom or training room consisting of up to three presence detectors and two programmable DALI pushbutton interfaces. The ability to address the DALI lights gives the user full control over the lighting in order to optimise the lighting conditions. All possibilities are very varied, from presence detection to creating groups and scenes to daylight-dependent control of the individual lights. This allows great energy savings.

System overview

- Up to 16 DALI ballasts can be addressed.
- 3 presence detectors can be incorporated in the system. 1 of these is the master presence detector and 2 are slave presence detectors.
- 2 DALI button interfaces, each with four inputs for conventional buttons, can be connected. In addition, a 230 V button can be connected to the master sensor.
- The master presence detector provides 60 mA for the entire DALI network. Sufficient for supplying 16 DALI ballasts, the slave presence detector and the button interfaces. No additional DALI power supply is required.
- Up to 16 DALI groups and scenes can be formed, each of which can be controlled via presence detection and daylight incidence.
- Simple wiring with only 230 V and the 2-wire DALI control cable.
- Programming is done via the D QUICKSETPRO programming unit (see page 247).



Article Description

Colour

Article no./Order no.

DALI IN A ROOM				
DALI Master Presence Detector				NEW
Can be extended with two network presence detectors DLS4060NETx and a maximum of 2 button interfaces DLS2IM. Programming is done via the infrared programming device D QUICKSETPRO.				
Built-in version	Pure white	DLS4043DALIF		
Surface-mounted version	Pure white	DLS4043DALISM		
Technical data: Technology: PIR Power supply: 230 V +/- 15 %, 50–60 Hz Variant: Flush-mounted version (surface-mounted version for SM) Coverage: 360° (diameter 10 m macro/7 m micro for an 2.5 m installation height) Maximum installation height: 3.5 m Power consumption: 150 mW Load: max. 16 DALI addressable ballasts DALI cable length: max. 100 m Operating temperature: 0 °C–40 °C Storage temperature: -20 °C–80 °C Air humidity: 20 %–80 % non-condensing Weight: 121 g Material: Flame-retardant PC/ABS IP protection class: IP4X Conformity: EMC: 2014/30/EU, LVD: 2014/35/EC, RoHS: 2011/65/EU				
Slave Presence Detector				NEW
Network sensor for extending a DALI master presence detector DLS4043DALIx and maximum 2 button interfaces DLS2IM. Programming is done via the infrared programming device D QUICKSETPRO.				
Built-in version	Pure white	DLS4060NETF		
Surface-mounted version	Pure white	DLS4060NETSM		
Technical data: Technology: PIR Power supply: Via DALI Master Presence Detector DLS4043DALIx Variant: Flush-mounted version (surface-mounted version for SM) Coverage: 360° (diameter 10 m macro/7 m micro for an 2.5 m installation height) Maximum installation height: 3.5 m DALI cable length: max. 100 m Operating temperature: 0 °C–40 °C Storage temperature: -20 °C–80 °C Air humidity: 20 %–80 % non-condensing Weight: 121 g Material: Flame-retardant PC/ABS IP protection class: IP4X Conformity: EMC: 2014/30/EU, LVD: 2014/35/EC, RoHS: 2011/65/EU				
Button interface				NEW
Button interface with 4 inputs for conventional buttons for extending a DALI master presence detector DLS4043DALIx. Programming is done via the infrared programming device D QUICKSETPRO via the DALI master.		DLS2IM		
Technical data: Power supply: Via DALI Master Presence Detector DLS4043DALIx Power consumption DALI: 4.1 mA DALI cable length: max. 100 m Operating temperature: 0 °C–50 °C IP protection class: IP20 Terminals: 0.5–1.5 mm ²				



PLS

Article Description

Colour

Article no.

Order no.

CEILING MOTION DETECTOR BUILT-IN/SURFACE-MOUNTED

Ceiling motion detector 360°

Ceiling motion detector with 360° detection range and relay output, for presence-dependent and daylight-dependent switching on and off of the lighting in the range of 5 to 1000 Lux. Installation either surface-mounted or flush in the ceiling. The light value and switch-off delay are adjusted via the potentiometer on the device itself.

Pure white

D LS1000R

00991413



Technical data:

Technology: PIR

Power supply voltage: 220–240 V~, 50 Hz

Relay load (potential-free when jumper is removed): max. 6 A, ohmic load 1440 W, fluorescent lamps with inductive ballast 500 W, fluorescent lamps with electronic ballast 400 W, ESL: 120 W, LED: 110 W

Motor load: 75 W

Coverage angle: 360° horizontal

Detection angle can be reduced with covers

Installation: optionally surface-mounted or ceiling-mounted

Installation height: 1.8–3 m

Range: diameter max. 6 m for an 2.5 m installation height

Switch-off delay: 5 seconds to 15 minutes

Light value: 5–1000 Lux

Temperature range: 0° C–40° C

Protection class surface-mounted: IP44

Protection class ceiling-mounted: IP44 (sensor part), IP20 (upwards from ceiling panel)

Colour: pure white (RAL 9010)

Dimensions surface-mounted: height 66.7 mm, Ø 97.2 mm

Dimensions ceiling-mounted: holes Ø 75 to 80 mm, installation depth 41 mm

Visible height 22 mm, Ø 97.2 mm



Article Description

Colour

Article no.

Order no.

LIGHTSPOT HD SWITCHING PIR SENSORS

Features

A row of powerful presence detectors to reliably switch the light. High-resolution lenses, precision optics and software are optimised for first-class sensitivity and presence detection and guarantee that the light is always switched on when it's needed.

- Highly sensitive presence detection
- Integrated daylight control
- Quick and easy commissioning thanks to wireless programming devices
- Extended detection range
- Products available for up to 16 m installation height
- Absence and presence operating mode
- Simplified installation
- Flush-mounted and surface-mounted installation possible
- QuickAnalytics allows you to check energy savings with the aid of D QUICKSETPRO

LightSpot HD Switching PIR Sensors – flush-mounted

Operating voltage 230 V +/- 15 %, 50/60 Hz, recommended fuse protection 16 A, switching

With OneSwitch™ pushbutton input	Pure white	D LS3100RF	00991423		
same, but with programmable OneSwitch™ pushbutton input	Pure white	D LS3200RF	00991443		



Technical data:

Technology: PIR
 Coverage: 360° (diameter 10 m macro/7 m micro for an 2.5 m installation height)
 Maximum installation height: 3.5 m
 Power consumption: load ON 500 mW, load OFF 150 mW
 Load: D LS3100 6 A, D LS3200 10 A, max. switch-on current 80 A
 Operating temperature: 0 °C–45 °C
 Storage temperature: -20 °C–80 °C
 Air humidity: 20 %–80 % non-condensing
 Weight: 140 g
 Installation opening: Ø 73 mm
 Total dimensions: Ø 73 mm x 92.6 mm (visible part: H 17.6 mm, Ø 87 mm)
 Material: Flame-retardant PC/ABS
 IP protection class: IP4X
 Conformity: EMC: 2014/30/EU, LVD: 2014/35/EC, RoHS: 2011/65/EU

The surface-mounted housing D SURFMT must also be ordered for surface-mounted installation (see page 239).

LightSpot HD Switching PIR Sensors – surface-mounted, for high installation heights

Operating voltage 230 V +/- 15 %, 50/60 Hz, recommended fuse protection 16 A, switching, with programmable OneSwitch™ pushbutton input

Mid-Bay Switching Sensor	Pure white	D LS3200RMBSM	00991483		
Hi-Bay Switching Sensor	Pure white	D LS3200RHBSM	00991513		



Technical data:

Technology: PIR
 Coverage: D LS3200RMBSM: 360° (diameter approx. 24 m for an 12 m installation height)
 D LS3200RHBSM: 360° (diameter approx. 31 m for an 16 m installation height)
 Maximum installation height: D LS3200RMBSM: 12 m
 D LS3200RHBSM: 16 m
 Power consumption: load ON 500 mW, load OFF 150 mW
 Load: max. switch-on current 80 A
 Operating temperature: 0 °C–45 °C
 Storage temperature: -20 °C–80 °C
 Air humidity: 20 %–80 % non-condensing
 Weight: 140 g
 Total dimensions: Ø 87 mm–93 mm, H 107.6 mm
 Material: Flame-retardant PC/ABS
 IP protection class: IP4X
 Conformity: EMC: 2014/30/EU, LVD: 2014/35/EC, RoHS: 2011/65/EU



PLS – LightSpot HD

Article Description

Colour

Article no.

Order no.

LIGHTSPOT HD DIMMING PIR SENSORS

Features

A row of powerful presence detectors to reliably control analogue and digital ballasts. High-resolution lenses, precision optics and software are optimised for first-class sensitivity and presence detection and guarantee that the light is always switched on when it's needed.

- Highly sensitive presence detection
- Integrated daylight control
- Automatic selection of DALI/DSI with digital sensors
- Quick and easy commissioning thanks to wireless programming devices
- Extended detection range with digital sensors
- Products available for up to 16 m installation height
- Absence and presence operating mode
- Simplified installation
- Flush-mounted and surface-mounted installation possible
- QuickAnalytics allows you to check energy savings with the aid of D QUICKSETPRO

LightSpot HD Dimming Sensors – flush-mounted

Operating voltage 230 V +/- 15 %, 50/60 Hz, recommended fuse protection 16 A, dimming

1–10 V analogue	Pure white	D LS3000ARF	00991523	
same, but with relay, digital DALI or DSI	Pure white	D LS3000DRF	00991563	

Technical data:

Technology: PIR

Coverage: 360° (diameter 10 m macro/7 m micro for an 2.5 m installation height)

Maximum installation height: 3,5 m

Power consumption: load ON 500 mW, load OFF 150 mW

Load: dimming: 15 ballasts DALI, DSI or 1–10V

Operating temperature: 0 °C–45 °C

Storage temperature: -20 °C–80 °C

Air humidity: 20 %–80 % non-condensing

Weight: 140 g

Installation opening: Ø 73 mm

Total dimensions: Ø 73 mm x 92,6 mm (visible part: H 17,6 mm, Ø 87 mm)

Material: Flame-retardant PC/ABS

IP protection class: IP4X

Conformity: EMC: 2014/30/EU, LVD: 2014/35/EC, RoHS: 2011/65/EU

The surface-mounted housing D SURFMT must also be ordered for surface-mounted installation (see page 239).



LightSpot HD Dimming Sensors – surface-mounted, for high installation heights

Operating voltage 230 V +/- 15 %, 50/60 Hz, recommended fuse protection 16 A, dimming

Mid-Bay Dimming Sensor, 1–10 V analogue	Pure white	D LS3000ARMBSM	00991593	
same, but with relay, digital DALI or DSI	Pure white	D LS3000DRMBSM	00991623	
Hi-Bay Dimming Sensor, 1–10 V analogue	Pure white	D LS3000ARHBSM	00991643	
same, but with relay, digital DALI or DSI	Pure white	D LS3000DRHBSM	00991663	

Technical data:

Technology: PIR

Coverage: D LS3000ARMBSM/D LS3000DRMBSM: 360° (diameter approx. 24 m for an 12 m installation height)

D LS3000ARHBSM/D LS3000DRHBSM: 360° (diameter approx. 31 m for an 16 m installation height)

Maximum installation height: D LS3000ARMBSM/D LS3000DRMBSM: 12 m

D LS3000ARHBSM/D LS3000DRHBSM: 16 m

Power consumption: load ON 500 mW, load OFF 150 mW

Load: switching: 10 A (max. switch-on current 80 A), dimming: 15 ballasts DALI, DSI or 1–10V

Operating temperature: 0 °C–45 °C

Storage temperature: -20 °C–80 °C

Air humidity: 20 %–80 % non-condensing

Weight: 140 g

Total dimensions: Ø 87 mm–93 mm, H 107,6 mm

Material: Flame-retardant PC/ABS

IP protection class: IP4X

Conformity: EMC: 2014/30/EU, LVD: 2014/35/EC, RoHS: 2011/65/EU



LIGHTSPOT HD QUICKLINK PIR SENSORS

Features

QuickLink is a unique solution with which you can very easily set up a small network of up to four presence detectors. However, each presence detector can also act independently as part of the network. BUS presence detectors are connected via just two low voltage connections QuickLink networks make the system more versatile, as the presence data and light levels are sent to all presence detectors. Areas of use are combinations of several areas such as corridors, adjacent offices, toilets and meeting corners so that the right light is always switched on in these areas.

- Presence data and light levels can be exchanged between the various sensors
- Allows up to three additional sensors via low voltage connections
- Detection range can be adjusted via tilting lenses
- Low standby current consumption
- QuickAnalytics allows you to check energy savings with the aid of D QUICKSETPRO
- Quick and easy commissioning thanks to wireless programming devices
- Simplified installation
- Flush-mounted and surface-mounted installation possible

LightSpot HD QuickLink Master Sensors with lens tilting – flush-mounted

Operating voltage 230 V +/- 15 %, 50/60 Hz, recommended fuse protection 16 A

Switching	Pure white	D LS3243RF	00991673		
same, but switching and dimming 1–10 V analogue	Pure white	D LS3043ARF	00991693		
digital DALI or DSI	Pure white	D LS3043DRF	00991723		

Technical data:

Technology: PIR
 Coverage: 360° (diameter 10 m macro/7 m micro for an 2.5 m installation height)
 Maximum installation height: 3.5 m
 Power consumption: load ON 150 mW, load OFF 150 mW
 Load: switching: 10 A (max. switch-on current 80 A), dimming: 15 ballasts DALI, DSI or 1–10 V
 Operating temperature: 0 °C–45 °C
 Storage temperature: -20 °C–80 °C
 Air humidity: 20 %–80 % non-condensing
 Weight: 140 g
 Installation opening: Ø 73 mm
 Total dimensions: Ø 73 mm x 92.6 mm (visible part: H 17.6 mm, Ø 87 mm)
 Material: Flame-retardant PC/ABS
 IP protection class: IP4X
 Conformity: EMC: 2014/30/EU, LVD: 2014/35/EC, RoHS: 2011/65/EU

The surface-mounted housing D SURFMT must also be ordered for surface-mounted installation (see page 239).



LightSpot HD QuickLink Master Sensors with lens tilting – surface-mounted, for high installation heights

Operating voltage 230 V +/- 15 %, 50/60 Hz, recommended fuse protection 16 A

Mid-Bay Dimming Sensor, switching	Pure white	D LS3243RMBSM	00991823		
same, but switching and digital dimming	Pure white	D LS3043DRMBSM	00991863		
Hi-Bay Dimming Sensor, switching	Pure white	D LS3243RHBSM	00991843		
same, but switching and digital dimming	Pure white	D LS3043DRHBSM	00991883		

Technical data:

Technology: PIR
 Coverage: D LS3243RMBSM/D LS3043DRMBSM: 360° (diameter approx. 24 m for an 12 m installation height)
 D LS3243RHBSM/D LS3043DRHBSM: 360° (diameter approx. 31 m for an 16 m installation height)
 Maximum installation height: D LS3243RMBSM/D LS3043DRMBSM: 12 m
 D LS3243RHBSM/ D LS3043DRHBSM: 16 m
 Power consumption: load ON 150 mW, load OFF 150 mW
 Load: switching: 10 A (max. switch-on current 80 A), dimming: 15 ballasts DALI or DSI
 Operating temperature: 0 °C–45 °C
 Storage temperature: -20 °C–80 °C
 Air humidity: 20 %–80 % non-condensing
 Weight: 140 g
 Total dimensions: Ø 87 mm–93 mm, H 107.6 mm
 Material: Flame-retardant PC/ABS
 IP protection class: IP4X
 Conformity: EMC: 2014/30/EU, LVD: 2014/35/EC, RoHS: 2011/65/EU



LightSpot HD QuickLink Bus Connection Sensor (slave) – flush-mounted

Operating voltage approx. 15 V low voltage from master sensor, power consumption max. 12 mA	Pure white	D LS3260F	00991743		
same, but with potential-free contact and lens tilting and low voltage switch inputs	Pure white	D LS3283RF	00991783		

Technical data:

Technology: PIR
 Coverage: 360° (diameter 10 m macro/7 m micro for an 2.5 m installation height)
 Maximum installation height: 3.5 m
 Power consumption: 160 mW
 Load: switching, D LS3283RF only: 10 A (max. switch-on current 80 A)
 Operating temperature: 0 °C–45 °C
 Storage temperature: -20 °C–80 °C
 Air humidity: 20 %–80 % non-condensing
 Weight: 140 g
 Installation opening: Ø 73 mm
 Total dimensions: Ø 73 mm x 92.6 mm (visible part: H 17.6 mm, Ø 87 mm)
 Material: Flame-retardant PC/ABS
 IP protection class: IP4X
 Conformity: EMC: 2014/30/EU, LVD: 2014/35/EC, RoHS: 2011/65/EU

The surface-mounted housing D SURFMT must also be ordered for surface-mounted installation (see page 239).



PLS – LightSpot HD

Article Description

Colour

Article no.

Order no.

LightSpot HD QuickLink Bus Connection Sensor (slave) with lens tilting – surface-mounted, for high installation heights

Operating voltage approx. 15 V low voltage from master sensor, power consumption max. 12 mA

Mid-Bay Sensor	Pure white	D LS3263MBSM	00992243		
Hi-Bay Sensor	Pure white	D LS3263HBSM	00992223		

Technical data:

Technology: PIR
 Coverage: D LS3263MBSM: 360° (diameter approx. 24 m for an 12 m installation height)
 D LS3263HBSM: 360° (diameter approx. 31 m for an 16 m installation height)
 Maximum installation height: D LS3263MBSM: 12 m
 D LS3263HBSM: 16 m
 Power consumption: 160 mW
 Operating temperature: 0 °C–45 °C
 Storage temperature: -20 °C–80 °C
 Air humidity: 20 %–80 % non-condensing
 Weight: 140 g
 Total dimensions: Ø 87 mm–93 mm, H 107.6 mm
 Material: Flame-retardant PC/ABS
 IP protection class: IP4X
 Conformity: EMC: 2014/30/EU, LVD: 2014/35/EC, RoHS: 2011/65/EU



LIGHTSPOT HD QUICKLINK LIGHT SENSORS

Features

A series of efficient light sensors that switch off the light with the aid of photocell technology and maintain light levels by way of both digital and analogue dimming.

- High-performance detection of natural and artificial light
- Intelligent control prevents annoying switching in the event of passing clouds, for example
- Light levels can be exchanged between the various sensors
- Quick and easy commissioning thanks to infrared programming devices
- Simplified installation
- Flush-mounted and surface-mounted installation possible

LightSpot HD Light Sensors Dimming QuickLink Master Sensor – flush-mounted

Operating voltage 230 V +/- 15 %, 50/60 Hz, recommended fuse protection 16 A, switching and dimming

1–10 V analogue	Pure white	D LS3340AF	00991963		
Digital DALI or DSI	Pure white	D LS3340DF	00991943		

Technical data:

Technology: Integrated digital brightness sensor
 Power consumption: load ON 500 mW, load OFF 150 mW
 Load: switching: 10 A (max. switch-on current 80 A), dimming: 15 ballasts DALI, DSI or 1–10 V
 Operating temperature: 0 °C–45 °C
 Storage temperature: -20 °C–80 °C
 Air humidity: 20 %–80 % non-condensing
 Weight: 140 g
 Installation opening: Ø 73 mm
 Total dimensions: Ø 73 mm x 81.4 mm (visible part: H 6.4 mm, Ø 87 mm)
 Material: Flame-retardant PC/ABS
 IP protection class: IP4X
 Conformity: EMC: 2014/30/EU, LVD: 2014/35/EC, RoHS: 2011/65/EU



LightSpot HD Light Sensors Dimming QuickLink Master Sensor – surface-mounted

Operating voltage 230 V +/- 15 %, 50/60 Hz, recommended fuse protection 16 A, switching and dimming

1–10 V analogue	Pure white	D LS3340ASM	00991973		
Digital DALI od DSI	Pure white	D LS3340DSM	00991953		

Technical data:

Technology: Integrated digital brightness sensor
 Power consumption: load ON 500 mW, load OFF 150 mW
 Load: switching: 10 A (max. switch-on current 80 A), dimming: 15 ballasts DALI, DSI or 1–10 V
 Operating temperature: 0 °C–45 °C
 Storage temperature: -20 °C–80 °C
 Air humidity: 20 %–80 % non-condensing
 Weight: 140 g
 Total dimensions: Ø 87 mm–93 mm, H 96.4 mm
 Material: Flame-retardant PC/ABS
 IP protection class: IP4X
 Conformity: EMC: 2014/30/EU, LVD: 2014/35/EC, RoHS: 2011/65/EU



LightSpot HD Light Sensors QuickLink Bus Connection Sensor (slave) – flush-mounted

Operating voltage approx. 15 V low voltage from master sensor, power consumption max. 12 mA




	Pure white	D LS3360F	00991983		
--	------------	-----------	----------	--	--

Technical data:

Technology: Integrated digital brightness sensor
 Power consumption: 160 mW
 Operating temperature: 0 °C–45 °C
 Storage temperature: -20 °C–80 °C
 Air humidity: 20 %–80 % non-condensing
 Weight: 140 g
 Installation opening: Ø 73 mm
 Total dimensions: Ø 73 mm x 81.4 mm (visible part: H 6.4 mm, Ø 87 mm)
 Material: Flame-retardant PC/ABS
 IP protection class: IP4X
 Conformity: EMC: 2014/30/EU, LVD: 2014/35/EC, RoHS: 2011/65/EU



PLS – LightSpot HD

Article Description	Colour	Article no.	Order no.				
LightSpot HD Light Sensors QuickLink Bus Connection Sensor (slave) – surface-mounted							
Operating voltage approx. 15 V low voltage from master sensor, power consumption max. 12 mA	Pure white	D LS3360SM	00991993				
Technical data: Technology: Integrated digital brightness sensor Power consumption: 160 mW Operating temperature: 0 °C–45 °C Storage temperature: -20 °C–80 °C Air humidity: 20 %–80 % non-condensing Weight: 140 g Total dimensions: Ø 87 mm–93 mm, H 96.4 mm Material: Flame-retardant PC/ABS IP protection class: IP4X Conformity: EMC: 2014/30/EU, LVD: 2014/35/EC, RoHS: 2011/65/EU							
LIGHTSPOT HD ACCESSORY							
Surface-mounted kit							
LightSpot HD assembly kit for surface-mounted installation, Ø 90 mm		D SURFMT	00992043				
Lockring							
LightSpot HD adapter for safe flush-mounted installation		D LOCKRING	00992063				
Package contents: 10 pcs.							



PLS – LightSpot

Article Description

Colour

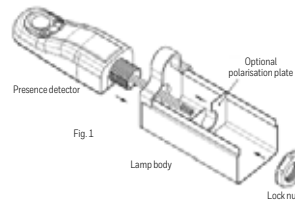
Article no.

Order no.

LIGHTSPOT PRESENCE DETECTORS FOR SURFACE-MOUNTED LIGHTS

Features

- Fit into a free cable entry (20 mm), protection class IP4X



LIGHTSPOT SURFACE-MOUNTED LIGHT PIR PRESENCE DETECTOR IP65

LightSpot surface-mounted lights – PIR Presence Detector with passive/active photocell and switch output

- (Light) surface-mounted version M20 x 1.5 mm
- Operating voltage: 230 V/50 Hz
- Switching capacity: 2 A, switching (max. 4 electronic ballasts)
- Coverage: 360° (diameter approx. 5.6 m for an 2.5 m installation height, diameter approx. 11.2 m for an 5 m installation height)
- Follow-up time: 10 seconds to 96 hours
- Dimensions: approx. 1.35 x 40 x 29 mm (visible dimension)
- Protection class IP65
- Weight: 120 g
- Manual operation with infrared remote control D HC5A
- Parameterization with D HP18/D QUICKSETPRO

White

D MSB1001PT

00990303



LightSpot surface-mounted lights – PIR Presence Detector IP65 with regulating photocell for ballasts DALI

- (Light) surface-mounted version M20 x 1,5 mm
- Operating voltage: 230 V/50 Hz
- Switching capacity: DALI (4 ballasts max.)
- Coverage: 360° (diameter approx. 5.6 m for an 2.5 m installation height, diameter approx. 11.2 m for an 5 m installation height)
- Follow-up time: 10 seconds to 96 hours
- Dimensions: approx. 1.35 x 40 x 29 mm (visible dimension)
- Protection class IP65
- Weight: 120 g
- Manual operation with infrared remote control D HC5A
- Parameterization with D HP18/D QUICKSETPRO

White

D MSB1001DALIT

00990813



LIGHTSPOT HIGH FREQUENCY PRESENCE DETECTOR WITH SWITCH OUTPUT FOR CONTROLLABLE BALLASTS

LightSpot Mid Range Series – High Frequency Presence Detector with photocell for ballasts DALI and switch output

- Operating voltage: 230 V/50 Hz
- Digital output: DALI (25 ballasts)
- Relay output: 10 A, switching, filament lamps: 1500 W max.
- Coverage: adjustable up to 20 m, hall up to 25 m
- Follow-up time: 10 seconds to 96 hours
- OneSwitch™ button input for brightness control
- Dimensions: Ø 74 x 95 mm
- Protection class IP4X
- Manual operation with infrared remote control D HC5A
- Parameterization with D QUICKSETPRO

(Partially) built-in version

White

D MR2500DALIFR4

00988943



Surface-mounted version

White

D MR2500DALIR4

00988953



Wall installation set

For surface-mounted versions of the high frequency presence detectors from the Mid Range Series

White

D WMK

00988323



Article Description

Colour

Article no.

Order no.

MLS DIGITAL PIR PRESENCE DETECTOR – (CEILING)BUILT-IN VERSION

MLS Digital PIR Presence Detector with regulating photocell

- Operating voltage: 230 V/50 Hz
- Coverage: 360° (diameter approx. 6 m for an 2.5 m installation height)
- Follow-up time: 10 seconds to 96 hours
- Dimensions: Ø 100 x 10 mm (visible height)
- Installation opening: Ø 89 mm
- Installation depth required: 62 mm
- Protection class IP3X
- Manual operation with infrared remote control D HC5A
- Parameterization with D QUICKSETPRO



For ballasts DALI • Switching capacity: DALI (25 ballasts) • OneSwitch™ button input for brightness control	White	D MLS2001DALIF	00988143		
same, but for analogue 1–10 V ballasts • Switching capacity: 1–10 V analogue (6 A; 25 ballasts max.) • OneSwitch™ button input for brightness control	White	D MLS2001AF	00988163		

MLS DIGITAL PIR PRESENCE DETECTOR – SURFACE-MOUNTED VERSION

MLS Digital PIR Presence Detector with regulating photocell

- Operating voltage: 230 V/50 Hz
- Coverage: 360° (diameter approx. 6 m for an 2.5 m installation height)
- Follow-up time: 10 seconds to 96 hours
- Dimensions: Ø 100 x 72 mm
- Protection class IP3X
- Manual operation with infrared remote control D HC5A
- Parameterization with D QUICKSETPRO



For ballasts DALI • Switching capacity: DALI (25 ballasts) • OneSwitch™ button input for brightness control	White	D MLS2001DALISM	00988173		
same, but for analogue 1–10 V ballasts • Switching capacity: 1–10 V analogue (6 A; 25 ballasts max.) • OneSwitch™ button input for brightness control	White	D MLS2001ASM	00988193		

MLS Digital – Hi-Bay PIR Presence Detector with regulating photocell

- Operating voltage: 230 V/50 Hz
- Coverage: 360° (diameter 16 m for an max. 16 m installation height, installation height = diameter)
- Follow-up time: 10 seconds to 96 hours
- OneSwitch™ button input for brightness control
- Dimensions: Ø 100 x 72 mm
- Protection class IP3X
- Manual operation with infrared remote control D HC5A
- Parameterization with D QUICKSETPRO



For ballasts DALI • Switching capacity: DALI (25 ballasts)	White	D MLS2001DALIHBSM	00989103		
same, but for analogue 1–10 V ballasts • Switching capacity: 1–10 V analogue (6 A; 25 ballasts max.)	White	D MLS2001AHBSM	00989123		

PIR cover plate

To restrict the coverages	White	D PIRLM	00990373		
---------------------------	-------	---------	----------	--	--



Not suitable for Hi-Bay variants!


Built-in assembly kit

For surface-mounted presence detectors, hole size: Ø 90 mm	White	D FR10	00988223		
--	-------	--------	----------	--	--



Surface-mounting installation kit

For built-in presence detector, external dimension: Ø 100 mm	White	D SB10	00988233		
--	-------	--------	----------	--	--



PLS – MLS Digital

Article Description

Colour

Article no.

Order no.

MLS DIGITAL HIGH FREQUENCY PRESENCE DETECTOR WITH SWITCH OUTPUT FOR CONTROLLABLE BALLASTS

MLS Digital Mid Range Series – High Frequency Presence Detector with photocell for ballasts DALI and switch output

- (Partially) built-in version
- Operating voltage: 230 V/50 Hz
- Digital output: DALI (25 ballasts)
- Relay output: 10 A, switching, filament lamps: 1500 W max.
- Coverage: adjustable up to 20 m, hall up to 25 m
- Follow-up time: 10 seconds to 96 hours
- Dimensions: Ø 74 x 95 mm
- Protection class IP4X
- Manual operation with infrared remote control D HC5A
- Parameterization with D QUICKSETPRO

White

D MLS2500DALIFR4

00988243



MLS Digital Mid Range Series – High Frequency Presence Detector with photocell for ballasts DALI and switch output

- Surface-mounted version
- Operating voltage: 230 V/50 Hz
- Digital output: DALI (25 ballasts)
- Relay output: 10 A, switching, filament lamps: 1500 W max.
- Coverage: adjustable up to 20 m, hall up to 25 m
- Follow-up time: 10 seconds to 96 hours
- Dimensions: Ø 74 x 95 mm
- Protection class IP4X
- Manual operation with infrared remote control D HC5A
- Parameterization with D QUICKSETPRO

White

D MLS2500DALIR4

00988263



Wall installation set

For surface-mounted versions of the high frequency presence detectors from the Mid Range Series

White

D WMK

00988323



Lighting scenarios operating unit

- 6 lighting scenarios programmable
- Input and output scene
- Control of light groups
- Digital output: DALI or DSI (25 ballasts)
- Operating voltage: 230 V/50 Hz
- Dimensions: 86 x 146 mm (incl. frame)
- Wall slush-mounted housing included

D MLS2000SSP

00988343



Cover plate for lighting scenarios operating unit (D MLS2000SSP)

- Dimensions: 86 x 146 mm

Stainless steel, brushed

D MSSPBSS

00988353



MLS Digital power supply lite

- Maximum 100 MLS Digital components per power supply
- 2 inputs for higher-order functions
- Operating voltage: 230 V/50 Hz
- Dimensions: 125 x 175 x 75 mm

D RB2000LT

00988423



Article Description

Article no.

Order no.

CONNECT DIGITAL LIGHTING CONTROL

CONNECT Digital – 4 channel DIN rail mounted lighting control



ir-programmer.com/cdbox

CONNECT Digital – 4 channel DIN rail mounted lighting control

- Ballasts DALI per channel max. 10
- Ballasts DALI per device max. 40
- Potential-free connection of up to 4 lights (light circuits)
- 5 presence detectors connectable (RJ45 connection for conventional patch cable)
- 5 switchable SELV inputs for control by means of buttons or switches
- Output for emergency lighting test
- Supply from two power supplies is possible
- Brightness control
- Standardised plug connector
- Parameterisation by D QUICKSETPRO programming device
- Operating voltage: 230 V~/50/60 Hz
- Load per lighting channel: max. 6 A
- Total load: max. 16 A
- Dimensions: 213 x 91 x 62 mm (12 module widths)



With 4 switch outputs and 4 DALI interfaces (parallel operation)	D CDH4U5-DALI	00990831		
same, but incl. MLS bus interface	D CDH4U5-BDALI	00990871		

CONNECT Digital – 8 channel DIN rail mounted lighting control

- Ballasts DALI per channel max. 10
- Ballasts DALI per device max. 40
- Connection of up to 8 lights (light circuits), one of which is potential-free
- Additional potential-free output 24 V AC/DC 1 A
- 5 presence detectors connectable (RJ45 connection for conventional patch cable)
- 10 switchable SELV inputs for control by means of buttons or switches
- Output for emergency lighting test
- Brightness control
- Standardised plug connector
- Parameterisation by D QUICKSETPRO programming device
- Operating voltage: 230 V~/50/60 Hz
- Load per lighting channel: max. 6 A
- Total load: max. 16 A
- Dimensions: 213 x 91 x 62 mm (12 module widths)



With 8 switch outputs and 8 DALI interfaces (parallel operation)	D CDH8U5-DALI	00991031		
same, but incl. MLS bus interface	D CDH8U5-BDALI	00991071		



PLS – CONNECT

Article Description

Colour

Article no.

Order no.

ACCESSORY FOR 4/8 CHANNEL DIN RAIL MOUNTED LIGHTING CONTROL

Extension plug-in card for 4/8 channel DIN rail mounted lighting control D CDHxxx

- For controlling digital DALI-/DSI ballasts
- DALI broadcast

D CDHDC

00990901



Extension plug-in card for 4/8 channel DIN rail mounted lighting control D CDHxxx

- For controlling analogue 1–10 V ballasts

D CDHAC

00990911



Plug for 4/8 channel DIN rail mounted lighting control D CDHxxx

- Dimmer output
- 2-pole plug
- Package contents: 2 pcs.

Blau

D CDHDOP

00990931



Plug for 4/8 channel DIN rail mounted lighting control D CDHxxx

- SELV switch input
- 3-pole plug
- Package contents: 2 pcs.

Green

D CDHIP

00990951



Plug for 8 channel DIN rail mounted lighting control D CDH8U5xx

- SELV switch input
- 10-pole plug

Green

D CDHHDIP

00991133



CONNECT DIGITAL BOX – CONNECTION DISTRIBUTORS

CONNECT Digital Box – connection distributors

- Connection up to 12 lights (light circuits)
- 5 presence detectors connectable (RJ45 connection for conventional patch cable)
- 5 switchable inputs for control by means of buttons or switches
- Emergency test possibil
- Brightness control
- Standardised plug connector
- Less installation complexity thanks to pre-assembled cables
- Parameterisation by D QUICKSETPRO programming device
- Operating voltage: 230 V~/50/60 Hz
- Load per lighting channel: max. 6 A
- Total load: max. 16 A
- Dimensions: 361 x 205 x 50 mm



For ballasts DALI

D CDW12U5-DALI

00989443



Article Description

Colour

Article no.

Order no.

ACCESSORY FOR CONNECTION DISTRIBUTORS

CONNECT light connecting leads with plug

- 6-pole, 3-core
- Core cross section 1.0 mm²
- Plug GST 18/6 with special box for locking on the CONNECT connection distributor

Length 3 m	D CPWL633	00989513		
Length 5 m	D CPWL635	00989523		



CONNECT light connecting leads with plug

- 6-pole, 5-core
- Core cross section 1.0 mm²
- Plug GST 18/6 with special box for locking on the CONNECT connection distributor

Length 3 m	D CPWL653	00989553		
Length 5 m	D CPWL655	00989563		



CONNECT light connecting leads with plug and additional core for emergency light function

- 6-pole, 4-core
- Core cross section 1.0 mm²
- Plug GST 18/6 with special box for locking on the CONNECT connection distributor

Length 3 m	D CPWL643	00989533		
Length 5 m	D CPWL645	00989543		



CONNECT light connecting leads with plug and additional core for emergency light function

- 6-pole, 6-core
- Core cross section 1.0 mm²
- Plug GST 18/6 with special box for locking on the CONNECT connection distributor

Length 3 m	D CPWL663	00989573		
Length 5 m	D CPWL665	00989593		



CONNECT light extension lead with plug/socket and additional core for emergency light function

- 6-pole, 6-core
- Core cross section 1.0 mm²
- Plug GST 18/6 with special box for locking on the CONNECT connection distributor

Length 3 m	D CPWL663MF	00989583		
------------	-------------	----------	--	--



MLS CONNECT Digital plug for replacement

Plug for higher-order switching input	Green	D CDWIP	00989483		
---------------------------------------	-------	---------	----------	--	--

Package contents: 5 pcs.



Plug for light connection, 6-pole

• GST 18/6 with special box for locking on the CONNECT connection distributor D CDW12U5	D CPWL6	00989503		
--	---------	----------	--	--



Special box for locking on the CONNECT connection distributor D CDW12U5

• For 6-pole plug GST 18/6	D CPWL6S	00989603		
----------------------------	----------	----------	--	--



PLS – CONNECT

Article Description

Colour



Article no.

Order no.

CONNECT DIGITAL PIR PRESENCE DETECTOR FOR CONNECT LIGHTING CONTROLS

MLS CONNECT Digital – PIR Presence Detector for connection to the CONNECT Digital DIN rail mounted lighting controls



- Operating voltage: 12 V DC, SELV
- Output: DALI broadcast/DSI/1–10 V or switching, parameterisable depending on fitting of the REG lighting controllers
- Technology: PIR
- Coverage: 360° (diameter 10 m macro/7 m micro for an 2.5 m installation height)
- Maximum installation height: 3.5 m
- Photocell: controllable
- 6 lighting scenarios programmable
- Weight: 106 g
- Material: Flame-retardant PC/ABS
- Protection class IP3X
- Connection: RJ45 connector for conventional patch cable
- Manual operation with infrared remote control D HC5A
- Parameterisation by D QUICKSETPRO programming device

(Ceiling)Built-in version • Installation opening: Ø 73 mm • Total dimensions: Ø 73 mm x 92.6 mm (visible part: H 17.6 mm, Ø 87 mm)	White	D MLS3000CDRF	00990633		
Surface-mounted version • Total dimensions: Ø 87 mm–93 mm, H 107.6 mm	White	D MLS3000CDRSM	00990643		

CONNECT DIGITAL MID RANGE HIGH FREQUENCY PRESENCE DETECTOR FOR CONNECT LIGHTING CONTROLS


MLS Digital Mid Range – High Frequency Presence Detector for connection to the CONNECT Digital DIN rail mounted lighting controls

- Operating voltage: SELV
- Output: DSI-/DALI broadcast, 1–10 V analog or switching, parameterisable depending on fitting of the REG lighting controllers D CDHxU5
- Coverage: adjustable up to 20 m, hall up to 25 m
- Follow-up time: 10 seconds to 96 hours
- Dimensions: Ø 74 x 95 mm
- Protection class IP4X
- Connection: RJ45 connector for conventional patch cable
- Manual operation with infrared remote control D HC5A
- Parameterisation by D QUICKSETPRO programming device

(Partially) flush-mounted version	White	D MLS2500CDRR4	00989853		
Surface-mounted version	White	D MLS2500CDRSMR4	00989883		

Wall installation set

For surface-mounted versions of the high frequency presence detectors from the Mid Range Series

	White	D WMK	00988323		
--	-------	-------	----------	--	---



Article Description

Article no.

Order no.

PLS PROGRAMMING DEVICE

QuickSet Pro

Digital bidirectional programming device for all PLS products

D QUICKSETPRO

00992033

Functions and advantages:

- Large, high-resolution display with backlighting – can be used even when lighting conditions are poor
- Automatic software update when a device is connected to your computer
- Data acquired and saved – save your settings permanently
- Advance commissioning ahead of the on-site appointment
- Fully downwards-compatible with all PEHA-PLS products
- Checking and verification of the energy savings with QuickAnalytics
- Long battery life, up to 160 hours in normal operation
- Integrated carrying strap prevents accidental damage



Software for updating the programming device and for creating project files in advance available at the following link:



lightingprogrammer.net/5bhr13gz

QuickSet

LightSpot HD infrared programming device

D QUICKSET

00992023

Functions and advantages:

- Four delay settings – 5, 10, 20 and 40 minutes
- Presence mode, on and off
- Activation/deactivation of the brightness sensor
- Walk test
- Brightness setpoint value adjusted using a suitable lux meter



Suitable for all LightSpot HD presence detectors and daylight sensors.

QuickControl

LightSpot HD infrared remote control

D QUICKCONTROL

00992013

Functions and advantages:

QuickControl is ideal for simple operation of the LightSpot HD in everyday use:

- Manual activation/deactivation
- Light level adjustment
- Six light scenes can be set and called up
- Wall bracket included



Suitable for all LightSpot HD presence detectors and daylight sensors.

Universal IR remote control

- 6 light scenes can be programmed and called up
- Supplied with wall bracket
- Working area: 2.5 m (up to 16 m in the case of Hi-Bay presence detectors)
- Battery: 3 V DC CR2032 Lithium Button Cell
- Dimensions: 135 mm x 44 mm x 6 mm (L x W x H)
- Weight: approx. 45 g

D HC5A

00989023



Suitable for all LightSpot and MLS presence detectors. **Not suitable for LightSpot HD presence detector!**

LightSpot manual programming unit

- User-friendly programming unit for adjusting some basic parameters for certain PEHA-PIR sensors, see note for detectors 'Parameterisation with D HP18'
- 18 buttons
- Adjustment of the light intensity, in conjunction with a lux meter, with the commands +/- /SET (UP/DOWN/SAVE), On/Off, Test (walk test) temporarily sets the follow-up time to 10 s
- Suitable for the following presence detectors:
 - D MSB1001DALIT
 - D MSB1001PT
- Battery: 3 V DC (1 x CR2032)
- Dimensions: 87 x 40 x 7 mm (L x B x H)
- Weight: approx. 20 g

D HP18

00988483






ENERGY METERS



Recording energy-related consumption values.

The new Honeywell PEHA energy meters are a central measuring instrument for energy-related consumption values. With these easy-to-install energy meters, you can record consumption values such as energy, current, voltage and output (active power and reactive power) and make them available via a communication interface.






Energy meters, single-phase 32 A, LCD, M-Bus, MID			
Energy meter with LC display and integrated M-Bus interface allow all relevant data such as energy (total and partial), current, voltage, active power and reactive power to be read out.	EEM230-D-M-MID		
<ul style="list-style-type: none"> 1-phase AC meter 230 V AC 50 Hz Direct measurement up to 32 A Display of active power, voltage and current M-Bus interface for polling the data Reactive power available via the interface Up to 250 energy meters can be connected to a M-Bus interface 7-digit LCD display Can be lead-sealed with a cap as an accessory Accuracy class B according to EN50470-3, 1 according to IEC62053-2.1 <p>Technical data: Accuracy class: 1 according to IEC62053-2.1, B according to EN50470-3 Power supply: 230 V AC, 50 Hz, tolerance -20%/+15 % Reference current/measuring current: I_{ref} = 5 A, I_{max} = 32 A Starting/minimum current: Actual = 20 mA, I_{min} = 0.25 A Power consumption: active 0.4 W per phase Counting range: 00 000.00...99 999.99 or 100 000.0...999 999.9 Display: LCD with backlighting, characters 5 mm high Pulses per kWh: LC display: 2000 pulses/kWh MID-certified</p>			
Energy meters, single-phase 32 A, LCD, Modbus RTU, MID			
Energy meters with LC display and integrated Modbus interface allow all relevant data such as energy (total and partial), current, voltage, active power and reactive power to be read out.	EEM230-D-MO-MID		
<ul style="list-style-type: none"> 1-phase AC meter 230 V AC 50 Hz Direct measurement up to 32 A Display of active power, voltage and current Modbus interface (RTU) for polling the data Reactive power and cos φ available via interface Up to 247 energy meters can be connected to a Modbus interface 7-digit display Can be lead-sealed with a cap as an accessory Accuracy class B according to EN50470-3, 1 according to IEC62053-2.1 <p>Technical data: Accuracy class: 1 according to IEC62053-2.1, B according to EN50470-3 Power supply: 230 V AC, 50 Hz, tolerance -20%/+15 % Reference current/measuring current: I_{ref} = 5 A, I_{max} = 32 A Starting/minimum current: Actual = 20 mA, I_{min} = 0.25 A Power consumption: active 0.4 W Counting range: 00 000.00...99 999.99 or 100 000.0...999 999.9 Pulses per kWh: LC display: 2000 pulses/kWh MID-certified</p>			
Energy meters, single-phase 32 A, LCD, pulse input, SO output, MID			
Energy meters with LC display and integrated SO interface. The SO interface (pronounced S-zero interface) is a hardware interface for transferring measured values in building automation.	EEM230-D-P-MID		
<ul style="list-style-type: none"> 1-phase AC meter 230 V AC 50 Hz Direct measurement up to 32 A Display of present output, voltage and current SO output 7-digit LC display with backlighting Can be lead-sealed with a cap as an accessory Accuracy class B according to EN50470-3, 1 according to IEC62053-2.1 <p>Technical data: Accuracy class: 1 (1 %) according to IEC62053-2.1, B according to EN50470-3 (devices according to MID directive) Power supply: 230 V AC, 50 Hz, tolerance -20%/+15 % Reference current/measuring current: I_{ref} = 5 A, I_{max} = 32 A Starting/minimum current: Actual = 20 mA, I_{min} = 0.25 A Power consumption: active 0.4 W Counting range: 00 000.00...99 999.99 or 100 000.0...999 999.9 Display: LC display with backlighting, characters 5 mm high SO output: Optoelectronic coupler max. 30 V/20 mA and min. 5 V, impedance 100 Ω, pulse width 30 ms Transfer distance: maximum 1000 m (at 30 V/20 mA) Pulses per kWh: LCD display: 2000 pulses/kWh, SO output: 1000 pulses/kWh MID-certified</p>			






Energy meters

Article Description

Articel-No./Order no.

Energy meters, three-phase for transformers 5 A, LCD, M-Bus, MID			
Energy meters with integrated M-Bus interface allow all relevant data such as energy, current, voltage and power (active and reactive power) to be read out.	EEM400C-D-M-MID		
<ul style="list-style-type: none"> • 3-phase energy meter, 3 x 230/400 V AC 50 Hz • Transformer measurement up to 1500 A • Display of energy, present output, voltage and current • Display of total active power • M-Bus interface for polling the data • Reactive power per phase or total, available via M-Bus interface • Up to 250 energy meters can be connected to a M-Bus interface • 7-digit display • Can be lead-sealed with a cap as an accessory • Accuracy class B according to EN50470-3, 1 according to IEC62053-21 <p>Technical data: Accuracy class: 1 according to IEC62053-21, B according to EN50470-3 Power supply: 3 x 230/400 V AC, 50 Hz, tolerance -20 %/+15 % Power consumption: Active 0.4 W per phase Counting range: 00' 000.00...99' 999.99 or 100' 000.0...999' 999.9 Display: LC display with backlighting, characters 6 mm high Display without mains voltage: Capacitor-supported LCD maximum 2x over 10 days MID-certified</p>			
Energy meters, three-phase for transformers 5 A, LCD, Modbus RTU, MID			
Energy meters with integrated Modbus interface allow all relevant data such as energy (total and partial), current and voltage to be directly read out per phase or as total output.	EEM400C-D-MO-MID		
<ul style="list-style-type: none"> • 3-phase energy meter, 3 x 230/400 V AC 50 Hz • Transformer measurement up to 1500 A • Display of active power, voltage and current per phase • Display of the active power for all phases • Modbus interface (RTU) for polling the data • Reactive power available per phase and/or total • Up to 247 meters can be connected • 7-digit display • Can be lead-sealed with a cap as an accessory • Accuracy class B according to EN50470-3, 1 according to IEC62053-21 <p>Technical data: Accuracy class: 1 according to IEC62053-21, B according to EN50470-3 Power supply: 3 x 230/400 V AC, 50 Hz, tolerance -20 %/+15 % Power consumption: Active 0.4 W per phase Counting range: 00' 000.00...99' 999.99 or 100' 000.0...999' 999.9 Display: LC display with backlighting, characters 6 mm high Display without mains voltage: Capacitor-supported LCD maximum 2x over 10 days MID-certified</p>			
Energy meters, three-phase for transformers 5 A, LCD, pulse output, MID			
Energy meters with LC display and integrated S0 interface. The S0 interface (pronounced S-zero interface) is a hardware interface for transferring measured values in building automation.	EEM400C-D-P-MID		
<ul style="list-style-type: none"> • 3-phase energy meter, 3 x 230/400 V AC 50 Hz • Transformer measurement up to 6000 A • Display of present output, voltage and current per phase • Display of the active power for all phases • S0 output • 7-digit display for 1 tariff • Can be lead-sealed with a cap as an accessory • Accuracy class B according to EN50470-3, 1 according to IEC62053-21 <p>Technical data: Accuracy class: 1 according to IEC62053-21, B according to EN50470-3 Power supply: 3 x 230/400 V AC, 50 Hz, tolerance -20 %/+15 % Power consumption: Active 0.4 W per phase Counting range: 00' 000.00...99' 999.99 or 100' 000.0...999' 999.9 Display: LC display with backlighting, characters 6 mm high Display without mains voltage: Capacitor-supported LCD maximum 2x over 10 days S0 output (interface): Optoelectronic coupler max. 30 V/20 mA and min. 5 V, impedance 100 Ω, pulse width 30 ms Transfer distance: maximum 1000 m (at 30 V/20 mA) MID-certified</p>			



Energy meters, three-phase 65 A, 2 tariffs, LCD, M-Bus, MID			
Energy meters with integrated M-Bus interface allow all relevant data such as energy, current, voltage and power (active and reactive power) to be read out.	EEM400-D-M-MID		
<ul style="list-style-type: none"> • 3-phase energy meter, 3 x 230/400 V AC 50 Hz • Direct measurement up to 65 A • Display of present output, voltage and current per phase • Display of the active power for all phases • M-Bus interface for polling the data • Up to 250 energy meters can be connected to a M-Bus interface • 7-digit display • Can be lead-sealed with a cap as an accessory • Accuracy class B according to EN50470-3, 1 according to IEC62053-21 <p>Technical data: Accuracy class: 1 according to IEC62053-21, B according to EN50470-3 Power supply: 3 x 230/400 V AC, 50 Hz, tolerance -20 %/+15 % Reference current/measuring current: Iref = 10 A, Imax = 65 A Starting/minimum current: Actual = 40 mA, Imin = 0.5 A Power consumption: Active 0.4 W per phase Counting range: 00'000.00...99'999.99 or 100'000.0...999'999.9 Display: LC display with backlighting, characters 6 mm high Display without mains voltage: Capacitor-supported LCD maximum 2x over 10 days SO output (interface): Optoelectronic coupler max. 30 V/20 mA and min. 5 V, impedance 100 Ω, pulse width 30 ms Transfer distance: maximum 1000 m (at 30 V/20 mA) Pulses per kWh: Standard version: LCD display: 100 pulses/kWh; MID-certified: LED display: 1000 pulses/kWh MID-certified</p>			
Energy meters, three-phase 65 A, 2 tariffs, LCD, Modbus RTU, MID			
Energy meters with LC display and integrated Modbus interface allow all relevant data such as energy (total and partial), current, voltage, active power and reactive power to be read out per phase or as total output.	EEM400-D-MO-MID		
<ul style="list-style-type: none"> • 3-phase energy meter, 3 x 230/400 V AC 50 Hz • Direct measurement up to 65 A • Display of present output, voltage and current per phase • Display of the active power for all phases • Modbus interface (RTU) for polling the data • Reactive power available per phase and/or total • Up to 247 meters can be connected to a Modbus interface • 7-digit LC display for 1 or 2 tariffs • Can be lead-sealed with a cap as an accessory • Accuracy class B according to EN50470-3, 1 according to IEC62053-21 <p>Technical data: Accuracy class: 1 according to IEC62053-21, B according to EN50470-3 Power supply: 3 x 230/400 V AC, 50 Hz, tolerance -20 %/+15 % Reference current/measuring current: Iref = 10 A, Imax = 65 A Starting/minimum current: Actual = 40 mA, Imin = 0.5 A Power consumption: active 0.4 W per phase Counting range: 00'000.00...99'999.99 or 100'000.0...999'999.9 Display: LC display with backlighting, characters 6 mm high Display without mains voltage: Capacitor-supported LCD maximum 2x over 10 days Pulses per kWh: LCD display: 100 pulses/kWh; LED display: 1000 pulses/kWh MID-certified</p>			
Energy meters, three-phase 65 A, 2 tariffs, LCD, pulse output, MID			
Energy meters with LC display and integrated SO interface. The SO interface (pronounced S-zero interface) is a hardware interface for transferring measured values in building automation.	EEM400-D-P-MID		
<ul style="list-style-type: none"> • 3-phase energy meter, 3 x 230/400 V AC 50 Hz • Direct measurement up to 65 A • Display of present output, voltage and current per phase • Display of the active power for all phases • SO output • 7-digit LC display for 1 or 2 tariffs • Can be lead-sealed with a cap as an accessory • Accuracy class B according to EN50470-3, 1 according to IEC62053-21 <p>Technical data: Accuracy class: 1 according to IEC62053-21, B according to EN50470-3 Power supply: 3 x 230/400 V AC, 50 Hz, tolerance -20 %/+15 % Reference current/measuring current: Iref = 10 A, Imax = 65 A Starting/minimum current: Actual = 40 mA, Imin = 0.5 A Power consumption: active 0.4 W per phase Counting range: 00'000.00...99'999.99 or 100'000.0...999'999.9 Display: LC display with backlighting, characters 6 mm high Display without mains voltage: Capacitor-supported LCD maximum 2x over 10 days SO output (interface): Optoelectronic coupler max. 30 V/20 mA and min. 5 V, impedance 100 Ω, pulse width 30 ms Transfer distance: maximum 1000 m (at 30 V/20 mA) Pulses per kWh: LCD display: 100 pulses/kWh; SO output: 1000 pulses/kWh MID-certified</p>			



Energy meters

Article Description

Articel-No./Order no.

Pulse Counter Module 4 SO-Pulse Inputs MODBUS

The SO Modbus coupler module is a device for recording SO pulses. This module enables consumption data of all measuring devices with a SO output to be made bus-capable and to be connected via Modbus and to all Modbus masters.

EEM-CONVERT



Technical data:

Rated voltage U_n : 230 V AC (-20/+15%)

Current consumption: < 12 mA

Power consumption: < 3 W

Operating display: Green LED (ON)

Comm. display: Red LED for bus activity

Operating temperature: -25 °C...+55 °C

Protection class according to DIN 40050: Box IP40, Klemmen IP20

Screw terminals: 0.5...2.5 mm²

Box dimension: W = 35, H = 85, D = 58 mm

Special characteristics: Supply electrically isolated



Successor items

Discontinued item		Successor items /alternative		1:1 re- placement	Technical enquiry
Articel no.	Order no.	Articel no.	Order no.		
B 80.6671 K SI GLK GRÜN	00484401	B 80.6671.02 K SI LED/4	00482241		
B 80.6671 K SI GLK ROT	00484441	B 80.6671.02 K SI LED/4	00482241		
B 80.6671 K SI NA GRÜN	00484341	B 80.6671.02 K SI NA	00484141		
B 80.6671 K SI NA ORANGE	00484361	B 80.6671.02 K SI NA	00484141		
B 80.6671 K SI NA ROT	00484381	B 80.6671.02 K SI NA	00484141		
B 80.6671 K SI ORANGE	00484301	B 80.6671.02 K SI	00484041		
B 80.6671 K SI ROT	00484321	B 80.6671.02 K SI	00484041		
B 80.6671 K WU SI GRÜN	00484461	B 80.6671.02 K WU SI	00484241		
B 80.6671 K WU SI ORANGE	00484481	B 80.6671.02 K WU SI	00484241		
B 80.6671 K WU SI GLK GRÜN	00484521	B 80.6671.02 K WU SI	00484241		
B 80.6671 K WU SI NA ORANGE	00484501	B 80.6671.02 K WU SI NA	00484561		
B 80.6671 K WU SI GLK ORANGE	00484541	B 80.6671.02 K WU SI	00484241		
D 1956 F+N O.A.	00979291	D 1956 NFN O.A.	00900491		
D 1956.19 NFN O.A.	00981191	D 1956.02 NFN O.A.	00981091		
D 20.450.02 FU-RTR	00313696	D 20.450.022 FU-RTR	00313706	x	
D 20.450.02 FU-RTR MS	00313996	D 20.450.022 FU-RTR MS	00313726	x	
D 20.450.70 FU-RTR	00313896	D 20.450.702 FU-RTR	00313716	x	
D 20.450.70 FU-RTR MS	00314296	D 20.450.702 FU-RTR MS	00313736	x	
D 20.486.022 FU MP3	00174233	D 20.486.022 MP3	00174133		
D 20.486.192 FU MP3	00174273	D 20.486.192 MP3	00174173		
D 20.486.702 FU MP3	00174253	D 20.486.702 MP3	00174153		
D 2721.21 E	00524311	D 2721.02 E	00524211		
D 450 FU-E MSA	00324853	D 451 FU-E MSA2	00324867	x	
D 450 SPV-2REG	00377957	D 942 SPV	00263017	x	
D 450.02 FU-RTR	00311696	D 20.450.022 FU-RTR	00313706	x	
D 450.02 FU-RTR MS	00311996	D 20.450.022 FU-RTR MS	00313726	x	
D 450.70 FU-RTR	00311896	D 20.450.702 FU-RTR	00313716	x	
D 450.70 FU-RTR MS	00312196	D 20.450.702 FU-RTR MS	00313736	x	
D 6981.69 AGU WE	00903294	K13315RED or K9764RED			Successor items/alternative is not compatible with the cast aluminium programme
D 6991.69 AGU WE	00903394	K9445RED or K9766RED			Successor items/alternative is not compatible with the cast aluminium programme
D 714.02	00641241	D 714.02 T	00603451		
D 714.70	00641311	D 714.70 T	00623441		
D 771.70 NA	00625011	D 771.02 NA	00600911		
D 95.477.19	00372533	-	-		
D 95.571.03.61	00788111	D 95.571.02.61	00798111		
D 95.572.03.61	00788211	D 95.572.02.61	00798211		
D 95.573.03.61	00788311	D 95.573.02.61	00798311		
D 95.574.03.61	00788411	D 95.574.02.61	00798411		
D 95.609.03 RTR	00926393	D 95.609.02 RTR	00926693		
D HC5	00988453	D HC5A	00989023	x	
D HC6	00988463	D HC5A	00989023	x	
D HP2000	00988443	D QUICKSETPRO	00992033	x	
D LS3000ARHBF	00991633	D LS3000ARHBSM	00991643	x	
D LS3000ARMBF	00991583	D LS3000ARMBSM	00991593	x	
D LS3000ARSM	00991533	D LS3000ARF	00991523	x	D SURFMT additionally required
D LS3000DHBFB	00992183	D LS3000DRHBSM	00991663	x	
D LS3000DMBF	00992163	D LS3000DRMBSM	00991623	x	
D LS3000DRHBF	00991653	D LS3000DRHBSM	00991663	x	
D LS3000DRMBF	00991613	D LS3000DRMBSM	00991623	x	
D LS3000DRSM	00991573	D LS3000DRF	00991563	x	D SURFMT additionally required
D LS3000DSM	00991553	D LS3000DRF	00991563	x	D SURFMT additionally required
D LS3043ARSM	00991713	D LS3043ARF	00991693	x	D SURFMT additionally required
D LS3043DRHBF	00991873	D LS3043DRHBSM	00991883	x	
D LS3043DRMBF	00991853	D LS3043DRMBSM	00991863	x	
D LS3043DRSM	00991733	D LS3043DRF	00991723	x	D SURFMT additionally required
D LS3100RHBFB	00992153	D LS3200RHBSM	00991513	x	
D LS3100RMBFB	00992113	D LS3200RMBSM	00991483	x	
D LS3100RSM	00991433	D LS3100RF	00991423	x	D SURFMT additionally required
D LS3200RHBFB	00991493	D LS3200RHBSM	00991513	x	
D LS3200RMBFB	00991473	D LS3200RMBSM	00991483	x	
D LS3200RSM	00991453	D LS3200RF	00991443	x	D SURFMT additionally required
D LS3243RHBFB	00991833	D LS3243RHBSM	00991843	x	
D LS3243RMBFB	00991813	D LS3243RMBSM	00991823	x	
D LS3243RSM	00991683	D LS3243RF	00991673	x	D SURFMT additionally required
D LS3260HBF	00991923	D LS3263HBSM	00992223	x	



Successor items

Discontinued item		Successor items /alternative		1:1 re- placement	Technical enquiry
Articel no.	Order no.	Articel no.	Order no.		
D LS3260HBSM	00881933	D LS3263HBSM	00992223	x	
D LS3260MBF	00991893	D LS3263MBSM	00992243	x	
D LS3260MBSM	00991913	D LS3263MBSM	00992243	x	
D LS3260SM	00991753	D LS3260F	00991743	x	D SURFMT additionally required
D LS3263HBF	00992213	D LS3263HBSM	00992223	x	
D LS3263MBF	00992233	D LS3263MBSM	00992243	x	
D LS3270F	00991763	D LS3283RF	00991783	x	D SURFMT additionally required
D LS3270SM	00991773	D LS3283RF	00991783	x	D SURFMT additionally required
D LS3283RSM	00991793	D LS3283RF	00991783	x	D SURFMT additionally required
D MLS2001CDR	00989753	D MLS3000CDRF	00990633	x	
D MLS2001CDRSM	00989763	D MLS3000CDRSM	00990643	x	
D MLS2001DALIHBF	00989093	D MLS2001DALIHBSM	00989103		+ D FR10
D MLS2001PF	00988103	D MLS2001AF	00988163	x	
D MLS2001PSM	00988113	D MLS2001ASM	00988193	x	
D MLS2021DALIF	00928453	D MLS2001DALIF	00988143		
D MLS2021DALISM	00928513	D MLS2001DALISM	00988173		
D MP2000UF	00990113	D LS3340AF	00991963	x	
D MS1200PF	00988733	D LS3200RF	00991443	x	
D MS1200PHBF	00990243	D LS3200RHBSM	00991513	x	
D MS1201PF	00988743	D LS3200RF	00991443	x	
D MS1201PHBF	00989213	D LS3200RHBSM	00991513	x	
D MS1201PHBSM	00989223	D LS3200RHBSM	00991513	x	
D MS1201PSM	00988763	D LS3200RF	00991443	x	D SURFMT additionally required
D MS2000DALIF	00988783	D LS3000DRF	00991563	x	
D MS2001AF	00988833	D LS3000ARF	00991523	x	
D MS2001AHBF	00989233	D LS3000ARHBSM	00991643	x	
D MS2001AHBSM	00989243	D LS3000ARHBSM	00991643	x	
D MS2001ASM	00988863	D LS3000ARF	00991523	x	D SURFMT additionally required
D MS2001DALIF	00988813	D LS3000DRF	00991563	x	
D MS2001DALIHBF	00989193	D LS3000DRHBSM	00991663	x	
D MS2001DALIHBSM	00989203	D LS3000DRHBSM	00991663	x	
D MS2001DALISM	00988843	D LS3000DRF	00991563	x	D SURFMT additionally required
D MSB1000DALIT	00989163	D MSB1001DALIT	00990813	x	
D MSB1000PT	00989143	D MSB1001PT	00990303	x	
D RB2000	00988413	D RB2000LT	00988423	x	
H 20.6511.02	00115621	D 20.6511.02	00115611		
H 20.6511.70	00155121	D 20.6511.70	00155111		
H 80.6511 W	00790821	D 80.6511 W	00790811		
H 80.6511.02	00792021	D 80.6511.02	00792011		



Number index by article no.

Article no.	Order no.	Page	Article no.	Order no.	Page
B 11.6571.02	00318441	65	B 655 WAB O. D.	00303241	194
B 11.6571.02 K	00318541	65	B 655.02 WAB GLK O. D.	00308641	190
B 11.6571.02 SI	00318451	65	B 655.02 WAB O. D.	00308541	190
B 11.6571.03	00321591	65	B 6571.02 ME LED/4 SI	00255841	148,167
B 11.6571.03 K	00321991	65	B 6571.02 ME SI	00258041	148,167
B 11.6571.03 SI	00321791	65	B 6571.33 ME LED/4 SI	00255941	148,167
B 11.6571.70	00321691	65	B 6571.33 ME SI	00252541	148,167
B 11.6571.70 K	00322061	65	B 6571.36 ME LED/4 SI	00253641	148,167
B 11.6571.70 SI	00321891	65	B 6571.36 ME SI	00252841	148,167
B 11.6671.02	00318561	65	B 6571.42 ME LED/4 SI	00256741	148,167
B 11.6671.02 K	00318581	65	B 6571.42 ME SI	00258541	148,167
B 11.6671.02 K SI	00318831	66	B 6671 ES SI	00908394	200
B 11.6671.02 SI	00318631	65	B 6671 ES SI WE	00908494	204
B 11.6671.03	00321351	65	B 6671 WAB SI	00305641	193
B 11.6671.03 K	00321371	65	B 6671 WAB SI O. D.	00305741	194
B 11.6671.03 K SI	00321411	66	B 6671.02 ME GLK SI	00255741	148,167
B 11.6671.03 SI	00321431	65	B 6671.02 ME SI	00280141	148,167
B 11.6671.70	00321451	65	B 6671.02 WAB SI O. D.	00304341	190
B 11.6671.70 K	00321471	65	B 6671.33 ME GLK SI	00257541	148,167
B 11.6671.70 K SI	00321511	66	B 6671.36 ME GLK SI	00274241	148,167
B 11.6671.70 SI	00321531	65	B 6671.36 ME SI	00273541	148,167
B 20.6571.02 SI	00119541	86	B 6671.42 ME GLK SI	00256541	148,167
B 20.6571.022 SI	00026041	101	B 6671.42 ME SI	00280541	148,167
B 20.6571.192 SI	00041041	101	B 6672 WAB SI	00295241	193
B 20.6571.21 SI	00121241	86	B 6683 WAB SI	00295341	193
B 20.6571.70 SI	00156041	86	B 80.6571 K WU SI W	00469341	197
B 20.6571.702 SI	00056041	101	B 80.6571 NA SI W	00465741	59
B 20.6671.02 SI	00112641	86	B 80.6571 NA SI W	00465741	152
B 20.6671.022 SI	00026141	101	B 80.6571 SI NA W	00465741	50
B 20.6671.192 SI	00041141	101	B 80.6571 SI W	00465641	50
B 20.6671.21 SI	00120641	86	B 80.6571.02 K WU SI	00469441	197
B 20.6671.70 SI	00151141	86	B 80.6571.02 NA SI	00465541	152
B 20.6671.702 SI	00056141	101	B 80.6571.02 SI	00465441	50
B 511	00192141	14	B 80.6571.02 SI NA	00465541	50
B 601 WAB DO	00576041	195	B 80.6571.33 LED/4 NA SI	00482441	156
B 601.02 WAB DO	00576441	190	B 80.6571.36 LED/4 NA SI	00467141	157
B 602/2 WAB DO	00576341	195	B 80.6571.42 LED/4 NA SI	00482541	155
B 602/2.02 WAB DO	00576641	191	B 80.6671 K LED/4 SI W	00471141	49
B 603 WAB DO	00576241	195	B 80.6671 K SI NA W	00469241	49
B 603.02 WAB DO	00576541	191	B 80.6671 K SI W	00469041	49
B 622 WAB O. D.	00300341	194	B 80.6671 K WU NA SI W	00465941	197
B 622.02 WAB O. D.	00309741	190	B 80.6671 K WU SI W	00469541	197
B 626 WAB O. D.	00300441	194	B 80.6671 NA SI GRÜN	00411041	155
B 626.02 WAB O. D.	00304441	190	B 80.6671 NA SI OR	00411241	156
B 6271.02 EMS SI	00414341	133	B 80.6671 NA SI ROT	00411141	157
B 6271.02 EMS SI WI	00414441	134	B 80.6671 NA SI W	00480941	49, 59, 152
B 6271.21 EMS SI	00512941	133	B 80.6671 SI GRÜN	00483041	155
B 6271.21 EMS SI WI	00513241	134	B 80.6671 SI NA LED/4 W	00469641	49
B 6271.33 EMS SI	00401441	133	B 80.6671 SI OR	00483141	156
B 6271.33 EMS SI WI	00402041	134	B 80.6671 SI ROT	00481041	157
B 6271.36 EMS SI	00401741	133	B 80.6671 SI W	00467841	49
B 6271.36 EMS SI WI	00402241	134	B 80.6671.02 K SI	00484041	49
B 6271.42 EMS SI	00401541	133	B 80.6671.02 K SI LED/4	00482241	49
B 6271.42 EMS SI WI	00402141	134	B 80.6671.02 K SI NA	00484141	49
B 6271.70 EMS SI	00516941	133	B 80.6671.02 K WU SI	00484241	197
B 6271.70 EMS SI WI	00517241	134	B 80.6671.02 K WU SI NA	00484561	197
B 6272.02 EMS SI	00414741	133	B 80.6671.02 NA SI	00489441	49, 59, 152
B 6272.02 EMS SI WI	00414841	134	B 80.6671.02 SI	00483941	49
B 6272.21 EMS SI	00513041	133	B 80.6671.02 SI LED/4	00482341	49
B 6272.21 EMS SI WI	00513341	134	B 80.6671.02 SI NA LED/4	00449761	49
B 6272.33 EMS SI	00406341	133	B 80.6671.03 SI LED/4	00483841	49
B 6272.33 EMS SI WI	00407041	134	B 80.6671.36 SI LED/4	00483241	157
B 6272.36 EMS SI	00518141	133	B 80.6671.36 SI NA LED/4	00483541	157
B 6272.36 EMS SI WI	00407441	134	B 80.6671.42 SI LED/4	00483341	155
B 6272.42 EMS SI	00406441	133	B 80.6671.42 SI NA LED/4	00483641	155
B 6272.42 EMS SI WI	00407341	134	B 95.6671.02 SI	00815341	75
B 6272.70 EMS SI	00517041	133	B 95.6671.03 SI	00824441	75
B 6272.70 EMS SI WI	00517341	134	B 95.6671.19 SI	00842441	75
B 6273.02 EMS SI	00415141	133	B 95.6671.70 SI	00361741	75
B 6273.02 EMS SI WI	00415241	134	B GL 6671	00575841	23
B 6273.21 EMS SI	00513141	133	B LED 6671/4	00578941	23
B 6273.21 EMS SI WI	00513541	134	D 10 SH	00198713	28
B 6273.33 EMS SI	00405141	133	D 11.1858.02 UAE-C6	00318651	67
B 6273.33 EMS SI WI	00405741	134	D 11.1858.03 UAE-C6	00321551	67
B 6273.36 EMS SI	00405341	133	D 11.1858.70 UAE-C6	00321631	67
B 6273.36 EMS SI WI	00405941	134	D 11.1858/8.02 UAE-C6	00318671	67
B 6273.42 EMS SI	00405241	133	D 11.1858/8.03 UAE-C6	00321571	67
B 6273.42 EMS SI WI	00405841	134	D 11.1858/8.70 UAE-C6	00321651	67
B 6273.70 EMS SI	00517141	133	D 11.450.02 FU-BLS	00322451	209
B 6273.70 EMS SI WI	00517441	134	D 11.450.02 FU-BLS JR	00322891	210
B 655 WAB LED/4 O. D.	00303341	194	D 11.450.02 FU-BLS N	00323461	209



Number index by article no.

Article no.	Order no.	Page	Article no.	Order no.	Page
D 11.455.02 FU-BLS	00322651	209	D 11.610.03 USB SPV	00322231	66
D 11.455.02 FU-BLS JR	00323161	210	D 11.610.70 J	00319931	63
D 11.455.02 FU-BLS N	00323761	210	D 11.610.70 MJ1 NA	00321951	67
D 11.477.02	00318383	67, 219	D 11.610.70 MJ2 NA	00321971	67
D 11.477.03	00316241	67, 219	D 11.610.70 S3	00320011	63
D 11.477.70	00316261	67, 219	D 11.610.70 TAE	00322151	66
D 11.515/671.02 GE30 LD	00076571	118	D 11.610.70 TV	00322171	66
D 11.515/671.02 RD30 LD	00076171	116	D 11.610.70 USB SPV	00322251	66
D 11.515/671.02 WN30 LD	00076371	117	D 11.610/2.02 KEY	00318421	171
D 11.516/6611/672.02 SI GE30 LD	00076591	119	D 11.620.02 HR	00320091	63
D 11.516/6611/672.02 SI RD30 LD	00076191	119	D 11.620.03 HR	00320161	63
D 11.516/6611/672.02 SI WN30 LD	00076391	119	D 11.640.02	00319131	63
D 11.516/671.02 GE30 LD	00076561	118	D 11.640.02 GLK	00319141	63
D 11.516/671.02 RD30 LD	00076161	116	D 11.640.02 NA	00319151	63
D 11.516/671.02 SW WN30 LD	00076981	117	D 11.640.03	00316651	63
D 11.516/671.02 WN30 LD	00076361	117	D 11.640.03 GLK	00316671	63
D 11.517/671.02 WN30 LD	00076861	117	D 11.640.03 NA	00316761	63
D 11.540.02	00318271	62	D 11.640.70	00316871	63
D 11.540.02 GLK	00318331	62	D 11.640.70 GLK	00316931	63
D 11.540.02 NA	00318281	62	D 11.640.70 NA	00316951	63
D 11.540.03	00319321	62	D 11.642.02	00319161	63
D 11.540.03 GLK	00321671	62	D 11.642.02 GLK	00319171	63
D 11.540.03 NA	00321731	62	D 11.642.02 NA	00319181	63
D 11.540.70	00316271	62	D 11.642.03	00316781	63
D 11.540.70 GLK	00321751	62	D 11.642.03 GLK	00316831	63
D 11.540.70 NA	00321771	62	D 11.642.03 NA	00316851	63
D 11.542.02	00318251	62	D 11.642.70	00316971	63
D 11.542.02 GLK	00318361	62	D 11.642.70 GLK	00317031	63
D 11.542.02 NA	00318261	62	D 11.642.70 NA	00317051	63
D 11.542.03	00316311	62	D 11.6511.02	00318351	64
D 11.542.03 GLK	00321831	62	D 11.6511.02 K	00319051	64
D 11.542.03 NA	00316351	62	D 11.6511.02 SI	00318521	64
D 11.542.70	00316331	62	D 11.6511.02 SI USB	00317991	18, 66
D 11.542.70 GLK	00321851	62	D 11.6511.03	00319361	64
D 11.542.70 NA	00316371	62	D 11.6511.03 K	00321321	64
D 11.544.02	00318321	63	D 11.6511.03 SI	00318391	64
D 11.544.03	00316411	63	D 11.6511.03 SI USB	00318091	18, 66
D 11.544.70	00316431	63	D 11.6511.70	00320081	64
D 11.545.02	00318311	63	D 11.6511.70 K	00321481	64
D 11.545.03	00319331	63	D 11.6511.70 SI	00319031	64
D 11.545.70	00316451	63	D 11.6511.70 SI USB	00318201	18, 66
D 11.550/671.02 GE30 LD	00076581	118	D 11.6512.02 SI	00318481	65
D 11.550/671.02 RD30 LD	00076181	116	D 11.6512.03 SI	00317251	65
D 11.550/671.02 WN30 LD	00076381	117	D 11.6512.70 SI	00317471	65
D 11.571.02	00318911	62	D 11.6611.02	00318341	64
D 11.571.03	00318921	62	D 11.6611.02 K	00319071	65
D 11.571.70	00316471	62	D 11.6611.02 SI	00318511	64
D 11.571/60.02	00318371	62	D 11.6611.03	00317271	64
D 11.571/60.03	00317131	62	D 11.6611.03 K	00317331	65
D 11.571/60.70	00317151	62	D 11.6611.03 SI	00317351	64
D 11.572.02	00318931	62	D 11.6611.70	00317511	64
D 11.572.03	00318941	62	D 11.6611.70 K	00318531	65
D 11.572.70	00316531	62	D 11.6611.70 SI	00317551	64
D 11.573.02	00318951	62	D 11.6611/671.02 SI GE30 LD	00076511	120
D 11.573.03	00318961	62	D 11.6611/671.02 SI RD30 LD	00076111	120
D 11.573.70	00316571	62	D 11.6611/671.02 SI WN30 LD	00076311	120
D 11.574.02	00318971	62	D 11.6612/672.02 SI GE30 LD	00076521	121
D 11.574.03	00318981	62	D 11.6612/672.02 SI RD30 LD	00076121	121
D 11.574.70	00316631	62	D 11.6612/672.02 SI WN30 LD	00076321	121
D 11.575.02	00319811	62	D 11.6612/673.02 SI GE30 LD	00076551	123
D 11.575.03	00319831	62	D 11.6612/673.02 SI RD30 LD	00076151	123
D 11.575.70	00319851	62	D 11.6612/673.02 SI WN30 LD	00076351	123
D 11.605.02 RTR	00316141	67	D 11.6613/673.02 SI GE30 LD	00076531	122
D 11.605.03 RTR	00316161	67	D 11.6613/673.02 SI RD30 LD	00076131	122
D 11.605.70 RTR	00316181	67	D 11.6613/673.02 SI WN30 LD	00076331	122
D 11.606.02 RTR	00316211	67	D 11.6614/674.02 SI GE30 LD	00076541	123
D 11.606.03 RTR	00316231	67	D 11.6614/674.02 SI RD30 LD	00076141	122
D 11.606.70 RTR	00316251	67	D 11.6614/674.02 SI WN30 LD	00076341	123
D 11.610.02 J	00319871	63	D 11.670.02 ZV	00318221	67
D 11.610.02 MJ1 NA	00318731	67	D 11.670.03 ZV	00317371	67
D 11.610.02 MJ2 NA	00318751	67	D 11.670.70 ZV	00317571	67
D 11.610.02 S3	00319951	63	D 11.810.02 HR	00318413	63
D 11.610.02 TAE	00318241	66	D 11.810.03 HR	00319353	63
D 11.610.02 TV	00318231	66	D 11.810.70 HR	00317633	63
D 11.610.02 USB SPV	00238973	66	D 1500/2	00398211	54
D 11.610.03 J	00319911	63	D 1500/2	00398211	187
D 11.610.03 MJ1 NA	00321871	67	D 1500/3	00398311	54
D 11.610.03 MJ2 NA	00321931	67	D 1500/3	00398311	187
D 11.610.03 S3	00319971	63	D 1500/4	00398411	54
D 11.610.03 TAE	00322131	66	D 1500/4	00398411	187
D 11.610.03 TV	00319341	66	D 1505/2	00397211	54



Number index by article no.

Article no.	Order no.	Page	Article no.	Order no.	Page
D 1505/2	00397211	187	D 20.450.022 FU-RTS	00313746	215
D 1505/4	00397411	54	D 20.450.192 FU-BLS	00045113	208
D 1505/4	00397411	187	D 20.450.192 FU-BLS HC	00381986	213
D 1602/2.02 USB SPV O.A.	00238953	19, 50, 66, 76, 87, 102, 171	D 20.450.192 FU-BLS JR	00045213	208
D 1728.02	00942591	149, 174	D 20.450.192 FU-BLS N	00045313	208
D 1728.02 AK	00942791	149, 174	D 20.450.21 FU-BLS	00384513	208
D 1730.02	00942891	149, 174	D 20.450.21 FU-BLS HC	00381946	213
D 1730/2.02 AK	00943391	149, 174	D 20.450.21 FU-BLS JR	00384813	208
D 1733/2.02	00943491	149, 174	D 20.450.21 FU-BLS N	00130213	208
D 1758/8.02 UAE	00601611	142	D 20.450.56	00130013	210
D 1758/8.19 UAE	00616611	142	D 20.450.70 FU-BLS	00384613	208
D 19.19 KEY-Z	00935191	172	D 20.450.70 FU-BLS HC	00381966	213
D 1921 E O.A.	00930091	17	D 20.450.70 FU-BLS JR	00384913	208
D 1921 G O.A.	00930191	17	D 20.450.70 FU-BLS N	00130313	208
D 1922 G O.A.	00930291	17	D 20.450.702 FU-BLS	00060113	208
D 1923 E O.A.	00931291	17	D 20.450.702 FU-BLS HC	00382046	213
D 1924 E O.A.	00930691	16	D 20.450.702 FU-BLS JR	00060213	208
D 1930/4.02 O.A.	00902591	19, 50, 66, 76, 87, 102	D 20.450.702 FU-BLS N	00060313	208
D 1930/4.21 O.A.	00902491	19, 50, 76, 87, 102	D 20.450.702 FU-RTR	00313716	215
D 1945	00965591	164	D 20.450.702 FU-RTR MS	00313736	215
D 1950 RJ45 C6	00935011	171	D 20.450.702 FU-RTR PT	00313776	216
D 1950 RJ45 C6A	00935051	172	D 20.450.702 FU-RTS	00313756	215
D 1950 RJ45 C6A WI	00935071	172	D 20.455.02 FU-BLS	00385713	208
D 1951.02 BNC	00935431	172	D 20.455.02 FU-BLS JR	00386013	208
D 1951.02 HDMI	00935151	172	D 20.455.02 FU-BLS N	00135113	208
D 1951.02 HDMI AK	00935531	172	D 20.455.022 FU-BLS	00030413	208
D 1951.02 PAL	00935331	172	D 20.455.022 FU-BLS JR	00030513	208
D 1951.02 RCA	00935211	172	D 20.455.022 FU-BLS N	00030613	208
D 1951.02 RCA AK	00935911	173	D 20.455.192 FU-BLS	00045413	208
D 1951.02 RJ45 C6	00935031	172	D 20.455.192 FU-BLS JR	00045513	208
D 1951.02 USB 2.0	00935131	172	D 20.455.192 FU-BLS N	00045613	208
D 1951.19 F	00935271	172	D 20.455.21 FU-BLS	00385813	208
D 1951.19 USB 2.0	00935111	172	D 20.455.21 FU-BLS JR	00386113	208
D 1951.19 USB 3.0	00935091	172	D 20.455.21 FU-BLS N	00135213	208
D 1951.19 USB 3.0 AK	00935871	173	D 20.455.70 FU-BLS	00385913	208
D 1954/4.69 UAE AGU WE	00975694	201, 204	D 20.455.70 FU-BLS JR	00386313	208
D 1956 NFN O.A.	00900491	17	D 20.455.70 FU-BLS N	00135313	208
D 1956.02 NFN O.A.	00981091	17	D 20.455.702 FU-BLS	00060413	208
D 1958 UAE O.A.	00932791	18	D 20.455.702 FU-BLS JR	00060513	208
D 1958 UAE-C6A O.A.	00927991	18	D 20.455.702 FU-BLS N	00060613	208
D 1958/6 KAE O.A.	00932891	18	D 20.470.02 WC SET	00953493	163
D 1958/8 UAE O.A.	00932991	18	D 20.470-2.02 DZE	00953593	164
D 1958/8 UAE-C6A O.A.	00928191	18	D 20.477.02	00372613	219
D 20.022 JR	00100511	103, 182	D 20.477.022	00030713	219
D 20.244.02 JR	00158811	84	D 20.477.192	00372633	219
D 20.244.02 T	00157111	84	D 20.477.702	00372653	219
D 20.244.022 JR	00025311	99	D 20.485.02 RADIO	00174713	33
D 20.244.022 T	00025411	99	D 20.485.64 RADIO	00174813	33
D 20.244.21 JR	00158911	84	D 20.485.70 RADIO	00174913	33
D 20.244.21 T	00157711	84	D 20.486.022 LS	00179931	33
D 20.244.70 JR	00159011	84	D 20.486.022 MP3	00174133	32
D 20.244.70 T	00157811	84	D 20.486.192 LS	00179871	33
D 20.245.02 T	00152211	84	D 20.486.192 MP3	00174173	32
D 20.245.022 T	00025511	99	D 20.486.702 MP3	00174153	32
D 20.245.21 T	00154111	84	D 20.490.02 LED/2	00119013	89
D 20.245.70 T	00154311	84	D 20.490.022 LED/2	00025613	104
D 20.410.02 R	00116413	85	D 20.490.70 LED/2	00156513	89
D 20.410.022 R	00029413	100	D 20.530.022	00022011	96
D 20.410.21 R	00117313	85	D 20.530.022 GLK	00022111	97
D 20.410.70 R	00120013	85	D 20.530.022 L	00022211	98
D 20.420.02	00119113	85, 219	D 20.530.192	00037011	96
D 20.420.022	00029513	99, 219	D 20.530.702	00052011	96
D 20.420.192	00044513	99, 219	D 20.532.022 GLK	00022611	97
D 20.420.21	00132413	85, 219	D 20.534.022	00022811	98
D 20.420.70	00158713	85, 219	D 20.534.192	00037811	98
D 20.425.02 JR	00132013	219	D 20.535.022	00022711	97
D 20.425.022 JR	00029713	219	D 20.535.192	00037711	97
D 20.425.192 JR	00044713	219	D 20.535.702	00052711	97
D 20.425.21 JR	00132113	219	D 20.540.02	00103811	83
D 20.425.70 JR	00132813	219	D 20.540.02 GLK	00104111	83
D 20.450.02 FU-BLS	00384413	208	D 20.540.02 GLK NA	00105011	84
D 20.450.02 FU-BLS HC	00381886	213	D 20.540.02 K	00104511	84
D 20.450.02 FU-BLS JR	00384713	208	D 20.540.02 L	00104411	83
D 20.450.02 FU-BLS N	00130113	208	D 20.540.02 NA	00104811	84
D 20.450.022 FU-BLS	00030113	208	D 20.540.02 T	00104611	84
D 20.450.022 FU-BLS HC	00381856	213	D 20.540.022	00023411	96
D 20.450.022 FU-BLS JR	00030213	208	D 20.540.022 GLK	00023511	97
D 20.450.022 FU-BLS N	00030313	208	D 20.540.022 K	00023811	98
D 20.450.022 FU-RTR	00313706	215	D 20.540.022 L	00023711	98
D 20.450.022 FU-RTR MS	00313726	215	D 20.540.022 NA	00024011	98
D 20.450.022 FU-RTR PT	00313766	216	D 20.540.022 T	00023911	98



Number index by article no.

Article no.	Order no.	Page	Article no.	Order no.	Page
D 20.540.192	00038411	96	D 20.574.137.02	00173811	82
D 20.540.21	00105211	83	D 20.574.144.70	00182411	82
D 20.540.21 GLK	00105611	83	D 20.574.51.70	00101611	82
D 20.540.70	00107011	83	D 20.574.52.02	00100311	82
D 20.540.70 GLK	00107411	83	D 20.574.52.46	00102111	82
D 20.540.70 T	00107811	84	D 20.574.53.70	00102911	82
D 20.540.702	00053411	96	D 20.574.57.21	00127011	82
D 20.540.702 T	00053911	98	D 20.574.64 T	00174411	83
D 20.542.02	00103911	83	D 20.574.70 T	00171911	83
D 20.542.02 GLK	00104311	83	D 20.575.02 T	00171511	83, 159
D 20.542.02 GLK NA	00108311	84	D 20.575.111.70	00181711	82
D 20.542.022	00024111	96	D 20.575.116.21	00175611	82
D 20.542.022 NA	00024411	98	D 20.575.125.21	00179611	82
D 20.542.192	00039111	96	D 20.575.137.02	00173911	82
D 20.542.192 GLK	00039211	97	D 20.575.144.70	00182511	82
D 20.542.21	00105311	83	D 20.575.51.70	00101711	82
D 20.542.70	00107211	83	D 20.575.52.02	00100411	82
D 20.542.702	00054111	96	D 20.575.52.46	00102311	82
D 20.542.702 GLK	00054211	97	D 20.575.53.70	00103011	82
D 20.544.02	00104711	84	D 20.575.57.21	00127511	82
D 20.544.022	00024511	98	D 20.575.64 T	00174511	83
D 20.544.192	00039511	98	D 20.575.70 T	00172111	83
D 20.544.21	00106611	84	D 20.600.02 EMS	00427211	89, 136, 171
D 20.544.70	00107911	84	D 20.600.022 EMS	00418111	104, 136, 171
D 20.544.702	00054511	98	D 20.605.02 RTR	00940993	89
D 20.545.02	00104011	83	D 20.605.022 RTR	00940093	105
D 20.545.022	00024611	97	D 20.605.192 RTR	00940493	105
D 20.545.192	00039611	97	D 20.605.21 RTR	00915393	89
D 20.545.21	00105411	83	D 20.605.70 RTR	00916693	89
D 20.545.70	00107311	83	D 20.605.702 RTR	00940793	105
D 20.545.702	00054611	97	D 20.606.02 RTR	00941193	89
D 20.550.02 Z WC	00953701	164	D 20.606.022 RTR	00940193	105
D 20.556.02 HC GLK	00119611	85	D 20.606.192 RTR	00940593	105
D 20.556.022 HC GLK	00027611	100	D 20.606.21 RTR	00915493	89
D 20.556.70 HC GLK	00159611	85	D 20.606.70 RTR	00916793	89
D 20.571.02 T	00171111	83, 159	D 20.607.02 FTR	00941293	89
D 20.571.111.70	00181311	82	D 20.607.022 FTR	00940293	105
D 20.571.116.21	00175111	82	D 20.607.192 FTR	00940693	105
D 20.571.125.21	00179211	82	D 20.607.21 FTR	00915593	89
D 20.571.137.02	00173511	82	D 20.607.70 FTR	00916893	89
D 20.571.144.70	00182111	82	D 20.607.702 FTR	00941093	105
D 20.571.150.21	00162111	82	D 20.610.02 AT	00113111	87
D 20.571.51.70	00101311	82	D 20.610.02 J	00113211	85
D 20.571.52.02	00100011	82	D 20.610.02 LU/2	00113311	88, 180
D 20.571.52.46	00101811	82	D 20.610.02 MJ1 NA	00113511	88, 180
D 20.571.53.70	00102411	82	D 20.610.02 MJ2 NA	00113611	88, 180
D 20.571.57.21	00123111	82	D 20.610.02 RDM	00112111	88, 180
D 20.571.64 T	00174111	83	D 20.610.02 S3	00113911	85
D 20.571.70 T	00171611	83	D 20.610.02 TAE	00114211	88
D 20.572.02 T	00171211	83, 159	D 20.610.02 TDO	00114511	87
D 20.572.111.70	00181411	82	D 20.610.02 TV	00114611	87
D 20.572.116.21	00175311	82	D 20.610.02 TV/4A	00114711	87
D 20.572.125.21	00179311	82	D 20.610.02 UAE/1 NA	00115011	88
D 20.572.137.02	00173611	82	D 20.610.02 UAE/2 NA	00115111	88
D 20.572.144.70	00182211	82	D 20.610.02 USB SPV	00239833	87
D 20.572.150.21	00162211	82	D 20.610.02 Z/120	00115311	85
D 20.572.51.70	00101411	82	D 20.610.02 Z/15	00115411	85
D 20.572.52.02	00100111	82	D 20.610.022 AT	00027711	102
D 20.572.52.46	00101911	82	D 20.610.022 B	00027811	102
D 20.572.53.70	00102711	82	D 20.610.022 J	00027911	99
D 20.572.57.21	00123911	82	D 20.610.022 MJ1 NA	00028111	103, 180
D 20.572.64 T	00174211	83	D 20.610.022 MJ2 NA	00028211	103, 180
D 20.572.70 T	00171711	83	D 20.610.022 S3	00028411	99
D 20.573.02 T	00171311	83, 159	D 20.610.022 TAE	00028611	103
D 20.573.111.70	00181511	82	D 20.610.022 TDO	00028711	102
D 20.573.116.21	00175411	82	D 20.610.022 TV	00028811	102
D 20.573.125.21	00179411	82	D 20.610.022 UAE/1 NA	00028911	103
D 20.573.137.02	00173711	82	D 20.610.022 UAE/2 NA	00029011	103
D 20.573.144.70	00182311	82	D 20.610.022 USB SPV	00239153	102
D 20.573.150.21	00162311	82	D 20.610.022 Z/120	00029111	99
D 20.573.51.70	00101511	82	D 20.610.022 Z/15	00029211	99
D 20.573.52.02	00100211	82	D 20.610.192 AT	00042711	102
D 20.573.52.46	00102011	82	D 20.610.192 MJ1 NA	00043111	103, 180
D 20.573.53.70	00102811	82	D 20.610.192 MJ2 NA	00043211	103, 180
D 20.573.57.21	00125311	82	D 20.610.192 TAE	00043611	103
D 20.573.64 T	00174311	83	D 20.610.192 TV	00043811	102
D 20.573.70 T	00171811	83	D 20.610.192 UAE/1 NA	00043911	103
D 20.574.02 T	00171411	83, 159	D 20.610.192 UAE/2 NA	00044011	103
D 20.574.111.70	00181611	82	D 20.610.192 USB SPV	00239233	102
D 20.574.116.21	00175511	82	D 20.610.21 AT	00120811	87
D 20.574.125.21	00179511	82	D 20.610.21 J	00121111	85



Number index by article no.

Article no.	Order no.	Page	Article no.	Order no.	Page
D 20.610.21 MJ1 NA	00121511	88,180	D 20.6511.70	00155111	86
D 20.610.21 MJ2 NA	00122411	88,180	D 20.6511.70 K	00155311	86
D 20.610.21 TAE	00125111	88	D 20.6511.70 NA	00155411	86
D 20.610.21 TDO	00125611	87	D 20.6511.70 OKS	00124811	86
D 20.610.21 TV	00125711	87	D 20.6511.702	00056311	101
D 20.610.21 TV/4A	00125811	87	D 20.6511.702 K	00056411	101
D 20.610.21 UAE/1 NA	00126411	88	D 20.6511.702 OKS	00036811	101
D 20.610.21 UAE/2 NA	00126511	88	D 20.6611.02 LED/4	00116011	86
D 20.610.21 USB SPV	00239133	87	D 20.6611.02 ÜS/25	00116613	162
D 20.610.312 B	00015711	102	D 20.6611.022 LED/4	00026611	101
D 20.610.70 AT	00152411	87	D 20.6611.022 ÜS/25	00026713	162
D 20.610.70 J	00152611	85	D 20.6611.192 LED/4	00041611	101
D 20.610.70 MJ1 NA	00152711	88,180	D 20.6611.192 ÜS/25	00041713	162
D 20.610.70 MJ2 NA	00152811	88,180	D 20.6611.21 LED/4	00127611	86
D 20.610.70 TAE	00153411	88	D 20.6611.33 NA ZSV LED/4	00171011	161
D 20.610.70 TDO	00153611	87	D 20.6611.33 ZSV LED/4	00170911	161
D 20.610.70 TV	00153711	87	D 20.6611.332 NA ZSV	00018311	161
D 20.610.70 UAE/1 NA	00154611	88	D 20.6611.332 NA ZSV LED/4	00018511	161
D 20.610.70 UAE/2 NA	00154711	88	D 20.6611.332 ZSV	00018211	161
D 20.610.70 USB SPV	00239073	87	D 20.6611.332 ZSV LED/4	00018411	161
D 20.610.702 AT	00057711	102	D 20.6611.36 ÜS/25	00128313	162
D 20.610.702 MJ2 NA	00058211	103	D 20.6611.362 ÜS/25	00016013	162
D 20.610.702 TV	00058811	102	D 20.6611.42 NA SV LED/4	00157011	161
D 20.610.702 UAE/1 NA	00058911	103	D 20.6611.422 NA SV	00017311	161
D 20.610.702 UAE/2 NA	00059011	103	D 20.6611.422 NA SV LED/4	00017511	161
D 20.610.702 USB SPV	00239173	102	D 20.6611.422 SV	00017211	161
D 20.610/2.02 KEY	00335751	171	D 20.6611.422 SV LED/4	00017411	161
D 20.610/2.022 KEY	00335831	103,171	D 20.6611.70 LED/4	00155211	86
D 20.610/2.70 KEY	00335811	171	D 20.6611.702 LED/4	00056611	101
D 20.610/2.702 KEY	00335871	103,171	D 20.6611.702 ÜS/25	00056713	162
D 20.634.022	00023311	98	D 20.6670.02 GB	00116211	86
D 20.634.192	00038311	98	D 20.6670/15.02 US	00117411	87
D 20.635.022	00023211	97	D 20.6670/15.19.70 US	00159911	87
D 20.635.192	00038211	97	D 20.6671.02 DK	00119711	87
D 20.635.702	00053211	97	D 20.6671.022 DK	00026911	102
D 20.640.02	00108411	83	D 20.670.02 ZV	00117211	88,181
D 20.640.022	00024711	97	D 20.670.022 ZV	00027211	103,181
D 20.640.192	00039711	97	D 20.670.21 ZV	00129511	88,181
D 20.640.702	00054711	97	D 20.670.70 ZV	00155811	88,181
D 20.642.02 GLK	00108611	83	D 20.671.022 T	00020111	95,159
D 20.642.022 GLK	00024911	97	D 20.671.022 T NA	00021111	95,160
D 20.642.21 GLK	00110011	83	D 20.671.192 T	00035111	95
D 20.642.70 GLK	00111711	83	D 20.671.200.192	00183691	93
D 20.644.02	00108711	84	D 20.671.200.702	00183591	93
D 20.644.022	00025111	98	D 20.671.201.022	00183791	93
D 20.644.192	00040111	98	D 20.671.201.702	00183891	93
D 20.645.02	00112511	83	D 20.671.202.192	00184091	93
D 20.645.022	00025211	97	D 20.671.202.702	00183991	93
D 20.645.192	00040211	97	D 20.671.203.022	00184191	93
D 20.645.21	00109411	83	D 20.671.203.702	00184291	93
D 20.645.702	00055211	97	D 20.671.220.022	00184391	94
D 20.6511.02	00115611	86	D 20.671.220.192	00184491	94
D 20.6511.02 K	00115711	86	D 20.671.220.702	00184591	94
D 20.6511.02 NA	00115811	86	D 20.671.221.192	00184691	94
D 20.6511.02 OKS	00106511	86	D 20.671.222.022	00184791	94
D 20.6511.022	00026311	101	D 20.671.222.192	00184891	94
D 20.6511.022 K	00026411	101	D 20.671.222.702	00184991	94
D 20.6511.022 LED/4	00032611	101	D 20.671.223.192	00185091	94
D 20.6511.022 LED/4 NA	00032711	101	D 20.671.240.192	00185191	95
D 20.6511.022 NA	00026511	101	D 20.671.241.022	00185291	95
D 20.6511.022 OKS	00027011	101	D 20.671.242.702	00185391	95
D 20.6511.192	00041311	101	D 20.671.243.022	00185491	95
D 20.6511.192 K	00041411	101	D 20.671.244.192	00185591	95
D 20.6511.192 OKS	00036911	101	D 20.671.702 T	00050111	95
D 20.6511.21	00127411	86	D 20.671/83.022 T	00048111	162
D 20.6511.21 K	00127711	86	D 20.672.022 B MP3	00179333	32
D 20.6511.21 OKS	00124711	86	D 20.672.022 T	00020211	95,159
D 20.6511.312	00018921	162	D 20.672.022 T NA	00021211	96,160
D 20.6511.33 LED/4 NA ZSV	00158211	161	D 20.672.022 W MP3	00179233	32
D 20.6511.33 LED/4 ZSV	00158111	161	D 20.672.192 B MP3	00179373	32
D 20.6511.332	00018821	161	D 20.672.192 T	00035211	95
D 20.6511.332 LED/4 NA	00018711	161	D 20.672.192 W MP3	00179273	32
D 20.6511.332 LED/4 NA ZSV	00018111	161	D 20.672.200.192	00185791	93
D 20.6511.332 LED/4 ZSV	00018011	161	D 20.672.200.702	00185691	93
D 20.6511.362	00019021	162	D 20.672.201.022	00185891	93
D 20.6511.42 LED/4 NA SV	00158011	160	D 20.672.201.702	00185991	93
D 20.6511.422	00017821	161	D 20.672.202.192	00186191	93
D 20.6511.422 LED/4	00017611	161	D 20.672.202.702	00186091	93
D 20.6511.422 LED/4 NA	00017711	161	D 20.672.203.022	00186291	93
D 20.6511.422 LED/4 NA SV	00017111	160	D 20.672.203.702	00186391	93
D 20.6511.422 LED/4 SV	00017011	160	D 20.672.220.022	00186491	94



Number index by article no.

Article no.	Order no.	Page	Article no.	Order no.	Page
D 20.672.220.192	00186591	94	D 20.675.202.702	00192491	93
D 20.672.220.702	00186691	94	D 20.675.203.022	00192791	93
D 20.672.221.192	00186791	94	D 20.675.203.702	00192891	93
D 20.672.222.022	00186891	94	D 20.675.220.022	00192991	94
D 20.672.222.192	00186991	94	D 20.675.220.192	00193091	94
D 20.672.222.702	00187091	94	D 20.675.220.702	00193191	94
D 20.672.223.192	00187191	94	D 20.675.221.192	00193291	94
D 20.672.240.192	00187291	95	D 20.675.222.022	00193391	94
D 20.672.241.022	00187391	95	D 20.675.222.192	00193491	94
D 20.672.242.702	00187491	95	D 20.675.222.702	00193591	94
D 20.672.243.022	00187591	95	D 20.675.223.192	00193691	94
D 20.672.244.192	00187691	95	D 20.675.240.192	00193791	95
D 20.672.702 B MP3	00179353	32	D 20.675.241.022	00193891	95
D 20.672.702 T	00050211	95	D 20.675.242.702	00193991	95
D 20.672.702 W MP3	00179253	32	D 20.675.243.022	00194091	95
D 20.672/83.022 T	00048211	162	D 20.675.244.192	00194191	95
D 20.673.022 B MP3	00179533	32	D 20.675.702 T	00050511	95
D 20.673.022 T	00020311	95, 159	D 20.677.02	00116911	89
D 20.673.022 T NA	00021521	96, 160	D 20.677.022	00027311	104
D 20.673.022 T RADIO	00021911	32	D 20.677.022-Z	00027511	103, 181
D 20.673.022 W MP3	00179433	32	D 20.677.02-Z	00116111	88, 181
D 20.673.192 B MP3	00179573	32	D 20.677.192	00042311	104
D 20.673.192 T	00035311	95	D 20.677.21	00129611	89
D 20.673.192 T RADIO	00040811	32	D 20.677.70	00155911	89
D 20.673.192 W MP3	00179473	32	D 20.677.702	00057311	104
D 20.673.200.192	00187891	93	D 20.682.022 T NA	00021011	96
D 20.673.200.702	00187791	93	D 20.682.022 T NA	00021011	160
D 20.673.201.022	00187991	93	D 20.682/45.022 NA	00074831	132
D 20.673.201.702	00188091	93	D 20.683.022 T NA	00021311	96, 160
D 20.673.202.192	00188291	93	D 20.683/45.022 NA	00074841	132
D 20.673.202.702	00188191	93	D 20.684.022 T NA	00019111	96, 160
D 20.673.203.022	00188391	93	D 20.685.022 T NA	00019211	96, 160
D 20.673.203.702	00188491	93	D 20.690.022 O.H.	00025711	104
D 20.673.220.022	00188591	94	D 20.691.022	00031031	64, 100
D 20.673.220.192	00188691	94	D 20.692.022	00031011	64, 100
D 20.673.220.702	00188791	94	D 20.810.02 HR	00117613	84
D 20.673.221.192	00188891	94	D 20.810.022 HR	00029913	99
D 20.673.222.022	00188991	94	D 20.810.192 HR	00044913	99
D 20.673.222.192	00189091	94	D 20.810.21 HR	00131513	84
D 20.673.222.702	00189191	94	D 20.810.70 HR	00157413	84
D 20.673.223.192	00189291	94	D 20.810.702 HR	00059913	99
D 20.673.240.192	00189391	95	D 214	00106411	15
D 20.673.241.022	00189491	95	D 2270 DO	00953094	203
D 20.673.242.702	00189591	95	D 2270/2 DO	00906994	203
D 20.673.243.022	00189691	95	D 2271 DO	00949694	203
D 20.673.244.192	00189791	95	D 2271/2 DO	00907194	203
D 20.673.702 B MP3	00179553	32	D 254 T	00109811	15
D 20.673.702 T	00050311	95	D 26.02	00585011	46, 64, 74, 100
D 20.673.702 T RADIO	00021711	32	D 26.03	00587611	46, 74
D 20.673.702 W MP3	00179453	32	D 26.19	00585511	74, 100
D 20.674.022 T	00020411	95, 159	D 2721.02 E	00524211	132
D 20.674.192 T	00035411	95	D 2721.70 E	00524411	132
D 20.674.200.192	00189991	93	D 2723.02 E	00524911	132
D 20.674.200.702	00189891	93	D 2723.21 E	00525011	132
D 20.674.201.022	00190091	93	D 2728.02 AK	00935591	137, 173
D 20.674.201.702	00190191	93	D 2730.02	00935631	137, 173
D 20.674.202.192	00190391	93	D 2730.02 S	00935711	137, 173
D 20.674.202.702	00190291	93	D 2731.02	00935751	137, 173
D 20.674.203.022	00190491	93	D 2758.02 UAE-C6	00572111	135, 182
D 20.674.203.702	00190591	93	D 2758.21 UAE-C6	00572211	135, 182
D 20.674.220.022	00190791	94	D 2758.70 UAE-C6	00572311	135, 182
D 20.674.220.192	00190891	94	D 2758.70 UAE-C6	00572311	183
D 20.674.220.702	00190991	94	D 29.02	00582611	64, 74, 100, 144
D 20.674.221.192	00191091	94	D 300.69 OBT AGU	00901294	200, 203
D 20.674.222.022	00191191	94	D 31	00587111	185
D 20.674.222.192	00191291	94	D 32	00587211	185
D 20.674.222.702	00191391	94	D 320.69 AGU MJ ATT C6	00910394	201, 204
D 20.674.223.192	00191491	94	D 320.69 OBT AGU	00904794	201, 204
D 20.674.240.192	00191591	95	D 320.69 OBT DO AGU	00904594	201
D 20.674.241.022	00191691	95	D 320.69 OBT LA AGU	00904694	201
D 20.674.242.702	00191791	95	D 324/6.69 T AGU WE	00906294	202, 205
D 20.674.243.022	00191891	95	D 326 ES	00900094	200
D 20.674.244.192	00191991	95	D 326 ES GLK	00900594	200
D 20.674.702 T	00050411	95	D 326 ES GLK WE	00900994	203
D 20.675.022 T	00020511	95, 159	D 326 ES WE	00900894	203
D 20.675.192 T	00035511	95	D 33	00587311	185
D 20.675.200.192	00192191	93	D 331-2.69 AGU WE	00905194	202, 205
D 20.675.200.702	00192091	93	D 333-4.69 AGU WE	00905294	202, 205
D 20.675.201.022	00192291	93	D 334.69 AGU WE	00905394	202, 205
D 20.675.201.702	00192391	93	D 336.69 AGU WE	00905494	202, 205
D 20.675.202.192	00192691	93	D 336.69 T AGU WE	00905594	202



Number index by article no.

Article no.	Order no.	Page	Article no.	Order no.	Page
D 336.69 T AGU WE	00905594	205	D 455.022 FU-BLS	00323713	211
D 356 ES	00900694	200	D 455.022 FU-BLS JR	00323813	211
D 356 ES GLK	00900794	200	D 455.022 FU-BLS N	00323913	211
D 356 ES WE	00901094	203	D 455.70 FU-BLS	00323213	211
D 370.17 AGU WU	00907894	205	D 455.70 FU-BLS JR	00323313	211
D 371.69 AGU WU	00906794	202	D 455.70 FU-BLS N	00322413	211
D 371.69 AGU WU/DSS	00907494	202	D 455/61.022 FU-BLS	00343896	212
D 372.69 AGU WU	00906894	203	D 455/61.022 FU-BLS JR	00343906	212
D 382.69 AGU WU	00909094	203	D 455/61.022 FU-BLS N	00343886	212
D 391.69 AGU WA	00906394	202	D 490/220	00582111	192
D 391.69 AGU WA/5	00906494	202	D 492 AB O.A.	00389013	28
D 391.69 AGU WA/6	00906594	202	D 492 AN O.A.	00370113	28
D 392.69 AGU WA	00906694	202	D 493 BM WAB	00978593	29
D 395 ES	00903994	201	D 493 O.A.	00370013	28
D 395.69 OBT AGU	00904194	202	D 496.02 BM WAB	00979393	29
D 395/2	00976094	205	D 496.23 BM WAB	00978793	29
D 397.69 AGU WA	00909194	202	D 496.70 BM WAB	00978893	29
D 405 R O.A.	00234413	39	D 512	00190211	14
D 409 SR	00919293	39	D 512 GLK	00191211	15
D 41	00585111	46	D 515	00190511	14
D 42	00585211	46	D 515 GL	00192511	14
D 43	00585311	46	D 515 T	00190811	15
D 430 POT O.A.	00210913	27	D 515/1	00190321	15
D 430 T-POT O.A.	00215013	27	D 516	00190611	14
D 431 DALI O.A.	00395561	26	D 516 GLK	00192611	15
D 431 HAN LED O.A.	00260623	26	D 516/4 GL	00191011	14
D 433 HAB O.A.	00210213	27	D 517	00190711	14
D 433 HAB-60 O.A.	00211113	27	D 550	00193111	15
D 434 O.A.	00208013	26	D 550 GLK	00193711	15
D 435 HAB O.A.	00217113	27	D 550/4	00193211	15
D 435 HAN O.A.	00209713	26	D 556	00193511	15, 153
D 436 O.A.	00209613	26	D 556 GLK	00193611	15
D 439 HAB O.A.	00279013	27	D 577	00194011	23, 129
D 44 AD	00230813	27	D 600 MJ1	00740011	19, 179
D 45 KF	00579513	212	D 600 MJ10	00742711	20, 179
D 450 ANT	00377816	220	D 600 MJ11	00743111	20, 179
D 450 ANT AX	00377806	219	D 600 MJ12	00743211	20, 179
D 450 FU FK	00367113	212	D 600 MJ13	00743461	20, 179
D 450 FU-HS 128	00364936	213	D 600 MJ2	00740111	19, 179
D 450 FU-HS 4	00364113	213	D 600 MJ3	00740211	19, 179
D 450 FU-SP 2	00364956	213	D 600 MJ4	00740711	19, 179
D 450.02 FU-BLS	00320213	211	D 600 MJ5	00741111	19, 179
D 450.02 FU-BLS JR	00320313	211	D 600 MJ7	00742111	20, 179
D 450.02 FU-BLS N	00320413	211	D 600 MJ8	00742211	20, 179
D 450.022 FU-BLS	00323413	211	D 600 MJ9	00742511	20, 179
D 450.022 FU-BLS JR	00323513	211	D 601/3 O.A.	00933193	16
D 450.022 FU-BLS N	00323613	211	D 601-10/3 O.A.	00931593	16
D 450.56	00324613	210	D 61	00308111	195
D 450.70 FU-BLS	00323013	211	D 610.02 KT-LEX EMS/22,5	00419411	135, 182
D 450.70 FU-BLS JR	00323113	211	D 610.02 LU/2 EMS/4,7	00415611	135, 183
D 450.70 FU-BLS N	00322113	211	D 610.02 MJ ATT EMS/C	00429011	135, 183
D 450/61.022 FU-BLS	00343876	212	D 610.02 MJ1 EMS/67,5	00423111	135, 183
D 450/61.022 FU-BLS JR	00343856	212	D 610.02 MJ12 EMS/67,5	00513631	171
D 450/61.022 FU-BLS N	00343866	212	D 610.02 MJ10 EMS/67,5	00424211	135, 183
D 451 FU E MSA3	00324886	218	D 610.02 MJ12 EMS/67,5	00401611	135, 183
D 451 FU-BEBI	00364376	223	D 610.02 MJ2 EMS/67,5	00423211	135, 183
D 451 FU-BEBIM	00366616	223	D 610.02 MJ3 EMS/67,5	00423311	135, 183
D 451 FU-BM	00317416	214	D 610.02 MJ4 EMS/67,5	00423411	135, 183
D 451 FU-BM DE	00317316	214	D 610.02 MJ5 EMS/67,5	00423511	135, 183
D 451 FU-DM UN 2REG	00377876	221	D 610.02 MJ7 EMS/67,5	00423711	135, 183
D 451 FU-E MSA2	00324867	218	D 610.21 MJ1/22,5 EMS	00513651	171
D 451 FU-E RTR O.T.	00312296	219	D 612/16	00103211	14
D 451 FU-EBI O.T.	00364316	222	D 612/16 GLK	00104211	15
D 451 FU-EBI PF O.T.	00364476	225	D 613	00112311	14
D 451 FU-EBI UP O.A.	00364516	224	D 616/2	00110211	14
D 451 FU-EBIM O.T.	00366536	222	D 616/4	00110411	15
D 451 FU-EBIM UP O.A.	00366656	224	D 616/5	00110521	14
D 4511 FU-EBIM ST	00364576	229	D 616/6	00110611	14
D 452 FU 2REG	00324873	221	D 619 T	00110911	15
D 452 FU-EBI JR O.T.	00364356	227	D 62	00308211	195
D 452 FU-EBI JR UP O.A.	00364536	228	D 62 Z	00415911	134
D 452 FU-EBI O.T.	00364336	226	D 620 LA WAB	00305411	194
D 452 FU-EBIM JR O.T.	00366576	227	D 620 MJ ATT/C WAB NA	00309511	194
D 452 FU-EBIM JR UP O.A.	00366676	228	D 6211.02 EMS SI	00414111	132
D 452 FU-EBIM O.T.	00366556	226	D 6211.02 EMS SI WI	00414211	133
D 454 FU-2REG	00377856	220	D 6211.21 EMS SI	00512111	132
D 454 FU-JR 2REG	00377937	221	D 6211.21 EMS SI WI	00512511	133
D 454 FU-SPV 4REG	00377836	220	D 6211.33 EMS SI	00517511	132
D 455.02 FU-BLS	00320513	211	D 6211.33 EMS SI WI	00400311	133
D 455.02 FU-BLS JR	00320613	211	D 6211.36 EMS SI	00517911	132
D 455.02 FU-BLS N	00320713	211	D 6211.36 EMS SI WI	00456211	133



Number index by article no.

Article no.	Order no.	Page	Article no.	Order no.	Page
D 6211.42 EMS SI	00518311	132	D 6511.42 ME SI	00264911	147,166
D 6211.42 EMS SI WI	00400411	133	D 6511.70 SI USB	00244161	18,76,102
D 6211.70 EMS SI	00516111	132	D 6513	00498811	48
D 6211.70 EMS SI WI	00516511	133	D 6513.02	00498211	48
D 6212.02 EMS SI	00414511	132	D 655 K	00584811	43,185
D 6212.02 EMS SI WI	00414611	133	D 655 L	00584711	43,185
D 6212.21 EMS SI	00512211	132	D 655 N	00584011	43,185
D 6212.21 EMS SI WI	00512611	133	D 655 ROT	00584311	43,185
D 6212.33 EMS SI	00402511	132	D 655 T	00584911	43,185
D 6212.33 EMS SI WI	00517611	133	D 655 WAB	00303111	191
D 6212.36 EMS SI	00402711	132	D 655 WAB GLK	00304111	191
D 6212.36 EMS SI WI	00456711	133	D 655.02 WAB	00463111	189
D 6212.42 EMS SI	00402611	132	D 655.02 WAB GLK	00464111	189
D 6212.42 EMS SI WI	00518511	133	D 655/4 WAB	00390511	191
D 6212.70 EMS SI	00516211	132	D 656 WAB	00303611	191
D 6212.70 EMS SI WI	00516611	133	D 6611.02 ME	00255011	146,165
D 6213.02 EMS SI	00414911	132	D 6611.02 ME GLK	00255211	146,165
D 6213.02 EMS SI WI	00415011	133	D 6611.02 ME GLK SI	00255311	146,165
D 6213.21 EMS SI	00512311	132	D 6611.02 ME LED/4 SI	00256151	146,165
D 6213.21 EMS SI WI	00512711	133	D 6611.02 ME SI	00255111	146,165
D 6213.33 EMS SI	00403511	132	D 6611.02 ME WI	00254211	146,165
D 6213.33 EMS SI WI	00517711	133	D 6611.31 ME GLK	00257821	147,166
D 6213.36 EMS SI	00403711	132	D 6611.31 ME SI	00259811	147,166
D 6213.36 EMS SI WI	00518011	133	D 6611.33 ME	00257011	147,166
D 6213.42 EMS SI	00518411	132	D 6611.33 ME GLK	00257211	147,166
D 6213.42 EMS SI WI	00518611	133	D 6611.33 ME GLK SI	00257311	147,166
D 6213.70 EMS SI	00516311	132	D 6611.33 ME SI	00257111	147,166
D 6213.70 EMS SI WI	00516711	133	D 6611.33 ME WI	00254311	147,166
D 622 WAB	00300211	191	D 6611.36 ME	00259011	146,165
D 622 WAB GLK	00301211	191	D 6611.36 ME LED/4 SI	00259311	146,165
D 622 WAB HN	00302211	191	D 6611.36 ME SI	00259111	146,165
D 622.02 WAB	00462211	189	D 6611.36 ME WI	00248911	146,165
D 622.02 WAB GLK	00463211	189	D 6611.42 ME	00256011	147,166
D 623 WAB	00390311	191	D 6611.42 ME GLK	00256211	147,166
D 624 T PSS O.A.	00933993	16	D 6611.42 ME GLK SI	00256311	147,166
D 624/2 PSS O.A.	00933793	16	D 6611.42 ME SI	00256111	147,166
D 624/2 T PSS O.A.	00934093	16	D 6611.42 ME WI	00254411	147,166
D 624/6 PSS O.A.	00933893	16	D 6620 WAB	00306111	192
D 625 T WAB	00390811	191	D 6620 WAB GLK NA GRÜN SV	00803311	168
D 625 WAB	00300511	191	D 6620 WAB GRÜN SV	00803011	168
D 625 WAB O. D.	00312711	194	D 6620 WAB LED/4 NA GRÜN SV	00808411	168
D 625.02 WAB	00462511	189	D 6620 WAB LED/4 NA OR ZSV	00809411	168
D 626 WAB	00300611	191	D 6620 WAB NA	00307011	192
D 626 WAB GL	00302111	191	D 6620 WAB NA GRÜN SV	00803111	168
D 626 WAB GLK	00301611	191	D 6620 WAB NA LED/4	00333911	192
D 626 WAB GLK O. D.	00312731	194	D 6620 WAB NA OR ZSV	00808111	168
D 626 WAB HN	00302011	191	D 6620 WAB NA OR ZSV LED/4	00808311	168
D 626 WAB NA	00302611	191	D 6620 WAB NA ROT EDV	00813111	168
D 626.02 WAB	00462611	189	D 6620 WAB NA ROT EDV LED/4	00813311	168
D 626.02 WAB GLK	00463611	189	D 6620 WAB NA VS	00306011	192
D 626/4 WAB	00390411	191	D 6620 WAB O. D.	00301811	194
D 626/6 WAB	00390611	191	D 6620 WAB SI	00306411	192
D 627 WAB	00300711	191	D 6620.02 WAB	00466111	189
D 6271.02 CH EMS SI	00937591	134	D 6620.02 WAB NA	00466611	190
D 629 T WAB	00390911	192	D 6620.02 WAB NA VS	00464011	190
D 629.02 T WAB	00462911	189	D 6620.02 WAB SI	00466811	189
D 63	00308311	195	D 6621 AGU WE BAJ	00957794	201,204
D 6303	00507011	187	D 6621 ES SI	00909394	200
D 6313	00508511	48	D 6621 ES SI WE	00909494	203
D 635 RTR O.A.	00971693	56, 67, 79, 89, 105	D 6621 WAB	00390711	192
D 636 RTR O.A.	00971893	56, 67, 79, 89, 105	D 6621 WAB NA	00311311	192
D 637 FTR O.A.	00980093	56, 79, 89, 105	D 6621.69 OBT AGU	00902894	200,204
D 65 L	00304711	195	D 6621.69 OBT ISO AGU	00907394	200,204
D 65 N	00304611	195	D 6621.69 OBT OK AGU	00902694	200,204
D 65 ROT	00304511	195	D 6621.69 OBT VS AGU	00907294	200,204
D 6511.02 ME	00264411	146,165	D 6622 WAB	00306511	193
D 6511.02 ME LED/4	00271611	146,165	D 6622 WAB O. D.	00312811	194
D 6511.02 ME LED/4 SI	00272311	146,165	D 6622.02 WAB	00466511	190
D 6511.02 ME SI	00264711	146,165	D 6632 WAB	00306211	193
D 6511.02 SI USB	00243941	18, 50, 76, 102	D 6632 WAB GRÜN SV	00803611	168
D 6511.03 SI USB	00244061	18, 50, 76, 102	D 6632 WAB NA	00305211	193
D 6511.31 ME LED/4 SI	00271111	147,166	D 6632 WAB NA GRÜN SV	00803711	168
D 6511.33 ME	00264511	147,166	D 6632 WAB NA LED/4	00333511	193
D 6511.33 ME LED/4	00270811	147,166	D 6632 WAB NA OR ZSV	00808711	168
D 6511.33 ME LED/4 SI	00270911	147,166	D 6632 WAB NA ROT EDV LED/4	00814311	168
D 6511.33 ME SI	00264811	147,166	D 6632 WAB O. D.	00312751	194
D 6511.36 ME LED/4	00271911	146,165	D 6632.02 WAB	00466211	190
D 6511.36 ME LED/4 SI	00272011	146,165	D 6632.02 WAB NA	00466711	190
D 6511.42 ME	00264611	147,166	D 6633 WAB	00306311	193
D 6511.42 ME LED/4	00269711	147,166	D 6633 WAB NA	00305311	193
D 6511.42 ME LED/4 SI	00269811	147,166	D 6633 WAB O. D.	00312771	195



Number index by article no.

Article no.	Order no.	Page	Article no.	Order no.	Page
D 6633.02 WAB	00466311	190	D 70 AR4	00610911	145
D 665/120 O.A.	00936593	16	D 70 AR5	00611411	145
D 665/15 O.A.	00936093	16	D 70 AR6	00611011	145
D 6650	00485111	186	D 70.02 NA	00629411	148,167
D 6652	00497111	186	D 70.33 NA	00629511	148,167
D 6652.02 SI BF	00494811	186	D 70.36 NA	00629611	148,167
D 6666 WAB	00307611	192	D 70.42 NA	00627311	148,167
D 6666.02 WAB	00467611	189	D 701 DO	00604911	144,145
D 6670.69 OBT AGU	00903194	201,204	D 701 DO DZ	00604611	144,145
D 6670/15 ES	00901994	201,204	D 701 DO F	00604411	144
D 6670/15 US WAB	00306811	193	D 701 TR	00611311	145,167
D 6670/15 US WAB NA	00307111	193	D 702 DO	00609911	144
D 6670/20 ES	00902394	201,204	D 702-2 DO	00609811	144
D 6670/20 US WAB	00306911	193	D 703 DO	00609711	144
D 6670/20 US WAB NA	00307211	193	D 71.02 ME	00603911	144
D 6672 DO	00476011	49	D 71.02 NA	00626711	145
D 6672/15 US WAB	00307811	193	D 71.19 ME	00618911	144
D 6672/20 US WAB	00307911	193	D 71.33 NA	00626811	145
D 6682/15 US WAB	00309011	193	D 71.36 NA	00632611	145
D 6682/20 US WAB	00309111	193	D 71.42 NA	00627211	145
D 6683/15 US WAB	00309411	193	D 710.02 MJ ATT/B	00615811	142,176
D 67	00308711	195	D 710.02 MJ ATT/C	00615911	143,176
D 6711.02	00602011	141	D 710.02 UAE/2	00624811	142
D 6711.02 K	00602111	141	D 710/2.02 KEY	00603011	143,171
D 6711.02 K SI	00612511	141	D 710/2.12 KEY	00603081	143,171
D 6711.02 NA WE S	00636911	145	D 710/2.19 KEY	00603041	143,171
D 6711.02 NA WI WE S	00636411	145	D 711.02	00600111	140
D 6711.02 SI	00602211	141	D 711.13	00610111	140
D 6711.02 WE S	00648711	145	D 711.19	00615111	140
D 6711.02 WI	00602311	141	D 711.60	00625111	140
D 6711.02 WI LED/4	00634111	141	D 711.70	00622411	140
D 6711.02 WI WE S	00642911	145	D 712.02	00600211	140
D 6711.12 NA WI WE S	00635411	145	D 712.02 GLK	00600311	140
D 6711.12 WI WE S	00635811	145	D 712.13	00610211	140
D 6711.13	00612011	141	D 712.19	00615211	140
D 6711.13 SI	00612211	141	D 712.19 GLK	00615311	140
D 6711.19	00617011	141	D 712.60	00625211	140
D 6711.19 K	00617111	141	D 712.70	00622511	140
D 6711.19 SI	00617211	141	D 712.70 GLK	00622611	140
D 6711.19 WI	00617311	141	D 714.02 T	00603451	141
D 6711.33 K	00632411	148,167	D 714.70 T	00623441	141
D 6711.33 NA WI WE S	00636611	145	D 715.02	00600511	140
D 6711.33 WI WE S	00642711	145	D 715.02 T	00600411	140
D 6711.42 K	00632311	148,167	D 715.19	00615511	140
D 6711.42 NA WI WE S	00636811	145	D 715.19 T	00615411	140
D 6711.42 WI WE S	00642811	145	D 715.70	00622811	140
D 6711.60 K	00627111	141	D 715.70 T	00622911	140
D 6711.70	00621011	141	D 716.02	00600611	140
D 6711.70 K	00621211	141	D 716.13	00610611	140
D 6711.70 SI	00621311	141	D 716.19	00615611	140
D 677.02 EMS	00416211	136	D 716.60	00625611	140
D 677.02 EMS/22.5	00416311	136	D 716.70	00623011	140
D 677.21 EMS	00511911	136	D 72.02	00583911	54,182
D 677.21 EMS/22.5	00512011	136	D 72.02 ME	00604811	144
D 677.70 EMS	00515911	136	D 72.19 ME	00619011	144
D 677.70 EMS/22.5	00516011	136	D 72.70 ME	00623411	144
D 6770/15.02 US	00602511	141	D 73/21.69 AGU WE	00903694	202
D 6770/15.19 US	00617511	141	D 73/43.69 AGU WE	00903894	202
D 6771.02 CH SI	00601811	142	D 750.02	00601111	140
D 6771.02 CH-S SI	00606311	142	D 750.19	00616111	140
D 6771.02 GB	00602411	142	D 750.60	00626111	140
D 6771.02 K CH-S SI	00608011	142	D 750.70	00623511	140
D 6771.02 K SI	00602711	141	D 752.02	00601211	140
D 6771.02 SI	00602811	141	D 752.19	00616211	140
D 6771.19 CH SI	00616811	142	D 752.70 GLK	00625811	140
D 6771.19 GB	00617411	142	D 77/1 CL	00635111	144
D 6771.19 K SI	00617711	141	D 77/2 CL	00635211	144
D 6771.19 SI	00617811	141	D 771.02	00603111	143,146,165
D 6771.70 GB	00621611	142	D 771.02 NA	00600911	143,146,165
D 6771.70 K SI	00622011	141	D 771.13	00613111	143
D 6771.70 SI	00622211	141	D 771.19	00618111	143
D 6771/16.02 CH-S	00612531	142	D 771.31	00676811	146,165
D 68	00308811	195	D 771.33	00677411	146,165
D 690/2 KLAR	00391211	54,104	D 771.33 NA	00677311	146,165
D 690/3 ROT	00391311	54,104	D 771.36	00677711	146,165
D 690/4 GRÜN	00391411	54,104	D 771.36 NA	00677911	146,165
D 695 WAB O.H.	00305011	192	D 771.42	00677111	146,165
D 695.02 WAB O.H.	00465011	189	D 771.42 NA	00677011	146,165
D 695/14 O.H.	00278111	187	D 771.60	00628111	143
D 695/14 WAB O.H.	00305111	192	D 771.70	00623711	143
D 695/14.02 WAB O.H.	00465111	189	D 772.02	00603211	143,146,165



Number index by article no.

Article no.	Order no.	Page	Article no.	Order no.	Page
D 772.13	00613211	143	D 80.571.02	00240111	42
D 772.19	00618211	143	D 80.571.03	00183111	42
D 772.31	00676911	146, 165	D 80.571.31	00553111	152
D 772.33	00677511	146, 165	D 80.571.33	00298111	152
D 772.36	00677811	146, 165	D 80.571.36	00270111	152
D 772.42	00677211	146, 165	D 80.571.42	00299111	152
D 772.60	00628211	143	D 80.572.02	00240211	42
D 772.70	00623811	143	D 80.572.03	00183211	42
D 773.02	00603311	143, 146, 165	D 80.572.31	00553211	152
D 773.13	00613311	143	D 80.572.33	00298211	152
D 773.19	00618311	143	D 80.572.36	00270211	152
D 773.60	00628311	143	D 80.572.42	00299211	152
D 773.70	00623911	143	D 80.573.02	00240311	42
D 777.02	00603811	143	D 80.573.03	00183311	42
D 777.13	00613811	143	D 80.573.31	00553311	152
D 777.19	00618811	143	D 80.573.33	00298311	152
D 777.70	00624011	143	D 80.573.36	00270311	152
D 781.02	00640111	143	D 80.573.42	00299311	152
D 782.02	00640211	143	D 80.574.02	00240411	42
D 791.02	00603511	144	D 80.574.03	00183411	42
D 791.02 F	00603611	144	D 80.575.02	00240511	42
D 791.13	00613511	144	D 80.575.03	00183511	42
D 791.13 F	00613611	144	D 80.600.02 EMS	00219811	54, 136, 171
D 791.19	00618511	144	D 80.605 RTR W	00971993	56
D 791.19 F	00618611	144	D 80.605.02 RTR	00972193	56
D 791.70	00624111	144	D 80.606 RTR W	00973493	56
D 791.70 F	00624211	144	D 80.606.02 RTR	00973693	56
D 792.02	00603711	144	D 80.607 FTR W	00980393	56
D 792.13	00613711	144	D 80.607.02 FTR	00980593	56
D 792.19	00618711	144	D 80.610 AMP W	00741811	53
D 792.70	00624311	144	D 80.610 AT W	00144811	51
D 80 KT-LU/2	00589311	52, 176	D 80.610 B GELB	00141711	50
D 80 KT-Z	00592911	52, 176	D 80.610 B W	00141811	50
D 80.240 T JR W	00178411	44	D 80.610 HR W	00150813	44
D 80.240.02 T JR	00189211	44	D 80.610 KT W	00149011	52, 175
D 80.244 JR W	00177611	44	D 80.610 KTU W	00148911	52, 175
D 80.244 T W	00177211	44	D 80.610 LU/2 W	00737711	53, 180
D 80.244.02 JR	00189311	44	D 80.610 MJ1 NAW	00752611	53, 180
D 80.244.02 T	00188511	44	D 80.610 MJ2 NAW	00749811	53, 180
D 80.245 T W	00177411	44	D 80.610 PA W	00142811	50
D 80.245.02 T	00188211	44	D 80.610 PSS W	00935993	54
D 80.410 R W	00129913	45	D 80.610 RDM W	00734411	52, 180
D 80.410.02 R	00131213	45	D 80.610 SC/2 W	00731811	52, 180
D 80.420 W	00149713	44, 219	D 80.610 TAE W	00510811	51, 59
D 80.420.02	00127213	44, 219	D 80.610 TDO W	00144211	50, 59
D 80.425 JR W	00149613	219	D 80.610 TV UB W	00702011	59
D 80.425 W	00149513	44	D 80.610 TV W	00143811	51
D 80.425.02	00128813	44	D 80.610 TV/4A W	00143511	51
D 80.425.02 JR	00128913	219	D 80.610 UAE/1-N W	00506211	51
D 80.450 FU-BLS JR W	00200113	209	D 80.610 UAE/2-N W	00506511	51
D 80.450 FU-BLS N W	00203913	209	D 80.610 USB SPV W	00238853	50
D 80.450 FU-BLS W	00188613	209	D 80.610 V HR	00151113	44
D 80.450.02 FU-BLS	00188713	209	D 80.610 ZJ W	00133811	45
D 80.450.02 FU-BLS JR	00200213	209	D 80.610.02 AMP	00742011	53
D 80.450.02 FU-BLS N	00204013	209	D 80.610.02 AT	00145111	51
D 80.455 FU-BLS JR W	00200313	209	D 80.610.02 B	00141511	50
D 80.455 FU-BLS N W	00204113	209	D 80.610.02 HR	00150313	44
D 80.455 FU-BLS W	00189613	209	D 80.610.02 KT	00148711	52, 175
D 80.455.02 FU-BLS	00189713	209	D 80.610.02 KTU	00148511	52, 175
D 80.455.02 FU-BLS JR	00200413	209	D 80.610.02 LU/2	00737811	53, 180
D 80.455.02 FU-BLS N	00204213	209	D 80.610.02 MJ1 NA	00753111	53, 180
D 80.477 W	00372313	219	D 80.610.02 MJ2 NA	00752411	53, 180
D 80.477.02	00372413	219	D 80.610.02 PA	00142511	50
D 80.515/671.02 GE30 LD	00076471	118	D 80.610.02 PSS	00934193	54
D 80.515/671.02 RD30 LD	00076071	116	D 80.610.02 RDM	00734511	52, 180
D 80.515/671.02 WN30 LD	00076271	117	D 80.610.02 SC/2	00731911	52, 180
D 80.516/6611/672.02 SI GE30 LD	00076491	119	D 80.610.02 TAE	00510311	51
D 80.516/6611/672.02 SI RD30 LD	00076091	119	D 80.610.02 TDO	00143411	50
D 80.516/6611/672.02 SI WN30 LD	00076291	119	D 80.610.02 TV	00142711	51
D 80.516/671.02 GE30 LD	00076461	118	D 80.610.02 TV UB	00706111	59
D 80.516/671.02 RD30 LD	00076061	116	D 80.610.02 TV/4A	00145611	51
D 80.516/671.02 SW WN30 LD	00077101	117	D 80.610.02 TV/4B	00146911	51
D 80.516/671.02 WN30 LD	00076261	117	D 80.610.02 UAE/1-N	00506411	51
D 80.517/671.02 WN30 LD	00077041	117	D 80.610.02 UAE/2-N	00506711	51
D 80.550/671.02 GE30 LD	00076481	118	D 80.610.02 USB SPV	00239033	50
D 80.550/671.02 RD30 LD	00076081	116	D 80.610.02 V HR	00167613	44
D 80.550/671.02 WN30 LD	00076281	117	D 80.610.02 ZJ	00133211	45
D 80.556 GLK/24 Z W	00193911	153	D 80.610/2 KEY W	00335731	171
D 80.556 HC GLK W	00194711	45	D 80.610/2.02 KEY	00335711	171
D 80.556.02 GLK/24 Z	00194611	153	D 80.620.02 HR	00172551	44
D 80.556.02 HC GLK	00194811	45	D 80.620.03 HR	00173661	44



Number index by article no.

Article no.	Order no.	Page	Article no.	Order no.	Page
D 80.640 K W	00176811	42	D 80.6511.02 SI EK6	00792221	154
D 80.640 N GLK W	00177111	42	D 80.6511.02 SI NA	00791311	46
D 80.640 NA W	00177911	43	D 80.6511.02 SI NA EK6	00792621	154
D 80.640 T W	00176911	42	D 80.6511.02 SI NA LED/4	00788821	47
D 80.640 UB GLK W	00701011	58	D 80.6511.02 UB	00706311	58,152
D 80.640 UB W	00700011	58	D 80.6511.02 UB SI	00706411	58
D 80.640 V N GLK W	00126011	57	D 80.6511.02 UB SI NA	00706511	58
D 80.640 V W	00125011	57	D 80.6511.02 V	00167411	58
D 80.640 W	00176011	42	D 80.6511.02 V SI	00167511	58
D 80.640 WU GLK W	00361011	196	D 80.6511.02 WI	00791511	46
D 80.640 WU NA W	00360611	196	D 80.6511.31	00783721	157
D 80.640 WU W	00360011	196	D 80.6511.31 LED/4	00784021	157
D 80.640.02	00187111	42	D 80.6511.31 LED/4 NA	00784121	157
D 80.640.02 K	00164811	42	D 80.6511.31 NA	00783821	157
D 80.640.02 N GLK	00166011	42	D 80.6511.31 SI NA	00567531	157
D 80.640.02 NA	00187311	43	D 80.6511.33 K LED/4 NA ZSV	00786111	155
D 80.640.02 T	00164911	42	D 80.6511.33 K WU LED/4 NA ZSV	00800811	169
D 80.640.02 UB	00707511	58	D 80.6511.33 LED/4 NA ZSV	00785911	155
D 80.640.02 UB GLK	00708511	58	D 80.6511.33 NA SI	00791371	156
D 80.640.02 V	00165111	57	D 80.6511.33 SI NA EK6 LED/4	00786621	154
D 80.640.02 V K	00169311	57	D 80.6511.36 K LED/4 NA	00786521	157
D 80.640.02 V N GLK	00165711	57	D 80.6511.36 LED/4 NA	00786321	157
D 80.640.02 VT	00169411	57	D 80.6511.36 NA SI	00791331	157
D 80.640.02 WU	00354111	196	D 80.6511.36 SI NA LED/4	00788871	157
D 80.640.02 WU GLK	00354811	196	D 80.6511.42 K LED/4	00785621	155
D 80.640.02 WU NA	00354311	196	D 80.6511.42 K LED/4 NA	00785721	155
D 80.642 N GLK W	00177311	42	D 80.6511.42 K LED/4 NA SV	00785311	154
D 80.642 UB W	00700211	58	D 80.6511.42 K WU LED/4 NA SV	00800711	169
D 80.642 V HN W	00126311	57	D 80.6511.42 LED/4	00785421	155
D 80.642 V W	00125211	57	D 80.6511.42 LED/4 NA	00785521	155
D 80.642 W	00176211	42	D 80.6511.42 LED/4 NA SV	00785111	154
D 80.642 WU GLK W	00361211	196	D 80.6511.42 LED/4 SV	00785011	154
D 80.642 WU W	00360211	196	D 80.6511.42 SI NA	00791351	155
D 80.642.02	00187611	42	D 80.6511.42 SI NA EK6 LED/4	00786661	154
D 80.642.02 N GLK	00166211	42	D 80.6511.42 SI NA LED/4	00788861	155
D 80.642.02 UB	00707611	58	D 80.6512 SI W	00491611	47
D 80.642.02 V	00165811	57	D 80.6512.02 SI	00491711	47
D 80.642.02 WU	00354911	196	D 80.6512/3 W	00495911	48
D 80.642.02 WU GLK	00355111	196	D 80.6512/3.02	00496111	48
D 80.644 W	00176411	43	D 80.6513 W	00496211	48
D 80.644.02	00187711	43	D 80.6513.02	00496311	48
D 80.644.02 V	00166711	57	D 80.6513.36	00489011	156
D 80.645 UB W	00700511	58	D 80.655 UB W	00700611	58
D 80.645 V W	00125511	57	D 80.655 W	00177811	42
D 80.645 W	00176511	42	D 80.655 WU W	00360711	196
D 80.645 WU W	00360511	196	D 80.655.02	00187911	42
D 80.645.02	00187811	42	D 80.655.02 WU	00355511	196
D 80.645.02 UB	00708411	58	D 80.6611 GLK NA ROT EDV	00810311	156
D 80.645.02 V	00167211	57	D 80.6611 GLK ROT EDV	00810211	156
D 80.645.02 WU	00355411	196	D 80.6611 GRÜN	00567011	155
D 80.6511 GRÜN	00795111	155	D 80.6611 GRÜN SV	00800011	154
D 80.6511 K NA W	00794011	46	D 80.6611 K GRÜN	00567221	155
D 80.6511 K ROT	00796511	156	D 80.6611 K GRÜN SV	00801011	154
D 80.6511 K SI W	00794211	46	D 80.6611 K LED/4 GRÜN SV	00801211	154
D 80.6511 K VS W	00794411	46	D 80.6611 K NA GRÜN SV	00801111	154
D 80.6511 K W	00792811	46	D 80.6611 K NA OR ZSV	00806111	156
D 80.6511 NA GRÜN	00795611	155	D 80.6611 K OR ZSV	00806011	156
D 80.6511 NA ROT	00795511	156	D 80.6611 K ROT	00555221	157
D 80.6511 NAW	00793811	46	D 80.6611 K SI GRÜN SV	00801411	154
D 80.6511 ROT	00795011	156	D 80.6611 K WU GRÜN SV	00802011	169
D 80.6511 ROT EDV	00795311	156	D 80.6611 K WU NA GRÜN SV	00802111	169
D 80.6511 SI GRÜN	00796121	155	D 80.6611 K WU NA W	00362811	197
D 80.6511 SI NA W	00791211	46	D 80.6611 K WU OR ZSV	00807011	169
D 80.6511 SI ROT	00796011	156	D 80.6611 K WU SI W	00361311	197
D 80.6511 SI W	00791811	46	D 80.6611 K WU VS W	00362911	197
D 80.6511 UB SI NA W	00704511	58	D 80.6611 K WU W	00362011	196
D 80.6511 UB SI W	00704411	58	D 80.6611 NA GRÜN	00567921	155
D 80.6511 UB W	00704311	58	D 80.6611 NA GRÜN SV	00800111	154
D 80.6511 V	00790011	58	D 80.6611 NA OR	00567421	156
D 80.6511 V SI	00791011	58	D 80.6611 NA OR ZSV	00805111	155
D 80.6511 W	00790811	46	D 80.6611 NA ROT	00551711	157
D 80.6511 WI W	00793711	46	D 80.6611 NA ROT EDV	00810111	156
D 80.6511.02	00792011	46	D 80.6611 ROT	00555011	157
D 80.6511.02 EK6	00790721	154	D 80.6611 ROT EDV	00810011	156
D 80.6511.02 K	00792511	46	D 80.6611 SI GRÜN	00567121	155
D 80.6511.02 K NA	00793011	46	D 80.6611 SI GRÜN SV	00800611	154
D 80.6511.02 K SI	00793311	46	D 80.6611 SI OR ZSV	00805611	155
D 80.6511.02 K VS	00793511	46	D 80.6611 SI W	00460811	46
D 80.6511.02 LED/4 NA	00452511	47	D 80.6611 UB SI NA GRÜN SV	00705011	154
D 80.6511.02 NA	00794611	46	D 80.6611 ÜS/25 ROT	00232413	162
D 80.6511.02 SI	00790511	46	D 80.6611 ÜS/25 W	00231713	162



Number index by article no.

Article no.	Order no.	Page	Article no.	Order no.	Page
D 80.6611 V GRÜN SV	00800911	154	D 80.671 OR	00197111	152
D 80.6611 W	00450811	46	D 80.671 ROT	00552111	152
D 80.6611.02 K NA LED/4	00452011	47	D 80.671 UB W	00703111	58
D 80.6611.02 K WU	00355611	196	D 80.671 W	00202111	42
D 80.6611.02 K WU LED/4	00356511	197	D 80.671 WU W	00362111	169,196
D 80.6611.02 K WU NA	00355711	197	D 80.671.02	00201811	42
D 80.6611.02 K WU NA LED/4	00357011	197	D 80.671.02 UB	00705711	58
D 80.6611.02 K WU SI	00356411	197	D 80.671.02 WU	00203611	169,196
D 80.6611.02 K WU VS	00355811	197	D 80.671/100 UB W	00703011	58,152
D 80.6611.02 LED/4	00452311	46	D 80.671/100 W	00702911	45
D 80.6611.02 NA LED/4	00452411	46	D 80.671/100.02	00707711	45
D 80.6611.02 ÜS/25	00233013	162	D 80.671/100.02 UB	00707811	58,152
D 80.6611.03 K LED/4	00447311	47	D 80.672 GRÜN	00564211	152
D 80.6611.03 K NA LED/4	00446811	47	D 80.672 OR	00197211	152
D 80.6611.03 K WU LED/4	00361711	197	D 80.672 ROT	00552211	152
D 80.6611.03 K WU LED/4 NA	00366711	197	D 80.672 UB W	00703211	58
D 80.6611.03 LED/4	00455711	46	D 80.672 W	00202211	42
D 80.6611.03 NA LED/4	00447811	46	D 80.672 WU W	00362211	169,196
D 80.6611.03 UB SI NA LED/4	00704711	59	D 80.672.02	00201711	42
D 80.6611.33 K NA ZSV LED/4	00806311	156	D 80.672.02 UB	00705811	58
D 80.6611.33 K WU NA ZSV LED/4	00807311	169	D 80.672.02 WU	00203711	169,196
D 80.6611.33 K ZSV LED/4	00806211	156	D 80.673 GELB	00554311	152
D 80.6611.33 NA ZSV LED/4	00805311	155	D 80.673 GRÜN	00564311	152
D 80.6611.33 ZSV LED/4	00805211	155	D 80.673 OR	00197311	152
D 80.6611.36 NA LED/4	00551811	157	D 80.673 ROT	00552311	152
D 80.6611.42 K NA LED/4	00568011	155	D 80.673 UB W	00703311	58
D 80.6611.42 K NA SV LED/4	00801311	154	D 80.673 W	00202311	42
D 80.6611.42 K WU NA SV LED/4	00802311	169	D 80.673 WU W	00362311	169,196
D 80.6611.42 LED/4	00567311	155	D 80.673.02	00201611	42
D 80.6611.42 NA LED/4	00568211	155	D 80.673.02 UB	00705911	58
D 80.6611.42 NA SV LED/4	00800311	154	D 80.673.02 WU	00203811	169,196
D 80.6611.42 SV LED/4	00800211	154	D 80.674 W	00202411	42
D 80.6611/4 W	00448811	47	D 80.674.02	00201011	42
D 80.6611/4.02	00452211	47	D 80.675 W	00202511	42
D 80.6611/671.02 SI GE30 LD	00076411	120	D 80.675.02	00200911	42
D 80.6611/671.02 SI RD30 LD	00076011	120	D 80.677 DIO W	00213811	51
D 80.6611/671.02 SI WN30 LD	00076211	120	D 80.677 W	00212811	54
D 80.6612 SI W	00493811	48	D 80.677.02	00213311	54
D 80.6612 W	00490811	48	D 80.677.02 DIO	00213211	51
D 80.6612.02	00491511	48	D 80.677.02-E	00266211	181
D 80.6612.02 SI	00494211	48	D 80.677.02-EE	00266311	181
D 80.6612/672.02 SI GE30 LD	00076421	121	D 80.677.02-H	00266811	181
D 80.6612/672.02 SI RD30 LD	00076021	121	D 80.677.02-S	00267811	181
D 80.6612/672.02 SI WN30 LD	00076221	121	D 80.677.02-SS	00267911	181
D 80.6612/673.02 SI GE30 LD	00076451	123	D 80.677.02-Z	00268411	52,181
D 80.6612/673.02 SI RD30 LD	00076051	123	D 80.677-EW	00513811	181
D 80.6612/673.02 SI WN30 LD	00076251	123	D 80.677-EE W	00526811	181
D 80.6613/673.02 SI GE30 LD	00076431	122	D 80.677-H W	00516811	181
D 80.6613/673.02 SI RD30 LD	00076031	122	D 80.677-S W	00525811	181
D 80.6613/673.02 SI WN30 LD	00076231	122	D 80.677-SS W	00512811	181
D 80.6614/674.02 SI GE30 LD	00076441	123	D 80.677-ZW	00529811	52,181
D 80.6614/674.02 SI RD30 LD	00076041	122	D 80.686 KLAR	00210011	45,153
D 80.6614/674.02 SI WN30 LD	00076241	123	D 80.686 W	00210811	45
D 80.6620 WU W	00369011	197	D 80.686.02	00167811	45
D 80.6620.02 WU	00357111	197	D 80.686.02 KLAR	00163911	45
D 80.6670 GB W	00471811	49	D 80.690 W O.H.	00119811	54
D 80.6670.02 GB	00471511	49	D 80.690.02 O.H.	00119311	54
D 80.6670/15 US K W	00478811	48	D 80.690/14 W O.H.	00123811	54
D 80.6670/15 US K WU W	00362611	197	D 80.691 F W	00207011	45,59
D 80.6670/15 US UB W	00478011	59	D 80.691 H W	00207411	45,182
D 80.6670/15 US W	00472811	48	D 80.691 H W	00207411	183
D 80.6670/15.02 US	00472011	48	D 80.691 ROT	00552611	153
D 80.6670/20 US K W	00479811	48	D 80.691 W	00207111	45
D 80.6670/20 US K WU W	00362711	197	D 80.691.02	00199511	45
D 80.6670/20 US W	00473811	48	D 80.691.02 H	00209011	45,182
D 80.6670/20.02 US	00472111	48	D 80.692 W	00207211	45
D 80.6670/20.02 US K	00472211	48	D 80.692.02	00199611	45
D 80.6671.02 CH SI	00481211	50	D 80.693 W	00207311	45
D 80.6672/15 US W	00476811	49	D 80.693.02	00199711	45
D 80.6672/20 US W	00477811	49	D 80.910.02 ZT	00150011	163
D 80.6672/20.02 US	00471911	49	D 80.910-1.02 AR	00140111	163
D 80.6686 W	00246611	48	D 80.910-1.02 RT/NSK	00140711	163
D 80.670 K WU	00360911	196	D 80.910-2.02 RT/AT	00138911	163
D 80.670 ZR W	00219311	53,181	D 800 SS	00925593	39
D 80.670 ZV W	00219411	53,181	D 81 KTU-D	00594511	176
D 80.670.02 K WU	00212411	196	D 81 KTU-DD	00594611	176
D 80.670.02 ZR	00218711	53,181	D 81 KTU-E	00593611	176
D 80.670.02 ZV	00219711	53,181	D 81 KTU-TT	00594811	176
D 80.670/55 W	00219511	53,182	D 81 KTU-Z	00593511	52,77,176
D 80.670/55.02	00219611	53,182	D 81.512 V K HN	00191711	57
D 80.671 GRÜN	00564111	152	D 81.516 V K HN	00191811	57



Number index by article no.

Article no.	Order no.	Page	Article no.	Order no.	Page
D 81.556 V K HERZ	00191911	153	D 95.571.02	00820111	70,158
D 81.556.02/ROT V K	00192011	57	D 95.571.02.60	00882111	70
D 81.640 NA	00182011	43,153	D 95.571.02.61	00798111	70
D 81.640.02	00184811	43	D 95.571.03	00829111	70
D 81.640.02 GLK	00215511	43	D 95.571.19	00846711	70
D 81.640.02 GLK NA	00204811	43,153	D 95.571.19.60	00804111	70
D 81.640.02 NA	00205911	43,153	D 95.571.19.61	00797111	70
D 81.640.03 GLK NA GRÜN	00182141	153	D 95.571.70	00315111	70
D 81.640.03 NA GRÜN	00182031	153	D 95.571.70.60	00773111	70
D 81.640.03 NA ROT	00182021	153	D 95.572.02	00820211	70,158
D 81.640.36 GLK NA	00182181	153	D 95.572.02.60	00882211	70
D 81.642 NA	00184311	43,153	D 95.572.02.61	00798211	70
D 81.642.02 NA	00206011	43,153	D 95.572.03	00829211	70
D 81.642.36 NA	00182121	153	D 95.572.19	00846811	70
D 81.644 NA W	00204711	44	D 95.572.19.60	00804211	70
D 81.644.02 NA	00205011	44	D 95.572.19.61	00797211	70
D 81.645.02 NA	00204911	43,153	D 95.572.70	00315211	70
D 814 JS	00925293	39	D 95.572.70.60	00773211	70
D 814 JS REINWEISS	00925893	39,45,73,85,100	D 95.573.02	00820311	70,158
D 814 JS SILBER	00925293	73,85,100	D 95.573.02.60	00882311	70
D 83 KT-DD	00598411	52,176	D 95.573.02.61	00798311	70
D 84 KT-MJ4	00593011	52,176	D 95.573.03	00829311	70
D 870 DAE WA	00945801	28	D 95.573.19	00846911	70
D 871 IR MP3	00226013	33	D 95.573.19.60	00804311	70
D 88 EW	00931991	17	D 95.573.19.61	00797311	70
D 91 VS	00589111	46,190,192,197	D 95.573.70	00315311	70
D 93 DR	00977594	205	D 95.573.70.60	00773311	70
D 93/16	00977194	205	D 95.574.02	00820411	70,158
D 94 WS/RS	00241717	38	D 95.574.02.60	00882411	70
D 940 JRM	00258917	37	D 95.574.02.61	00798411	70
D 940 RS	00241617	38	D 95.574.03	00829411	70
D 940 WS	00241417	37	D 95.574.19	00847011	70
D 940 WS-AE	00241517	37	D 95.574.19.60	00804411	70
D 940/24 EM RÜ	00285917	37	D 95.574.19.61	00797411	70
D 941 LUX	00257917	37	D 95.574.70	00315411	70
D 941 LUX-REG	00257617	37	D 95.574.70.60	00773411	70
D 942 SPV	00263017	220	D 95.575.02	00820511	70,158
D 95.02 JR	00581611	79,182	D 95.575.02.60	00882511	70
D 95.244.02 JR	00887011	72	D 95.575.02.61	00798511	70
D 95.244.02 T	00887111	72	D 95.575.03	00829511	70
D 95.244.70 JR	00317011	72	D 95.575.19	00847111	70
D 95.245.02 T	00887511	72	D 95.575.19.61	00797511	70
D 95.410.02 R	00827413	73	D 95.575.70	00315511	70
D 95.420.02	00802713	72,219	D 95.575.70.60	00773511	70
D 95.420.70	00313513	72,219	D 95.605.02 RTR	00972893	79
D 95.425.02 JR	00806913	219	D 95.605.03 RTR	00972793	79
D 95.425.70 JR	00314913	219	D 95.605.19 RTR	00973093	79
D 95.450.02 FU-BLS	00372713	210	D 95.605.70 RTR	00312893	79
D 95.450.02 FU-BLS JR	00372913	210	D 95.606.02 RTR	00974393	79
D 95.450.70 FU-BLS	00372813	210	D 95.606.03 RTR	00974293	79
D 95.450.70 FU-BLS JR	00373013	210	D 95.607.02 FTR	00976493	79
D 95.455.02 FU-BLS	00378813	210	D 95.607.03 FTR	00976393	79
D 95.455.02 FU-BLS JR	00379013	210	D 95.610.02 AT	00822811	77
D 95.455.70 FU-BLS	00378913	210	D 95.610.02 J	00816511	73
D 95.455.70 FU-BLS JR	00379113	210	D 95.610.02 KTU	00885711	77,175
D 95.540.02	00821611	70	D 95.610.02 LU/2	00804711	78,180
D 95.540.02 GLK	00821811	71	D 95.610.02 MJ1 NA	00801811	78,180
D 95.540.02 K	00822611	71	D 95.610.02 MJ2 NA	00802911	78,180
D 95.540.02 NA	00821711	72	D 95.610.02 PSS	00927593	79
D 95.540.02 T	00822711	71	D 95.610.02 RDM	00817911	78,180
D 95.540.03	00830611	70	D 95.610.02 S3	00815911	73
D 95.540.03 GLK	00830811	71	D 95.610.02 TAE NA	00815511	77
D 95.540.19	00848911	70	D 95.610.02 TDO NA	00816011	76,77
D 95.540.19 GLK	00849111	71	D 95.610.02 TV NA	00815611	76
D 95.540.70	00309811	70	D 95.610.02 TV/4A	00813211	76
D 95.540.70 GLK	00310011	71	D 95.610.02 TV/4B	00880811	76
D 95.540.70 K	00310211	71	D 95.610.02 UAE/1-N	00786811	77
D 95.542.02	00822011	70	D 95.610.02 UAE/2-N	00787511	77
D 95.542.02 GLK	00822211	71	D 95.610.02 USB SPV	00239813	76
D 95.542.03	00831011	70	D 95.610.02 Z/120	00816411	73
D 95.542.19	00849311	70	D 95.610.02 Z/15	00816311	73
D 95.542.70	00317711	70	D 95.610.03 J	00825611	73
D 95.544.02	00858111	72	D 95.610.03 KTU	00885811	77,175
D 95.544.19	00858311	72	D 95.610.03 MJ1 NA	00801911	78,180
D 95.544.70	00310611	72	D 95.610.03 MJ2 NA	00803411	78,180
D 95.545.02	00822411	71	D 95.610.03 TAE NA	00824611	77
D 95.545.03	00831411	71	D 95.610.03 TV NA	00824711	76
D 95.545.19	00849711	71	D 95.610.03 UAE/1-N	00786711	77
D 95.545.70	00309911	71	D 95.610.03 UAE/2-N	00787411	77
D 95.556.02 HC GLK	00194911	73	D 95.610.03 USB SPV	00239053	76
D 95.556.70 HC GLK	00194411	73	D 95.610.19 J	00843611	73



Number index by article no.

Article no.	Order no.	Page	Article no.	Order no.	Page
D 95.610.19 MJ1 NA	00802511	78, 180	D 95.6611.02 NA LED/4	00820911	75
D 95.610.19 MJ2 NA	00803811	78, 180	D 95.6611.02 ÜS/25	00807813	162
D 95.610.19 S3	00843011	73	D 95.6611.33 K NA ZSV LED/4	00891711	159
D 95.610.19 TAE NA	00842611	77	D 95.6611.33 NA ZSV LED/4	00891311	159
D 95.610.19 TV NA	00842711	76	D 95.6611.36 ÜS/25	00807913	162
D 95.610.19 UAE/1-N	00787011	77	D 95.6611.42	00812121	158
D 95.610.19 UAE/2-N	00787711	77	D 95.6611.42 K NA SV LED/4	00890911	158
D 95.610.19 USB SPV	00238873	76	D 95.6611.42 NA SV	00890311	158
D 95.610.70 AT	00313611	77	D 95.6611.42 NA SV LED/4	00890511	158
D 95.610.70 J	00311811	73	D 95.6611.42 SV LED/4	00890411	158
D 95.610.70 MJ1 NA	00318611	78, 180	D 95.6670/15.02 US	00808811	76
D 95.610.70 MJ2 NA	00318711	78, 180	D 95.6670/15/19.70 US	00801611	76
D 95.610.70 TAE NA	00315611	77	D 95.6670/20.02 US	00808911	76
D 95.610.70 TV NA	00313211	76	D 95.670.02 KH NA ZV	00819611	78, 182
D 95.610.70 UAE/1-N	00787311	77	D 95.670.02 ZR	00819411	78, 181
D 95.610.70 UAE/2-N	00788011	77	D 95.670.02 ZV	00819511	78, 181
D 95.610.70 USB SPV	00238933	76	D 95.670.03 ZV	00828611	78, 181
D 95.610/2.03 KEY	00335931	171	D 95.670.19 ZV	00847311	78, 181
D 95.610/2.19 KEY	00335951	171	D 95.670.70 ZV	00316611	78, 181
D 95.640.02	00823111	71	D 95.670/60.02	00827601	79
D 95.640.02 NA	00823211	72	D 95.670/60.19	00827631	79
D 95.640.03	00832011	71	D 95.670/60.70	00317211	79
D 95.640.19	00850911	71	D 95.677.02	00810511	79
D 95.640.70	00310711	71	D 95.677.02-H	00888011	77
D 95.642.02	00823311	71	D 95.677.02-Z	00817511	78
D 95.642.03	00832211	71	D 95.677.03	00810411	79
D 95.642.70	00310811	71	D 95.677.03-Z	00826611	78
D 95.644.02	00823811	72	D 95.677.19-Z	00844611	78
D 95.644.19	00851611	72	D 95.677.70	00316111	79
D 95.644.70	00311011	72	D 95.691.02	00815711	73
D 95.645.02	00823711	71	D 95.691.03	00831811	73
D 95.645.03	00832611	71	D 95.691.19	00842811	73
D 95.645.19	00851511	71	D 95.691.70	00306611	73
D 95.645.70	00310911	71	D 95.692.02	00815811	74
D 95.6511.02	00820011	74	D 95.692.03	00831911	74
D 95.6511.02 EK6	00817321	158	D 95.70 JR	00579411	79, 182
D 95.6511.02 K	00821111	75	D 95.810.02 HR	00816713	72
D 95.6511.02 K SI	00821211	75	D 95.810.03 HR	00825813	72
D 95.6511.02 NA	00820711	74	D 95.810.19 HR	00843813	72
D 95.6511.02 SI	00820611	74	D 95.810.70 HR	00311513	72
D 95.6511.02 SI NA	00818511	74	D 952 JRM	00299517	37
D 95.6511.02 WI	00821011	74	D CDH4U5-BDALI	00990871	243
D 95.6511.03	00829611	74	D CDH4U5-DALI	00990831	243
D 95.6511.03 EK6	00830421	158	D CDH8U5-BDALI	00991071	243
D 95.6511.03 K	00830111	75	D CDH8U5-DALI	00991031	243
D 95.6511.03 NA	00829711	74	D CDHAC	00990911	244
D 95.6511.03 SI	00824211	74	D CDHDC	00990901	244
D 95.6511.03 WI	00830011	74	D CDHDOP	00990931	244
D 95.6511.19	00847811	74	D CDHHDIP	00991133	244
D 95.6511.19 K	00848411	75	D CDHIP	00990951	244
D 95.6511.19 NA	00848011	74	D CDW12U5-DALI	00989443	244
D 95.6511.19 SI	00847911	74	D CDWIP	00989483	245
D 95.6511.31	00853621	159	D CPWL6	00989503	245
D 95.6511.31 NA	00853721	159	D CPWL633	00989513	245
D 95.6511.33 K LED/4 NA ZSV	00885511	158	D CPWL635	00989523	245
D 95.6511.33 LED/4 NA ZSV	00885311	158	D CPWL643	00989533	245
D 95.6511.36	00859611	159	D CPWL645	00989543	245
D 95.6511.36 K LED/4 NA	00886721	159	D CPWL653	00989553	245
D 95.6511.42 K LED/4	00887821	158	D CPWL655	00989563	245
D 95.6511.42 K LED/4 NA	00887921	158	D CPWL663	00989573	245
D 95.6511.42 K LED/4 NA SV	00885111	158	D CPWL663MF	00989583	245
D 95.6511.42 K LED/4 SV	00885011	158	D CPWL665	00989593	245
D 95.6511.42 LED/4 NA	00886921	158	D CPWL6S	00989603	245
D 95.6511.42 LED/4 NA SV	00884911	158	D FR10	00988223	241
D 95.6511.42 LED/4 SV	00884811	158	D GL 505	00575011	23
D 95.6511.70	00314011	74	D GL 613/230	00579011	23
D 95.6511.70 K	00314211	75	D GL 613/400	00581811	23
D 95.6511.70 K SI	00314811	75	D GL 6611	00580111	23
D 95.6511.70 NA	00314111	74	D GLÜ 505/12	00575111	23
D 95.6511.70 SI	00314311	74	D GLÜ 505/24	00575211	23
D 95.6511.70 SI NA	00314611	74	D HC5A	00989023	247
D 95.6512/3.02	00819811	75	D HP18	00988483	247
D 95.6512/3.02 NA	00797711	75	D LED 300/230 GRÜN	00960094	205
D 95.6512/3.36	00898311	75, 159	D LED 300/24 ROT	00960194	205
D 95.6512/3.36 NA	00797811	75, 159	D LED 505/12	00575311	23
D 95.6512/3.70 NA	00798711	75	D LED 505/230 GRÜN	00574811	23
D 95.6513.02	00819711	75	D LED 505/230 W	00574851	23
D 95.6513.02 NA	00798011	75	D LED 505/24	00575411	23
D 95.6513.36 NA	00798611	75, 159	D LED 6000/4	00596201	23
D 95.6611.02 K LED/4	00821411	75	D LED 6511/4	00580611	23
D 95.6611.02 K NA LED/4	00821511	75	D LED 6611/4	00580661	23



Number index by article no.

Article no.	Order no.	Page	Article no.	Order no.	Page
D LOCKRING	00992063	239	H 11.516/6611/672.02 GE30 BW	00075851	125
D LS1000R	00991413	29, 234	H 11.516/6611/672.02 RD30	00075071	125
D LS3000ARF	00991523	236	H 11.516/6611/672.02 RD30 BW	00075151	126
D LS3000ARHBSM	00991643	236	H 11.516/6611/672.02 WN	00075261	112
D LS3000ARMBSM	00991593	236	H 11.516/671.02 GE	00075421	112
D LS3000DRF	00991563	236	H 11.516/671.02 GE30 BW	00075831	124
D LS3000DRHBSM	00991663	236	H 11.516/671.02 RD30	00075051	124
D LS3000DRMBSM	00991623	236	H 11.516/671.02 RD30 BW	00075131	125
D LS3043ARF	00991693	237	H 11.516/671.02 WN	00075241	112
D LS3043DRF	00991723	237	H 11.6611/671.02 GE	00075381	112
D LS3043DRHBSM	00991883	237	H 11.6611/671.02 GE30 BW	00075791	127
D LS3043DRMBSM	00991863	237	H 11.6611/671.02 RD30	00075011	127
D LS3100RF	00991423	235	H 11.6611/671.02 RD30 BW	00075091	128
D LS3200RF	00991443	235	H 11.6611/671.02 WN	00075201	113
D LS3200RHBSM	00991513	235	H 11.6612.02 GE30 BW	00075861	129
D LS3200RMBSM	00991483	235	H 11.6612.02 RD30	00075081	129
D LS3243RF	00991673	237	H 11.6612.02 RD30 BW	00075161	129
D LS3243RHBSM	00991843	237	H 11.6612/672.02 GE	00075391	113
D LS3243RMBSM	00991823	237	H 11.6612/672.02 GE30 BW	00075801	127
D LS3260F	00991743	237	H 11.6612/672.02 RD30	00075021	128
D LS3263HBSM	00992223	238	H 11.6612/672.02 RD30 BW	00075101	128
D LS3263MBSM	00992243	238	H 11.6612/672.02 WN	00075211	113
D LS3283RF	00991783	237	H 11.6612/673.02 GE	00075411	113
D LS3340AF	00991963	238	H 11.6612/673.02 GE30 BW	00075821	126
D LS3340ASM	00991973	238	H 11.6612/673.02 RD30	00075041	126
D LS3340DF	00991943	238	H 11.6612/673.02 RD30 BW	00075181	126
D LS3340DSM	00991953	238	H 11.6612/673.02 WN	00075231	113
D LS3360F	00991983	238	H 11.6613/673.02 GE	00075401	113
D LS3360SM	00991993	239	H 11.6613/673.02 GE30 BW	00075811	127
D MLS2000SSP	00988343	242	H 11.6613/673.02 RD30	00075031	128
D MLS2001AF	00988163	241	H 11.6613/673.02 RD30 BW	00075111	129
D MLS2001AHBSM	00989123	241	H 11.6613/673.02 WN	00075221	113
D MLS2001ASM	00988193	241	H 1622 WAB	00387221	193
D MLS2001DALIF	00988143	241	H 1626	00386621	187
D MLS2001DALIHBSM	00989103	241	H 1626 WAB	00387621	193
D MLS2001DALISM	00988173	241	H 1741.02 PA EMS	00417221	136
D MLS2500CDRR4	00989853	246	H 20.1942.02 PA	00156421	164
D MLS2500CDRSMR4	00989883	246	H 20.1942.022 PA	00030921	164
D MLS2500DALIFR4	00988243	242	H 20.6612/682.022 NA GE	00074221	114
D MLS2500DALIR4	00988263	242	H 20.6612/682.022 NA LED GE	00074241	114
D MLS3000CDRF	00990633	246	H 20.6612/682.022 NA WN	00074261	114
D MLS3000CDRSM	00990643	246	H 20.6612/682.332 NA LED GE	00074301	115
D MR2500DALIFR4	00988943	240	H 20.6612/682.332 NA LED WN	00074341	115
D MR2500DALIR4	00988953	240	H 20.6612/682.422 NA LED GE	00074321	115
D MSB1001DALIT	00990813	240	H 20.6612/682.422 NA LED WN	00074361	115
D MSB1001PT	00990303	240	H 20.6613/683.022 NA GE	00074231	114
D MSPBSS	00988353	242	H 20.6613/683.022 NA LED WN	00074291	114
D PIRLM	00990373	241	H 20.6613/683.022 NA WN	00074271	114
D QUICKCONTROL	00992013	247	H 20.6613/683.332 NA LED GE	00074311	115
D QUICKSET	00992023	247	H 20.6613/683.332 NA LED WN	00074351	115
D QUICKSETPRO	00992033	247	H 20.6613/683.422 NA LED GE	00074331	115
D RB2000LT	00988423	242	H 20.6613/683.422 NA LED WN	00074371	115
D SB10	00988233	241	H 27 W	00587721	46
D SR65 LI	00365506	213	H 27.02	00584421	46
D SURFMT	00992043	239	H 432 HAN LED O.A.	00271431	26
D WMK	00988323	240, 242, 246	H 432-2 HAN LED O.A.	00272431	26
D53 80.610 LU/2 W	00737711	53	H 515 GE ATT	00198721	108
DLS2IM		233	H 516 GE ATT	00198621	108
DLS4043DALIF		233	H 60 JR	00584521	16
DLS4043DALISM		233	H 604 T O.A.	00933591	16
DLS4060NETF		233	H 604/2 T O.A.	00932291	16
DLS4060NETSM		233	H 622	00250221	185
EEM230-D-M-MID		249	H 622 GLK	00251221	185
EEM230-D-MO-MID		249	H 625	00250521	185
EEM230-D-P-MID		249	H 625.02	00259621	185
EEM400C-D-M-MID		250	H 626	00250621	185
EEM400C-D-MO-MID		250	H 626 GLK	00251621	185
EEM400C-D-P-MID		250	H 626.02	00259421	185
EEM400-D-M-MID		251	H 627	00250721	185
EEM400-D-MO-MID		251	H 655	00252121	185
EEM400-D-P-MID		251	H 655 GLK	00254121	185
EEM-CONVERT		252	H 6600 V	00480121	186
H 11.1616.02	00320111	66	H 6600.02 V	00259821	186
H 11.1616.03	00320131	66	H 6602	00495021	186
H 11.1616.70	00320151	66	H 6602.02	00259921	186
H 11.515/671.02 GE	00075431	112	H 6602/HAF-N	00495321	186
H 11.515/671.02 GE30 BW	00075841	124	H 6665 WAB	00307521	192
H 11.515/671.02 RD30	00075061	124	H 6695	00275521	185
H 11.515/671.02 RD30 BW	00075141	125	H 6696	00275621	185
H 11.515/671.02 WN	00075251	112	H 6696.02	00259721	185
H 11.516/6611/672.02 GE	00075441	112	H 6696/2	00276621	185



Number index by article no.

Article no.	Order no.	Page	Article no.	Order no.	Page
H 80.1616 N W	00376721	56	H 80.6685 W	00246521	48
H 80.1616.02 N	00376921	56	H 80.6685.02	00239421	48
H 80.1942 PA K W	00429821	164	H 80.6686.02	00239721	48
H 80.1942 PA K W U W	00367021	169	H 80.677.02-TT	00740321	53
H 80.1942 PA NA W	00428831	164	H 80.677-TT W	00740821	53
H 80.1942.02 PA K	00428121	164	H 95.1942.02 PA	00845921	164
H 80.1942.02 PA NA	00427931	164	H 95.1942.03 PA	00846021	164
H 80.1960 UB W	00704521	59	K13315RED		197
H 80.515/671.02 GE	00075511	108	K9445RED		197
H 80.515/671.02 GE30 BW	00075921	124	K9764RED		197
H 80.515/671.02 WN	00075331	108	K9766RED		197
H 80.516/6611/672.02 GE	00075521	108	LC-SR04	00331606	217
H 80.516/6611/672.02 GE30 BW	00075931	125	LC-SR04 rH	00331656	217
H 80.516/6611/672.02 WN	00075341	108	SR04	00331616	217
H 80.516/671.02 GE	00075501	108	SR04 CO2	00331686	217
H 80.516/671.02 GE30 BW	00075911	124	SR04 rH	00331666	217
H 80.516/671.02 WN	00075321	108	SR04P	00331626	217
H 80.6412 SI W	00479521	47	SR04P rH	00331676	217
H 80.6412 W	00482721	47	SR04PS	00331636	217
H 80.6412.02	00482821	47	SR04PST	00331646	217
H 80.6412.02 SI	00479621	47	THANOS SR rH L black Mvolt	00331536	216
H 80.6511.03 EK6	00790621	154	THANOS SR rH L white Mvolt	00331526	216
H 80.6512 SI/572 W	00490221	48	THANOS SR rH LQ black Mvolt	00331556	216
H 80.6512 SI/572.02	00490321	48	THANOS SR rH LQ white Mvolt	00331546	216
H 80.6512 W	00482921	47	THANOS SR rH S black Mvolt	00331576	216
H 80.6512 WI W	00490521	47	THANOS SR rH S white Mvolt	00331566	216
H 80.6512.02	00491821	47	THANOS SR rH SQ black Mvolt	00331596	216
H 80.6512.02 GE30 BW	00075941	129	THANOS SR rH SQ white Mvolt	00331586	216
H 80.6512.02 WI	00490621	47			
H 80.6611/671.02 GE	00075461	109			
H 80.6611/671.02 GE30 BW	00075871	127			
H 80.6611/671.02 WN	00075281	109			
H 80.6612/572 SI NA GE W	00073861	109			
H 80.6612/572 SI NA WN W	00074071	110			
H 80.6612/572.02 SI NA GE	00074571	109			
H 80.6612/672 GE W	00073801	109			
H 80.6612/672 SI NA GE W	00073831	109			
H 80.6612/672 SI NA LED GE W	00073891	109			
H 80.6612/672 SI NA LED WN W	00074101	110			
H 80.6612/672 SI NA WN W	00074041	110			
H 80.6612/672 WN W	00074011	109			
H 80.6612/672.02 GE	00073921	109			
H 80.6612/672.02 GE30 BW	00075881	127			
H 80.6612/672.02 SI NA GE	00073951	109			
H 80.6612/672.02 SI NA LED GE	00073981	109			
H 80.6612/672.02 SI NA LED WN	00074191	110			
H 80.6612/672.02 SI NA WN	00074161	110			
H 80.6612/672.02 WN	00074131	109			
H 80.6612/673.02 GE	00075491	109			
H 80.6612/673.02 GE30 BW	00075901	126			
H 80.6612/673.02 WN	00075311	109			
H 80.6613/573 SI NA GE W	00073871	110			
H 80.6613/573 SI NA WN W	00074081	110			
H 80.6613/573.02 SI NA GE	00074581	110			
H 80.6613/673 GE W	00073811	110			
H 80.6613/673 SI NA GE W	00073841	110			
H 80.6613/673 SI NA LED GE W	00073901	110			
H 80.6613/673 SI NA LED WN W	00074111	110			
H 80.6613/673 SI NA WN W	00074051	110			
H 80.6613/673 WN W	00074021	110			
H 80.6613/673.02 GE	00073931	110			
H 80.6613/673.02 GE30 BW	00075891	127			
H 80.6613/673.02 SI NA GE	00073961	110			
H 80.6613/673.02 SI NA LED GE	00073991	110			
H 80.6613/673.02 SI NA LED WN	00074201	110			
H 80.6613/673.02 SI NA WN	00074171	110			
H 80.6613/673.02 WN	00074141	110			
H 80.6614/574 SI NA GE W	00073881	111			
H 80.6614/574 SI NA WN W	00074091	111			
H 80.6614/674 GE W	00073821	111			
H 80.6614/674 SI NA GE W	00073851	111			
H 80.6614/674 SI NA LED GE W	00073911	111			
H 80.6614/674 SI NA LED WN W	00074121	111			
H 80.6614/674 SI NA WN W	00074061	111			
H 80.6614/674 WN W	00074031	111			
H 80.6614/674.02 GE	00073941	111			
H 80.6614/674.02 SI NA GE	00073971	111			
H 80.6614/674.02 SI NA LED GE	00074001	111			
H 80.6614/674.02 SI NA LED WN	00074211	111			
H 80.6614/674.02 SI NA WN	00074181	111			
H 80.6614/674.02 WN	00074151	111			



Number index by order no.

Order no.	Article no.	Page	Order no.	Article no.	Page
00015711	D 20.610.312 B	102	00028411	D 20.610.022 S3	99
00016013	D 20.6611.362 ÜS/25	162	00028611	D 20.610.022 TAE	103
00017011	D 20.6511.422 LED/4 SV	160	00028711	D 20.610.022 TDO	102
00017111	D 20.6511.422 LED/4 NA SV	160	00028811	D 20.610.022 TV	102
00017211	D 20.6611.422 SV	161	00028911	D 20.610.022 UAE/1 NA	103
00017311	D 20.6611.422 NA SV	161	00029011	D 20.610.022 UAE/2 NA	103
00017411	D 20.6611.422 SV LED/4	161	00029111	D 20.610.022 Z/120	99
00017511	D 20.6611.422 NA SV LED/4	161	00029211	D 20.610.022 Z/15	99
00017611	D 20.6511.422 LED/4	161	00029413	D 20.410.022 R	100
00017711	D 20.6511.422 LED/4 NA	161	00029513	D 20.420.022	99, 219
00017821	D 20.6511.422	161	00029713	D 20.425.022 JR	219
00018011	D 20.6511.332 LED/4 ZSV	161	00029913	D 20.810.022 HR	99
00018111	D 20.6511.332 LED/4 NA ZSV	161	00030113	D 20.450.022 FU-BLS	208
00018211	D 20.6611.332 ZSV	161	00030213	D 20.450.022 FU-BLS JR	208
00018311	D 20.6611.332 NA ZSV	161	00030313	D 20.450.022 FU-BLS N	208
00018411	D 20.6611.332 ZSV LED/4	161	00030413	D 20.455.022 FU-BLS	208
00018511	D 20.6611.332 NA ZSV LED/4	161	00030513	D 20.455.022 FU-BLS JR	208
00018711	D 20.6511.332 LED/4 NA	161	00030613	D 20.455.022 FU-BLS N	208
00018821	D 20.6511.332	161	00030713	D 20.477.022	219
00018921	D 20.6511.312	162	00030921	H 20.1942.022 PA	164
00019021	D 20.6511.362	162	00031011	D 20.692.022	64, 100
00019111	D 20.684.022 T NA	96, 160	00031031	D 20.691.022	64, 100
00019211	D 20.685.022 T NA	96, 160	00032611	D 20.6511.022 LED/4	101
00020111	D 20.671.022 T	95, 159	00032711	D 20.6511.022 LED/4 NA	101
00020211	D 20.672.022 T	95, 159	00035111	D 20.671.192 T	95
00020311	D 20.673.022 T	95, 159	00035211	D 20.672.192 T	95
00020411	D 20.674.022 T	95, 159	00035311	D 20.673.192 T	95
00020511	D 20.675.022 T	95, 159	00035411	D 20.674.192 T	95
00021011	D 20.682.022 T NA	96	00035511	D 20.675.192 T	95
00021011	D 20.682.022 T NA	160	00036811	D 20.6511.702 OKS	101
00021111	D 20.671.022 T NA	95, 160	00036911	D 20.6511.192 OKS	101
00021211	D 20.672.022 T NA	96, 160	00037011	D 20.530.192	96
00021311	D 20.683.022 T NA	96, 160	00037711	D 20.535.192	97
00021521	D 20.673.022 T NA	96, 160	00037811	D 20.534.192	98
00021711	D 20.673.702 T RADIO	32	00038211	D 20.635.192	97
00021911	D 20.673.022 T RADIO	32	00038311	D 20.634.192	98
00022011	D 20.530.022	96	00038411	D 20.540.192	96
00022111	D 20.530.022 GLK	97	00039111	D 20.542.192	96
00022211	D 20.530.022 L	98	00039211	D 20.542.192 GLK	97
00022611	D 20.532.022 GLK	97	00039511	D 20.544.192	98
00022711	D 20.535.022	97	00039611	D 20.545.192	97
00022811	D 20.534.022	98	00039711	D 20.640.192	97
00023211	D 20.635.022	97	00040111	D 20.644.192	98
00023311	D 20.634.022	98	00040211	D 20.645.192	97
00023411	D 20.540.022	96	00040811	D 20.673.192 T RADIO	32
00023511	D 20.540.022 GLK	97	00041041	B 20.6571.192 SI	101
00023711	D 20.540.022 L	98	00041141	B 20.6671.192 SI	101
00023811	D 20.540.022 K	98	00041311	D 20.6511.192	101
00023911	D 20.540.022 T	98	00041411	D 20.6511.192 K	101
00024011	D 20.540.022 NA	98	00041611	D 20.6611.192 LED/4	101
00024111	D 20.542.022	96	00041713	D 20.6611.192 ÜS/25	162
00024411	D 20.542.022 NA	98	00042311	D 20.677.192	104
00024511	D 20.544.022	98	00042711	D 20.610.192 AT	102
00024611	D 20.545.022	97	00043111	D 20.610.192 MJ1 NA	103, 180
00024711	D 20.640.022	97	00043211	D 20.610.192 MJ2 NA	103, 180
00024911	D 20.642.022 GLK	97	00043611	D 20.610.192 TAE	103
00025111	D 20.644.022	98	00043811	D 20.610.192 TV	102
00025211	D 20.645.022	97	00043911	D 20.610.192 UAE/1 NA	103
00025311	D 20.244.022 JR	99	00044011	D 20.610.192 UAE/2 NA	103
00025411	D 20.244.022 T	99	00044513	D 20.420.192	99, 219
00025511	D 20.245.022 T	99	00044713	D 20.425.192 JR	219
00025613	D 20.490.022 LED/2	104	00044913	D 20.810.192 HR	99
00025711	D 20.690.022 O.H.	104	00045113	D 20.450.192 FU-BLS	208
00026041	B 20.6571.022 SI	101	00045213	D 20.450.192 FU-BLS JR	208
00026141	B 20.6671.022 SI	101	00045313	D 20.450.192 FU-BLS N	208
00026311	D 20.6511.022	101	00045413	D 20.455.192 FU-BLS	208
00026411	D 20.6511.022 K	101	00045513	D 20.455.192 FU-BLS JR	208
00026511	D 20.6511.022 NA	101	00045613	D 20.455.192 FU-BLS N	208
00026611	D 20.6611.022 LED/4	101	00048111	D 20.671/83.022 T	162
00026713	D 20.6611.022 ÜS/25	162	00048211	D 20.672/83.022 T	162
00026911	D 20.6671.022 DK	102	00050111	D 20.671.702 T	95
00027011	D 20.6511.022 OKS	101	00050211	D 20.672.702 T	95
00027211	D 20.670.022 ZV	103, 181	00050311	D 20.673.702 T	95
00027311	D 20.677.022	104	00050411	D 20.674.702 T	95
00027511	D 20.677.022-Z	103, 181	00050511	D 20.675.702 T	95
00027611	D 20.556.022 HC GLK	100	00052011	D 20.530.702	96
00027711	D 20.610.022 AT	102	00052711	D 20.535.702	97
00027811	D 20.610.022 B	102	00053211	D 20.635.702	97
00027911	D 20.610.022 J	99	00053411	D 20.540.702	96
00028111	D 20.610.022 MJ1 NA	103, 180	00053911	D 20.540.702 T	98
00028211	D 20.610.022 MJ2 NA	103, 180	00054111	D 20.542.702	96



Number index by order no.

Order no.	Article no.	Page	Order no.	Article no.	Page
00054211	D 20.542.702 GLK	97	00074581	H 80.6613/573.02 SI NA GE	110
00054511	D 20.544.702	98	00074831	D 20.682/45.022 NA	132
00054611	D 20.545.702	97	00074841	D 20.683/45.022 NA	132
00054711	D 20.640.702	97	00075011	H 11.6611/671.02 RD30	127
00055211	D 20.645.702	97	00075021	H 11.6612/672.02 RD30	128
00056041	B 20.6571.702 SI	101	00075031	H 11.6613/673.02 RD30	128
00056141	B 20.6671.702 SI	101	00075041	H 11.6612/673.02 RD30	126
00056311	D 20.6511.702	101	00075051	H 11.516/671.02 RD30	124
00056411	D 20.6511.702 K	101	00075061	H 11.515/671.02 RD30	124
00056611	D 20.6611.702 LED/4	101	00075071	H 11.516/6611/672.02 RD30	125
00056713	D 20.6611.702 ÜS/25	162	00075081	H 11.6612.02 RD30	129
00057311	D 20.677.702	104	00075091	H 11.6611/671.02 RD30 BW	128
00057711	D 20.610.702 AT	102	00075101	H 11.6612/672.02 RD30 BW	128
00058211	D 20.610.702 MJ2 NA	103	00075111	H 11.6613/673.02 RD30 BW	129
00058811	D 20.610.702 TV	102	00075131	H 11.516/671.02 RD30 BW	125
00058911	D 20.610.702 UAE/1 NA	103	00075141	H 11.515/671.02 RD30 BW	125
00059011	D 20.610.702 UAE/2 NA	103	00075151	H 11.516/6611/672.02 RD30 BW	126
00059913	D 20.810.702 HR	99	00075161	H 11.6612.02 RD30 BW	129
00060113	D 20.450.702 FU-BLS	208	00075181	H 11.6612/673.02 RD30 BW	126
00060213	D 20.450.702 FU-BLS JR	208	00075201	H 11.6611/671.02 WN	113
00060313	D 20.450.702 FU-BLS N	208	00075211	H 11.6612/672.02 WN	113
00060413	D 20.455.702 FU-BLS	208	00075221	H 11.6613/673.02 WN	113
00060513	D 20.455.702 FU-BLS JR	208	00075231	H 11.6612/673.02 WN	113
00060613	D 20.455.702 FU-BLS N	208	00075241	H 11.516/671.02 WN	112
00073801	H 80.6612/672 GE W	109	00075251	H 11.515/671.02 WN	112
00073811	H 80.6613/673 GE W	110	00075261	H 11.516/6611/672.02 WN	112
00073821	H 80.6614/674 GE W	111	00075281	H 80.6611/671.02 WN	109
00073831	H 80.6612/672 SI NA GE W	109	00075311	H 80.6612/673.02 WN	109
00073841	H 80.6613/673 SI NA GE W	110	00075321	H 80.516/671.02 WN	108
00073851	H 80.6614/674 SI NA GE W	111	00075331	H 80.515/671.02 WN	108
00073861	H 80.6612/572 SI NA GE W	109	00075341	H 80.516/6611/672.02 WN	108
00073871	H 80.6613/673 SI NA GE W	110	00075381	H 11.6611/671.02 GE	112
00073881	H 80.6614/574 SI NA GE W	111	00075391	H 11.6612/672.02 GE	113
00073891	H 80.6612/672 SI NA LED GE W	109	00075401	H 11.6613/673.02 GE	113
00073901	H 80.6613/673 SI NA LED GE W	110	00075411	H 11.6612/673.02 GE	113
00073911	H 80.6614/674 SI NA LED GE W	111	00075421	H 11.516/671.02 GE	112
00073921	H 80.6612/672.02 GE	109	00075431	H 11.515/671.02 GE	112
00073931	H 80.6613/673.02 GE	110	00075441	H 11.516/6611/672.02 GE	112
00073941	H 80.6614/674.02 GE	111	00075461	H 80.6611/671.02 GE	109
00073951	H 80.6612/672.02 SI NA GE	109	00075491	H 80.6612/673.02 GE	109
00073961	H 80.6613/673.02 SI NA GE	110	00075501	H 80.516/671.02 GE	108
00073971	H 80.6614/674.02 SI NA GE	111	00075511	H 80.515/671.02 GE	108
00073981	H 80.6612/672.02 SI NA LED GE	109	00075521	H 80.516/6611/672.02 GE	108
00073991	H 80.6613/673.02 SI NA LED GE	110	00075791	H 11.6611/671.02 GE30 BW	127
00074001	H 80.6614/674.02 SI NA LED GE	111	00075801	H 11.6612/672.02 GE30 BW	127
00074011	H 80.6612/672 WN W	109	00075811	H 11.6613/673.02 GE30 BW	127
00074021	H 80.6613/673 WN W	110	00075821	H 11.6612/673.02 GE30 BW	126
00074031	H 80.6614/674 WN W	111	00075831	H 11.516/671.02 GE30 BW	124
00074041	H 80.6612/672 SI NA WN W	110	00075841	H 11.515/671.02 GE30 BW	124
00074051	H 80.6613/673 SI NA WN W	110	00075851	H 11.516/6611/672.02 GE30 BW	125
00074061	H 80.6614/674 SI NA WN W	111	00075861	H 11.6612.02 GE30 BW	129
00074071	H 80.6612/572 SI NA WN W	110	00075871	H 80.6611/671.02 GE30 BW	127
00074081	H 80.6613/573 SI NA WN W	110	00075881	H 80.6612/672.02 GE30 BW	127
00074091	H 80.6614/574 SI NA WN W	111	00075891	H 80.6613/673.02 GE30 BW	127
00074101	H 80.6612/672 SI NA LED WN W	110	00075901	H 80.6612/673.02 GE30 BW	126
00074111	H 80.6613/673 SI NA LED WN W	110	00075911	H 80.516/671.02 GE30 BW	124
00074121	H 80.6614/674 SI NA LED WN W	111	00075921	H 80.515/671.02 GE30 BW	124
00074131	H 80.6612/672.02 WN	109	00075931	H 80.516/6611/672.02 GE30 BW	125
00074141	H 80.6613/673.02 WN	110	00075941	H 80.6512.02 GE30 BW	129
00074151	H 80.6614/674.02 WN	111	00076011	D 80.6611/671.02 SI RD30 LD	120
00074161	H 80.6612/672.02 SI NA WN	110	00076021	D 80.6612/672.02 SI RD30 LD	121
00074171	H 80.6613/673.02 SI NA WN	110	00076031	D 80.6613/673.02 SI RD30 LD	122
00074181	H 80.6614/674.02 SI NA WN	111	00076041	D 80.6614/674.02 SI RD30 LD	122
00074191	H 80.6612/672.02 SI NA LED WN	110	00076051	D 80.6612/673.02 SI RD30 LD	123
00074201	H 80.6613/673.02 SI NA LED WN	110	00076061	D 80.516/671.02 RD30 LD	116
00074211	H 80.6614/674.02 SI NA LED WN	111	00076071	D 80.515/671.02 RD30 LD	116
00074221	H 20.6612/682.022 NA GE	114	00076081	D 80.550/671.02 RD30 LD	116
00074231	H 20.6613/683.022 NA GE	114	00076091	D 80.516/6611/672.02 SI RD30 LD	119
00074241	H 20.6612/682.022 NA LED GE	114	00076111	D 11.6611/671.02 SI RD30 LD	120
00074261	H 20.6612/682.022 NA WN	114	00076121	D 11.6612/672.02 SI RD30 LD	121
00074271	H 20.6613/683.022 NA WN	114	00076131	D 11.6613/673.02 SI RD30 LD	122
00074291	H 20.6613/683.022 NA LED WN	114	00076141	D 11.6614/674.02 SI RD30 LD	122
00074301	H 20.6612/682.332 NA LED GE	115	00076151	D 11.6612/673.02 SI RD30 LD	123
00074311	H 20.6613/683.332 NA LED GE	115	00076161	D 11.516/671.02 RD30 LD	116
00074321	H 20.6612/682.422 NA LED GE	115	00076171	D 11.515/671.02 RD30 LD	116
00074331	H 20.6613/683.422 NA LED GE	115	00076181	D 11.550/671.02 RD30 LD	116
00074341	H 20.6612/682.332 NA LED WN	115	00076191	D 11.516/6611/672.02 SI RD30 LD	119
00074351	H 20.6613/683.332 NA LED WN	115	00076211	D 80.6611/671.02 SI WN30 LD	120
00074361	H 20.6612/682.422 NA LED WN	115	00076221	D 80.6612/672.02 SI WN30 LD	121
00074371	H 20.6613/683.422 NA LED WN	115	00076231	D 80.6613/673.02 SI WN30 LD	122
00074571	H 80.6612/572.02 SI NA GE	109	00076241	D 80.6614/674.02 SI WN30 LD	123



Number index by order no.

Order no.	Article no.	Page	Order no.	Article no.	Page
00076251	D 80.6612/673.02 SI WN30 LD	123	00107811	D 20.540.70 T	84
00076261	D 80.516/671.02 WN30 LD	117	00107911	D 20.544.70	84
00076271	D 80.515/671.02 WN30 LD	117	00108311	D 20.542.02 GLK NA	84
00076281	D 80.550/671.02 WN30 LD	117	00108411	D 20.640.02	83
00076291	D 80.516/6611/672.02 SI WN30 LD	119	00108611	D 20.642.02 GLK	83
00076311	D 11.6611/671.02 SI WN30 LD	120	00108711	D 20.644.02	84
00076321	D 11.6612/672.02 SI WN30 LD	121	00109411	D 20.645.21	83
00076331	D 11.6613/673.02 SI WN30 LD	122	00109811	D 254 T	15
00076341	D 11.6614/674.02 SI WN30 LD	123	00110011	D 20.642.21 GLK	83
00076351	D 11.6612/673.02 SI WN30 LD	123	00110211	D 616/2	14
00076361	D 11.516/671.02 WN30 LD	117	00110411	D 616/4	15
00076371	D 11.515/671.02 WN30 LD	117	00110521	D 616/5	14
00076381	D 11.550/671.02 WN30 LD	117	00110611	D 616/6	14
00076391	D 11.516/6611/672.02 SI WN30 LD	119	00110911	D 619 T	15
00076411	D 80.6611/671.02 SI GE30 LD	120	00111711	D 20.642.70 GLK	83
00076421	D 80.6612/672.02 SI GE30 LD	121	00112111	D 20.610.02 RDM	88, 180
00076431	D 80.6613/673.02 SI GE30 LD	122	00112311	D 613	14
00076441	D 80.6614/674.02 SI GE30 LD	123	00112511	D 20.645.02	83
00076451	D 80.6612/673.02 SI GE30 LD	123	00112641	B 20.6671.02 SI	86
00076461	D 80.516/671.02 GE30 LD	118	00113111	D 20.610.02 AT	87
00076471	D 80.515/671.02 GE30 LD	118	00113211	D 20.610.02 J	85
00076481	D 80.550/671.02 GE30 LD	118	00113311	D 20.610.02 LU/2	88, 180
00076491	D 80.516/6611/672.02 SI GE30 LD	119	00113511	D 20.610.02 MJ1 NA	88, 180
00076511	D 11.6611/671.02 SI GE30 LD	120	00113611	D 20.610.02 MJ2 NA	88, 180
00076521	D 11.6612/672.02 SI GE30 LD	121	00113911	D 20.610.02 S3	85
00076531	D 11.6613/673.02 SI GE30 LD	122	00114211	D 20.610.02 TAE	88
00076541	D 11.6614/674.02 SI GE30 LD	123	00114511	D 20.610.02 TDO	87
00076551	D 11.6612/673.02 SI GE30 LD	123	00114611	D 20.610.02 TV	87
00076561	D 11.516/671.02 GE30 LD	118	00114711	D 20.610.02 TV/4A	87
00076571	D 11.515/671.02 GE30 LD	118	00115011	D 20.610.02 UAE/1 NA	88
00076581	D 11.550/671.02 GE30 LD	118	00115111	D 20.610.02 UAE/2 NA	88
00076591	D 11.516/6611/672.02 SI GE30 LD	119	00115311	D 20.610.02 Z/120	85
00076861	D 11.517/671.02 WN30 LD	117	00115411	D 20.610.02 Z/15	85
00076981	D 11.516/671.02 SW WN30 LD	117	00115611	D 20.6511.02	86
00077041	D 80.517/671.02 WN30 LD	117	00115711	D 20.6511.02 K	86
00077101	D 80.516/671.02 SW WN30 LD	117	00115811	D 20.6511.02 NA	86
00100011	D 20.571.52.02	82	00116011	D 20.6611.02 LED/4	86
00100111	D 20.572.52.02	82	00116111	D 20.677.02-Z	88, 181
00100211	D 20.573.52.02	82	00116211	D 20.6670.02 GB	86
00100311	D 20.574.52.02	82	00116413	D 20.410.02 R	85
00100411	D 20.575.52.02	82	00116613	D 20.6611.02 ÜS/25	162
00100511	D 20.022 JR	103, 182	00116911	D 20.677.02	89
00101311	D 20.571.51.70	82	00117211	D 20.670.02 ZV	88, 181
00101411	D 20.572.51.70	82	00117313	D 20.410.21 R	85
00101511	D 20.573.51.70	82	00117411	D 20.6670/15.02 US	87
00101611	D 20.574.51.70	82	00117613	D 20.810.02 HR	84
00101711	D 20.575.51.70	82	00119013	D 20.490.02 LED/2	89
00101811	D 20.571.52.46	82	00119113	D 20.420.02	85, 219
00101911	D 20.572.52.46	82	00119311	D 80.690.02 O.H.	54
00102011	D 20.573.52.46	82	00119541	B 20.6571.02 SI	86
00102111	D 20.574.52.46	82	00119611	D 20.556.02 HC GLK	85
00102311	D 20.575.52.46	82	00119711	D 20.6671.02 DK	87
00102411	D 20.571.53.70	82	00119811	D 80.690 W O.H.	54
00102711	D 20.572.53.70	82	00120013	D 20.410.70 R	85
00102811	D 20.573.53.70	82	00120641	B 20.6671.21 SI	86
00102911	D 20.574.53.70	82	00120811	D 20.610.21 AT	87
00103011	D 20.575.53.70	82	00121111	D 20.610.21 J	85
00103211	D 612/16	14	00121241	B 20.6571.21 SI	86
00103811	D 20.540.02	83	00121511	D 20.610.21 MJ1 NA	88, 180
00103911	D 20.542.02	83	00122411	D 20.610.21 MJ2 NA	88, 180
00104011	D 20.545.02	83	00123111	D 20.571.57.21	82
00104111	D 20.540.02 GLK	83	00123811	D 80.690/14 W O.H.	54
00104211	D 612/16 GLK	15	00123911	D 20.572.57.21	82
00104311	D 20.542.02 GLK	83	00124711	D 20.6511.21 OKS	86
00104411	D 20.540.02 L	83	00124811	D 20.6511.70 OKS	86
00104511	D 20.540.02 K	84	00125011	D 80.640 VW	57
00104611	D 20.540.02 T	84	00125111	D 20.610.21 TAE	88
00104711	D 20.544.02	84	00125211	D 80.642 VW	57
00104811	D 20.540.02 NA	84	00125311	D 20.573.57.21	82
00105011	D 20.540.02 GLK NA	84	00125511	D 80.645 VW	57
00105211	D 20.540.21	83	00125611	D 20.610.21 TDO	87
00105311	D 20.542.21	83	00125711	D 20.610.21 TV	87
00105411	D 20.545.21	83	00125811	D 20.610.21 TV/4A	87
00105611	D 20.540.21 GLK	83	00126011	D 80.640 V N GLK W	57
00106411	D 214	15	00126311	D 80.642 V H N W	57
00106511	D 20.6511.02 OKS	86	00126411	D 20.610.21 UAE/1 NA	88
00106611	D 20.544.21	84	00126511	D 20.610.21 UAE/2 NA	88
00107011	D 20.540.70	83	00127011	D 20.574.57.21	82
00107211	D 20.542.70	83	00127213	D 80.420.02	44, 219
00107311	D 20.545.70	83	00127411	D 20.6511.21	86
00107411	D 20.540.70 GLK	83	00127511	D 20.575.57.21	82



Number index by order no.

Order no.	Article no.	Page	Order no.	Article no.	Page
00127611	D 20.6611.21 LED/4	86	00158713	D 20.420.70	85, 219
00127711	D 20.6511.21 K	86	00158811	D 20.244.02 JR	84
00128313	D 20.6611.36 ÜS/25	162	00158911	D 20.244.21 JR	84
00128813	D 80.425.02	44	00159011	D 20.244.70 JR	84
00128913	D 80.425.02 JR	219	00159611	D 20.556.70 HC GLK	85
00129511	D 20.670.21 ZV	88, 181	00159911	D 20.6670/15.19.70 US	87
00129611	D 20.677.21	89	00162111	D 20.571.150.21	82
00129913	D 80.410 RW	45	00162211	D 20.572.150.21	82
00130013	D 20.450.56	210	00162311	D 20.573.150.21	82
00130113	D 20.450.02 FU-BLS N	208	00163911	D 80.686.02 KLAR	45
00130213	D 20.450.21 FU-BLS N	208	00164811	D 80.640.02 K	42
00130313	D 20.450.70 FU-BLS N	208	00164911	D 80.640.02 T	42
00131213	D 80.410.02 R	45	00165111	D 80.640.02 V	57
00131513	D 20.810.21 HR	84	00165711	D 80.640.02 V N GLK	57
00132013	D 20.425.02 JR	219	00165811	D 80.642.02 V	57
00132113	D 20.425.21 JR	219	00166011	D 80.640.02 N GLK	42
00132413	D 20.420.21	85, 219	00166211	D 80.642.02 N GLK	42
00132813	D 20.425.70 JR	219	00166711	D 80.644.02 V	57
00133211	D 80.610.02 ZJ	45	00167211	D 80.645.02 V	57
00133811	D 80.610 ZJ W	45	00167411	D 80.6511.02 V	58
00135113	D 20.455.02 FU-BLS N	208	00167511	D 80.6511.02 V SI	58
00135213	D 20.455.21 FU-BLS N	208	00167613	D 80.610.02 V HR	44
00135313	D 20.455.70 FU-BLS N	208	00167811	D 80.686.02	45
00138911	D 80.910-2.02 RT/AT	163	00169311	D 80.640.02 V K	57
00140111	D 80.910-1.02 AR	163	00169411	D 80.640.02 V T	57
00140711	D 80.910-1.02 RT/NSK	163	00170911	D 20.6611.33 ZSV LED/4	161
00141511	D 80.610.02 B	50	00171011	D 20.6611.33 NA ZSV LED/4	161
00141711	D 80.610 B GELB	50	00171111	D 20.571.02 T	83, 159
00141811	D 80.610 B W	50	00171211	D 20.572.02 T	83, 159
00142511	D 80.610.02 PA	50	00171311	D 20.573.02 T	83, 159
00142711	D 80.610.02 TV	51	00171411	D 20.574.02 T	83, 159
00142811	D 80.610 PAW	50	00171511	D 20.575.02 T	83, 159
00143411	D 80.610.02 TDO	50	00171611	D 20.571.70 T	83
00143511	D 80.610 TV/4A W	51	00171711	D 20.572.70 T	83
00143811	D 80.610 TV W	51	00171811	D 20.573.70 T	83
00144211	D 80.610 TDO W	50, 59	00171911	D 20.574.70 T	83
00144811	D 80.610 AT W	51	00172111	D 20.575.70 T	83
00145111	D 80.610.02 AT	51	00172551	D 80.620.02 HR	44
00145611	D 80.610.02 TV/4A	51	00173511	D 20.571.137.02	82
00146911	D 80.610.02 TV/4B	51	00173611	D 20.572.137.02	82
00148511	D 80.610.02 KTU	52, 175	00173661	D 80.620.03 HR	44
00148711	D 80.610.02 KT	52, 175	00173711	D 20.573.137.02	82
00148911	D 80.610 KTU W	52, 175	00173811	D 20.574.137.02	82
00149011	D 80.610 KT W	52, 175	00173911	D 20.575.137.02	82
00149513	D 80.425 W	44	00174111	D 20.571.64 T	83
00149613	D 80.425 JR W	219	00174133	D 20.486.022 MP3	32
00149713	D 80.420 W	44, 219	00174153	D 20.486.702 MP3	32
00150011	D 80.910.02 ZT	163	00174173	D 20.486.192 MP3	32
00150313	D 80.610.02 HR	44	00174211	D 20.572.64 T	83
00150813	D 80.610 HR W	44	00174311	D 20.573.64 T	83
00151113	D 80.610 V HR	44	00174411	D 20.574.64 T	83
00151141	B 20.6671.70 SI	86	00174511	D 20.575.64 T	83
00152211	D 20.245.02 T	84	00174713	D 20.485.02 RADIO	33
00152411	D 20.610.70 AT	87	00174813	D 20.485.64 RADIO	33
00152611	D 20.610.70 J	85	00174913	D 20.485.70 RADIO	33
00152711	D 20.610.70 MJ1 NA	88, 180	00175111	D 20.571.116.21	82
00152811	D 20.610.70 MJ2 NA	88, 180	00175311	D 20.572.116.21	82
00153411	D 20.610.70 TAE	88	00175411	D 20.573.116.21	82
00153611	D 20.610.70 TDO	87	00175511	D 20.574.116.21	82
00153711	D 20.610.70 TV	87	00175611	D 20.575.116.21	82
00154111	D 20.245.21 T	84	00176011	D 80.640 W	42
00154311	D 20.245.70 T	84	00176211	D 80.642 W	42
00154611	D 20.610.70 UAE/1 NA	88	00176411	D 80.644 W	43
00154711	D 20.610.70 UAE/2 NA	88	00176511	D 80.645 W	42
00155111	D 20.6511.70	86	00176811	D 80.640 KW	42
00155211	D 20.6611.70 LED/4	86	00176911	D 80.640 T W	42
00155311	D 20.6511.70 K	86	00177111	D 80.640 N GLK W	42
00155411	D 20.6511.70 NA	86	00177211	D 80.244 T W	44
00155811	D 20.670.70 ZV	88, 181	00177311	D 80.642 N GLK W	42
00155911	D 20.677.70	89	00177411	D 80.245 T W	44
00156041	B 20.6571.70 SI	86	00177611	D 80.244 JR W	44
00156421	H 20.1942.02 PA	164	00177811	D 80.655 W	42
00156513	D 20.490.70 LED/2	89	00177911	D 80.640 NA W	43
00157011	D 20.6611.42 NA SV LED/4	161	00178411	D 80.240 T JR W	44
00157111	D 20.244.02 T	84	00179211	D 20.571.125.21	82
00157413	D 20.810.70 HR	84	00179233	D 20.672.022 W MP3	32
00157711	D 20.244.21 T	84	00179253	D 20.672.702 W MP3	32
00157811	D 20.244.70 T	84	00179273	D 20.672.192 W MP3	32
00158011	D 20.6511.42 LED/4 NA SV	160	00179311	D 20.572.125.21	82
00158111	D 20.6511.33 LED/4 ZSV	161	00179333	D 20.672.022 B MP3	32
00158211	D 20.6511.33 LED/4 NA ZSV	161	00179353	D 20.672.702 B MP3	32



Number index by order no.

Order no.	Article no.	Page	Order no.	Article no.	Page
00179373	D 20.672.192 B MP3	32	00187791	D 20.673.200.702	93
00179411	D 20.573.125.21	82	00187811	D 80.645.02	42
00179433	D 20.673.022 W MP3	32	00187891	D 20.673.200.192	93
00179453	D 20.673.702 W MP3	32	00187911	D 80.655.02	42
00179473	D 20.673.192 W MP3	32	00187991	D 20.673.201.022	93
00179511	D 20.574.125.21	82	00188091	D 20.673.201.702	93
00179533	D 20.673.022 B MP3	32	00188191	D 20.673.202.702	93
00179553	D 20.673.702 B MP3	32	00188211	D 80.245.02 T	44
00179573	D 20.673.192 B MP3	32	00188291	D 20.673.202.192	93
00179611	D 20.575.125.21	82	00188391	D 20.673.203.022	93
00179871	D 20.486.192 LS	33	00188491	D 20.673.203.702	93
00179931	D 20.486.022 LS	33	00188511	D 80.244.02 T	44
00181311	D 20.571.111.70	82	00188591	D 20.673.220.022	94
00181411	D 20.572.111.70	82	00188613	D 80.450 FU-BLS W	209
00181511	D 20.573.111.70	82	00188691	D 20.673.220.192	94
00181611	D 20.574.111.70	82	00188713	D 80.450.02 FU-BLS	209
00181711	D 20.575.111.70	82	00188791	D 20.673.220.702	94
00182011	D 81.640 NA	43, 153	00188891	D 20.673.221.192	94
00182021	D 81.640.03 NA ROT	153	00188991	D 20.673.222.022	94
00182031	D 81.640.03 NA GRÜN	153	00189091	D 20.673.222.192	94
00182111	D 20.571.144.70	82	00189191	D 20.673.222.702	94
00182121	D 81.642.36 NA	153	00189211	D 80.240.02 T JR	44
00182141	D 81.640.03 GLK NA GRÜN	153	00189291	D 20.673.223.192	94
00182181	D 81.640.36 GLK NA	153	00189311	D 80.244.02 JR	44
00182211	D 20.572.144.70	82	00189391	D 20.673.240.192	95
00182311	D 20.573.144.70	82	00189491	D 20.673.241.022	95
00182411	D 20.574.144.70	82	00189591	D 20.673.242.702	95
00182511	D 20.575.144.70	82	00189613	D 80.455 FU-BLS W	209
00183111	D 80.571.03	42	00189691	D 20.673.243.022	95
00183211	D 80.572.03	42	00189713	D 80.455.02 FU-BLS	209
00183311	D 80.573.03	42	00189791	D 20.673.244.192	95
00183411	D 80.574.03	42	00189891	D 20.674.200.702	93
00183511	D 80.575.03	42	00189991	D 20.674.200.192	93
00183591	D 20.671.200.702	93	00190091	D 20.674.201.022	93
00183691	D 20.671.200.192	93	00190191	D 20.674.201.702	93
00183791	D 20.671.201.022	93	00190211	D 512	14
00183891	D 20.671.201.702	93	00190291	D 20.674.202.702	93
00183991	D 20.671.202.702	93	00190321	D 515/1	15
00184091	D 20.671.202.192	93	00190391	D 20.674.202.192	93
00184191	D 20.671.203.022	93	00190491	D 20.674.203.022	93
00184291	D 20.671.203.702	93	00190511	D 515	14
00184311	D 81.642 NA	43, 153	00190591	D 20.674.203.702	93
00184391	D 20.671.220.022	94	00190611	D 516	14
00184491	D 20.671.220.192	94	00190711	D 517	14
00184591	D 20.671.220.702	94	00190791	D 20.674.220.022	94
00184691	D 20.671.221.192	94	00190811	D 515 T	15
00184791	D 20.671.222.022	94	00190891	D 20.674.220.192	94
00184811	D 81.640.02	43	00190991	D 20.674.220.702	94
00184891	D 20.671.222.192	94	00191011	D 516/4 GL	14
00184991	D 20.671.222.702	94	00191091	D 20.674.221.192	94
00185091	D 20.671.223.192	94	00191191	D 20.674.222.022	94
00185191	D 20.671.240.192	95	00191211	D 512 GLK	15
00185291	D 20.671.241.022	95	00191291	D 20.674.222.192	94
00185391	D 20.671.242.702	95	00191391	D 20.674.222.702	94
00185491	D 20.671.243.022	95	00191491	D 20.674.223.192	94
00185591	D 20.671.244.192	95	00191591	D 20.674.240.192	95
00185691	D 20.672.200.702	93	00191691	D 20.674.241.022	95
00185791	D 20.672.200.192	93	00191711	D 81.512 VKHN	57
00185891	D 20.672.201.022	93	00191791	D 20.674.242.702	95
00185991	D 20.672.201.702	93	00191811	D 81.516 VKHN	57
00186091	D 20.672.202.702	93	00191891	D 20.674.243.022	95
00186191	D 20.672.202.192	93	00191911	D 81.556 VKHERZ	153
00186291	D 20.672.203.022	93	00191991	D 20.674.244.192	95
00186391	D 20.672.203.702	93	00192011	D 81.556.02/ROTVK	57
00186491	D 20.672.220.022	94	00192091	D 20.675.200.702	93
00186591	D 20.672.220.192	94	00192141	B 511	14
00186691	D 20.672.220.702	94	00192191	D 20.675.200.192	93
00186791	D 20.672.221.192	94	00192291	D 20.675.201.022	93
00186891	D 20.672.222.022	94	00192391	D 20.675.201.702	93
00186991	D 20.672.222.192	94	00192491	D 20.675.202.702	93
00187091	D 20.672.222.702	94	00192511	D 515 GL	14
00187111	D 80.640.02	42	00192611	D 516 GLK	15
00187191	D 20.672.223.192	94	00192691	D 20.675.202.192	93
00187291	D 20.672.240.192	95	00192791	D 20.675.203.022	93
00187311	D 80.640.02 NA	43	00192891	D 20.675.203.702	93
00187391	D 20.672.241.022	95	00192991	D 20.675.220.022	94
00187491	D 20.672.242.702	95	00193091	D 20.675.220.192	94
00187591	D 20.672.243.022	95	00193111	D 550	15
00187611	D 80.642.02	42	00193191	D 20.675.220.702	94
00187691	D 20.672.244.192	95	00193211	D 550/4	15
00187711	D 80.644.02	43	00193291	D 20.675.221.192	94



Number index by order no.

Order no.	Article no.	Page	Order no.	Article no.	Page
00193391	D 20.675.222.022	94	00219511	D 80.670/55 W	53, 182
00193491	D 20.675.222.192	94	00219611	D 80.670/55.02	53, 182
00193511	D 556	15, 153	00219711	D 80.670.02 ZV	53, 181
00193591	D 20.675.222.702	94	00219811	D 80.600.02 EMS	54, 136, 171
00193611	D 556 GLK	15	00226013	D 871 IR MP3	33
00193691	D 20.675.223.192	94	00230813	D 44 AD	27
00193711	D 550 GLK	15	00231713	D 80.6611 ÜS/25 W	162
00193791	D 20.675.240.192	95	00232413	D 80.6611 ÜS/25 ROT	162
00193891	D 20.675.241.022	95	00233013	D 80.6611.02 ÜS/25	162
00193911	D 80.556 GLK/24 ZW	153	00234413	D 405 R O.A.	39
00193991	D 20.675.242.702	95	00238853	D 80.610 USB SPVW	50
00194011	D 577	23, 129	00238873	D 95.610.19 USB SPV	76
00194091	D 20.675.243.022	95	00238933	D 95.610.70 USB SPV	76
00194191	D 20.675.244.192	95	00238953	D 1602/2.02 USB SPV O.A.	19, 50, 66, 76, 87, 102, 171
00194411	D 95.556.70 HC GLK	73	00238973	D 11.610.02 USB SPV	66
00194611	D 80.556.02 GLK/24 Z	153	00239033	D 80.610.02 USB SPV	50
00194711	D 80.556 HC GLKW	45	00239053	D 95.610.03 USB SPV	76
00194811	D 80.556.02 HC GLK	45	00239073	D 20.610.70 USB SPV	87
00194911	D 95.556.02 HC GLK	73	00239133	D 20.610.21 USB SPV	87
00197111	D 80.671 OR	152	00239153	D 20.610.022 USB SPV	102
00197211	D 80.672 OR	152	00239173	D 20.610.702 USB SPV	102
00197311	D 80.673 OR	152	00239233	D 20.610.192 USB SPV	102
00198621	H 516 GE ATT	108	00239421	H 80.6685.02	48
00198713	D 10 SH	28	00239721	H 80.6686.02	48
00198721	H 515 GE ATT	108	00239813	D 95.610.02 USB SPV	76
00199511	D 80.691.02	45	00239833	D 20.610.02 USB SPV	87
00199611	D 80.692.02	45	00240111	D 80.571.02	42
00199711	D 80.693.02	45	00240211	D 80.572.02	42
00200113	D 80.450 FU-BLS JR W	209	00240311	D 80.573.02	42
00200213	D 80.450.02 FU-BLS JR	209	00240411	D 80.574.02	42
00200313	D 80.455 FU-BLS JR W	209	00240511	D 80.575.02	42
00200413	D 80.455.02 FU-BLS JR	209	00241417	D 940 WS	37
00200911	D 80.675.02	42	00241517	D 940 WS-AE	37
00201011	D 80.674.02	42	00241617	D 940 RS	38
00201611	D 80.673.02	42	00241717	D 94 WS/RS	38
00201711	D 80.672.02	42	00243941	D 6511.02 SI USB	18, 50, 76, 102
00201811	D 80.671.02	42	00244061	D 6511.03 SI USB	18, 50, 76, 102
00202111	D 80.671 W	42	00244161	D 6511.70 SI USB	18, 76, 102
00202211	D 80.672 W	42	00246521	H 80.6685 W	48
00202311	D 80.673 W	42	00246611	D 80.6686 W	48
00202411	D 80.674 W	42	00248911	D 6611.36 ME WI	146, 165
00202511	D 80.675 W	42	00250221	H 622	185
00203611	D 80.671.02 WU	169, 196	00250521	H 625	185
00203711	D 80.672.02 WU	169, 196	00250621	H 626	185
00203811	D 80.673.02 WU	169, 196	00250721	H 627	185
00203913	D 80.450 FU-BLS N W	209	00251221	H 622 GLK	185
00204013	D 80.450.02 FU-BLS N	209	00251621	H 626 GLK	185
00204113	D 80.455 FU-BLS N W	209	00252121	H 655	185
00204213	D 80.455.02 FU-BLS N	209	00252541	B 6571.33 ME SI	148, 167
00204711	D 81.644 NA W	44	00252841	B 6571.36 ME SI	148, 167
00204811	D 81.640.02 GLK NA	43, 153	00253641	B 6571.36 ME LED/4 SI	148, 167
00204911	D 81.645.02 NA	43, 153	00254121	H 655 GLK	185
00205011	D 81.644.02 NA	44	00254211	D 6611.02 ME WI	146, 165
00205911	D 81.640.02 NA	43, 153	00254311	D 6611.33 ME WI	147, 166
00206011	D 81.642.02 NA	43, 153	00254411	D 6611.42 ME WI	147, 166
00207011	D 80.691 F W	45, 59	00255011	D 6611.02 ME	146, 165
00207111	D 80.691 W	45	00255111	D 6611.02 ME SI	146, 165
00207211	D 80.692 W	45	00255211	D 6611.02 ME GLK	146, 165
00207311	D 80.693 W	45	00255311	D 6611.02 ME GLK SI	146, 165
00207411	D 80.691 H W	45, 182	00255741	B 6671.02 ME GLK SI	148, 167
00207411	D 80.691 H W	183	00255841	B 6571.02 ME LED/4 SI	148, 167
00208013	D 434 O.A.	26	00255941	B 6571.33 ME LED/4 SI	148, 167
00209011	D 80.691.02 H	45, 182	00256011	D 6611.42 ME	147, 166
00209613	D 436 O.A.	26	00256111	D 6611.42 ME SI	147, 166
00209713	D 435 HAN O.A.	26	00256151	D 6611.02 ME LED/4 SI	146, 165
00210011	D 80.686 KLAR	45, 153	00256211	D 6611.42 ME GLK	147, 166
00210213	D 433 HAB O.A.	27	00256311	D 6611.42 ME GLK SI	147, 166
00210811	D 80.686 W	45	00256541	B 6671.42 ME GLK SI	148, 167
00210913	D 430 POT O.A.	27	00256741	B 6571.42 ME LED/4 SI	148, 167
00211113	D 433 HAB-60 O.A.	27	00257011	D 6611.33 ME	147, 166
00212411	D 80.670.02 K WU	196	00257111	D 6611.33 ME SI	147, 166
00212811	D 80.677 W	54	00257211	D 6611.33 ME GLK	147, 166
00213211	D 80.677.02 DIO	51	00257311	D 6611.33 ME GLK SI	147, 166
00213311	D 80.677.02	54	00257541	B 6671.33 ME GLK SI	148, 167
00213811	D 80.677 DIO W	51	00257617	D 941 LUX-REG	37
00215013	D 430 T-POT O.A.	27	00257821	D 6611.31 ME GLK	147, 166
00215511	D 81.640.02 GLK	43	00257917	D 941 LUX	37
00217113	D 435 HAB O.A.	27	00258041	B 6571.02 ME SI	148, 167
00218711	D 80.670.02 ZR	53, 181	00258541	B 6571.42 ME SI	148, 167
00219311	D 80.670 ZR W	53, 181	00258917	D 940 JRM	37
00219411	D 80.670 ZV W	53, 181	00259011	D 6611.36 ME	146, 165



Number index by order no.

Order no.	Article no.	Page	Order no.	Article no.	Page
00259111	D 6611.36 ME SI	146, 165	00305311	D 6633 WAB NA	193
00259311	D 6611.36 ME LED/4 SI	146, 165	00305411	D 620 LA WAB	194
00259421	H 626.02	185	00305641	B 6671 WAB SI	193
00259621	H 625.02	185	00305741	B 6671 WAB SI O. D.	194
00259721	H 6696.02	185	00306011	D 6620 WAB NA VS	192
00259811	D 6611.31 ME SI	147, 166	00306111	D 6620 WAB	192
00259821	H 6600.02 V	186	00306211	D 6632 WAB	193
00259921	H 6602.02	186	00306311	D 6633 WAB	193
00260623	D 431 HAN LED O.A.	26	00306411	D 6620 WAB SI	192
00263017	D 942 SPV	220	00306511	D 6622 WAB	193
00264411	D 6511.02 ME	146, 165	00306611	D 95.691.70	73
00264511	D 6511.33 ME	147, 166	00306811	D 6670/15 US WAB	193
00264611	D 6511.42 ME	147, 166	00306911	D 6670/20 US WAB	193
00264711	D 6511.02 ME SI	146, 165	00307011	D 6620 WAB NA	192
00264811	D 6511.33 ME SI	147, 166	00307111	D 6670/15 US WAB NA	193
00264911	D 6511.42 ME SI	147, 166	00307211	D 6670/20 US WAB NA	193
00266211	D 80.677.02-E	181	00307521	H 6665 WAB	192
00266311	D 80.677.02-EE	181	00307611	D 6666 WAB	192
00266811	D 80.677.02-H	181	00307811	D 6672/15 US WAB	193
00267811	D 80.677.02-S	181	00307911	D 6672/20 US WAB	193
00267911	D 80.677.02-SS	181	00308111	D 61	195
00268411	D 80.677.02-Z	52, 181	00308211	D 62	195
00269711	D 6511.42 ME LED/4	147, 166	00308311	D 63	195
00269811	D 6511.42 ME LED/4 SI	147, 166	00308541	B 655.02 WAB O. D.	190
00270111	D 80.571.36	152	00308641	B 655.02 WAB GLK O. D.	190
00270211	D 80.572.36	152	00308711	D 67	195
00270311	D 80.573.36	152	00308811	D 68	195
00270811	D 6511.33 ME LED/4	147, 166	00309011	D 6682/15 US WAB	193
00270911	D 6511.33 ME LED/4 SI	147, 166	00309111	D 6682/20 US WAB	193
00271111	D 6511.31 ME LED/4 SI	147, 166	00309411	D 6683/15 US WAB	193
00271431	H 432 HAN LED O.A.	26	00309511	D 620 MJ ATT/C WAB NA	194
00271611	D 6511.02 ME LED/4	146, 165	00309741	B 622.02 WAB O. D.	190
00271911	D 6511.36 ME LED/4	146, 165	00309811	D 95.540.70	70
00272011	D 6511.36 ME LED/4 SI	146, 165	00309911	D 95.545.70	71
00272311	D 6511.02 ME LED/4 SI	146, 165	00310011	D 95.540.70 GLK	71
00272431	H 432-2 HAN LED O.A.	26	00310211	D 95.540.70 K	71
00273541	B 6671.36 ME SI	148, 167	00310611	D 95.544.70	72
00274241	B 6671.36 ME GLK SI	148, 167	00310711	D 95.640.70	71
00275521	H 6695	185	00310811	D 95.642.70	71
00275621	H 6696	185	00310911	D 95.645.70	71
00276621	H 6696/2	185	00311011	D 95.644.70	72
00278111	D 695/14 O.H.	187	00311311	D 6621 WAB NA	192
00279013	D 439 HAB O.A.	27	00311513	D 95.810.70 HR	72
00280141	B 6671.02 ME SI	148, 167	00311811	D 95.610.70 J	73
00280541	B 6671.42 ME SI	148, 167	00312296	D 451 FU-E RTR O.T.	219
00285917	D 940/24 EM RÜ	37	00312711	D 625 WAB O. D.	194
00295241	B 6672 WAB SI	193	00312731	D 626 WAB GLK O. D.	194
00295341	B 6683 WAB SI	193	00312751	D 6632 WAB O. D.	194
00298111	D 80.571.33	152	00312771	D 6633 WAB O. D.	195
00298211	D 80.572.33	152	00312811	D 6622 WAB O. D.	194
00298311	D 80.573.33	152	00312893	D 95.605.70 RTR	79
00299111	D 80.571.42	152	00313211	D 95.610.70 TV NA	76
00299211	D 80.572.42	152	00313513	D 95.420.70	72, 219
00299311	D 80.573.42	152	00313611	D 95.610.70 AT	77
00299517	D 952 JRM	37	00313706	D 20.450.022 FU-RTR	215
00300211	D 622 WAB	191	00313716	D 20.450.702 FU-RTR	215
00300341	B 622 WAB O. D.	194	00313726	D 20.450.022 FU-RTR MS	215
00300441	B 626 WAB O. D.	194	00313736	D 20.450.702 FU-RTR MS	215
00300511	D 625 WAB	191	00313746	D 20.450.022 FU-RTS	215
00300611	D 626 WAB	191	00313756	D 20.450.702 FU-RTS	215
00300711	D 627 WAB	191	00313766	D 20.450.022 FU-RTR PT	216
00301211	D 622 WAB GLK	191	00313776	D 20.450.702 FU-RTR PT	216
00301611	D 626 WAB GLK	191	00314011	D 95.6511.70	74
00301811	D 6620 WAB O. D.	194	00314111	D 95.6511.70 NA	74
00302011	D 626 WAB HN	191	00314211	D 95.6511.70 K	75
00302111	D 626 WAB GL	191	00314311	D 95.6511.70 SI	74
00302211	D 622 WAB HN	191	00314611	D 95.6511.70 SI NA	74
00302611	D 626 WAB NA	191	00314811	D 95.6511.70 K SI	75
00303111	D 655 WAB	191	00314913	D 95.425.70 JR	219
00303241	B 655 WAB O. D.	194	00315111	D 95.571.70	70
00303341	B 655 WAB LED/4 O. D.	194	00315211	D 95.572.70	70
00303611	D 656 WAB	191	00315311	D 95.573.70	70
00304111	D 655 WAB GLK	191	00315411	D 95.574.70	70
00304341	B 6671.02 WAB SI O. D.	190	00315511	D 95.575.70	70
00304441	B 626.02 WAB O. D.	190	00315611	D 95.610.70 TAE NA	77
00304511	D 65 ROT	195	00316111	D 95.677.70	79
00304611	D 65 N	195	00316141	D 11.605.02 RTR	67
00304711	D 65 L	195	00316161	D 11.605.03 RTR	67
00305011	D 695 WAB O.H.	192	00316181	D 11.605.70 RTR	67
00305111	D 695/14 WAB O.H.	192	00316211	D 11.606.02 RTR	67
00305211	D 6632 WAB NA	193	00316231	D 11.606.03 RTR	67



Number index by order no.

Order no.	Article no.	Page	Order no.	Article no.	Page
00316241	D 11.477.03	67,219	00318751	D 11.610.02 MJ2 NA	67
00316251	D 11.606.70 RTR	67	00318831	B 11.6671.02 KSI	66
00316261	D 11.477.70	67,219	00318911	D 11.571.02	62
00316271	D 11.540.70	62	00318921	D 11.571.03	62
00316311	D 11.542.03	62	00318931	D 11.572.02	62
00316331	D 11.542.70	62	00318941	D 11.572.03	62
00316351	D 11.542.03 NA	62	00318951	D 11.573.02	62
00316371	D 11.542.70 NA	62	00318961	D 11.573.03	62
00316411	D 11.544.03	63	00318971	D 11.574.02	62
00316431	D 11.544.70	63	00318981	D 11.574.03	62
00316451	D 11.545.70	63	00319031	D 11.6511.70 SI	64
00316471	D 11.571.70	62	00319051	D 11.6511.02 K	64
00316531	D 11.572.70	62	00319071	D 11.6611.02 K	65
00316571	D 11.573.70	62	00319131	D 11.640.02	63
00316611	D 95.670.70 ZV	78,181	00319141	D 11.640.02 GLK	63
00316631	D 11.574.70	62	00319151	D 11.640.02 NA	63
00316651	D 11.640.03	63	00319161	D 11.642.02	63
00316671	D 11.640.03 GLK	63	00319171	D 11.642.02 GLK	63
00316761	D 11.640.03 NA	63	00319181	D 11.642.02 NA	63
00316781	D 11.642.03	63	00319321	D 11.540.03	62
00316831	D 11.642.03 GLK	63	00319331	D 11.545.03	63
00316851	D 11.642.03 NA	63	00319341	D 11.610.03 TV	66
00316871	D 11.640.70	63	00319353	D 11.810.03 HR	63
00316931	D 11.640.70 GLK	63	00319361	D 11.6511.03	64
00316951	D 11.640.70 NA	63	00319811	D 11.575.02	62
00316971	D 11.642.70	63	00319831	D 11.575.03	62
00317011	D 95.244.70 JR	72	00319851	D 11.575.70	62
00317031	D 11.642.70 GLK	63	00319871	D 11.610.02 J	63
00317051	D 11.642.70 NA	63	00319911	D 11.610.03 J	63
00317131	D 11.571/60.03	62	00319931	D 11.610.70 J	63
00317151	D 11.571/60.70	62	00319951	D 11.610.02 S3	63
00317211	D 95.670/60.70	79	00319971	D 11.610.03 S3	63
00317251	D 11.6512.03 SI	65	00320011	D 11.610.70 S3	63
00317271	D 11.6611.03	64	00320081	D 11.6511.70	64
00317316	D 451 FU-BM DE	214	00320091	D 11.620.02 HR	63
00317331	D 11.6611.03 K	65	00320111	H 11.1616.02	66
00317351	D 11.6611.03 SI	64	00320131	H 11.1616.03	66
00317371	D 11.670.03 ZV	67	00320151	H 11.1616.70	66
00317416	D 451 FU-BM	214	00320161	D 11.620.03 HR	63
00317471	D 11.6512.70 SI	65	00320213	D 450.02 FU-BLS	211
00317511	D 11.6611.70	64	00320313	D 450.02 FU-BLS JR	211
00317551	D 11.6611.70 SI	64	00320413	D 450.02 FU-BLS N	211
00317571	D 11.670.70 ZV	67	00320513	D 455.02 FU-BLS	211
00317633	D 11.810.70 HR	63	00320613	D 455.02 FU-BLS JR	211
00317711	D 95.542.70	70	00320713	D 455.02 FU-BLS N	211
00317991	D 11.6511.02 SI USB	18,66	00321321	D 11.6511.03 K	64
00318091	D 11.6511.03 SI USB	18,66	00321351	B 11.6671.03	65
00318201	D 11.6511.70 SI USB	18,66	00321371	B 11.6671.03 K	65
00318221	D 11.670.02 ZV	67	00321411	B 11.6671.03 KSI	66
00318231	D 11.610.02 TV	66	00321431	B 11.6671.03 SI	65
00318241	D 11.610.02 TAE	66	00321451	B 11.6671.70	65
00318251	D 11.542.02	62	00321471	B 11.6671.70 K	65
00318261	D 11.542.02 NA	62	00321481	D 11.6511.70 K	64
00318271	D 11.540.02	62	00321511	B 11.6671.70 KSI	66
00318281	D 11.540.02 NA	62	00321531	B 11.6671.70 SI	65
00318311	D 11.545.02	63	00321551	D 11.1858.03 UAE-C6	67
00318321	D 11.544.02	63	00321571	D 11.1858/8.03 UAE-C6	67
00318331	D 11.540.02 GLK	62	00321591	B 11.6571.03	65
00318341	D 11.6611.02	64	00321631	D 11.1858.70 UAE-C6	67
00318351	D 11.6511.02	64	00321651	D 11.1858/8.70 UAE-C6	67
00318361	D 11.542.02 GLK	62	00321671	D 11.540.03 GLK	62
00318371	D 11.571/60.02	62	00321691	B 11.6571.70	65
00318383	D 11.477.02	67,219	00321731	D 11.540.03 NA	62
00318391	D 11.6511.03 SI	64	00321751	D 11.540.70 GLK	62
00318413	D 11.810.02 HR	63	00321771	D 11.540.70 NA	62
00318421	D 11.610/2.02 KEY	171	00321791	B 11.6571.03 SI	65
00318441	B 11.6571.02	65	00321831	D 11.542.03 GLK	62
00318451	B 11.6571.02 SI	65	00321851	D 11.542.70 GLK	62
00318481	D 11.6512.02 SI	65	00321871	D 11.610.03 MJ1 NA	67
00318511	D 11.6611.02 SI	64	00321891	B 11.6571.70 SI	65
00318521	D 11.6511.02 SI	64	00321931	D 11.610.03 MJ2 NA	67
00318531	D 11.6611.70 K	65	00321951	D 11.610.70 MJ1 NA	67
00318541	B 11.6571.02 K	65	00321971	D 11.610.70 MJ2 NA	67
00318561	B 11.6671.02	65	00321991	B 11.6571.03 K	65
00318581	B 11.6671.02 K	65	00322061	B 11.6571.70 K	65
00318611	D 95.610.70 MJ1 NA	78,180	00322113	D 450.70 FU-BLS N	211
00318631	B 11.6671.02 SI	65	00322131	D 11.610.03 TAE	66
00318651	D 11.1858.02 UAE-C6	67	00322151	D 11.610.70 TAE	66
00318671	D 11.1858/8.02 UAE-C6	67	00322171	D 11.610.70 TV	66
00318711	D 95.610.70 MJ2 NA	78,180	00322231	D 11.610.03 USB SPV	66
00318731	D 11.610.02 MJ1 NA	67	00322251	D 11.610.70 USB SPV	66



Number index by order no.

Order no.	Article no.	Page	Order no.	Article no.	Page
00322413	D 455.70 FU-BLS N	211	00362211	D 80.672 WU W	169,196
00322451	D 11.450.02 FU-BLS	209	00362311	D 80.673 WU W	169,196
00322651	D 11.455.02 FU-BLS	209	00362611	D 80.6670/15 US K WU W	197
00322891	D 11.450.02 FU-BLS JR	210	00362711	D 80.6670/20 US K WU W	197
00323013	D 450.70 FU-BLS	211	00362811	D 80.6611 K WU NA W	197
00323113	D 450.70 FU-BLS JR	211	00362911	D 80.6611 K WU VS W	197
00323161	D 11.455.02 FU-BLS JR	210	00364113	D 450 FU-HS 4	213
00323213	D 455.70 FU-BLS	211	00364316	D 451 FU-EBI O.T.	222
00323313	D 455.70 FU-BLS JR	211	00364336	D 452 FU-EBI O.T.	226
00323413	D 450.022 FU-BLS	211	00364356	D 452 FU-EBI JR O.T.	227
00323461	D 11.450.02 FU-BLS N	209	00364376	D 451 FU-BEBI	223
00323513	D 450.022 FU-BLS JR	211	00364476	D 451 FU-EBI PF O.T.	225
00323613	D 450.022 FU-BLS N	211	00364516	D 451 FU-EBI UP O.A.	224
00323713	D 455.022 FU-BLS	211	00364536	D 452 FU-EBI JR UP O.A.	228
00323761	D 11.455.02 FU-BLS N	210	00364576	D 4511 FU-EBIM ST	229
00323813	D 455.022 FU-BLS JR	211	00364936	D 450 FU-HS 128	213
00323913	D 455.022 FU-BLS N	211	00364956	D 450 FU-SP 2	213
00324613	D 450.56	210	00365506	D SR65 LI	213
00324867	D 451 FU-E MSA2	218	00366536	D 451 FU-EBIM O.T.	222
00324873	D 452 FU 2REG	221	00366556	D 452 FU-EBIM O.T.	226
00324886	D 451 FU E MSA3	218	00366576	D 452 FU-EBIM JR O.T.	227
00331526	THANOS SR rH L white Mvolt	216	00366616	D 451 FU-BEBIM	223
00331536	THANOS SR rH L black Mvolt	216	00366656	D 451 FU-EBIM UP O.A.	224
00331546	THANOS SR rH LQ white Mvolt	216	00366676	D 452 FU-EBIM JR UP O.A.	228
00331556	THANOS SR rH LQ black Mvolt	216	00366711	D 80.6611.03 K WU LED/4 NA	197
00331566	THANOS SR rH S white Mvolt	216	00367021	H 80.1942 PAK WU W	169
00331576	THANOS SR rH S black Mvolt	216	00367113	D 450 FU FK	212
00331586	THANOS SR rH SQ white Mvolt	216	00369011	D 80.6620 WU W	197
00331596	THANOS SR rH SQ black Mvolt	216	00370013	D 493 O.A.	28
00331606	LC-SR04	217	00370113	D 492 AN O.A.	28
00331616	SR04	217	00372313	D 80.477 W	219
00331626	SR04P	217	00372413	D 80.477.02	219
00331636	SR04PS	217	00372613	D 20.477.02	219
00331646	SR04PST	217	00372633	D 20.477.192	219
00331656	LC-SR04 rH	217	00372653	D 20.477.702	219
00331666	SR04 rH	217	00372713	D 95.450.02 FU-BLS	210
00331676	SR04P rH	217	00372813	D 95.450.70 FU-BLS	210
00331686	SR04 CO2	217	00372913	D 95.450.02 FU-BLS JR	210
00333511	D 6632 WAB NA LED/4	193	00373013	D 95.450.70 FU-BLS JR	210
00333911	D 6620 WAB NA LED/4	192	00376721	H 80.1616 N W	56
00335711	D 80.610/2.02 KEY	171	00376921	H 80.1616.02 N	56
00335731	D 80.610/2 KEY W	171	00377806	D 450 ANT AX	219
00335751	D 20.610/2.02 KEY	171	00377816	D 450 ANT	220
00335811	D 20.610/2.70 KEY	171	00377836	D 454 FU-SPV 4REG	220
00335831	D 20.610/2.022 KEY	103,171	00377856	D 454 FU-2REG	220
00335871	D 20.610/2.702 KEY	103,171	00377876	D 451 FU-DM UN 2REG	221
00335931	D 95.610/2.03 KEY	171	00377937	D 454 FU-JR 2REG	221
00335951	D 95.610/2.19 KEY	171	00378813	D 95.455.02 FU-BLS	210
00343856	D 450/61.022 FU-BLS JR	212	00378913	D 95.455.70 FU-BLS	210
00343866	D 450/61.022 FU-BLS N	212	00379013	D 95.455.02 FU-BLS JR	210
00343876	D 450/61.022 FU-BLS	212	00379113	D 95.455.70 FU-BLS JR	210
00343886	D 455/61.022 FU-BLS N	212	00381856	D 20.450.022 FU-BLS HC	213
00343896	D 455/61.022 FU-BLS	212	00381886	D 20.450.02 FU-BLS HC	213
00343906	D 455/61.022 FU-BLS JR	212	00381946	D 20.450.21 FU-BLS HC	213
00354111	D 80.640.02 WU	196	00381966	D 20.450.70 FU-BLS HC	213
00354311	D 80.640.02 WU NA	196	00381986	D 20.450.192 FU-BLS HC	213
00354811	D 80.640.02 WU GLK	196	00382046	D 20.450.702 FU-BLS HC	213
00354911	D 80.642.02 WU	196	00384413	D 20.450.02 FU-BLS	208
00355111	D 80.642.02 WU GLK	196	00384513	D 20.450.21 FU-BLS	208
00355411	D 80.645.02 WU	196	00384613	D 20.450.70 FU-BLS	208
00355511	D 80.655.02 WU	196	00384713	D 20.450.02 FU-BLS JR	208
00355611	D 80.6611.02 K WU	196	00384813	D 20.450.21 FU-BLS JR	208
00355711	D 80.6611.02 K WU NA	197	00384913	D 20.450.70 FU-BLS JR	208
00355811	D 80.6611.02 K WU VS	197	00385713	D 20.455.02 FU-BLS	208
00356411	D 80.6611.02 K WU SI	197	00385813	D 20.455.21 FU-BLS	208
00356511	D 80.6611.02 K WU LED/4	197	00385913	D 20.455.70 FU-BLS	208
00357011	D 80.6611.02 K WU NA LED/4	197	00386013	D 20.455.02 FU-BLS JR	208
00357111	D 80.6620.02 WU	197	00386113	D 20.455.21 FU-BLS JR	208
00360011	D 80.640 WU W	196	00386313	D 20.455.70 FU-BLS JR	208
00360211	D 80.642 WU W	196	00386621	H 1626	187
00360511	D 80.645 WU W	196	00387221	H 1622 WAB	193
00360611	D 80.640 WU NA W	196	00387621	H 1626 WAB	193
00360711	D 80.655 WU W	196	00389013	D 492 AB O.A.	28
00360911	D 80.670 K WU	196	00390311	D 623 WAB	191
00361011	D 80.640 WU GLK W	196	00390411	D 626/4 WAB	191
00361211	D 80.642 WU GLK W	196	00390511	D 655/4 WAB	191
00361311	D 80.6611 K WU SI W	197	00390611	D 626/6 WAB	191
00361711	D 80.6611.03 K WU LED/4	197	00390711	D 6621 WAB	192
00361741	B 95.6671.70 SI	75	00390811	D 625 T WAB	191
00362011	D 80.6611 K WU W	196	00390911	D 629 T WAB	192
00362111	D 80.671 WU W	169,196	00391211	D 690/2 KLAR	54,104



Number index by order no.

Order no.	Article no.	Page	Order no.	Article no.	Page
00391311	D 690/3 ROT	54, 104	00452311	D 80.6611.02 LED/4	46
00391411	D 690/4 GRÜN	54, 104	00452411	D 80.6611.02 NA LED/4	46
00395561	D 431 DALI O.A.	26	00452511	D 80.6511.02 LED/4 NA	47
00397211	D 1505/2	54	00455711	D 80.6611.03 LED/4	46
00397211	D 1505/2	187	00456211	D 6211.36 EMS SI WI	133
00397411	D 1505/4	54	00456711	D 6212.36 EMS SI WI	133
00397411	D 1505/4	187	00460811	D 80.6611 SI W	46
00398211	D 1500/2	54	00462211	D 622.02 WAB	189
00398211	D 1500/2	187	00462511	D 625.02 WAB	189
00398311	D 1500/3	54	00462611	D 626.02 WAB	189
00398311	D 1500/3	187	00462911	D 629.02 T WAB	189
00398411	D 1500/4	54	00463111	D 655.02 WAB	189
00398411	D 1500/4	187	00463211	D 622.02 WAB GLK	189
00400311	D 6211.33 EMS SI WI	133	00463611	D 626.02 WAB GLK	189
00400411	D 6211.42 EMS SI WI	133	00464011	D 6620.02 WAB NA VS	190
00401441	B 6271.33 EMS SI	133	00464111	D 655.02 WAB GLK	189
00401541	B 6271.42 EMS SI	133	00465011	D 695.02 WAB O.H.	189
00401611	D 610.02 MJ12 EMS/67,5	135, 183	00465111	D 695/14.02 WAB O.H.	189
00401741	B 6271.36 EMS SI	133	00465441	B 80.6571.02 SI	50
00402041	B 6271.33 EMS SI WI	134	00465541	B 80.6571.02 NA SI	152
00402141	B 6271.42 EMS SI WI	134	00465541	B 80.6571.02 SI NA	50
00402241	B 6271.36 EMS SI WI	134	00465641	B 80.6571 SI W	50
00402511	D 6212.33 EMS SI	132	00465741	B 80.6571 NA SI W	59
00402611	D 6212.42 EMS SI	132	00465741	B 80.6571 NA SI W	152
00402711	D 6212.36 EMS SI	132	00465741	B 80.6571 SI NA W	50
00403511	D 6213.33 EMS SI	132	00465941	B 80.6671 K WU NA SI W	197
00403711	D 6213.36 EMS SI	132	00466111	D 6620.02 WAB	189
00405141	B 6273.33 EMS SI	133	00466211	D 6632.02 WAB	190
00405241	B 6273.42 EMS SI	133	00466311	D 6633.02 WAB	190
00405341	B 6273.36 EMS SI	133	00466511	D 6622.02 WAB	190
00405741	B 6273.33 EMS SI WI	134	00466611	D 6620.02 WAB NA	190
00405841	B 6273.42 EMS SI WI	134	00466711	D 6632.02 WAB NA	190
00405941	B 6273.36 EMS SI WI	134	00466811	D 6620.02 WAB SI	189
00406341	B 6272.33 EMS SI	133	00467141	B 80.6571.36 LED/4 NA SI	157
00406441	B 6272.42 EMS SI	133	00467611	D 6666.02 WAB	189
00407041	B 6272.33 EMS SI WI	134	00467841	B 80.6671 SI W	49
00407341	B 6272.42 EMS SI WI	134	00469041	B 80.6671 K SI W	49
00407441	B 6272.36 EMS SI WI	134	00469241	B 80.6671 K SI NA W	49
00411041	B 80.6671 NA SI GRÜN	155	00469341	B 80.6571 K WU SI W	197
00411141	B 80.6671 NA SI ROT	157	00469441	B 80.6571.02 K WU SI	197
00411241	B 80.6671 NA SI OR	156	00469541	B 80.6671 K WU SI W	197
00414111	D 6211.02 EMS SI	132	00469641	B 80.6671 SI NA LED/4 W	49
00414211	D 6211.02 EMS SI WI	133	00471141	B 80.6671 K LED/4 SI W	49
00414341	B 6271.02 EMS SI	133	00471511	D 80.6670.02 GB	49
00414441	B 6271.02 EMS SI WI	134	00471811	D 80.6670 GB W	49
00414511	D 6212.02 EMS SI	132	00471911	D 80.6672/20.02 US	49
00414611	D 6212.02 EMS SI WI	133	00472011	D 80.6670/15.02 US	48
00414741	B 6272.02 EMS SI	133	00472111	D 80.6670/20.02 US	48
00414841	B 6272.02 EMS SI WI	134	00472211	D 80.6670/20.02 US K	48
00414911	D 6213.02 EMS SI	132	00472811	D 80.6670/15 US W	48
00415011	D 6213.02 EMS SI WI	133	00473811	D 80.6670/20 US W	48
00415141	B 6273.02 EMS SI	133	00476011	D 6672 DO	49
00415241	B 6273.02 EMS SI WI	134	00476811	D 80.6672/15 US W	49
00415611	D 610.02 LU/2 EMS/4,7	135, 183	00477811	D 80.6672/20 US W	49
00415911	D 62 Z	134	00478011	D 80.6670/15 US UB W	59
00416211	D 677.02 EMS	136	00478811	D 80.6670/15 US KW	48
00416311	D 677.02 EMS/22,5	136	00479521	H 80.6412 SI W	47
00417221	H 1741.02 PA EMS	136	00479621	H 80.6412.02 SI	47
00418111	D 20.600.022 EMS	104, 136, 171	00479811	D 80.6670/20 US KW	48
00419411	D 610.02 KT-LEX EMS/22,5	135, 182	00480121	H 6600 V	186
00423111	D 610.02 MJ1 EMS/67,5	135, 183	00480941	B 80.6671 NA SI W	49, 59, 152
00423211	D 610.02 MJ2 EMS/67,5	135, 183	00481041	B 80.6671 SI ROT	157
00423311	D 610.02 MJ3 EMS/67,5	135, 183	00481211	D 80.6671.02 CH SI	50
00423411	D 610.02 MJ4 EMS/67,5	135, 183	00482241	B 80.6671.02 K SI LED/4	49
00423511	D 610.02 MJ5 EMS/67,5	135, 183	00482341	B 80.6671.02 SI LED/4	49
00423711	D 610.02 MJ7 EMS/67,5	135, 183	00482441	B 80.6571.33 LED/4 NA SI	156
00424211	D 610.02 MJ10 EMS/67,5	135, 183	00482541	B 80.6571.42 LED/4 NA SI	155
00427211	D 20.600.02 EMS	89, 136, 171	00482721	H 80.6412 W	47
00427931	H 80.1942.02 PA NA	164	00482821	H 80.6412.02	47
00428121	H 80.1942.02 PA K	164	00482921	H 80.6512 W	47
00428831	H 80.1942 PA NA W	164	00483041	B 80.6671 SI GRÜN	155
00429011	D 610.02 MJ ATT EMS/C	135, 183	00483141	B 80.6671 SI OR	156
00429821	H 80.1942 PA KW	164	00483241	B 80.6671.36 SI LED/4	157
00446811	D 80.6611.03 K NA LED/4	47	00483341	B 80.6671.42 SI LED/4	155
00447311	D 80.6611.03 K LED/4	47	00483541	B 80.6671.36 SI NA LED/4	157
00447811	D 80.6611.03 NA LED/4	46	00483641	B 80.6671.42 SI NA LED/4	155
00448811	D 80.6611/4 W	47	00483841	B 80.6671.03 SI LED/4	49
00449761	B 80.6671.02 SI NA LED/4	49	00483941	B 80.6671.02 SI	49
00450811	D 80.6611 W	46	00484041	B 80.6671.02 K SI	49
00452011	D 80.6611.02 K NA LED/4	47	00484141	B 80.6671.02 K SI NA	49
00452211	D 80.6611/4.02	47	00484241	B 80.6671.02 K WU SI	197



Number index by order no.

Order no.	Article no.	Page	Order no.	Article no.	Page
00484561	B 80.6671.02 KWU SI NA	197	00526811	D 80.677-EEW	181
00485111	D 6650	186	00529811	D 80.677-ZW	52,181
00489011	D 80.6513.36	156	00551711	D 80.6611 NA ROT	157
00489441	B 80.6671.02 NASI	49, 59, 152	00551811	D 80.6611.36 NA LED/4	157
00490221	H 80.6512 SI/572 W	48	00552111	D 80.671 ROT	152
00490321	H 80.6512 SI/572.02	48	00552211	D 80.672 ROT	152
00490521	H 80.6512 WI W	47	00552311	D 80.673 ROT	152
00490621	H 80.6512.02 WI	47	00552611	D 80.691 ROT	153
00490811	D 80.6612 W	48	00553111	D 80.571.31	152
00491511	D 80.6612.02	48	00553211	D 80.572.31	152
00491611	D 80.6512 SI W	47	00553311	D 80.573.31	152
00491711	D 80.6512.02 SI	47	00554311	D 80.673 GELB	152
00491821	H 80.6512.02	47	00555011	D 80.6611 ROT	157
00493811	D 80.6612 SI W	48	00555221	D 80.6611 K ROT	157
00494211	D 80.6612.02 SI	48	00564111	D 80.671 GRÜN	152
00494811	D 6652.02 SI BF	186	00564211	D 80.672 GRÜN	152
00495021	H 6602	186	00564311	D 80.673 GRÜN	152
00495321	H 6602/HAF-N	186	00567011	D 80.6611 GRÜN	155
00495911	D 80.6512/3 W	48	00567121	D 80.6611 SI GRÜN	155
00496111	D 80.6512/3.02	48	00567221	D 80.6611 K GRÜN	155
00496211	D 80.6513 W	48	00567311	D 80.6611.42 LED/4	155
00496311	D 80.6513.02	48	00567421	D 80.6611 NA OR	156
00497111	D 6652	186	00567531	D 80.6511.31 SI NA	157
00498211	D 6513.02	48	00567921	D 80.6611 NA GRÜN	155
00498811	D 6513	48	00568011	D 80.6611.42 K NA LED/4	155
00506211	D 80.610 UAE/1-N W	51	00568211	D 80.6611.42 NA LED/4	155
00506411	D 80.610.02 UAE/1-N	51	00572111	D 2758.02 UAE-C6	135,182
00506511	D 80.610 UAE/2-N W	51	00572211	D 2758.21 UAE-C6	135,182
00506711	D 80.610.02 UAE/2-N	51	00572311	D 2758.70 UAE-C6	135,182
00507011	D 6303	187	00572311	D 2758.70 UAE-C6	183
00508511	D 6313	48	00574811	D LED 505/230 GRÜN	23
00510311	D 80.610.02 TAE	51	00574851	D LED 505/230 W	23
00510811	D 80.610 TAE W	51, 59	00575011	D GL 505	23
00511911	D 677.21 EMS	136	00575111	D GLÜ 505/12	23
00512011	D 677.21 EMS/22.5	136	00575211	D GLÜ 505/24	23
00512111	D 6211.21 EMS SI	132	00575311	D LED 505/12	23
00512211	D 6212.21 EMS SI	132	00575411	D LED 505/24	23
00512311	D 6213.21 EMS SI	132	00575841	B GL 6671	23
00512511	D 6211.21 EMS SI WI	133	00576041	B 601 WAB DO	195
00512611	D 6212.21 EMS SI WI	133	00576241	B 603 WAB DO	195
00512711	D 6213.21 EMS SI WI	133	00576341	B 602/2 WAB DO	195
00512811	D 80.677-SS W	181	00576441	B 601.02 WAB DO	190
00512941	B 6271.21 EMS SI	133	00576541	B 603.02 WAB DO	191
00513041	B 6272.21 EMS SI	133	00576641	B 602/2.02 WAB DO	191
00513141	B 6273.21 EMS SI	133	00578941	B LED 6671/4	23
00513241	B 6271.21 EMS SI WI	134	00579011	D GL 613/230	23
00513341	B 6272.21 EMS SI WI	134	00579411	D 95.70 JR	79,182
00513541	B 6273.21 EMS SI WI	134	00579513	D 45 KF	212
00513631	D 610.02 MJ1/22.5 EMS	171	00580111	D GL 6611	23
00513651	D 610.21 MJ1/22.5 EMS	171	00580611	D LED 6511/4	23
00513811	D 80.677-E W	181	00580661	D LED 6611/4	23
00515911	D 677.70 EMS	136	00581611	D 95.02 JR	79,182
00516011	D 677.70 EMS/22.5	136	00581811	D GL 613/400	23
00516111	D 6211.70 EMS SI	132	00582111	D 490/220	192
00516211	D 6212.70 EMS SI	132	00582611	D 29.02	64, 74, 100, 144
00516311	D 6213.70 EMS SI	132	00583911	D 72.02	54, 182
00516511	D 6211.70 EMS SI WI	133	00584011	D 655 N	43, 185
00516611	D 6212.70 EMS SI WI	133	00584311	D 655 ROT	43, 185
00516711	D 6213.70 EMS SI WI	133	00584421	H 27.02	46
00516811	D 80.677-H W	181	00584521	H 60 JR	16
00516941	B 6271.70 EMS SI	133	00584711	D 655 L	43, 185
00517041	B 6272.70 EMS SI	133	00584811	D 655 K	43, 185
00517141	B 6273.70 EMS SI	133	00584911	D 655 T	43, 185
00517241	B 6271.70 EMS SI WI	134	00585011	D 26.02	46, 64, 74, 100
00517341	B 6272.70 EMS SI WI	134	00585111	D 41	46
00517441	B 6273.70 EMS SI WI	134	00585211	D 42	46
00517511	D 6211.33 EMS SI	132	00585311	D 43	46
00517611	D 6212.33 EMS SI WI	133	00585511	D 26.19	74, 100
00517711	D 6213.33 EMS SI WI	133	00587111	D 31	185
00517911	D 6211.36 EMS SI	132	00587211	D 32	185
00518011	D 6213.36 EMS SI WI	133	00587311	D 33	185
00518141	B 6272.36 EMS SI	133	00587611	D 26.03	46, 74
00518311	D 6211.42 EMS SI	132	00587721	H 27 W	46
00518411	D 6213.42 EMS SI	132	00589111	D 91 VS	46, 190, 192, 197
00518511	D 6212.42 EMS SI WI	133	00589311	D 80 KT-LU/2	52, 176
00518611	D 6213.42 EMS SI WI	133	00592911	D 80 KT-Z	52, 176
00524211	D 2721.02 E	132	00593011	D 84 KT-MJ4	52, 176
00524411	D 2721.70 E	132	00593511	D 81 KTU-Z	52, 77, 176
00524911	D 2723.02 E	132	00593611	D 81 KTU-E	176
00525011	D 2723.21 E	132	00594511	D 81 KTU-D	176
00525811	D 80.677-S W	181	00594611	D 81 KTU-DD	176



Number index by order no.

Order no.	Article no.	Page	Order no.	Article no.	Page
00594811	D 81 KTU-TT	176	00618111	D 771.19	143
00596201	D LED 6000/4	23	00618211	D 772.19	143
00598411	D 83 KT-DD	52, 176	00618311	D 773.19	143
00600111	D 711.02	140	00618511	D 791.19	144
00600211	D 712.02	140	00618611	D 791.19 F	144
00600311	D 712.02 GLK	140	00618711	D 792.19	144
00600411	D 715.02 T	140	00618811	D 777.19	143
00600511	D 715.02	140	00618911	D 71.19 ME	144
00600611	D 716.02	140	00619011	D 72.19 ME	144
00600911	D 771.02 NA	143, 146, 165	00621011	D 6711.70	141
00601111	D 750.02	140	00621211	D 6711.70 K	141
00601211	D 752.02	140	00621311	D 6711.70 SI	141
00601611	D 1758/8.02 UAE	142	00621611	D 6771.70 GB	142
00601811	D 6771.02 CH SI	142	00622011	D 6771.70 K SI	141
00602011	D 6711.02	141	00622211	D 6771.70 SI	141
00602111	D 6711.02 K	141	00622411	D 711.70	140
00602211	D 6711.02 SI	141	00622511	D 712.70	140
00602311	D 6711.02 WI	141	00622611	D 712.70 GLK	140
00602411	D 6771.02 GB	142	00622811	D 715.70	140
00602511	D 6770/15.02 US	141	00622911	D 715.70 T	140
00602711	D 6771.02 K SI	141	00623011	D 716.70	140
00602811	D 6771.02 SI	141	00623411	D 72.70 ME	144
00603011	D 710/2.02 KEY	143, 171	00623441	D 714.70 T	141
00603041	D 710/2.19 KEY	143, 171	00623511	D 750.70	140
00603081	D 710/2.12 KEY	143, 171	00623711	D 771.70	143
00603111	D 771.02	143, 146, 165	00623811	D 772.70	143
00603211	D 772.02	143, 146, 165	00623911	D 773.70	143
00603311	D 773.02	143, 146, 165	00624011	D 777.70	143
00603451	D 714.02 T	141	00624111	D 791.70	144
00603511	D 791.02	144	00624211	D 791.70 F	144
00603611	D 791.02 F	144	00624311	D 792.70	144
00603711	D 792.02	144	00624811	D 710.02 UAE/2	142
00603811	D 777.02	143	00625111	D 711.60	140
00603911	D 71.02 ME	144	00625211	D 712.60	140
00604411	D 701 DO F	144	00625611	D 716.60	140
00604611	D 701 DO DZ	144, 145	00625811	D 752.70 GLK	140
00604811	D 72.02 ME	144	00626111	D 750.60	140
00604911	D 701 DO	144, 145	00626711	D 71.02 NA	145
00606311	D 6771.02 CH-S SI	142	00626811	D 71.33 NA	145
00608011	D 6771.02 K CH-S SI	142	00627111	D 6711.60 K	141
00609711	D 703 DO	144	00627211	D 71.42 NA	145
00609811	D 702-2 DO	144	00627311	D 70.42 NA	148, 167
00609911	D 702 DO	144	00628111	D 771.60	143
00610111	D 711.13	140	00628211	D 772.60	143
00610211	D 712.13	140	00628311	D 773.60	143
00610611	D 716.13	140	00629411	D 70.02 NA	148, 167
00610911	D 70 AR4	145	00629511	D 70.33 NA	148, 167
00611011	D 70 AR6	145	00629611	D 70.36 NA	148, 167
00611311	D 701 TR	145, 167	00632311	D 6711.42 K	148, 167
00611411	D 70 AR5	145	00632411	D 6711.33 K	148, 167
00612011	D 6711.13	141	00632611	D 71.36 NA	145
00612211	D 6711.13 SI	141	00634111	D 6711.02 WI LED/4	141
00612511	D 6711.02 K SI	141	00635111	D 77/1 CL	144
00612531	D 6771/16.02 CH-S	142	00635211	D 77/2 CL	144
00613111	D 771.13	143	00635411	D 6711.12 NA WI WES	145
00613211	D 772.13	143	00635811	D 6711.12 WI WES	145
00613311	D 773.13	143	00636411	D 6711.02 NA WI WES	145
00613511	D 791.13	144	00636611	D 6711.33 NA WI WES	145
00613611	D 791.13 F	144	00636811	D 6711.42 NA WI WES	145
00613711	D 792.13	144	00636911	D 6711.02 NA WES	145
00613811	D 777.13	143	00640111	D 781.02	143
00615111	D 711.19	140	00640211	D 782.02	143
00615211	D 712.19	140	00642711	D 6711.33 WI WES	145
00615311	D 712.19 GLK	140	00642811	D 6711.42 WI WES	145
00615411	D 715.19 T	140	00642911	D 6711.02 WI WES	145
00615511	D 715.19	140	00648711	D 6711.02 WES	145
00615611	D 716.19	140	00676811	D 771.31	146, 165
00615811	D 710.02 MJ ATT/B	142, 176	00676911	D 772.31	146, 165
00615911	D 710.02 MJ ATT/C	143, 176	00677011	D 771.42 NA	146, 165
00616111	D 750.19	140	00677111	D 771.42	146, 165
00616211	D 752.19	140	00677211	D 772.42	146, 165
00616611	D 1758/8.19 UAE	142	00677311	D 771.33 NA	146, 165
00616811	D 6771.19 CH SI	142	00677411	D 771.33	146, 165
00617011	D 6711.19	141	00677511	D 772.33	146, 165
00617111	D 6711.19 K	141	00677711	D 771.36	146, 165
00617211	D 6711.19 SI	141	00677811	D 772.36	146, 165
00617311	D 6711.19 WI	141	00677911	D 771.36 NA	146, 165
00617411	D 6771.19 GB	142	00700011	D 80.640 UBW	58
00617511	D 6770/15.19 US	141	00700211	D 80.642 UBW	58
00617711	D 6771.19 K SI	141	00700511	D 80.645 UBW	58
00617811	D 6771.19 SI	141	00700611	D 80.655 UBW	58



Number index by order no.

Order no.	Article no.	Page	Order no.	Article no.	Page
00701011	D 80.640 UB GLKW	58	00787711	D 95.610.19 UAE/2-N	77
00702011	D 80.610TV UB W	59	00788011	D 95.610.70 UAE/2-N	77
00702911	D 80.671/100 W	45	00788821	D 80.6511.02 SI NA LED/4	47
00703011	D 80.671/100 UB W	58, 152	00788861	D 80.6511.42 SI NA LED/4	155
00703111	D 80.671 UB W	58	00788871	D 80.6511.36 SI NA LED/4	157
00703211	D 80.672 UB W	58	00790011	D 80.6511 V	58
00703311	D 80.673 UB W	58	00790511	D 80.6511.02 SI	46
00704311	D 80.6511 UB W	58	00790621	H 80.6511.03 EK6	154
00704411	D 80.6511 UB SI W	58	00790721	D 80.6511.02 EK6	154
00704511	D 80.6511 UB SI NAW	58	00790811	D 80.6511 W	46
00704521	H 80.1960 UB W	59	00791011	D 80.6511 VSI	58
00704711	D 80.6611.03 UB SI NA LED/4	59	00791211	D 80.6511 SI NAW	46
00705011	D 80.6611 UB SI NA GRÜN SV	154	00791311	D 80.6511.02 SI NA	46
00705711	D 80.671.02 UB	58	00791331	D 80.6511.36 NA SI	157
00705811	D 80.672.02 UB	58	00791351	D 80.6511.42 SI NA	155
00705911	D 80.673.02 UB	58	00791371	D 80.6511.33 NA SI	156
00706111	D 80.610.02 TV UB	59	00791511	D 80.6511.02 WI	46
00706311	D 80.6511.02 UB	58, 152	00791811	D 80.6511 SI W	46
00706411	D 80.6511.02 UB SI	58	00792011	D 80.6511.02	46
00706511	D 80.6511.02 UB SI NA	58	00792221	D 80.6511.02 SI EK6	154
00707511	D 80.640.02 UB	58	00792511	D 80.6511.02 K	46
00707611	D 80.642.02 UB	58	00792621	D 80.6511.02 SI NA EK6	154
00707711	D 80.671/100.02	45	00792811	D 80.6511 KW	46
00707811	D 80.671/100.02 UB	58, 152	00793011	D 80.6511.02 K NA	46
00708411	D 80.645.02 UB	58	00793311	D 80.6511.02 K SI	46
00708511	D 80.640.02 UB GLK	58	00793511	D 80.6511.02 K VS	46
00731811	D 80.610 SC/2 W	52, 180	00793711	D 80.6511 WI W	46
00731911	D 80.610.02 SC/2	52, 180	00793811	D 80.6511 NA W	46
00734411	D 80.610 RDM W	52, 180	00794011	D 80.6511 K NA W	46
00734511	D 80.610.02 RDM	52, 180	00794211	D 80.6511 K SI W	46
00737711	D 80.610 LU/2 W	53, 180	00794411	D 80.6511 K VS W	46
00737711	D 53 80.610 LU/2 W	53	00794611	D 80.6511.02 NA	46
00737811	D 80.610.02 LU/2	53, 180	00795011	D 80.6511 ROT	156
00740011	D 600 MJ1	19, 179	00795111	D 80.6511 GRÜN	155
00740111	D 600 MJ2	19, 179	00795311	D 80.6511 ROT EDV	156
00740211	D 600 MJ3	19, 179	00795511	D 80.6511 NA ROT	156
00740321	H 80.677.02-TT	53	00795611	D 80.6511 NA GRÜN	155
00740711	D 600 MJ4	19, 179	00796011	D 80.6511 SI ROT	156
00740821	H 80.677-TT W	53	00796121	D 80.6511 SI GRÜN	155
00741111	D 600 MJ5	19, 179	00796511	D 80.6511 K ROT	156
00741811	D 80.610 AMP W	53	00797111	D 95.571.19.61	70
00742011	D 80.610.02 AMP	53	00797211	D 95.572.19.61	70
00742111	D 600 MJ7	20, 179	00797311	D 95.573.19.61	70
00742211	D 600 MJ8	20, 179	00797411	D 95.574.19.61	70
00742511	D 600 MJ9	20, 179	00797511	D 95.575.19.61	70
00742711	D 600 MJ10	20, 179	00797711	D 95.6512/3.02 NA	75
00743111	D 600 MJ11	20, 179	00797811	D 95.6512/3.36 NA	75, 159
00743211	D 600 MJ12	20, 179	00798011	D 95.6513.02 NA	75
00743461	D 600 MJ13	20, 179	00798111	D 95.571.02.61	70
00749811	D 80.610 MJ2 NAW	53, 180	00798211	D 95.572.02.61	70
00752411	D 80.610.02 MJ2 NA	53, 180	00798311	D 95.573.02.61	70
00752611	D 80.610 MJ1 NAW	53, 180	00798411	D 95.574.02.61	70
00753111	D 80.610.02 MJ1 NA	53, 180	00798511	D 95.575.02.61	70
00773111	D 95.571.70.60	70	00798611	D 95.6513.36 NA	75, 159
00773211	D 95.572.70.60	70	00798711	D 95.6512/3.70 NA	75
00773311	D 95.573.70.60	70	00800011	D 80.6611 GRÜN SV	154
00773411	D 95.574.70.60	70	00800111	D 80.6611 NA GRÜN SV	154
00773511	D 95.575.70.60	70	00800211	D 80.6611.42 SV LED/4	154
00783721	D 80.6511.31	157	00800311	D 80.6611.42 NA SV LED/4	154
00783821	D 80.6511.31 NA	157	00800611	D 80.6611 SI GRÜN SV	154
00784021	D 80.6511.31 LED/4	157	00800711	D 80.6511.42 K WU LED/4 NA SV	169
00784121	D 80.6511.31 LED/4 NA	157	00800811	D 80.6511.33 K WU LED/4 NA ZSV	169
00785011	D 80.6511.42 LED/4 SV	154	00800911	D 80.6611 V GRÜN SV	154
00785111	D 80.6511.42 LED/4 NA SV	154	00801011	D 80.6611 K GRÜN SV	154
00785311	D 80.6511.42 K LED/4 NA SV	154	00801111	D 80.6611 K NA GRÜN SV	154
00785421	D 80.6511.42 LED/4	155	00801211	D 80.6611 K LED/4 GRÜN SV	154
00785521	D 80.6511.42 LED/4 NA	155	00801311	D 80.6611.42 K NA SV LED/4	154
00785621	D 80.6511.42 K LED/4	155	00801411	D 80.6611 K SI GRÜN SV	154
00785721	D 80.6511.42 K LED/4 NA	155	00801611	D 95.6670/15/19.70 US	76
00785911	D 80.6511.33 LED/4 NA ZSV	155	00801811	D 95.610.02 MJ1 NA	78, 180
00786111	D 80.6511.33 K LED/4 NA ZSV	155	00801911	D 95.610.03 MJ1 NA	78, 180
00786321	D 80.6511.36 LED/4 NA	157	00802011	D 80.6611 K WU GRÜN SV	169
00786521	D 80.6511.36 K LED/4 NA	157	00802111	D 80.6611 K WU NA GRÜN SV	169
00786621	D 80.6511.33 SI NA EK6 LED/4	154	00802311	D 80.6611.42 K WU NA SV LED/4	169
00786661	D 80.6511.42 SI NA EK6 LED/4	154	00802511	D 95.610.19 MJ1 NA	78, 180
00786711	D 95.610.03 UAE/1-N	77	00802713	D 95.420.02	72, 219
00786811	D 95.610.02 UAE/1-N	77	00802911	D 95.610.02 MJ2 NA	78, 180
00787011	D 95.610.19 UAE/1-N	77	00803011	D 6620 WAB GRÜN SV	168
00787311	D 95.610.70 UAE/1-N	77	00803111	D 6620 WAB NA GRÜN SV	168
00787411	D 95.610.03 UAE/2-N	77	00803311	D 6620 WAB GLK NA GRÜN SV	168
00787511	D 95.610.02 UAE/2-N	77	00803411	D 95.610.03 MJ2 NA	78, 180



Number index by order no.

Order no.	Article no.	Page	Order no.	Article no.	Page
00803611	D 6632 WAB GRÜN SV	168	00822811	D 95.610.02 AT	77
00803711	D 6632 WAB NA GRÜN SV	168	00823111	D 95.640.02	71
00803811	D 95.610.19 MJ2 NA	78, 180	00823211	D 95.640.02 NA	72
00804111	D 95.571.19.60	70	00823311	D 95.642.02	71
00804211	D 95.572.19.60	70	00823711	D 95.645.02	71
00804311	D 95.573.19.60	70	00823811	D 95.644.02	72
00804411	D 95.574.19.60	70	00824211	D 95.6511.03 SI	74
00804711	D 95.610.02 LU/2	78, 180	00824441	B 95.6671.03 SI	75
00805111	D 80.6611 NA OR ZSV	155	00824611	D 95.610.03 TAE NA	77
00805211	D 80.6611.33 ZSV LED/4	155	00824711	D 95.610.03 TV NA	76
00805311	D 80.6611.33 NA ZSV LED/4	155	00825611	D 95.610.03 J	73
00805611	D 80.6611 SI OR ZSV	155	00825813	D 95.810.03 HR	72
00806011	D 80.6611 K OR ZSV	156	00826611	D 95.677.03-Z	78
00806111	D 80.6611 K NA OR ZSV	156	00827413	D 95.410.02 R	73
00806211	D 80.6611.33 K ZSV LED/4	156	00827601	D 95.670/60.02	79
00806311	D 80.6611.33 K NA ZSV LED/4	156	00827631	D 95.670/60.19	79
00806913	D 95.425.02 JR	219	00828611	D 95.670.03 ZV	78, 181
00807011	D 80.6611 KWU OR ZSV	169	00829111	D 95.571.03	70
00807311	D 80.6611.33 KWU NA ZSV LED/4	169	00829211	D 95.572.03	70
00807813	D 95.6611.02 ÜS/25	162	00829311	D 95.573.03	70
00807913	D 95.6611.36 ÜS/25	162	00829411	D 95.574.03	70
00808111	D 6620 WAB NA OR ZSV	168	00829511	D 95.575.03	70
00808311	D 6620 WAB NA OR ZSV LED/4	168	00829611	D 95.6511.03	74
00808411	D 6620 WAB LED/4 NA GRÜN SV	168	00829711	D 95.6511.03 NA	74
00808711	D 6632 WAB NA OR ZSV	168	00830011	D 95.6511.03 WI	74
00808811	D 95.6670/15.02 US	76	00830111	D 95.6511.03 K	75
00808911	D 95.6670/20.02 US	76	00830421	D 95.6511.03 EK6	158
00809411	D 6620 WAB LED/4 NA OR ZSV	168	00830611	D 95.540.03	70
00810011	D 80.6611 ROT EDV	156	00830811	D 95.540.03 GLK	71
00810111	D 80.6611 NA ROT EDV	156	00831011	D 95.542.03	70
00810211	D 80.6611 GLK ROT EDV	156	00831411	D 95.545.03	71
00810311	D 80.6611 GLK NA ROT EDV	156	00831811	D 95.691.03	73
00810411	D 95.677.03	79	00831911	D 95.692.03	74
00810511	D 95.677.02	79	00832011	D 95.640.03	71
00812121	D 95.6611.42	158	00832211	D 95.642.03	71
00813111	D 6620 WAB NA ROT EDV	168	00832611	D 95.645.03	71
00813211	D 95.610.02 TV/4A	76	00842441	B 95.6671.19 SI	75
00813311	D 6620 WAB NA ROT EDV LED/4	168	00842611	D 95.610.19 TAE NA	77
00814311	D 6632 WAB NA ROT EDV LED/4	168	00842711	D 95.610.19 TV NA	76
00815341	B 95.6671.02 SI	75	00842811	D 95.691.19	73
00815511	D 95.610.02 TAE NA	77	00843011	D 95.610.19 S3	73
00815611	D 95.610.02 TV NA	76	00843611	D 95.610.19 J	73
00815711	D 95.691.02	73	00843813	D 95.810.19 HR	72
00815811	D 95.692.02	74	00844611	D 95.677.19-Z	78
00815911	D 95.610.02 S3	73	00845921	H 95.1942.02 PA	164
00816011	D 95.610.02 TDO NA	76, 77	00846021	H 95.1942.03 PA	164
00816311	D 95.610.02 Z/15	73	00846711	D 95.571.19	70
00816411	D 95.610.02 Z/120	73	00846811	D 95.572.19	70
00816511	D 95.610.02 J	73	00846911	D 95.573.19	70
00816713	D 95.810.02 HR	72	00847011	D 95.574.19	70
00817321	D 95.6511.02 EK6	158	00847111	D 95.575.19	70
00817511	D 95.677.02-Z	78	00847311	D 95.670.19 ZV	78, 181
00817911	D 95.610.02 RDM	78, 180	00847811	D 95.6511.19	74
00818511	D 95.6511.02 SI NA	74	00847911	D 95.6511.19 SI	74
00819411	D 95.670.02 ZR	78, 181	00848011	D 95.6511.19 NA	74
00819511	D 95.670.02 ZV	78, 181	00848411	D 95.6511.19 K	75
00819611	D 95.670.02 KH NA ZV	78, 182	00848911	D 95.540.19	70
00819711	D 95.6513.02	75	00849111	D 95.540.19 GLK	71
00819811	D 95.6512/3.02	75	00849311	D 95.542.19	70
00820011	D 95.6511.02	74	00849711	D 95.545.19	71
00820111	D 95.571.02	70, 158	00850911	D 95.640.19	71
00820211	D 95.572.02	70, 158	00851511	D 95.645.19	71
00820311	D 95.573.02	70, 158	00851611	D 95.644.19	72
00820411	D 95.574.02	70, 158	00853621	D 95.6511.31	159
00820511	D 95.575.02	70, 158	00853721	D 95.6511.31 NA	159
00820611	D 95.6511.02 SI	74	00858111	D 95.544.02	72
00820711	D 95.6511.02 NA	74	00858311	D 95.544.19	72
00820911	D 95.6611.02 NA LED/4	75	00859611	D 95.6511.36	159
00821011	D 95.6511.02 WI	74	00880811	D 95.610.02 TV/4B	76
00821111	D 95.6511.02 K	75	00882111	D 95.571.02.60	70
00821211	D 95.6511.02 K SI	75	00882211	D 95.572.02.60	70
00821411	D 95.6611.02 K LED/4	75	00882311	D 95.573.02.60	70
00821511	D 95.6611.02 K NA LED/4	75	00882411	D 95.574.02.60	70
00821611	D 95.540.02	70	00882511	D 95.575.02.60	70
00821711	D 95.540.02 NA	72	00884811	D 95.6511.42 LED/4 SV	158
00821811	D 95.540.02 GLK	71	00884911	D 95.6511.42 LED/4 NA SV	158
00822011	D 95.542.02	70	00885011	D 95.6511.42 K LED/4 SV	158
00822211	D 95.542.02 GLK	71	00885111	D 95.6511.42 K LED/4 NA SV	158
00822411	D 95.545.02	71	00885311	D 95.6511.33 LED/4 NA ZSV	158
00822611	D 95.540.02 K	71	00885511	D 95.6511.33 K LED/4 NA ZSV	158
00822711	D 95.540.02 T	71	00885711	D 95.610.02 KTU	77, 175



Number index by order no.

Order no.	Article no.	Page	Order no.	Article no.	Page
00885811	D 95.610.03 KTU	77, 175	00930291	D 1922 G O.A.	17
00886721	D 95.6511.36 K LED/4 NA	159	00930691	D 1924 E O.A.	16
00886921	D 95.6511.42 LED/4 NA	158	00931291	D 1923 E O.A.	17
00887011	D 95.244.02 JR	72	00931593	D 601-10/3 O.A.	16
00887111	D 95.244.02 T	72	00931991	D 88 EW	17
00887511	D 95.245.02 T	72	00932291	H 604/2 T O.A.	16
00887821	D 95.6511.42 K LED/4	158	00932791	D 1958 UAE O.A.	18
00887921	D 95.6511.42 K LED/4 NA	158	00932891	D 1958/6 KAE O.A.	18
00888011	D 95.677.02-H	77	00932991	D 1958/8 UAE O.A.	18
00890311	D 95.6611.42 NA SV	158	00933193	D 601/3 O.A.	16
00890411	D 95.6611.42 SV LED/4	158	00933591	H 604 T O.A.	16
00890511	D 95.6611.42 NA SV LED/4	158	00933793	D 624/2 PSS O.A.	16
00890911	D 95.6611.42 K NA SV LED/4	158	00933893	D 624/6 PSS O.A.	16
00891311	D 95.6611.33 NA ZSV LED/4	159	00933993	D 624 T PSS O.A.	16
00891711	D 95.6611.33 K NA ZSV LED/4	159	00934093	D 624/2 T PSS O.A.	16
00898311	D 95.6512/3.36	75, 159	00934193	D 80.610.02 PSS	54
00900094	D 326 ES	200	00935011	D 1950 RJ45 C6	171
00900491	D 1956 NFN O.A.	17	00935031	D 1951.02 RJ45 C6	172
00900594	D 326 ES GLK	200	00935051	D 1950 RJ45 C6A	172
00900694	D 356 ES	200	00935071	D 1950 RJ45 C6A WI	172
00900794	D 356 ES GLK	200	00935091	D 1951.19 USB 3.0	172
00900894	D 326 ES WE	203	00935111	D 1951.19 USB 2.0	172
00900994	D 326 ES GLK WE	203	00935131	D 1951.02 USB 2.0	172
00901094	D 356 ES WE	203	00935151	D 1951.02 HDMI	172
00901294	D 300.69 OBT AGU	200, 203	00935191	D 19.19 KEY-Z	172
00901994	D 6670/15 ES	201, 204	00935211	D 1951.02 RCA	172
00902394	D 6670/20 ES	201, 204	00935271	D 1951.19 F	172
00902491	D 1930/4.21 O.A.	19, 50, 76, 87, 102	00935331	D 1951.02 PAL	172
00902591	D 1930/4.02 O.A.	19, 50, 66, 76, 87, 102	00935431	D 1951.02 BNC	172
00902694	D 6621.69 OBT OK AGU	200, 204	00935531	D 1951.02 HDMI AK	172
00902894	D 6621.69 OBT AGU	200, 204	00935591	D 2728.02 AK	137, 173
00903194	D 6670.69 OBT AGU	201, 204	00935631	D 2730.02	137, 173
00903694	D 73/21.69 AGU WE	202	00935711	D 2730.02 S	137, 173
00903894	D 73/43.69 AGU WE	202	00935751	D 2731.02	137, 173
00903994	D 395 ES	201	00935871	D 1951.19 USB 3.0 AK	173
00904194	D 395.69 OBT AGU	202	00935911	D 1951.02 RCA AK	173
00904594	D 320.69 OBT DO AGU	201	00935993	D 80.610 PSS W	54
00904694	D 320.69 OBT LA AGU	201	00936093	D 665/15 O.A.	16
00904794	D 320.69 OBT AGU	201, 204	00936593	D 665/120 O.A.	16
00905194	D 331-2.69 AGU WE	202, 205	00937591	D 6271.02 CH EMS SI	134
00905294	D 333-4.69 AGU WE	202, 205	00940093	D 20.605.022 RTR	105
00905394	D 334.69 AGU WE	202, 205	00940193	D 20.606.022 RTR	105
00905494	D 336.69 AGU WE	202, 205	00940293	D 20.607.022 FTR	105
00905594	D 336.69 T AGU WE	202	00940493	D 20.605.192 RTR	105
00905594	D 336.69 T AGU WE	205	00940593	D 20.606.192 RTR	105
00906294	D 324/6.69 T AGU WE	202, 205	00940693	D 20.607.192 FTR	105
00906394	D 391.69 AGU WA	202	00940793	D 20.605.702 RTR	105
00906494	D 391.69 AGU WA/5	202	00940993	D 20.605.02 RTR	89
00906594	D 391.69 AGU WA/6	202	00941093	D 20.607.702 FTR	105
00906694	D 392.69 AGU WA	202	00941193	D 20.606.02 RTR	89
00906794	D 371.69 AGU WU	202	00941293	D 20.607.02 FTR	89
00906894	D 372.69 AGU WU	203	00942591	D 1728.02	149, 174
00906994	D 2270/2 DO	203	00942791	D 1728.02 AK	149, 174
00907194	D 2271/2 DO	203	00942891	D 1730.02	149, 174
00907294	D 6621.69 OBT VS AGU	200, 204	00943391	D 1730/2.02 AK	149, 174
00907394	D 6621.69 OBT ISO AGU	200, 204	00943491	D 1733/2.02	149, 174
00907494	D 371.69 AGU WU/DSS	202	00945801	D 870 DAE WA	28
00907894	D 370.17 AGU WU	205	00949694	D 2271 DO	203
00908394	B 6671 ES SI	200	00953094	D 2270 DO	203
00908494	B 6671 ES SI WE	204	00953493	D 20.470.02 WC SET	163
00909094	D 382.69 AGU WU	203	00953593	D 20.470-2.02 DZE	164
00909194	D 397.69 AGU WA	202	00953701	D 20.550.02 Z WC	164
00909394	D 6621 ES SI	200	00957794	D 6621 AGU WE BAJ	201, 204
00909494	D 6621 ES SI WE	203	00960094	D LED 300/230 GRÜN	205
00910394	D 320.69 AGU MJ ATT C6	201, 204	00960194	D LED 300/24 ROT	205
00915393	D 20.605.21 RTR	89	00965591	D 1945	164
00915493	D 20.606.21 RTR	89	00971693	D 635 RTR O.A.	56, 67, 79, 89, 105
00915593	D 20.607.21 FTR	89	00971893	D 636 RTR O.A.	56, 67, 79, 89, 105
00916693	D 20.605.70 RTR	89	00971993	D 80.605 RTR W	56
00916793	D 20.606.70 RTR	89	00972193	D 80.605.02 RTR	56
00916893	D 20.607.70 FTR	89	00972793	D 95.605.03 RTR	79
00919293	D 409 SR	39	00972893	D 95.605.02 RTR	79
00925293	D 814 JS	39	00973093	D 95.605.19 RTR	79
00925293	D 814 JS SILBER	73, 85, 100	00973493	D 80.606 RTR W	56
00925593	D 800 SS	39	00973693	D 80.606.02 RTR	56
00925893	D 814 JS REINWEISS	39, 45, 73, 85, 100	00974293	D 95.606.03 RTR	79
00927593	D 95.610.02 PSS	79	00974393	D 95.606.02 RTR	79
00927991	D 1958 UAE-C6A O.A.	18	00975694	D 1954/4.69 UAE AGU WE	201, 204
00928191	D 1958/8 UAE-C6A O.A.	18	00976094	D 395/2	205
00930091	D 1921 E O.A.	17	00976393	D 95.607.03 FTR	79
00930191	D 1921 G O.A.	17	00976493	D 95.607.02 FTR	79



Number index by order no.

Order no.	Article no.	Page	Order no.	Article no.	Page
00977194	D 93/16	205	00991983	D LS3360F	238
00977594	D 93 DR	205	00991993	D LS3360SM	239
00978593	D 493 BM WAB	29	00992013	D QUICKCONTROL	247
00978793	D 496.23 BM WAB	29	00992023	D QUICKSET	247
00978893	D 496.70 BM WAB	29	00992033	D QUICKSETPRO	247
00979393	D 496.02 BM WAB	29	00992043	D SURFMT	239
00980093	D 637 FTR O.A.	56, 79, 89, 105	00992063	D LOCKRING	239
00980393	D 80.607 FTRW	56	00992223	D LS3263HBSM	238
00980593	D 80.607.02 FTR	56	00992243	D LS3263MBSM	238
00981091	D 1956.02 NFN O.A.	17	DLS21M		233
00988143	D MLS2001DALIF	241	DLS4043DALIF		233
00988163	D MLS2001AF	241	DLS4043DALISM		233
00988173	D MLS2001DALISM	241	DLS4060NETF		233
00988193	D MLS2001ASM	241	DLS4060NETSM		233
00988223	D FR10	241	EEM230-D-M-MID		249
00988233	D SB10	241	EEM230-D-MO-MID		249
00988243	D MLS2500DALIFR4	242	EEM230-D-P-MID		249
00988263	D MLS2500DALIR4	242	EEM400C-D-M-MID		250
00988323	D WMK	240, 242, 246	EEM400C-D-MO-MID		250
00988343	D MLS2000SSP	242	EEM400C-D-P-MID		250
00988353	D MSSPBSS	242	EEM400-D-M-MID		251
00988423	D RB2000LT	242	EEM400-D-MO-MID		251
00988483	D HP18	247	EEM400-D-P-MID		251
00988943	D MR2500DALIFR4	240	EEM-CONVERT		252
00988953	D MR2500DALIR4	240	K13315RED		197
00989023	D HC5A	247	K9445RED		197
00989103	D MLS2001DALIHBSM	241	K9764RED		197
00989123	D MLS2001AHBSM	241	K9766RED		197
00989443	D CDW12U5-DALI	244			
00989483	D CDWIP	245			
00989503	D CPWL6	245			
00989513	D CPWL633	245			
00989523	D CPWL635	245			
00989533	D CPWL643	245			
00989543	D CPWL645	245			
00989553	D CPWL653	245			
00989563	D CPWL655	245			
00989573	D CPWL663	245			
00989583	D CPWL663MF	245			
00989593	D CPWL665	245			
00989603	D CPWL6S	245			
00989853	D MLS2500CDRR4	246			
00989883	D MLS2500CDRSMR4	246			
00990303	D MSB1001PT	240			
00990373	D PIRLM	241			
00990633	D MLS3000CDRF	246			
00990643	D MLS3000CDRSM	246			
00990813	D MSB1001DALIT	240			
00990831	D CDH4U5-DALI	243			
00990871	D CDH4U5-BDALI	243			
00990901	D CDHDC	244			
00990911	D CDHAC	244			
00990931	D CDHDOP	244			
00990951	D CDHIP	244			
00991031	D CDH8U5-DALI	243			
00991071	D CDH8U5-BDALI	243			
00991133	D CDHHDIP	244			
00991413	D LS1000R	29, 234			
00991423	D LS3100RF	235			
00991443	D LS3200RF	235			
00991483	D LS3200RMBSM	235			
00991513	D LS3200RHBSM	235			
00991523	D LS3000ARF	236			
00991563	D LS3000DRF	236			
00991593	D LS3000ARMBSM	236			
00991623	D LS3000DRMBSM	236			
00991643	D LS3000ARHBSM	236			
00991663	D LS3000DRHBSM	236			
00991673	D LS3243RF	237			
00991693	D LS3043ARF	237			
00991723	D LS3043DRF	237			
00991743	D LS3260F	237			
00991783	D LS3283RF	237			
00991823	D LS3243RMBSM	237			
00991843	D LS3243RHBSM	237			
00991863	D LS3043DRMBSM	237			
00991883	D LS3043DRHBSM	237			
00991943	D LS3340DF	238			
00991953	D LS3340DSM	238			
00991963	D LS3340AF	238			
00991973	D LS3340ASM	238			



Terms and conditions

Terms And Conditions

Except as agreed in writing the following terms and conditions apply without exception to all sales and services by PEHA GmbH & Co. KG, Daimlerstr. 4, 58553 Halver, Germany ("PEHA") to Buyer within the territory of the Federal Republic of Germany.

Last revised: May 2020

1. Sole Terms

PEHA's sale is expressly limited to the terms herein and refers to all goods sold and services provided by PEHA. Any additional or different terms or conditions on Buyer's purchase order or any other instrument, agreement, or understanding are deemed to be material alterations and are rejected and not binding upon PEHA. PEHA's acceptance of Buyer's purchase order is expressly conditional upon Buyer's assent to the terms and conditions contained herein in their entirety. Buyer's acceptance of delivery from PEHA constitutes Buyer's acceptance of these terms and conditions in their entirety.

2. Quote/Prices

- a) Information in any quotations and in attached drawings and illustrations about the goods, their measurements and weights are only approximate unless they are expressly stated as being binding.
- b) Content and scope of the supply are determined exclusively on the basis of PEHA's written quotation and order confirmation.
- c) PEHA's quotations are subject to change until accepted by the Buyer. If an offer is stated as being binding, it shall be binding for 3 months from its date of issue.
- d) PEHA reserves the right to make technical changes to construction, form and material of good – also during the delivery time – providing these changes are reasonably acceptable to Buyer. If agreed by the parties, changes to goods or services to be supplied, PEHA is entitled to claim additional costs with immediate effect and is not obliged to perform the contract until Buyer agrees to make such payments.
- e) Buyer must request shipment of the entire quantity of goods ordered within 12 months from date of order; otherwise, PEHA's standard prices at time of shipment may, at PEHA's option, apply to those quantities actually delivered, even if already invoiced.
- f) Prices are EXWORKS PEHA (Incoterms 2010). Unless specifically agreed in writing prices for goods do not include the cost of packaging, or services such as shipment, installation, start-up, commissioning or maintenance. If PEHA has expressly agreed to ship goods, shipment costs will be as per the quote or if none mentioned the relevant catalog.
- g) All tooling, designs, drawings, and other intellectual property produced or delivered hereunder are owned by PEHA.
- h) Order values less than the amount as set out in the price list published by PEHA from time to time ("Minimum Order Value") will be subject to a handling fee defined in the then current PEHA's price list.

3. Payment

- a) Payment terms are thirty (30) days from (I) with respect to Products, delivery of Products by PEHA to a carrier; and (II) with respect to services, the date of invoice for services performed. Partial shipments will be invoiced as they are shipped. If Buyer fails to pay any amounts when due (I) Buyer will pay PEHA a late payment charge equal to 1.5 % per month on such unpaid amounts (but in no event higher than the maximum amount allowed by law), together with all costs and expenses, including reasonable attorneys' fees, incurred by PEHA in collecting such overdue amounts; (II) Buyer will not set off or recoup invoiced amounts or any portion thereof against sums that are due or may become due from PEHA, its parent, affiliates, subsidiaries or other divisions or units; (III) PEHA may exclude delinquent amounts from any rebates, marketing development funds (co-op), or any other incentive calculations; (IV) PEHA may withhold or deem forfeited all rebates, benefits, funds, allowances, or incentives that Buyer otherwise may be entitled under this Agreement; (V) PEHA may withhold all or partial future shipments until delinquent amounts are paid in full. Buyer will be responsible for all PEHA storage and carrying costs for any products withheld in connection with delinquent amounts; (VI) PEHA may suspend performance on any of its obligations in this Agreement, including any amounts owed by PEHA to Buyer, until delinquent amounts are paid in full; (VII) PEHA may request cash in advance for future orders until delinquent amounts are paid in full; (VIII) PEHA may terminate this Agreement for cause if payment on delinquent amounts is not received within 10 business days of written notice of breach; (IX) PEHA may refuse to process Buyer credit; and (X) Buyer may be invoiced a service fee in the amount of 100.00 EUR for each occurrence for its failure to include the remittance detail and minimum information described above.
- b) Disputes as to invoices are deemed waived 15 days following the invoice date. PEHA reserves the right to correct any inaccurate invoices.

4. Delivery, Examination, Retention Of Title, Cooperation

- a) All delivery dates are estimates unless agreed otherwise by PEHA in writing.
 - b) PEHA may make deliveries under any order in one or more shipments, to the extent that this is reasonably acceptable to Buyer and may issue separate invoices.
 - c) Any fixed dates for deliveries agreed in writing are conditional upon the timely provision of all documents by the Buyer, any required authorizations and approvals, in particular of plans and the provision of all necessary information. If these requirements are not fulfilled in a timely manner, the fixed dates will be extended accordingly. This does not apply if PEHA is responsible for the delay.
 - d) PEHA may demand an appropriate extension of the delivery date in the event of subsequent changes agreed.
 - e) Delivery terms for goods are EXWORKS PEHA (Incoterms 2010) with all risk of loss or damage to goods passing to Buyer upon delivery to carrier.
 - f) Buyer must inspect all goods upon delivery without undue delay and must report (I) obvious defects, transport damages, discrepancies and shortages without undue delay, and in no event later than 10 days after delivery, (II) hidden defects without undue delay, and in no event later than 10 days after detection in writing to PEHA. Otherwise all goods will be deemed delivered and accepted, unless PEHA fraudulently neglected to disclose such faults. Buyer will return to PEHA any goods that are rejected at its own expense. In the event Buyer refuses to accept delivery, Buyer shall be liable for increased costs incurred by PEHA in accordance with section 7c).
 - g) PEHA shall retain title in all goods delivered by PEHA until payment has been made in full. In the event Buyer has credit with PEHA, retention of title shall serve as security for any balance due to PEHA.
 - h) Until title in the goods is transferred to Buyer, Buyer shall treat the goods with care; in particular it shall insure them sufficiently against fire, water and theft at reinstatement value at its own cost.
 - i) In the event of seizure or any other measure taken by third parties in relation to the goods, Buyer shall notify PEHA in writing without undue delay so that PEHA can initiate legal proceedings pursuant to § 771 of the German Code of Civil Procedure in order to prevent execution of any court order. If the third party is unable to reimburse the costs incurred in court and out of court of a claim pursuant to § 771 of the German Code of Civil Procedure, Buyer is liable for the damages incurred hereby.
 - j) Any processing of or alteration to the goods carried out by Buyer shall always be carried out for PEHA. If the goods are processed using other items, which do not belong to PEHA, PEHA shall acquire co-ownership of the new item in the ratio of the value of the object delivered to the other processed items at the time of processing.
 - k) If the goods are irreversibly mixed using other items, which do not belong to PEHA, PEHA shall acquire co-ownership of the new item in the ratio of the value of the object delivered to the other mixed items at the time of mixing. If the mixing process takes place in such a way that Buyer's item must be regarded as the principal item the parties shall be deemed to have agreed that Buyer shall transfer shared title to PEHA pro rata.
 - l) Should Buyer sell the goods delivered, whether processed or not, in due course of business, it hereby assigns any claims from selling the goods with all ancillary rights vis-à-vis its customer to PEHA.
 - m) On good cause Buyer is obliged, if requested by PEHA, to inform PEHA of any assignment to a third-party purchaser and to give PEHA all information required for the assertion of its rights and to hand over any documents.
 - n) Should the realizable value of PEHA's security exceed the debt claim to be secured by more than 10 % PEHA shall release part of the security, at its discretion, at the request of Buyer.
 - o) Buyer shall make available in time all equipment and grant access to all facilities which PEHA may require to perform any services.
- ### 5. Taxes
- The amount of any and all applicable taxes will be added to the price and paid by Buyer, unless Buyer has provided PEHA with exemption certificates acceptable to the taxing authorities.



Terms and conditions

6. Force Majeure, Delay

- a) PEHA is not liable for any delay in production or delivery of goods if due to a force majeure event, which includes, among other things, shortages or inability to obtain materials or components, or refusals to grant an export license or the suspension or revocation thereof, or any other acts of any government that would limit PEHA's ability to perform, fire, earthquake, flood, severe weather conditions, or any other acts of God, quarantines, epidemics, pandemics, or other regional medical crisis labor strikes or lockouts, riots, strife, insurrection, civil disobedience, armed conflict, terrorism or war (or imminent threat of same), or any other cause whatsoever beyond PEHA's reasonable control.
- b) If the force majeure event continues for longer than 90 days, either party may terminate Buyer's purchase order. If Buyer terminates the order, Buyer will pay PEHA for work performed prior to termination and all reasonable expenses incurred by PEHA prior to termination. In the event of delays in delivery or performance caused by force majeure or Buyer, the date of delivery or performance shall be extended by the period of time PEHA is actually delayed or as mutually agreed. Any claims for damages, costs or losses however construed shall be excluded.
- c) If, for reasons other than the foregoing, PEHA should default or delay or not deliver goods, Buyer's sole remedy against PEHA is an option to cancel Buyer's purchase order, through prior written notice to PEHA. In as far as Buyer incurs damages due to a delivery delay, PEHA's liability is limited to 0.5 % of the order value of the delayed delivery per week up to a maximum amount of 5 % of the order value of the delayed delivery. Buyer is only entitled to claim damages in lieu of performance in accordance with section 10 (limitation of liability).

7. Termination, Return Of Goods

- a) Buyer may not terminate or cancel a purchase order without PEHA's prior written consent. Goods scheduled for shipment within 30 days cannot be rescheduled. Goods scheduled for shipment between 30 and 60 days may be rescheduled with PEHA's prior written consent and if rescheduled beyond 60 days that quantity may not be further rescheduled. Buyer is nonetheless liable for termination charges, which may include (I) a price adjustment based on the quantity of goods delivered, (II) all costs, direct and indirect, incurred and committed for Buyer's terminated purchase order, (III) the full cost of all unique materials required for custom goods, and (IV) a pro-rata compensation covering the pro-rated expenses and anticipated profits consistent with industry standards.
- b) PEHA may terminate a Buyer's purchase order in whole or in part upon Buyer's breach of these terms and conditions or Buyer's bankruptcy, insolvency, dissolution, or receivership proceedings without any further liability.
- c) Returns of goods are only accepted in their original packed and sealed condition within 6 months after shipment. Software, customized products and products in opened packaging, lacquered and non-reusable parts cannot be returned. Goods can only be returned with an authorization number (RMA) obtained from PEHA in advance of shipment to PEHA. The RMA is specific to the relevant goods and quantity. PEHA reserves the right to (I) reject any return of other goods than specific to the RMA or (II) charge an additional 25.00 EUR per return. In case of accepted returns, the purchase price shall be repaid with a deduction of up to 25 % for processing, testing, administration and other overheads. The minimum charge for returns is 50.00 EUR per invoice. This does not affect the purchaser's rights under the product warranty. If the Purchaser withdraws from the Contract and is not entitled to do so, or if the Purchaser refuses to accept the delivery and is unjustified in doing so, the Seller is entitled to 15 % of the agreed price as liquidated damages, unless the Purchaser proves that the Seller has not suffered any damage or to a lesser extent reserves the right to claim further damages.

8. Intellectual Property And Infringement Indemnification

- a) Copyright, design right and all other rights in the design and manufacture of goods supplied by PEHA remain PEHA's property and none is acquired by Buyer.
- b) Any software provided by PEHA is hereby licensed and not sold. The use of software, if provided separately or installed on a good supplied, is governed by the following terms unless a software license agreement is included with such software. The license is nonexclusive and is limited to such equipment and/or location(s) as are specified on the purchase order for which this instrument serves as either a quotation or acknowledgment. No other use is permitted. PEHA retains for itself (or, if applicable, its suppliers) all title and ownership to any software delivered hereunder, all of which contains confidential and proprietary information and which ownership includes without limitation all rights in patents, copyrights, trademarks and trade secrets. Buyer shall not attempt any sale, transfer, sublicense, reverse compilation or disassembly or redistribution of the software. Nor shall Buyer copy, disclose or display any such software, or otherwise make it available to others (except as PEHA authorizes in writing). If the software is delivered with a good, Buyer may only transfer its license of the software to a third party in conjunction with the sale by Buyer of the good on which the software is installed. PEHA may terminate this license if Buyer breaches fundamental provisions under these terms and conditions.

- c) PEHA agrees to defend or settle any claim, suit, or proceeding brought against Buyer based upon a claim that any product manufactured and provided by PEHA hereunder directly infringes any third party patent, copyright, or maskwork in the European Union and to pay costs and damages finally awarded to the third party, provided that: (I) PEHA is notified promptly in writing of such claim; (II) PEHA is provided sole control of such defense or settlement using counsel of PEHA's choice; (III) and Buyer provides PEHA with all available information and assistance. PEHA shall not be responsible for any settlement or compromise of such claim made without PEHA's written consent.
- d) PEHA shall have no such obligation in respect of claims arising: (I) from goods not in PEHA's catalogue or goods developed pursuant to Buyer's direction, design, or specification; (II) from goods developed by PEHA using any process required by Buyer; (III) from the combination of any goods with other elements if such infringement would have been avoided by the product not in such combination; or (IV) from goods that have been modified if such infringement would have been avoided by the unmodified product. Buyer agrees to defend, indemnify, and hold harmless PEHA from and against any claims, suits, or proceedings whatsoever arising from such exclusions identified in (I)–(IV) above.
- e) At any time after such a claim has been made or PEHA believes is likely to be made, or a court of competent jurisdiction enters an injunction from which no appeal can be taken, PEHA will have at its option the discretion to: (I) procure for Buyer the right to continue using such product; (II) replace or modify such product; or (III) accept the product's return and refund the purchase price less twenty percent (20 %) annual depreciation from shipment date. In no event shall PEHA be liable for any consequential, incidental, special, or punitive damages. The foregoing states PEHA's entire liability and Buyer's exclusive remedy for any actual or alleged infringement of third party rights. This section 8 is in lieu of and replaces any other expressed, implied, or statutory warranty against infringement.

9. Warranty

- a) To the extent permitted by law PEHA shall only be liable in accordance with the following warranty conditions, which replace any other warranties or guarantees. Any other claim shall be excluded. In particular (unless otherwise agreed in writing) PEHA does not warrant the fitness of the product for any specific use which would not be the use for which the product was designed by its manufacturer.
- b) Except as otherwise expressly provided herein, PEHA warrants goods in all material respects to be free of defective materials and faulty workmanship and as conforming to applicable specifications and/or drawings.
- c) Unless otherwise agreed in writing commencing with PEHA's date of shipment, the warranty period shall run for 12 months. This does not apply to damage claims according to Section 10. These claims are subject to the statutory limitation periods. Also excluded from this limitation are recourse claims in case of consumer products.
- d) Goods can only be returned with an authorization number (RMA) obtained from PEHA in advance of shipment to PEHA. The RMA is specific to the relevant goods and quantity. Non-complying goods returned to PEHA in accordance with Section 4 f) will be repaired or replaced (subsequent performance), at PEHA's option, and return-shipped at the lowest cost, transportation prepaid. The costs of transportation to PEHA have to be borne by Buyer. Subsequent performance shall not include removing/de-installing the defective good or re-installing the repaired good or replacement good, unless PEHA in the first place undertook to install the good.
- e) In the event PEHA fails to repair or replace the non-complying good within a reasonable time limit set by Buyer, PEHA shall accept the return of such goods and refund the purchase price less 20 % annual depreciation from shipment date.
- f) The foregoing states Buyer's exclusive remedy in case of defects. Buyer is only entitled to claim damages subject to section 10 (limitation of liability).
- g) If so requested by PEHA, the Buyer shall give PEHA sufficient opportunity to verify any fault, in particular to provide faulty goods and their packaging to PEHA for inspection. If the Buyer refuses, PEHA shall not be liable for such defects.
- h) Goods subject to wear and tear or burnout through usage shall not be deemed defective because of such wear and tear or burnout. No warranty shall apply if the defect or damage was caused by or related to installation, combination with other parts and/or products, modification to or repair of any goods other than by PEHA, the Buyer's failure to apply required or recommended updates or patches to any software or device in the goods network environment, or resulted from Buyer's acts, omissions, misuse, or negligence.
- i) Repaired or replaced goods shall be warranted for the remainder of the unused warranty term or for 90 days from shipment, whichever is longer.
- j) It is Buyer's responsibility to ensure that the Goods are fit for the application in which they are used.



Terms and conditions

- k) Software, if supplied separately or installed on goods supplied, and warranted by PEHA, will be furnished on a medium that is free of defect in materials or workmanship under normal use for so long as the hardware and/or system is under warranty. During this period, Buyer has the rights listed in section 9 d) with regard to any defects of the software. Unless stipulated otherwise in a separate software license agreement no further warranty is given in respect of software.
- l) If PEHA provides any services to the Buyer, including but not limited to training or assistance with configuration and installation of the goods, PEHA shall provide such services in accordance with normal industry practice at such rates as may be specified by PEHA in its price list from time to time. In case of non-conformance which PEHA has been notified of correctly and promptly, PEHA will repeat services and/or correct accordingly. To the extent permitted by law PEHA accepts no liability to the Buyer arising out of the provision of such services.
- m) PEHA does not represent or warrant that the goods may not be compromised or circumvented or that the goods will prevent any personal injury or property loss, burglary, robbery, fire or otherwise, or that the goods will in all cases provide adequate warning or protection. Buyer understands that a properly installed and maintained alarm may only reduce the risk of burglary, robbery, fire or other events occurring without providing an alarm, but it is not an insurance or guarantee that such will not occur or that there will be no personal injury or property loss as a result.
- n) These warranties are for the benefit of the Buyer only and are not assignable or transferable.
- o) Subject to appropriate storage and handling according to the manual PEHA grants a guarantee of durability (in the meaning of § 443 II German Civil Code) for 24 months from delivery date to the customer. Excluded are device software, consumables and spare parts. At PEHA's discretion the product will either be replaced or repaired. Defects which occur within the guarantee period must be reported in writing immediately on detection or if earlier when it should have been recognized.
- p) In the event of the supply of a consumer product any recourse claims remain unaffected. Any other recourse claims are excluded.

10. Limitation Of Liability

- a) PEHA is liable for intent and gross negligence on its part, on the part of its legal representatives and vicarious agents. If PEHA has not acted intentionally PEHA's liability is restricted to typical, foreseeable damage.
- b) PEHA shall also be liable in the event of negligent injury to life, body and health caused by PEHA, its legal representatives or vicarious agents and in the event of malicious failure to disclose a defect. Where a guarantee is provided by PEHA, then the extent of PEHA's liability is to be determined pursuant to the guarantee declaration.
- c) PEHA shall also be liable for the negligent failure to comply with any of its obligations that are fundamental to the purpose of the agreement. If PEHA has not acted intentionally PEHA's liability is restricted to typical, foreseeable damage.
- d) Additionally, PEHA shall be liable in cases of mandatory statutory liability, for example pursuant to the Product Liability Act.
- e) Buyer shall indemnify PEHA against any claims, damages, losses, costs and expenses incurred by PEHA as a result of either claims made against PEHA by third parties arising out of the combination or use of the goods with any incompatible ancillary products that may be connected to the goods, failure to apply required or recommended updates or patches to any software or device in the goods network environment or any other matter for which PEHA would not be liable to Buyer under these terms and conditions.
- f) Buyer acknowledges that PEHA has no obligation to provide any form of cybersecurity or data protection relating to the operation of the goods, software or the network environment. PEHA may provide Internet based services with the goods. It may change or cancel those services at any time. PEHA has no obligation to provide any form of cybersecurity or data protection relating to such Internet based services.
- g) Other than stated herein any liability of PEHA is excluded, regardless of the theory of liability, whether based in contract, tort, indemnity or otherwise.
- h) Buyer shall notify and consult with PEHA without undue delay and comprehensively if it intends to take legal recourse in accordance with the aforementioned provision. Buyer has to allow PEHA to investigate and examine the damages.

11. Recommendations

Any recommendations or assistance provided by PEHA concerning the use, design, application, or operation of the goods shall not be construed as representations or warranties of any kind, express or implied, and such information is accepted by Buyer at Buyer's own risk and without any obligation or liability to PEHA. It is the Buyer's sole responsibility to determine the suitability of the goods for use in the Buyer's application(s). Other than in cases of statutory obligations the failure by PEHA to make recommendations or provide assistance shall not give rise to any liability to PEHA.

12. Laws

- a) Buyer will comply with all applicable laws, regulations, and ordinances of any governmental authority in any country having proper jurisdiction, including, without limitation, those laws of the United States of America or other countries that regulate the import or export of the goods provided by PEHA and shall obtain all necessary import/export licenses in connection with any subsequent import, export, re-export, transfer, and use of all goods, technology, and software purchased, licensed, and received from PEHA. Unless otherwise mutually agreed in writing, Buyer agrees that it will not use or permit third parties to use the goods in connection with any activity involving nuclear fission or fusion, any use or handling of any nuclear material, or any nuclear, chemical, or biological weapons.
- b) Buyer shall not sell, transfer, export or re-export any goods or software for use in activities which involve the design, development, production, use or stockpiling of nuclear, chemical or biological weapons or missiles, nor use the goods or software in any facility which engages in activities relating to such weapons or missiles. In addition, the goods or software may not be used in connection with any activity involving nuclear fission or fusion, or any use or handling of any nuclear material until Buyer, at no expense to PEHA, has insurance coverage, indemnities, and waivers of liability, recourse and subrogation, acceptable to PEHA and adequate in PEHA's opinion to protect PEHA against any type of liability.
- c) Goods and services delivered by PEHA hereunder will be produced and supplied in compliance with all applicable laws and regulations in the Federal Republic of Germany. Buyer confirms that it will ensure that all goods are properly installed and used in accordance with the applicable safety at work laws and regulations, and Buyer will indemnify PEHA in respect of any costs, claims, actions or liability arising out of that Act, or otherwise arising out of the supply by Buyer or use by others of the goods, unless this is not caused by Buyer's failure.

13. Preclusion Against Setoff

Buyer is only entitled to set off any amount against any amount due or to become due from PEHA to Buyer or its affiliates that are undisputed or final absolute.

14. WEEE

- a) Prices do not include the costs of recycling goods covered by the European WEEE Directive 2002/96/EC and such costs may be added to the prices quoted.
- b) Unless a charge has been made therefore under section 14 a) above, if the provisions of the WEEE Directive 2002/96/EC as implemented in any local jurisdiction apply to goods, the financing and organization of the disposal of waste electrical and electronic equipment are with the exception of goods which are b2c as per PEHA catalog the responsibility of the Buyer who here-with accepts this responsibility, and Buyer will indemnify PEHA in respect of all such liabilities. The Buyer will handle the collection, processing and recycling of the goods in accordance with all applicable laws and regulations and shall pass on this obligation to the final user of the goods. Failure by the Buyer to comply with these obligations may lead to the application of criminal sanctions in accordance with local laws and regulations.

15. Applicable Law

These terms and conditions are subject to the Laws of the Federal Republic of Germany. These terms and conditions are excluded from the United Nations Convention on Contracts for the International Sale of Goods, 1980, and any successor thereto. The competent court at the seat of PEHA will have exclusive jurisdiction to adjudicate any dispute related to these terms and conditions.

16. Indemnification

Buyer shall indemnify PEHA for all costs and damages, including attorneys' fees, suffered by PEHA as a result of Buyer's culpable actual or threatened breach of these terms and conditions.



Terms and conditions

17. Buyer's Obligations Relating To Cybersecurity Event

- a) In order to facilitate PEHA's investigation of any cybersecurity event involving the goods or software, Buyer agrees to cooperate with PEHA in any investigation, litigation, or other action, as deemed necessary by PEHA to protect its rights relating to a cybersecurity event.
- b) PEHA does not represent that the goods or software is compatible with any specific third party hardware or software other than as expressly specified by PEHA. Buyer is responsible for providing and maintaining an operating environment with at least the minimum standards specified by PEHA. Buyer understands and warrants that Buyer has an obligation to implement and maintain reasonable and appropriate security measures relating to the goods or software, the information used therein, and the network environment. This obligation includes complying with applicable cybersecurity standards and best industry practices including those recommended by any national institutions in the Buyer's territory. If a cybersecurity event occurs, Buyer shall promptly notify PEHA of the cybersecurity event. Buyer shall promptly use its best efforts to detect, respond and recover from such a cybersecurity event. Buyer shall take reasonable steps to immediately remedy any cybersecurity event and prevent any further cybersecurity event at Buyer's expense in accordance with applicable laws, regulations, and standards. Buyer further agrees that Buyer will use its best efforts to preserve forensic data and evidence in its response to a cybersecurity event. Buyer will provide and make available this forensic evidence and data to PEHA.
- c) PEHA shall not be liable for damages caused by a cybersecurity event resulting from Buyer's failure to comply with these terms or Buyer's failure to maintain reasonable and appropriate security measures.
- d) Buyer agrees to comply with all applicable data security laws and standards, and shall indemnify and hold PEHA harmless for Buyer's failure to comply.

18. Miscellaneous

- a) The parties may exchange confidential information during the performance or fulfilment of any supply. Confidential information includes any information or data that are provided by one party (the disclosing party) to the other party (the recipient) in any form, including any information or data relating to the operation or performance of products and all data generated by the products which are aggregated and de-identified. However, such information or data may be used by PEHA in accordance with section 18 b) below. All confidential information shall remain the property of the disclosing party and shall be kept confidential by the recipient for a period of 10 years following the date of disclosure. These obligations shall not apply to information which is: (I) publicly known at the time of disclosure or becomes publicly known through no fault of recipient, (II) known to recipient at the time of disclosure through no wrongful act of recipient, (III) received by recipient from a third party without restrictions similar to those in this section, or (IV) independently developed by recipient. Each party shall retain ownership of its confidential information, including without limitation all rights in patents, copyrights, trademarks and trade secrets. A recipient of confidential information may not disclose such confidential information without the prior written consent of the disclosing party, provided that PEHA may disclose confidential information to its affiliated companies in the sense of §§ 15 et seq. AktG, and its and their employees, officers, consultants, agents, and contractors.
- b) Subject to compliance with all applicable data protection laws and regulations, PEHA retains the right to utilize any and all data and information that is collected, generated, processed or transmitted by or through the products and all data and information provided or transmitted to PEHA regarding the operation or performance of the products in an aggregated or anonymized form for any business purpose, including product, software or service development, marketing or sales support or other analytics. To the extent that Buyer does not own any such information or data, Buyer grants PEHA and its affiliated companies in the sense of §§ 15 et seq. AktG (or shall procure for PEHA and its affiliated companies in the sense of §§ 15 et seq. AktG the grant of) a perpetual right to use and make derivative works from such information and data for any lawful purpose.
- c) PEHA as a data processor will process Buyer's personal data as necessary to sell the products and/or to provide the services to Buyer and to meet PEHA's obligations under any purchase order and applicable law. PEHA shall process Buyer's personal data during the period of performance of any Buyer's purchase order governed by these terms and conditions and thereafter. Buyer as data controller acknowledges and agrees that PEHA will share personal data with its affiliated companies in the sense of §§ 15 et seq. AktG and may transfer the personal data to USA, India or Mexico.
- d) These terms and conditions (including those agreed separately in writing) constitute the entire agreement of PEHA and Buyer, superseding all prior agreements or understandings, written or oral, and cannot be amended except by a mutually executed writing.
- e) Buyer may not assign any rights or duties hereunder without PEHA's written prior consent. PEHA may subcontract its obligations hereunder without Buyer's consent. No representation, warranty, course of dealing, or trade usage not contained or expressly set forth herein will be binding on PEHA.
- f) Headings and captions are for convenience of reference only and do not alter the meaning or interpretation of these terms and conditions.

- g) No failure by PEHA to enforce at any time for any period the provisions hereof shall be construed as a waiver of such provision or of the right of PEHA to enforce thereafter each and every provision.
- h) In the event any provision herein is determined to be illegal, invalid, or unenforceable, the validity and enforceability of the remaining provisions shall not be affected and, in lieu of such provision, a provision as similar in terms as may be legal, valid, and enforceable shall be added hereto.
- i) Provisions herein which by their very nature are intended to survive termination, cancellation, or completion of supply shall survive such termination, cancellation, or completion.
- j) All stenographic and clerical errors are subject to correction.
- k) These terms and conditions shall confer no benefit on any third party.

19. Language

The German language version of these terms and conditions will prevail in case of conflict with any translations provided for convenience purposes.

Halver, May 2020

Additional terms and conditions for PEHA Elektro GmbH & Co. KG

PEHA Elektro GmbH & Co. KG
a Honeywell Company
Daimlerstraße 4
58553 Halver
Germany

to 7. c) Termination, Return Of Goods

Orders for custom-made products can't be cancelled after order. Processing and already delivered custom-made products can't be returned.

to 3. a) Payment

As far as annual bonus is agreed, the bonus credit is due from 15 February of the following year, for settlement with current deliveries. The bonus bill is then invoice values of the deliveries of the relevant fiscal year without VAT (VAT) included, netted with any credits of any kind during this fiscal year. The supplier reserves the right to the bonus groups of the goods to be limited or objects of the exclude benefits from the bonus ability.

to 2. h) Quote/Prices

For orders with a net value of 250.00 EUR to a single domestic shipping address For orders with a net value of 300.00 EUR to a single domestic shipping address is the delivery free (CPT according to Incoterms 2010). For a net value of goods below 300.00 EUR administration and handling costs of 25.00 EUR will be applied. For orders below 50 EUR a member of our Customer Services Team will contact the customer and advise that any order needs to be increased and/or consolidated to a minimum value of 50.00 EUR. Otherwise, PEHA will be unable to process the order and it will be rejected. If the revised order value is less than 300.00 EUR it will be subject to a carriage charge of 25.00 EUR. For overnight deliveries for goods up to 20 kg the standard administration and handling costs of 35.50 EUR will be applied.

to 2. d) Quote/Prices

Items that are not included in the supplier's price list due to the special production, or not belong to his standard production program, are subject to a surcharge, which has to be agreed prior to placing the order. If the customer requests the preparation of special project planning documents, or desires the initial commissioning or the creation of programs, the supplier is entitled to charge these costs separately.

to 2. f) Quote/Prices

If express delivery is prescribed by the orderer, he shall bear in any case, the in excess of the general cargo costs, extra express freight costs. The supplier may, at its discretion, also shipments unfree and compensate the buyer for the general cargo tariff.

to 12 c.) Laws

Transport packaging is collected and recovered on the basis of the "Ordinance on the Prevention of Packaging Waste" of 01 December 1991 via Interseroh AG.

to 7. c) Termination, Return Of Goods

Returns are only accepted by prior, special agreement, documented by a RMA number. If a return is accepted, the products must be in undestroyed original packaging freight paid to be sent to our warehouse. There will be a lump sum of 25 % of the value of the goods, however at least 50.00 EUR charged.



WEEE Directive 2012/19/EC Waste Electrical and Electronic Equipment directive

At the end of the product life dispose of the packaging and product in a corresponding recycling centre. Do not dispose of the unit with the usual domestic refuse. Do not burn the product.



For more information

www.peha.de

PEHA Elektro GmbH & Co. KG

a Honeywell Company

Daimlerstraße 4

58553 Halver

Germany

Telephone +49 (0)2353 9118 001

Telefax +49 (0)2353 9118 311

peha@honeywell.com

EP1002 R0520

© 2020 Honeywell International Inc. All rights reserved.

