



Content

Introduction

Our range	7
Just released	8

LED Modules

LED Modules portfolio	16
Downlight Modules	
New! Fortimo DLM EaseSelect Gen2	20
CertaFlux DLM EaseSelect Gen1	21
Fortimo DLM Flex Gen2	22
New! CertaFlux DLM Slim	24
CertaFlux DLM EaseSelect Ceiling Light	25
Spotlight Modules	
Fortimo SLM Gen6 – Standard	28
Fortimo SLM Gen6 PremiumWhite	32
Fortimo SLM Gen6 CrispWhite	34
Fortimo SLM Gen6 – Food WarmWhite and Food PremiumRed	36
New! Fortimo SLM Gen7 1204 HD	37
Coming Soon!	
Fortimo SLM Premium Color	39
Fortimo SLM holders	40
Fortimo SLM EaseSelect Gen1	41
New! CertaFlux SLM Gen1	42
Coming Soon!	
CertaFlux SLM holders	44
Linear Modules	
New! Fortimo LED Line Gen4	48
New! Fortimo LED Line HighFlux Gen3	50
New! Fortimo LED Strip Gen4 – 0.5ft, 1ft, 2ft	52
New! Fortimo LED Strip Gen4 – 4ft, 5ft	56
New! Fortimo LED Square Gen2	60
CertaFlux LED Square	62
New! CertaFlux LED Strip Gen3	64
New! CertaFlux LED Panel	66

LED Modules

Outdoor Modules	
Fortimo FastFlex Gen4	70
Coming Soon!	
Fortimo FastFlex IP66	72
CertaFlux PLM	74
Industrial Modules	
Fortimo High Bay	78
LED Electronics Easy Design-in tool	80
LED Drivers	
LED Drivers portfolio	84
Our range	85
Philips Xitanium SR Drivers	
Connectivity in Linear Lighting	89
Coming Soon!	
Connectivity in Outdoor Lighting	90
New! EasyAir Industry Sensor SNH200	91
Coming Soon!	
EasyAir Outdoor Module SNO100	92
Outdoor Drivers	
Xitanium Full Programmable	96
New! Xitanium Lite Programmable	97
Xitanium Adjustable Output Current	98
Xitanium Dim Single Current	99
New! Xitanium Single Current	100

LED Drivers

Industrial Drivers	
New! Xitanium Dim Single Current High Bay	104
Indoor Point Drivers	
New! Xitanium Programmable	108
Xitanium Adjustable Output Current (WH Family)	109
Xitanium Adjustable Output Current (Mini Family)	110
Xitanium Single Current (Mini Family)	111
New! Xitanium Single Current	112
New! Xitanium Single Current TE	113
New! CertaDrive Single Current Gen2	114
CertaDrive Single Current (LPF Family)	115
TrustSight LED Emergency Systems Point/Downlight	116
Indoor Linear Drivers	
New! Xitanium Programmable	120
New! Xitanium Adjustable Output Current	121
New! Xitanium Single Current	122
New! CertaDrive Single Current	124
TrustSight LED Emergency Systems	125
LED Transformer	
New! Performance	128
New! Mainstream	129
MultiOne Configurator	130

LED Lamps

LED spot	
Master LED MR16 ExpertColor	138
Master LED MR16	140
Master LED MR11	142
New! ET-Standard Transformer	143
New! High Lumen MR16	144
Master LED GU10 & Essential LED GU10	146
Master LED AR111	147
Master LED PAR30S & Essential LED PAR30S	148
New! High Lumen PAR30L	149
LED tube	
New! Master LEDtube	152
New! Essential LEDtube T8	153
New! Essential LEDtube T5	153
New! LED PLC	154
New! Sensor LEDtube	155
LED candle and lustre	
Master LEDcandle DimTone	158
Master LEDlustre DimTone	159
LED HID	
TrueForce LED HighBay	162
New! TrueForce LED Public	163
LED bulb	
Entry range LED bulb	166
New! WarmGlow Dim Bulb	167
New! Philips LEDstick	168
Master LEDBulb Dimtone	169
LED Deco Classic	170
New! Scene Switch LED bulb	172
High Lumen LEDBulb	173
LED Deco Classic	174

Others

Visit our website	176
Technical specifications	177



Our range

LED Modules and LED Drivers

Philips has designed these families of Systems and Drivers, each with their features and benefits, to help you in designing luminaires for a variety of application. Get to know these products better with this latest catalogue, and we are certain that they will meet your OEM needs.

Fortimo LED Modules

Fortimo LED Modules bring you maximum performance and compatibility. Engineered to be robust, they are highly reliable and of exceptional light quality. The energy-efficient range of portfolio can cover downlight, spotlight, linear and outdoor LED light engines for use in indoor and outdoor luminaires. Standard local system warranty from Philips applies.

Xitanium LED Drivers

Our popular Xitanium LED Drivers are reliable, robust and offer much needed flexibility through the operating window and its smart features. They are designed and manufactured for indoor and outdoor applications, available in various form factors with fixed light output, dimming and programmable versions. A unique characteristic of the Xitanium LED Drivers is that it actually allows one to carry out late stage programming and drivers configuration, which is very helpful in the production process.

CertaFlux LED Modules

CertaFlux LED Modules offer basic product performance and functionalities, with a quality of light that is good enough to meet the market needs for basic, general lighting. They are designed for luminaires targeted at high volume markets. These LED Modules come complete with standard local system warranty.

CertaDrive LED Drivers

CertaDrive LED Drivers are designed to meet the market needs for basic lighting. These are ideal for high volume manufacturing and design, suitable for applications to be put together along with CertaFlux LED Modules. Offering basic specifications, such as specific current and voltage settings, they are basic but efficient and dependable. Each driver comes with standard local warranty.

Just released

As with every year, the passionate team at Philips endeavors to bring you a series of new product introductions that are relevant to your design and business needs.

LED Indoor Modules – Downlight



Fortimo DLM EaseSelect Gen2

Continuously to provide integrated Driver on Board solution for downlight application with high performance. Very low ripple(4%) is achieved to greatly improve flickering performance. Released in Q4 2017

See page 20



CertaFlux DLM Slim

Easy to use solution for downlight application with affordable cost but no sacrifice on light quality. New CCT (6500K) is released in Q3 2017

See page 24

LED Indoor Modules – Linear



CertaFlux LED Panel

CertaFlux LED Panel are designed to enable OEMs to make slim LED luminaires for commercial office applications, with offering simple & flexible portfolio, high product reliability and peace of mind

See page 66

LED Indoor Modules – Spotlight



Fortimo SLM Gen7 1204 HD

High – density LED Modules from Fortimo SLM Gen7. The new range extends the possibilities to differentiate by combining a high punch effect with narrow beam optics in miniaturized luminaire designs

See page 37



Fortimo SLM Premium Color (Coming soon)

Optenhance the color quality to bring really vivid color imized spectrum help to further

See page 39



CertaFlux SLM Holders (Coming soon)

After Certaflux SLM Gen1 released, relevant holders will come soon which helps to ensure easy design in customers side. 3 SKUs will be introduced in the family

See page 44

LED Outdoor Modules



Fortimo FastFlex IP66 (Coming soon)

Fortimo FastFlex IP66 (FFIP) Modules offering best-in-class energy efficacy are designed to provide a total IP solution perfect for easy design-in in outdoor as well as industry applications

See page 72

Just released

LED Drivers – Smart Electronics



Xitanium SR Linear HV (non-isolated) Drivers

After launching LV/isolated drivers we have now completed the range of linear SR drivers by introducing a full portfolio of HV/non-isolated linear drivers with SR functionality

See page 89



Xitanium SR Outdoor 40W/22W Drivers Xitanium SR Outdoor 150W/75W IP67 Drivers (Coming soon)

With these new SR outdoor drivers you can build connected solutions in outdoor together with our SR Certified outdoor partners that offer city management systems

See page 90

LED Drivers – Industrial Drivers



Xitanium Dim 100W, 150W, 220W Independent High Bay LED Drivers

Ultimate robustness and thermal performance withstanding harsh industry application

See page 104

LED Drivers – Smart Electronics



EasyAir Industry Sensor SNH200

Based on Xitanium SR drivers, the EasyAir SNH200 is an easy to integrate, cost effective connected lighting solution; built with presence and daylight sensing capability, SNH200 is aimed at industrial applications such as warehouses, assembly or cold storage areas

See page 91

LED Drivers – Indoor Point Drivers



Xitanium Mini Dali

Mini platform extended to Dali features

See page 108



Xitanium Single Current Gen2

40W platform upgraded to Generation 2 and extended to 64W

See page 112

LED Drivers – Outdoor Drivers



Xitanium Lite Programmable 100W/150W/220W IP67 Drivers

Designed to delivery high-end performance and configurability via SimpleSet, IP67 LED Driver for harsh outdoor application

See page 97

LED Drivers – Indoor Point Drivers



Xitanium Single Current TE

New TE dimming drivers in Xitanium portfolio

See page 113



CertaDrive Single Current Gen2

Both 20W and 40W platform also upgraded to Generation 2 with better performance

See page 114

Just released

LED Drivers – Indoor Linear Drivers



Xitanium 100W TD16 non-isolated SimpleSet Driver

16mm non-isolated Dali driver, range extension to 100W + SimpleSet

See page 120



Xitanium 36W and 65W isolated SimpleSet Driver

Xitanium isolated new window drivers + SimpleSet

See page 121



Xitanium 35W and 60W non-isolated 16mm SimpleSet

After 16mm Dali driver offering, now also comes Xitanium 35W and 60W 16mm non-isolated fixed output drivers + SimpleSet, giving more flexibility in luminaire designs

See page 121

LED Drivers – Indoor Linear Drivers



Xitanium Single Current 29W, 38W, 57W, 59W isolated

Xitanium Single Current Isolated linear LED Drivers offer industry leading performance and reliability at optimized cost. They are low ripple drivers with dual output currents, ideal for high volume applications where performance specification is also the key

See page 122



Certadrive Single Current 30W, 44W non-isolated Driver

System offering with CertaFlux LED Strip G3

See page 124

LED Drivers – Constant Voltage Transformer



Constant Voltage LED Transformer

New dimmable range with phase cut function to meet increasingly dimming requirement in certain indoor application of constant voltage LED Strip and Module

See page 128



Constant Voltage LED Transformer

New range with full portfolio of economic LED transformer to offer value for money dedicated LED solution for constant voltage LED Strip and Module in indoor application

See page 129

LED Lamps - Spot



High Lumen MR16

It brings out the true beauty of the merchandise by intense light (up to 1200lm) with small form factor. It is perfect for retail application

See page 144



High Lumen PAR30L

With new look and even stronger performance, High Lumen PAR30L will enhance shopping experience and elevate store image. PAR30L 40W provides the highest lumen package up to 4500lm - a direct retrofit for CDM 70W

See page 149

LED Lamps - Tube



Essential LEDtube T5

Philips Essential LEDtube T5 helps customers to achieve up to 50% energy savings and significant maintenance cost reduction

See page 153



Sensor LEDtube

Philips sensor LEDtube helps customers to achieve up to 60% energy savings and significant maintenance cost reduction

See page 155

LED Lamps - Bulb



Philips LEDstick

Philips LEDstick deliver high quality light in a compact design ideal for downlights and slim luminaire applications, making it ideal for general lighting applications in the retail and hospitality industry by offering their guests a differentiating ambience and unique experience in public area

























See page 168

LED Modules

LED Modules portfolio	16
Downlight Modules	
New! Fortimo DLM EaseSelect Gen2	20
CertaFlux DLM EaseSelect Gen1	21
Fortimo DLM Flex Gen2	22
New! CertaFlux DLM Slim	24
CertaFlux DLM EaseSelect Ceiling Light	25
Spotlight Modules	
Fortimo SLM Gen6 – Standard	28
Fortimo SLM Gen6 PremiumWhite	32
Fortimo SLM Gen6 CrispWhite	34
Fortimo SLM Gen6 – Food WarmWhite and Food PremiumRed	36
New! Fortimo SLM Gen7 1204 HD	37
Coming Soon!	
Fortimo SLM Premium Color	39
Fortimo SLM holders	40
Fortimo SLM EaseSelect Gen1	41
New! CertaFlux SLM Gen1	42
Coming Soon!	
CertaFlux SLM holders	44
Linear Modules	
New! Fortimo LED Line Gen4	48
New! Fortimo LED Line HighFlux Gen3	50
New! Fortimo LED Strip Gen4 – 0.5ft, 1ft, 2ft	52
New! Fortimo LED Strip Gen4 – 4ft, 5ft	56
New! Fortimo LED Square Gen2	60
CertaFlux LED Square	62
New! CertaFlux LED Strip Gen3	64
New! CertaFlux LED Panel	66
Outdoor Modules	
Fortimo FastFlex Gen4	70
Coming Soon!	
Fortimo FastFlex IP66	72
CertaFlux PLM	74
Industrial Modules	
Fortimo High Bay	78
LED Electronics	80
Easy Design-in tool	

LED Modules portfolio

Our range of Philips LED Modules are categorized for you to match your business requirements with ease. Refer to each range description to find out more.

	Downlight Modules	Spotlight Modules	Linear Modules	Outdoor Modules	Industrial Modules
<p>S</p> <p>Statement Connected and programmable</p>		<p>Fortimo SLM Gen6 CrispWhite</p>  <p>1211 1208 1205 1203 1202</p> <p>Fortimo SLM Gen6 - Food WarmWhite and Food PremiumRed</p>  <p>1211 1208</p>			
<p>P</p> <p>Performance Flexible and future-proof</p>	<p>Fortimo DLM EaseSelect Gen1</p>  <p>Fortimo DLM Flex Gen2</p>  <p>Fortimo DLM EaseSelect Gen2</p> 	<p>Fortimo SLM Gen6 - Standard</p>  <p>1216 1211 1208 1205 1203 1202</p> <p>Fortimo SLM Gen6 PremiumWhite</p>  <p>1216 1211 1208 1205 1203 1202</p> <p>Fortimo SLM Premium Color</p>  <p>1211 1208 1205 1203 1202</p> <p>Fortimo SLM EaseSelect Gen1</p> 	<p>Fortimo LED Line Gen4</p>  <p>Fortimo LED Line HighFlux Gen3</p>  <p>Fortimo LED Strip Gen4</p>  <p>0.5ft, 1ft, 2ft 4ft, 5ft</p> <p>Fortimo LED Square Gen2</p> 	<p>Fortimo FastFlex Gen 4</p>  <p>Fortimo FastFlex IP66</p> 	<p>Fortimo High Bay</p> 
<p>E</p> <p>Entry Foundation</p>	<p>CertaFlux DLM Slim</p>  <p>4 inch 6 inch 8 inch</p> <p>CertaFlux DLM EaseSelect Ceiling Light</p> 	<p>CertaFlux SLM Gen1</p>  <p>1208 1205 1204 1203 1202 1201</p> <p>CertaFlux LED Square</p>  <p>CertaFlux LED Strip Gen3</p>  <p>CertaFlux LED Panel</p> 	<p>CertaFlux PLM</p> 	<p>CertaFlux PLM</p> 	



Downlight Modules

Perfect downlighting can be achieved for offices, malls, hospitality and public buildings. Offering light of high quality, minimal glare and a high level of flexibility, our downlight systems can be easily integrated into your designs.



Fortimo DLM EaseSelect Gen2

Downlight

Fortimo DLM EaseSelect is a high performance Driver on Board (DoB) solution, delivering an excellent quality of light with low flicker. Having an integrated driver and the same mechanical footprint as existing DLM solutions (DLM Flex), enables easy and hassle-free design-in. The Fortimo brand promise brings with it the assurance of quality, reliability and performance.

CertaFlux DLM EaseSelect brings with it good performance in a cost effective Driver on Board (DoB) solution, delivering a high quality of light with low flicker. Having an integrated driver, enables easy and hassle-free design-in.

Features

- Low flicker (Max 4% for output current Ripple)
- Ease of design – in
- Cost-effective solution
- High system Lm/W of 116 for high end project needs
- Long life-time: 50,000 hours
- Excellent color consistency of 3 SDCM
- Full portfolio with all typical downlight lumen packages (1100 lm, 2000 lm, 3000 lm) and different CCTs (3000K, 4000K)

Benefits

- Excellent cost-performance
- Suitable for compact heat sink designs
- Long lasting
- Covers all downlight applications and ambiance needs
- Simple and easy to maintain

Applications

- Offices
- Public buildings
- Retail



Fortimo DLM EaseSelect Gen2

Product specifications

Product type	Light output@ typical	Module power@ 230V	Module efficacy@ typical	Color temperature	Color rendering	Color consistency	Tc life	B50/L70 at Tc Life	Order code
	lm	W	lm/W	K	Ra	SDCM	°C	Hours	12NC
Fortimo DLM ES 1100/830 G2	1080	9.5	114	3000	> 80	3	70	> 50,000	929001435506
Fortimo DLM ES 1100/840 G2	1100	9.5	116	4000	> 80	3	70	> 50,000	929001435606
Fortimo DLM ES 2000/830 G2	1930	17.5	110	3000	> 80	3	70	> 50,000	929001435706
Fortimo DLM ES 2000/840 G2	2000	17.5	114	4000	> 80	3	70	> 50,000	929001435806
Fortimo DLM ES 3000/830 G2	2850	26.5	108	3000	> 80	3	70	> 50,000	929001435906
Fortimo DLM ES 3000/840 G2	3000	26.5	113	4000	> 80	3	70	> 50,000	929001436006

CertaFlux DLM EaseSelect Gen1

Downlight

Certaflux DLM EaseSelect brings with it good performance in a cost effective driver on board (DoB) solution, delivering a high quality of light with low flicker. Having an integrated driver, enables easy and hassle free design-in.

Features

- Low flicker
- Ease of design – in
- Cost-effective solution
- Good enough Lm/W upto >100lm/w, more initial cost driven projects (CertaFlux)
- Long life-time: 35,000 hours
- Excellent color consistency of 3 SDCM
- Full portfolio with all typical downlight lumen packages (1100 lm, 2000 lm, 3000 lm) and different CCTs (3000K, 4000K, 6500K)

Benefits

- Excellent cost-performance
- Suitable for compact heat sink designs
- Long lasting
- Covers all downlight applications and ambiance needs
- Simple and easy to maintain

Applications

- Offices
- Public buildings
- Retail



Certaflux DLM EaseSelect Gen1

Product specifications

Product type	Light output	Module power	Module efficacy	Color temperature	Color rendering	Color consistency	Tc life	B50/L70 at Tc Life	Order code
	lm	W	lm/W	K	Ra	SDCM	°C	Hours	12NC
CertaFlux DLM ES 1100/830 G1	1080	11.4	95	3000	> 80	3	70	> 35,000	929000997880
CertaFlux DLM ES 1100/840 G1	1130	11.1	102	4000	> 80	3	70	> 35,000	929000997980
CertaFlux DLM ES 1100/865 G1	1130	11.1	102	6500	> 80	3	70	> 35,000	929000998080
CertaFlux DLM ES 2000/830 G1	1930	21.7	89	3000	> 80	3	70	> 35,000	929000998180
CertaFlux DLM ES 2000/840 G1	2020	21.3	95	4000	> 80	3	70	> 35,000	929000998280
CertaFlux DLM ES 2000/865 G1	2020	21.3	95	6500	> 80	3	70	> 35,000	929000998380
CertaFlux DLM ES 3000/830 G1	2770	31	89	3000	> 80	3	70	> 35,000	929000998480
CertaFlux DLM ES 3000/840 G1	2956	31	95	4000	> 80	3	70	> 35,000	929000998580
CertaFlux DLM ES 3000/865 G1	2956	31	95	6500	> 80	3	70	> 35,000	929000998680

Fortimo DLM Flex Gen2

Downlight

Being the trend setter in high performance LED downlighting with the Fortimo DLM range, Philips introduced the next generation of the Fortimo LED DLM Flex family. Being backwards compatible with the previous generation, Fortimo LED DLM Flex Gen2 enables further optimization of existing as well as new flexible downlight luminaire designs.

Features

- Range of 1100 to 5000lm
- Offer includes PCB only version, shallow housing and high housing
- Compatible with both high performance, full flexibility window drivers and high value-for-money CertaDrive drivers
- Backwards compatibility and up to 162lm/W at an improved Tc of 75°C
- Better glare performance vs CoB solutions
- CRI >80 and perfect colour stability over lifetime
- Color temperatures: 3000K, 4000K, 5000K and 6500K

Benefits

- Full flexibility and design freedom based on a full portfolio
- Easy design-in based on outstanding efficiencies & high robustness
- High quality of light
- A reliable & flexible system proposition offering peace of mind

Applications

- Offices
- Public buildings
- Hospitality
- Retail



Fortimo DLM Flex Gen2

Product specifications

Product type	Light output	Module efficacy@ low-housing	Module efficacy@ high-housing	Color temperature	Color rendering	Color consistency	Tc life	B50/L70 at Tc Life	Order code
	lm	lm/W	lm/W	K	Ra	SDCM	°C	Hours	12NC
Fortimo LED DLM Flex 1100/830 Gen2	1100	115	93	3000	> 80	3	75	> 50,000	929001503880
Fortimo LED DLM Flex 1100/840 Gen2	1100	127	104	4000	> 80	3	75	> 50,000	929001503980
Fortimo LED DLM Flex 1100/850 Gen2	1100	127	104	5000	> 80	3	75	> 50,000	929001508380
Fortimo LED DLM Flex 1100/865 Gen2	1100	127	104	6500	> 80	3	75	> 50,000	929001504080
Fortimo LED DLM Flex 2000/830 Gen2	2000	113	91	3000	> 80	3	75	> 50,000	929001504180
Fortimo LED DLM Flex 2000/840 Gen2	2000	125	102	4000	> 80	3	75	> 50,000	929001504280
Fortimo LED DLM Flex 2000/850 Gen2	2000	125	102	5000	> 80	3	75	> 50,000	929001508480
Fortimo LED DLM Flex 2000/865 Gen2	2000	125	102	6500	> 80	3	75	> 50,000	929001504380
Fortimo LED DLM Flex 3000/830 Gen2	3000	115	94	3000	> 80	3	75	> 50,000	929001504480
Fortimo LED DLM Flex 3000/840 Gen2	3000	127	105	4000	> 80	3	75	> 50,000	929001504580
Fortimo LED DLM Flex 3000/850 Gen2	3000	127	105	5000	> 80	3	75	> 50,000	929001508580
Fortimo LED DLM Flex 3000/865 Gen2	3000	127	105	6500	> 80	3	75	> 50,000	929001504680
Fortimo LED DLM Flex 5000/830 Gen2	5000	110	88	3000	> 80	3	75	> 50,000	929001504780
Fortimo LED DLM Flex 5000/840 Gen2	5000	122	99	4000	> 80	3	75	> 50,000	929001504880
Fortimo LED DLM Flex 5000/850 Gen2	5000	122	99	5000	> 80	3	75	> 50,000	929001508680
Fortimo LED DLM Flex 5000/865 Gen2	5000	122	99	6500	> 80	3	75	> 50,000	929001504980

* Module efficacy is calculated for the typical lm output. For more detailed specifications (including lifetime), please check the datasheets or the Easy Design-in Tool.

Fortimo LED DLM Flex Cover Shallow housing	929000908506
Fortimo LED DLM Flex High Cover High housing	929000927806
Fortimo LED DLM Flex cable 600mm Cable	929000910706



Compatible LED Drivers

The Fortimo LED DLM portfolio is compatible with multiple Xitanium LED drivers. Xitanium LED drivers are available as a built-in or independent driver, dimmable or with a fixed output. For a detailed overview of all available Xitanium indoor point drivers, please go to the Xitanium indoor point driver section at pages 108-113. To find the best driver module combination for your application, the "Easy Design-in Tool" is available via philips.com/technology. Below table shows which Xitanium LED driver window is compatible by default with Fortimo LED DLM.

Product specifications

Product type	1100 lm	2000 lm	3000 lm	5000 lm	Order code
Smart Point LED Drivers					
Xitanium 20W WH 0.15-0.5A 54V TD/Is 230V	•	•			929000991706
Xitanium 36W/m 0.3-1.05A 54V TD 230V	•	•	•	•	929000969906
Xitanium 36W WH 0.3-1A 48V TD/Is 230V	•	•	•	•	929000969906
Xitanium 50W WH 0.7-1.5A 54V TD/Is 230V			•	•	929000904106
Fixed Point LED Drivers					
Xitanium 20W WH 0.15-0.5A 54V Is	•	•			929001413906
Xitanium 20W WH 0.15-0.5A 54V S	•	•			929001416506
Xitanium 20W/m 0.15-0.5A 48V 230V	•	•			929000893806
Xitanium 20W/m 0.15-0.5A 54V 230V	•	•			929001415006
Xitanium 36W/m 0.3-1.05A 48V 230V	•	•	•	•	929000881806
Xitanium 36W WH 0.3-1.05A 54V Is	•	•	•	•	929001414006
Xitanium 36W WH 0.3-1.05A 54V S	•	•	•	•	929001416606
Xitanium 36W/m 0.3-1.05A 54V 230V	•	•	•	•	929001415106
Xitanium 43W/m 0.7-1.2A 54V 230V			•	•	929001415206
Xitanium 50W WH 0.7-1.5A 54V Is			•	•	929001416806
Xitanium 50W/m 0.7-1.5A 54V 230V			•	•	929001415306
Xitanium 50W/m 0.7-1.5A 48V 230V			•	•	929000934606
Xitanium 50W WH 0.7-1.5A 54V S			•	•	929001415306
Fixed Peak Point LED Drivers					
CertaDrive 15W 0.35A 42V I 230V	•				929000898106
CertaDrive 20W 0.5A 40V I 230V		•			929000898006
CertaDrive 30W 0.7A 42V I 230V G2			•		929001414280
CertaDrive 44W 1.05A 42V I 230V G2				•	929001414580
Xitanium 15W 0.35A 42V I 230V	•				929001410180
Xitanium 21W 0.5A 42V I 230V		•			929001410280
Xitanium 32W 0.7/0.75A 42V I 230V G2			•		929001418380
Xitanium 44W 1.0/1.05A 42V I 230V G2				•	929001418680

* Check the Xitanium Indoor Point Driver portfolio on pages 101-106 for all available drivers with the operating window you need.

CertaFlux DLM Slim

Downlight

Certaflux DLM Slim module provides a very easy to use solution for downlight application with affordable cost but no sacrifice on light quality. The module is integrated with optical and heatsink which help to make the product extremely easy to use. Optimized diffuser gives uniform light. Whole portfolio is fully compatible with Philips Drivers and with high flexibility in lm/w and S/W. 6500K is added in the family

Features

- Provides 600lm/1000lm/2000lm lumen package
- Optimized diffuser provides good uniformity
- Up to 130lm/W @ module level
- CRI >80 and good colour stability over lifetime
- Fully compatible with Philips Certa Drivers
- Color temperatures: 3000K, 4000K, 5000K, 6500K

Benefits

- Easy to Use
- Flexible in Flux package with different combination with different drivers
- Good light of Quality

Applications

- Offices
- Public buildings
- Hospitality
- Retail



Product specifications

Product type	Light output	Module power	Module efficacy	Color temperature	Color rendering	Color consistency	Tc life	B50/L70 at Tc Life	Order code
	lm	W	lm/W	K	Ra	SDCM	°C	Hours	12NC
CertaFlux DLM Slim 600lm 830 4"	630	6.9	91	~3000	> 80	6	70	> 25,000	929001443280
CertaFlux DLM Slim 600lm 840 4"	640	6.9	92	~4000	> 80	6	70	> 25,000	929001443380
CertaFlux DLM Slim 600lm 850 4"	640	6.9	92	~5000	> 80	6	70	> 25,000	929001443480
CertaFlux DLM Slim 600lm 865 4"	640	6.9	92	~6500	> 80	6	70	> 25,000	929001462280
CertaFlux DLM Slim 1000lm 830 4"	980	10	98	~3000	> 80	6	80	> 25,000	929001443580
CertaFlux DLM Slim 1000lm 840 4"	1040	10	104	~4000	> 80	6	80	> 25,000	929001443680
CertaFlux DLM Slim 1000lm 850 4"	1040	10	104	~5000	> 80	6	80	> 25,000	929001443780
CertaFlux DLM Slim 1000lm 865 4"	1040	10	104	~6500	> 80	6		> 25,000	929001462380
CertaFlux DLM Slim 1000lm 830 6"	1070	10.2	105	~3000	> 80	6	70	> 25,000	929001443880
CertaFlux DLM Slim 1000lm 840 6"	1150	10.2	113	~4000	> 80	6	70	> 25,000	929001443980
CertaFlux DLM Slim 1000lm 850 6"	1150	10.2	113	~5000	> 80	6	70	> 25,000	929001444080
CertaFlux DLM Slim 1000lm 865 6"	1150	10.2	113	~6500	> 80	6		> 25,000	929001462480
CertaFlux DLM Slim 2000lm 830 6"	2010	20.6	97	~3000	> 80	6	80	> 25,000	929001444180
CertaFlux DLM Slim 2000lm 840 6"	2140	20.6	104	~4000	> 80	6	80	> 25,000	929001444280
CertaFlux DLM Slim 2000lm 850 6"	2140	20.6	104	~5000	> 80	6	80	> 25,000	929001444380
CertaFlux DLM Slim 2000lm 865 6"	2140	20.6	104	~6500	> 80	6		> 25,000	929001462580
CertaFlux DLM Slim 2000lm 830 8"	2000	16.9	119	~3000	> 80	6	70	> 25,000	929001444480
CertaFlux DLM Slim 2000lm 840 8"	2130	16.9	126	~4000	> 80	6	70	> 25,000	929001444580
CertaFlux DLM Slim 2000lm 850 8"	2100	16.9	130	~5000	> 80	6	70	> 25,000	929001444680
CertaFlux DLM Slim 2000lm 865 8"	2100	16.9	130	~6500	> 80	6	70	> 25,000	929001462680

* Module Light output and efficacy is calculated @ typical. Measurement precision for flux +/-5%, Measurement precision for efficacy +/- 6%. For more detailed specifications (including lifetime) please approach local sales team.

Compatible LED Drivers

The Certaflux DLM Slim is compatible with multiple CertaLED drivers. For more details, please approach local sales team.

Product specifications

Product type	600lm 4"	1000lm 4"	1000lm 6"	2000lm 6"	2000lm 8"	Order code
CertaDrive 6W 0.15A 40V LPF I 230V	•					929001411780
CertaDrive 8W 0.2A 40V LPF I 230V	•					929001409980
CertaDrive 10W 0.25A 40V LPF I 230V		•	•			929001410006
CertaDrive 12W 0.3A 40V LPF I 230V		•	•			929001409506
CertaDrive 15W 0.35A 42V I 230V			•			929000898106
CertaDrive 20W 0.5A 40V I 230V				•	•	929000898006
CertaDrive 8W 0.2A 40V I 230V	•					929000956080
CertaDrive 15W 0.35A 42V I 230V						929000898106
CertaDrive 25W 0.6A 42V I 230V				•	•	929001414180
CertaDrive 30W 0.7A 42V I 230V				•	•	929001414280
Xitanium 20W WH 0.15 -0.5A 54V TD/Is 230V	•	•	•	•	•	929000991706
Xitanium 36W WH 0.3-1A 54V TD/Is 230V		•	•	•	•	929000969906
Xitanium 36W/m 0.3-1.05A 54V TD 230V			•	•	•	929001419106

* For latest compatible driver list, please always help to check with local sales team.

CertaFlux DLM EaseSelect Ceiling Light

Downlight

CertaFlux DLM ES Ceiling Light is a perfect solution for wide-diameter ceiling light application. This solution combines LED technology and driver with optical distribution. The system offers two lumen packages: 1500lm and 1900lm, along with two color temperatures: 3000K and 6500K. External optics ensure good uniformity of light distribution, and the design of this ceiling light ensures good heat management thus no need for an external heat sink. A standard Philips systems warranty is available for this product with a lifetime of 25,000 hours. An optimal choice to consider for a fast return on investment with a payback period estimated to be less than 1.5 years.

Features

- Two lumen output: 1500lm and 1900lm
- Efficiency levels surpassing TLE 32W
- High quality white light CRI 80
- 25,000 hours lifetime

Benefits

- Easy design-in
- >50% energy savings
- Standard warranty available

Applications

- Ceiling light for residential application, to replace TLE32/54 and TLE32/865



CertaFlux DLM EaseSelect Ceiling Light

Product specifications

Product type	Light output	Module power	Module efficacy	Color temperature	Color rendering	Color consistency	Tc max	B50/L70 at Tc Life	Order code
	lm	W	lm/W	K	Ra	SDCM	°C	Hours	12NC
Certaflux DLM ES 1500/830 CL G1	1379	14.8	93	3000	> 80	5	< 80	25,000	9290 009 94080
Certaflux DLM ES 1500/865 CL G1	1500	14.7	102	6500	> 80	5	< 80	25,000	9290 009 94180
Certaflux DLM ES 1900/830 CL G1	1748	18.4	95	3000	> 80	5	< 85	25,000	9290 009 94480
Certaflux DLM ES 1900/865 CL G1	1900	18.3	104	6500	> 80	5	< 85	25,000	9290 009 94580
Certaflux DLM ES 1500/830 CLC G1	1379	14.8	93	3000	> 80	5	< 80	25,000	9290 009 94280
Certaflux DLM ES 1500/865 CLC G1	1500	14.7	102	4000	> 80	5	< 80	25,000	9290 009 94380
Certaflux DLM ES 1900/830 CLC G1	1748	18.4	95	3000	> 80	5	< 85	25,000	9290 009 94680
Certaflux DLM ES 1900/865 CLC G1	1900	18.3	104	4000	> 80	5	< 85	25,000	9290 009 94780

Spotlight Modules

Because retail is detail. With the Fortimo LED SLM portfolio, Philips offers the ideal combination of high quality spotlighting with state-of-the-art performance and energy efficiency.



Fortimo SLM Gen6 – Standard

Spotlight

Fortimo LED SLM Gen6 continues to focus on the combination of Quality of Light and performance. By offering the CoB separate from the holder, even more flexibility in possible system combinations and specifications is achieved. This results in an extensive portfolio of lumen ranges, CCT's and spectra's. Please also check the online Easy Design-in Tool for your perfect system combination (www.easydesignintool.com).

Features

- Lumen packages from 800lm to above 10000lm
- Broad portfolio in terms of CCT 2700K, 3000K, 3500K, 4000K, 5000K, 5700K & CRI 80, 90 available
- A new holder (Poke In in Zhaga form factor) to be added
- Separation of CoB and holders to increase reactivity and speed improved understandability of the portfolio
- High Lumen modules for highbay / outdoor applications
- Up to 160lm/W at 85°C Tc
- Keep same form factor and LES as SLM Gen 5, extend 6.5mm and 23mm LES size
- High Tc of up to 95 for simple heat management
- Pre-configured system propositions both in high lm/W and lm/S
- Large choice of drivers available, including DALI dimming
- Philips standard systems warranty applies

Benefits

- Best quality of light for all applications
- Standard/Permium White/CrispWhite/Food available
- Excellent beam control and small reflector design
- Flexibility to optimize luminaire performance
- A reliable & flexible system proposition

Applications

- Retail
- Industry and outdoor



Fortimo SLM Gen6

Product specifications

Product type	Light output	Module power	Module efficacy	Color temperature	Color rendering	Color consistency	Tc life	B50/L70 at Tc Life	Order code
	lm	W	lm/W	K	Ra	SDCM	°C	Hours	12NC
Fortimo SLM C 827 1202 L06 1215 G6	870	6.9	125	2700	> 80	3	85	> 50,000	9290 014 53106
Fortimo SLM C 830 1202 L06 1215 G6	910	6.9	132	3000	> 80	3	85	> 50,000	9290 014 53206
Fortimo SLM C 835 1202 L06 1215 G6	930	6.9	134	3500	> 80	3	85	> 50,000	9290 014 53306
Fortimo SLM C 840 1202 L06 1215 G6	940	6.9	136	4000	> 80	3	85	> 50,000	9290 014 53406
Fortimo SLM C 927 1202 L06 1215 G6	720	6.9	104	2700	> 90	3	85	> 50,000	9290 014 53706
Fortimo SLM C 930 1202 L06 1215 G6	750	6.9	108	3000	> 90	3	85	> 50,000	9290 014 53806
Fortimo SLM C 740 1203 L09 1619 G6	1600	10.3	155	4000	> 70	3	85	> 50,000	9290 014 54406
Fortimo SLM C 827 1203 L09 1619 G6	1370	10.3	133	2700	> 80	3	85	> 50,000	9290 014 54506
Fortimo SLM C 830 1203 L09 1619 G6	1410	10.3	136	3000	> 80	3	85	> 50,000	9290 014 54606
Fortimo SLM C 835 1203 L09 1619 G6	1430	10.3	139	3500	> 80	3	85	> 50,000	9290 014 54706
Fortimo SLM C 840 1203 L09 1619 G6	1490	10.3	144	4000	> 80	3	85	> 50,000	9290 014 54806
Fortimo SLM C 850 1203 L09 1619 G6	1490	10.3	144	5000	> 80	3	85	> 50,000	9290 014 54906
Fortimo SLM C 927 1203 L09 1619 G6	1140	10.3	110	2700	> 90	3	85	> 50,000	9290 014 55106
Fortimo SLM C 930 1203 L09 1619 G6	1170	10.3	114	3000	> 90	3	85	> 50,000	9290 014 55206
Fortimo SLM C 740 1205 L13 2024 G6	2720	16.9	161	4000	> 70	3	85	> 50,000	9290 014 58606
Fortimo SLM C 827 1205 L13 2024 G6	2330	16.8	138	2700	> 80	3	85	> 50,000	9290 014 58706
Fortimo SLM C 830 1205 L13 2024 G6	2420	16.8	144	3000	> 80	3	85	> 50,000	9290 014 58806
Fortimo SLM C 835 1205 L13 2024 G6	2470	16.8	146	3500	> 80	3	85	> 50,000	9290 014 58906
Fortimo SLM C 840 1205 L13 2024 G6	2530	16.8	150	4000	> 80	3	85	> 50,000	9290 014 59006
Fortimo SLM C 850 1205 L13 2024 G6	2530	16.8	150	5000	> 80	3	85	> 50,000	9290 014 59106
Fortimo SLM C 927 1205 L13 2024 G6	1930	16.8	114	2700	> 90	3	85	> 50,000	9290 014 59306
Fortimo SLM C 930 1205 L13 2024 G6	2010	16.8	119	3000	> 90	3	85	> 50,000	9290 014 59406
Fortimo SLM C 740 1208 L15 2024 G6	4090	25.5	160	4000	> 70	3	85	> 50,000	9290 014 45806
Fortimo SLM C 827 1208 L15 2024 G6	3490	25.5	137	2700	> 80	3	85	> 50,000	9290 014 45906
Fortimo SLM C 830 1208 L15 2024 G6	3270	25.5	143	3000	> 80	3	85	> 50,000	9290 014 46006



Product specifications

Product type	Light output	Module power	Module efficacy	Colour temperature	Color rendering	Color consistency	Tc life	B50/L70 at Tc Life	Order code
	lm	W	lm/W	K	Ra	SDCM	°C	Hours	12NC
Fortimo SLM C 835 1208 L15 2024 G6	3710	25.5	145	3500	> 80	3	85	> 50,000	9290 014 46106
Fortimo SLM C 840 1208 L15 2024 G6	3790	25.5	148	4000	> 80	3	85	> 50,000	9290 014 46206
Fortimo SLM C 850 1208 L15 2024 G6	3790	25.5	148	5000	> 80	3	85	> 50,000	9290 014 46306
Fortimo SLM C 857 1208 L15 2024 G6	3710	25.5	145	5700	> 80	3	85	> 50,000	9290 014 46406
Fortimo SLM C 927 1208 L15 2024 G6	2890	25.5	113	2700	> 90	3	85	> 50,000	9290 014 46506
Fortimo SLM C 930 1208 L15 2024 G6	3000	25.5	118	3000	> 90	3	85	> 50,000	9290 014 46606
Fortimo SLM C 740 1211 L19 2828 G6	6570	41.6	158	4000	> 70	3	85	> 50,000	9290 014 47206
Fortimo SLM C 827 1211 L19 2828 G6	5610	41.6	135	2700	> 80	3	85	> 50,000	9290 014 47306
Fortimo SLM C 830 1211 L19 2828 G6	5770	41.6	139	3000	> 80	3	85	> 50,000	9290 014 47406
Fortimo SLM C 835 1211 L19 2828 G6	5890	41.6	142	3500	> 80	3	85	> 50,000	9290 014 47506
Fortimo SLM C 840 1211 L19 2828 G6	6090	41.6	146	4000	> 80	3	85	> 50,000	9290 014 47606
Fortimo SLM C 850 1211 L19 2828 G6	6090	41.6	146	5000	> 80	3	85	> 50,000	9290 014 47706
Fortimo SLM C 857 1211 L19 2828 G6	5890	41.6	142	5700	> 80	3	85	> 50,000	9290 014 47806
Fortimo SLM C 927 1211 L19 2828 G6	4640	41.6	112	2700	> 90	3	85	> 50,000	9290 014 47906
Fortimo SLM C 930 1211 L19 2828 G6	4860	41.6	117	3000	> 90	3	85	> 50,000	9290 014 48006
Fortimo SLM C 740 1216 L23 2828 G6	8580	55.1	155	4000	> 70	3	85	> 50,000	9290 014 48606
Fortimo SLM C 827 1216 L23 2828 G6	7370	55.1	134	2700	> 80	3	85	> 50,000	9290 014 48706
Fortimo SLM C 830 1216 L23 2828 G6	7550	55.1	137	3000	> 80	3	85	> 50,000	9290 014 48806
Fortimo SLM C 835 1216 L23 2828 G6	7700	55.1	140	3500	> 80	3	85	> 50,000	9290 014 48906
Fortimo SLM C 840 1216 L23 2828 G6	8000	55.1	145	4000	> 80	3	85	> 50,000	9290 014 49006
Fortimo SLM C 850 1216 L23 2828 G6	8000	55.1	145	5000	> 80	3	85	> 50,000	9290 014 49106
Fortimo SLM C 857 1216 L23 2828 G6	7700	55.1	140	5700	> 80	3	85	> 50,000	9290 014 49206
Fortimo SLM C 930 1216 L23 2828 G6	6340	55.1	115	3000	> 90	3	85	> 50,000	9290 014 49406

* Module efficacy is calculated for the typical lm output. For more detailed specifications (including lifetime) please check the datasheets online or the Easy Design-in Tool.
 ** The CoB size defines the compatibility with the Fortimo SLM Holders. The CoB size is also given in the name of the Holder.

Compatible LED Drivers

The Fortimo LED SLM portfolio is compatible with multiple Xitanium & Certa LED drivers. For a detailed overview of all available indoor point drivers, pls go to the xitanium indoor point driver section at pages 108-113 or the certa indoor point driver section at pages. To find the best driver module combination for your application, the Easy Design-in Tool is available via philips.com/technology. Below table shows which Xitanium and Certa LED driver window is compatible by default with Fortimo LED SLM.

Product specifications

Product type	COB						Order code
	1202	1203	1205	1208	1211	1216	
Smart Point LED Drivers							
Xitanium 36W/m 0.3-1.05A 54V TD 230V			•	•			929001419106
Xitanium 20W WH 0.15-0.5A 54V TD/Is 230V	•	•	•				929000991706
Xitanium 36W WH 0.3-1A 54V TD/Is 230V			•	•			929000969906
Xitanium 50W WH 0.7-1.5A 54V TD/Is 230V				•	•	•	929000991806
Fixed Point LED Drivers							
Xitanium 20W WH 0.15-0.5 54V Is	•	•	•				929001413906
Xitanium 20W WH 0.15-0.5A 54V S	•	•	•				929001416506
Xitanium 36W WH 0.3-1.05A 54V Is			•	•			929001414006
Xitanium 36W WH 0.3-1.05A 54V S			•	•			929001416606
Xitanium 50W WH 0.7-1.5A 54V Is				•	•	•	929001416806
Xitanium 50W WH 0.7-1.5A 54V S				•	•	•	929001416706
Xitanium 20W/m 0.15-0.5A 54V 230V	•	•	•				929001416706
Xitanium 20W/m 0.15-0.5A 48V 230V	•	•	•				929001415006
Xitanium 36W/m 0.3-1.05A 54V 230V		•	•	•			929000893806
Xitanium 36W/m 0.3-1.05A 48V 230V			•	•			929001415106
Xitanium 50W/m 0.7-1.5A 54V 230V				•	•	•	929001415306
Xitanium 50W/m 0.7-1.5A 48V 230V				•	•	•	929000934606
Fixed Peak Point LED Drivers							
Xitanium 16W/m 0.35A 46V SC 230V	•	•	•				929001412380
Xitanium 23W/m 0.5A 46V SC 230V	•	•	•	•	•	•	929001412480
Xitanium 32W/m 0.7A 46V SC 230V			•	•	•	•	929001412680
Xitanium 21W 0.5A 42V I 230V			•				929001410280
Xitanium 32W 0.7/0.75A 42V I 230V G2			•	•	•	•	929001418380
Xitanium 44W 1.0/1.05A 42V I 230V G2			•	•	•	•	929001418680
CertaDrive 10W 0.25A 40V LPF I 230V	•	•					929001410006
CertaDrive 12W 0.3A 40V LPF I 230V	•	•					929001409506
CertaDrive 15W 0.35A 42V I 230V	•	•	•	•			929000898106
CertaDrive 20W 0.5A 40V I 230V	•	•	•	•			929000898006
CertaDrive 30W 0.7A 42V I 230V G2			•	•	•		929001414280
CertaDrive 34W 0.8A 42V I 230V G2			•	•	•		929001414380
CertaDrive 38W 0.9A 42V I 230V G2			•	•	•	•	929001414480
CertaDrive 44W 1.05A 42V I 230V G2			•	•	•	•	929001414580

* Check the Xitanium Indoor Point Driver portfolio on pages 108-113 for all available drivers with the operating window you need.
 ** For more and latest combination, please always check the Easy Design-in Tool.



Fortimo SLM Gen6 PremiumWhite

Spotlight

Fortimo LED SLM PremiumWhite provides excellent quality of light and color rendition, combined with high energy efficiency. With color points carefully chosen just below the black body locus, PremiumWhite is ideal for creating ambience, fresh whites and depth of color in many retail environments. The PremiumWhite portfolio is available in all Fortimo LED SLM Gen5 CoB sizes.

Features

- Available in 3000K/3500K/4000K
- Colour point below the black body line
- Same outline (Zhaga form factor) and thermal behavior as SLM Gen 5
- LES size extended to 6.5mm and 23mm
- Information and support available to tune the system to specific needs
- Large choice of drivers available, incl DALI dimming
- 50,000 hours lifetime, standard Philips systems warranty applies

Benefits

- Outstanding quality of light – similar to MasterColour CDM Elite
- Good energy efficiency
- Easy design-in
- A reliable & flexible system proposition

Applications

- Retail



Fortimo SLM Gen6 PremiumWhite

Product specifications

Product type	Light output	Module power	Module efficacy	Color temperature	Color rendering	Color consistency	Tc life	B50/L70 at Tc Life	Order code
	lm	W	lm/W	K	Ra	SDCM	°C	Hours	12NC
Fortimo SLM C 830 PW 1202 L06 1215 G6	880	6.9	128	3000	> 80	3	85	> 50,000	9290 014 53906
Fortimo SLM C 930 PW 1202 L06 1215 G6	750	6.9	108	3000	> 90	3	85	> 50,000	9290 014 54006
Fortimo SLM C 935 PW 1202 L06 1215 G6	790	6.9	114	3500	> 90	3	85	> 50,000	9290 014 54106
Fortimo SLM C 940 PW 1202 L06 1215 G6	800	6.9	117	4000	> 90	3	85	> 50,000	9290 014 54206
Fortimo SLM C 830 PW 1203 L09 1619 G6	1390	10.4	133	3000	> 80	3	85	> 50,000	9290 014 55306
Fortimo SLM C 930 PW 1203 L09 1619 G6	1170	10.4	113	3000	> 90	3	85	> 50,000	9290 014 55406
Fortimo SLM C 935 PW 1203 L09 1619 G6	1240	10.4	119	3500	> 90	3	85	> 50,000	9290 014 55506
Fortimo SLM C 940 PW 1203 L09 1619 G6	1270	10.4	122	4000	> 90	3	85	> 50,000	9290 014 55606
Fortimo SLM C 830 PW 1205 L13 2024 G6	2380	17.0	139	3000	> 80	3	85	> 50,000	9290 014 59506
Fortimo SLM C 930 PW 1205 L13 2024 G6	2030	17.0	119	3000	> 90	3	85	> 50,000	9290 014 59606
Fortimo SLM C 935 PW 1205 L13 2024 G6	2130	17.0	125	3500	> 90	3	85	> 50,000	9290 014 59706
Fortimo SLM C 940 PW 1205 L13 2024 G6	2190	17.0	128	4000	> 90	3	85	> 50,000	9290 014 59806
Fortimo SLM C 830 PW 1208 L15 2024 G6	3580	25.5	140	3000	> 80	3	85	> 50,000	9290 014 46706
Fortimo SLM C 930 PW 1208 L15 2024 G6	3040	25.5	119	3000	> 90	3	85	> 50,000	9290 014 46806
Fortimo SLM C 935 PW 1208 L15 2024 G6	3200	25.5	125	3500	> 90	3	85	> 50,000	9290 014 46906
Fortimo SLM C 940 PW 1208 L15 2024 G6	3290	25.5	129	4000	> 90	3	85	> 50,000	9290 014 47006
Fortimo SLM C 830 PW 1211 L19 2828 G6	5740	41.2	139	3000	> 80	3	85	> 50,000	9290 014 48106
Fortimo SLM C 930 PW 1211 L19 2828 G6	4920	41.2	119	3000	> 90	3	85	> 50,000	9290 014 48206
Fortimo SLM C 935 PW 1211 L19 2828 G6	5130	41.2	124	3500	> 90	3	85	> 50,000	9290 014 48306
Fortimo SLM C 940 PW 1211 L19 2828 G6	5270	41.2	128	4000	> 90	3	85	> 50,000	9290 014 48406
Fortimo SLM C 830 PW 1216 L23 2828 G6	7410	55.5	134	3000	> 80	3	85	> 50,000	9290 014 49506
Fortimo SLM C 930 PW 1216 L23 2828 G6	6310	55.5	114	3000	> 90	3	85	> 50,000	9290 014 49606
Fortimo SLM C 935 PW 1216 L23 2828 G6	6630	55.5	119	3500	> 90	3	85	> 50,000	9290 014 49706
Fortimo SLM C 940 PW 1216 L23 2828 G6	6810	55.5	123	4000	> 90	3	85	> 50,000	9290 014 49806

* Module efficacy is calculated for the typical lm output. For more detailed specifications (including lifetime), please check the datasheets online or the Easy Design-in tool.
** The CoB size defines the compatibility with the Fortimo SLM Holders. The CoB size is also given in the name of the Holder (see page 40).

Compatible LED Drivers

The Fortimo LED SLM portfolio is compatible with multiple Xitanium LED drivers. Xitanium LED drivers are available as a built-in or independent driver, dimmable or with a fixed output. For a detailed overview of all available Xitanium indoor point drivers, please go to the Xitanium indoor point driver section at pages 108-113. To find the best driver module combination for your application, the Easy Design-in Tool is available via philips.com/technology. Below table shows which Xitanium LED driver window is compatible by default with Fortimo LED SLM.

Product specifications

Product type	COB						Order code
	1202	1203	1205	1208	1211	1216	
Smart Point LED Drivers							
Xitanium 36W/m 0.3-1.05A 54V TD 230V			•	•			929001419106
Xitanium 20W WH 0.15-0.5A 54V TD/Is 230V	•	•	•				929000991706
Xitanium 36W WH 0.3-1A 54V TD/Is 230V			•	•			929000969906
Xitanium 50W WH 0.7-1.5A 54V TD/Is 230V				•	•	•	929000991806
Fixed Point LED Drivers							
Xitanium 20W WH 0.15-0.5 54V Is	•	•	•				929001413906
Xitanium 20W WH 0.15-0.5A 54V S	•	•	•				929001416506
Xitanium 36W WH 0.3-1.05A 54V Is			•	•			929001414006
Xitanium 36W WH 0.3-1.05A 54V S			•	•			929001416606
Xitanium 50W WH 0.7-1.5A 54V Is				•	•	•	929001416806
Xitanium 50W WH 0.7-1.5A 54V S				•	•	•	929001416706
Xitanium 20W/m 0.15-0.5A 54V 230V	•	•	•				929001416706
Xitanium 20W/m 0.15-0.5A 48V 230V	•	•	•				929001415006
Xitanium 36W/m 0.3-1.05A 54V 230V			•	•			929000893806
Xitanium 36W/m 0.3-1.05A 48V 230V			•	•			929001415106
Xitanium 50W/m 0.7-1.5A 54V 230V				•	•	•	929001415306
Xitanium 50W/m 0.7-1.5A 48V 230V				•	•	•	929000934606
Fixed Peak Point LED Drivers							
Xitanium 16W/m 0.35A 46V SC 230V	•	•	•				929001412380
Xitanium 23W/m 0.5A 46V SC 230V	•	•	•	•	•	•	929001412480
Xitanium 32W/m 0.7A 46V SC 230V			•	•	•	•	929001412680
Xitanium 15W 0.35A 42V I 230V	•	•	•				929001410180
Xitanium 21W 0.5A 42V I 230V			•				929001410280
Xitanium 32W 0.7/0.75A 42V I 230V G2			•	•	•	•	929001418380
Xitanium 44W 1.0/1.05A 42V I 230V G2			•	•	•	•	929001418680
CertaDrive 10W 0.25A 40V LPF I 230V	•	•					929001410006
CertaDrive 12W 0.3A 40V LPF I 230V	•	•					929001409506
CertaDrive 15W 0.35A 42V I 230V	•	•	•	•			929000898106
CertaDrive 20W 0.5A 40V I 230V	•	•	•	•			929000898006
CertaDrive 30W 0.7A 42V I 230V G2			•	•	•		929001414280
CertaDrive 34W 0.8A 42V I 230V G2			•	•	•		929001414380
CertaDrive 38W 0.9A 42V I 230V G2			•	•	•	•	929001414480
CertaDrive 44W 1.05A 42V I 230V G2			•	•	•	•	929001414580

* Check the Xitanium Indoor Point Driver portfolio on pages 108-113 for all available drivers with the operating window you need.

** For more and latest combination, please always check the Easy Design-in Tool.

Fortimo SLM Gen6 CrispWhite

Spotlight

Fortimo LED SLM CrispWhite is a unique solution that offers an unparalleled rendering of intense white and warm, deep colors within one light source. Fortimo SLM CrispWhite is ideal for use in fashion lighting applications, where the white colors in the fabric and material truly stand out from the display. The CrispWhite portfolio is available in all Fortimo LED SLM Gen5 CoB sizes.

Features

- The perfect mix of Crisp White Light and warm colours in one LED source
- CRI 90
- Zhaga form factor
- Tc life of up to 85°C
- Extend to 6.5mm LES size from Gen5
- Philips standard systems warranty applies

Benefits

- Outstanding quality of light
- Easy design-in
- Very good efficiencies
- Excellent beam control and small reflector design
- A reliable and flexible system proposition

Applications

- Retail
- CrispWhite works best for: paper, garment and textiles



Fortimo SLM Gen6 CrispWhite

Product specifications

Product type	Light output	Module power	Module efficacy	Color temperature	Color rendering	Color consistency	Tc life	B50/L70 at Tc Life	Order code
	lm	W	lm/W	K	Ra	SDCM	°C	Hours	12NC
Fortimo SLM C 930 CW 1202 L06 1215 G6	640	7.0	91	3000	> 90	3	85	> 50,000	9290 014 54306
Fortimo SLM C 930 CW 1203 L09 1619 G6	980	10.6	92	3000	> 90	3	85	> 50,000	9290 014 55706
Fortimo SLM C 930 CW 1205 L13 2024 G6	1710	17.3	99	3000	> 90	3	85	> 50,000	9290 014 59906
Fortimo SLM C 930 CW 1208 L15 2024 G6	2540	25.9	98	3000	> 90	3	85	> 50,000	9290 014 47106
Fortimo SLM C 930 CW 1211 L19 2828 G6	4110	42.4	97	3000	> 90	3	85	> 50,000	9290 014 48506

* Module efficacy is calculated for the typical lm output. For more detailed specifications (including lifetime), please check the datasheets online or the Easy Design-in tool.

** The CoB size defines the compatibility with the Fortimo SLM Holders. The CoB size is also given in the name of the Holder (see page 40).

Compatible LED Drivers

The Fortimo LED SLM portfolio is compatible with multiple Xitanium and Certa LED Drivers. For a detailed overview of all available indoor point drivers, please go to the Xitanium Indoor Point Driver section at pages 108–113 or the Certa Indoor Point Driver section at pages 114–115. To find the best and latest driver module combination for your application, the Easy Design-in Tool is available via [Philips.com/technology](https://philips.com/technology). Below table shows which Xitanium and Certa LED Driver window is compatible with Fortimo LED SLM.

Product specifications

Product type	CoB					Order code
	1202	1203	1205	1208	1211	
Smart Point LED Drivers						
Xitanium 36W/m 0.3-1.05A 54V TD 230V			•	•		929001419106
Xitanium 20W WH 0.15-0.5A 54V TD/Is 230V	•	•	•			929000991706
Xitanium 36W WH 0.3-1A 54V TD/Is 230V			•	•		929000969906
Xitanium 50W WH 0.7-1.5A 54V TD/Is 230V				•	•	929000991806
Fixed Point LED Drivers						
Xitanium 20W WH 0.15-0.5 54V Is	•	•	•			929001413906
Xitanium 20W WH 0.15-0.5A 54V S	•	•	•			929001416506
Xitanium 36W WH 0.3-1.05A 54V Is			•	•		929001414006
Xitanium 36W WH 0.3-1.05A 54V S			•	•		929001416606
Xitanium 50W WH 0.7-1.5A 54V Is				•	•	929001416806
Xitanium 50W WH 0.7-1.5A 54V S				•	•	929001416706
Xitanium 20W/m 0.15-0.5A 54V 230V	•	•	•			929001415006
Xitanium 20W/m 0.15-0.5A 48V 230V	•	•	•			929000893806
Xitanium 36W/m 0.3-1.05A 54V 230V		•	•	•		929001415106
Xitanium 36W/m 0.3-1.05A 48V 230V			•	•		929000881806
Xitanium 50W/m 0.7-1.5A 54V 230V				•	•	929001415306
Xitanium 50W/m 0.7-1.5A 48V 230V				•	•	929000934606
Fixed Peak Point LED drivers						
Xitanium 16W/m 0.35A 46V SC 230V	•	•	•			929001412380
Xitanium 23W/m 0.5A 46V SC 230V	•	•	•	•	•	929001412480
Xitanium 32W/m 0.7A 46V SC 230V			•	•	•	929001412680
Xitanium 15W 0.35A 42V I 230V	•	•	•			929001410180
Xitanium 21W 0.5A 42V I 230V			•			929001410280
Xitanium 32W 0.7/0.75A 42V I 230V G2			•	•	•	929001418380
Xitanium 44W 1.0/1.05A 42V I 230V G2			•	•	•	929001418680

* Check the Xitanium Indoor Point Driver portfolio on pages 108–113 for all available drivers with the operating window you need.

** For more and latest combination, please always check the Easy Design-in Tool.

Fortimo SLM Gen6 – Food WarmWhite and Food PremiumRed

Spotlight

Fortimo LED SLM Food WarmWhite and Fortimo LED SLM Food PremiumRed are dedicated propositions, geared towards fresh food applications. The Fortimo SLM Food WarmWhite offers a specific spectrum enhancing the appearance of fresh food such as bread, fruit and vegetables, whereas the Fortimo LED SLM Food PremiumRed specifically enhances the appearance of fresh meat. Both products are best in class light quality solutions.



Fortimo SLM Gen6 –
Food WarmWhite and Food PremiumRed

Product specifications

Product type	Light output	Module power	Module efficacy	Color temperature	Color rendering	Color consistency	Tc life	B50/L70 at Tc Life	Order code
	lm	W	lm/W	K	Ra	SDCM	°C	Hours	12NC
Fortimo SLM C 925 FWW 1208 L15 2024 G6	2170	25.5	85	Food Warm White	> 92	3	85	> 50,000	9290 014 52680
Fortimo SLM C 930 FPR 1208 L15 2024 G6	2250	25.5	88	Food Premium Red	> 87	3	85	> 50,000	9290 014 52980
Fortimo SLM C 925 FWW 1211 L19 2828 G6	3460	41.6	84	Food Warm White	> 92	3	85	> 50,000	9290 014 52280
Fortimo SLM C 930 FPR 1211 L19 2828 G6	3620	41.6	85	Food Premium Red	> 87	3	85	> 50,000	9290 014 52580

* Module efficacy is calculated for the typical lm output. For more detailed & latest specifications (including lifetime) please always check the datasheets online or the Easy Design-in Tool.

** The CoB size defines the compatibility with the Fortimo SLM Holders. The CoB size is also given in the name of the Holder (see page 40).

Compatible LED Drivers

The Fortimo LED SLM portfolio is compatible with multiple Xitanium LED drivers. Xitanium LED drivers are available as a built-in or independent driver, dimmable or with a fixed output. For a detailed overview of all available Xitanium indoor point drivers, please go to the Xitanium indoor point driver section at pages 108-113. To find the best driver module combination for your application, the Easy Design-in Tool is available via philips.com/technology. Below table shows which Xitanium LED driver window is compatible by default with Fortimo LED SLM.

Product specifications

Product type	CoB				Order code
	FWW 1208	FPR 1208	FWW 1211	FPR 1211	
Xitanium 36W/m 0.3-1.05A 54V TD 230V	•	•			929001419106
Xitanium 36W WH 0.3-1A 54V TD/Is 230V	•	•			929000969906
Xitanium 50W WH 0.7-1.5A 54V TD/Is 230V	•	•	•	•	929000991806
Xitanium 36W WH 0.3-1.05A 54V Is	•	•			929001414006
Xitanium 36W WH 0.3-1.05A 54V S	•	•			929001416606
Xitanium 36W/m 0.3-1.05A 54V 230V	•	•			929001415106
Xitanium 36W/m 0.3-1.05A 48V 230V	•	•			929000881806
Xitanium 50W WH 0.7-1.5A 54V Is	•	•	•	•	929001416806
Xitanium 50W WH 0.7-1.5A 54V S	•	•	•	•	929001416706
Xitanium 50W/m 0.7-1.5A 48V 230V	•	•	•	•	929000934606
Xitanium 50W/m 0.7-1.5A 54V 230V	•	•	•	•	929001415306
Xitanium 43W/m 0.7-1.2A 54V 230V	•	•	•	•	929001412480
Xitanium 32W 0.7/0.75A 42V I 230V	•	•			929001412680

* Check the Xitanium Indoor Point Driver portfolio on pages 108-113 for all available drivers with the operating window you need.

** For more and latest combination, please always check the Easy Design-in Tool.

Fortimo SLM Gen7 1204 HD

Spotlight

Fortimo LED SLM Gen7 continues to focus on the combination of Quality of Light and performance. By offering the CoB separate from the holder, even more flexibility in possible system combinations and specifications is achieved. This results in an extensive portfolio of lumen ranges, CCT's and spectra's. Please also check the online Easy Design-in Tool for your perfect system combination (www.easydesigntool.com).

Features

- Smaller LES size with 9mm
- Broad portfolio in terms of CCT 2700K, 3000K, 3500K, 4000K & CRI 80, 90 available
- Separation of CoB and holders to increase reactivity and speed improved understandability of the portfolio
- Up to 120lm/W at 85°C Tc
- High Tc of up to 95(Max) for simple heat management
- Pre-configured system propositions both in high lm/W and lm/S
- Large choice of drivers available, including DALI dimming
- Philips standard systems warranty applies

Benefits

- Best quality of light for all applications
- Standard/Permium White/CrispWhite/Food available
- Excellent beam control and small reflector design
- Flexibility to optimize luminaire performance
- A reliable & flexible system proposition

Applications

- Retail
- Industry and outdoor



Fortimo SLM Gen7 1204 HD

Product specifications

Product type	Light output	Module power	Module efficacy	Color temperature	Color rendering	Color consistency	Tc life	B50/L70 at Tc Life	Order code
	lm	W	lm/W	K	Ra	SDCM	°C	Hours	12NC
Fortimo SLM C 730 1204 L09 1619 G7	2951	25.7	115	3000	> 70	3	75	> 50,000	929001585306
Fortimo SLM C 740 1204 L09 1619 G7	3108	25.7	121	4000	> 70	3	75	> 50,000	929001585406
Fortimo SLM C 827 1204 L09 1619 G7	2636	25.7	102	2700	> 80	3	75	> 50,000	929001585806
Fortimo SLM C 830 1204 L09 1619 G7	2775	25.7	108	3000	> 80	3	75	> 50,000	929001585906
Fortimo SLM C 835 1204 L09 1619 G7	2831	25.7	110	3500	> 80	3	75	> 50,000	929001586006
Fortimo SLM C 840 1204 L09 1619 G7	2886	25.7	112	4000	> 80	3	75	> 50,000	929001586106
Fortimo SLM C 927 1204 L09 1619 G7	2220	25.7	86	2700	> 90	3	75	> 50,000	929001586406
Fortimo SLM C 930 1204 L09 1619 G7	2276	25.7	88	3000	> 90	3	75	> 50,000	929001586506
Fortimo SLM C 830 PW 1204 L09 1619 G7	2771	25.7	108	3000	> 80	3	75	> 50,000	929001586606
Fortimo SLM C 930 PW 1204 L09 1619 G7	2320	25.7	90	3000	> 90	3	75	> 50,000	929001586706
Fortimo SLM C 935 PW 1204 L09 1619 G7	2206	25.7	95	3500	> 90	3	75	> 50,000	929001586806
Fortimo SLM C 940 PW 1204 L09 1619 G7	2266	25.7	98	4000	> 90	3	75	> 50,000	929001586906

* Module efficacy is calculated for the typical lm output. For more detailed and latest specifications (including lifetime) please always check the datasheets online or the Easy Design-in Tool.

Compatible LED Drivers

The Fortimo LED SLM portfolio is compatible with multiple Xitanium & Certa LED drivers. For a detailed overview of all available indoor point drivers, pls go to the xitanium indoor point driver section at pages 108-113 or the certa indoor point driver section at pages 114-115. To find the best driver module combination for your application, the Easy Design-in Tool is available via philips.com/technology. Below table shows which Xitanium and Certa LED driver window is compatible by default with Fortimo LED SLM.

Product specifications

Product type	12 NC	1204HD
Smart point LED Drivers		
Xitanium 36W/m 0.3-1.05A 54V TD 230V	929001419106	•
Xitanium 20W WH 0.15-0.5A 54V TD/Is 230V	929000991706	•
Xitanium 36W WH 0.3-1A 54V TD/Is 230V	929000969906	•
Fixed point LED Drivers		
Xitanium 20W WH 0.15-0.5 54V Is	929001413906	•
Xitanium 20W WH 0.15-0.5A 54V S	929001416506	•
Xitanium 36W WH 0.3-1.05A 54V Is	929001414006	•
Xitanium 36W WH 0.3-1.05A 54V S	929001416606	•
Xitanium 20W/m 0.15-0.5A 54V 230V	929001415006	•
Xitanium 20W/m 0.15-0.5A 48V 230V	929000893806	•
Xitanium 36W/m 0.3-1.05A 54V 230V	929001415106	•
Xitanium 36W/m 0.3-1.05A 48V 230V	929000881806	•
Fixed Peak Point LED Drivers		
Xitanium 16W/m 0.35A 46V SC 230V	929001412380	•
Xitanium 23W/m 0.5A 46V SC 230V	929001412480	•
Xitanium 32W/m 0.7A 46V SC 230V	929001412680	•
Xitanium 21W 0.5A 42V I 230V	929001410280	•
Xitanium 32W 0.7/0.75A 42V I 230V G2	929001418380	•
CertaDrive 15W 0.35A 42V I 230V	929000898106	•
CertaDrive 20W 0.5A 40V I 230V	929000898006	•
CertaDrive 30W 0.7A 42V I 230V G2	929001414280	•
CertaDrive 34W 0.8A 42V I 230V G2	929001414380	•

* Check the Xitanium indoor point driver portfolio on pages 108 - 113 for all available drivers with the operating window you need.
 ** For more & latest combination, please always check the Easy Design-in Tool.



Fortimo SLM Premium Color

Spotlight

Fortimo LED SLM continues to focus on the combination of Quality of Light and performance. By offering the CoB separate from the holder, even more flexibility in possible system combinations and specifications is achieved. This results in an extensive portfolio of lumen ranges, CCT's and spectra's. Please also check the online Easy Design-in Tool for your perfect system combination (www.easydesigntool.com).

Features

- Optimized Spectrum to give true vivid color
- Covers CoB size from 1203, 1205, 1208, 1211, 1216
- Specific in 930 CCT
- Separation of CoB and holders to increase reactivity and speed improved understandability of the portfolio
- High Tc of up to 95 for simple heat management
- Pre-configured system propositions both in high lm/W and lm/S
- Large choice of drivers available, including DALI dimming
- Philips standard systems warranty applies

Benefits

- Together with Premium White to deliver best quality of light for all applications
- Flexibility to optimize luminaire performance
- A reliable & flexible system proposition

Applications

- Retail
- Industry & Outdoor



Fortimo SLM holders

Spotlight

Fortimo LED SLM Gen6 CoBs and holders can be ordered separately. This results in even flexibility and an even more extensive product portfolio. Optimized holders are available for spot and downlight applications. For pre-cabled luminaire designs holders with Poke-in connectors can be ordered. Every holder type is available for every CoB size. CoB compatibility is defined by the CoB size. New Zhaga Poke in holder and 35mm Poke in holder are introduced.



Fortimo SLM Holders

Product specifications

Product type	Type	CoB count	Wire length mm	Wire type mm ²	LES	Order code 12NC
Fortimo SLM H PI 1215 35 G1	Poke in	1202	N/A	0.3-0.75	L6.5	9290 015 38106
Fortimo SLM H 1619 G1	Standard	1203	600	0.5	L09	9290 009 93580
Fortimo SLM H DL 1619 G1	Down light	1203	600	0.5	L09	9290 009 93680
Fortimo SLM H ZP 1619 G1	Zhaga Poke in	1203	N/A	0.3-0.75	L09	9290 014 51980
Fortimo SLM H PI 1619 G1	Poke in	1203	N/A	0.3-0.75	L09	9290 009 93780
Fortimo SLM H 2024 G1	Standard	1204, 1205, 1208	600	0.5	L13, L15	9290 009 80703
Fortimo SLM H DL 2024 G1	Down light	1204, 1205, 1208	600	0.5	L13, L15	9290 009 80803
Fortimo SLM H ZP 2024 G1	Zhaga Poke in	1204, 1205, 1208	N/A	0.3-0.75	L13, L15	9290 014 52080
Fortimo SLM H PI 2024 G1	Poke in	1204, 1205, 1209	N/A	0.3-0.75	L13, L15	9290 009 80903
Fortimo SLM H 2828 G1	Standard	1211	600	0.5	L19	9290 009 81003
Fortimo SLM H DL 2828 G1	Down light	1211	600	0.5	L19	9290 009 81103
Fortimo SLM H ZP 2828 G1	Zhaga Poke in	1211	N/A	0.3-0.75	L19	9290 014 52180
Fortimo SLM H PI 2828 G1	Poke in	12,111,216	N/A	0.3-0.75	L19,L23	9290 009 81203

Fortimo SLM EaseSelect Gen1

Spotlight

Quality of light is key in retail lighting. The need for miniaturization is continuously pushing LED technology for smaller luminaires, often jeopardizing important specifications as flicker, lifetime and reliability. Fortimo LED SLM EaseSelect offers an integrated portfolio that combines the high quality standards of a Philips Fortimo/Xitanium system with the possibility for a luminaire design without a driver box.

Features

- Low flicker (4% ripple)
- Ease of design-in
- System efficacy of up to 115lm/W
- Long life-time: 50,000 hours
- Excellent color consistency of 3 SDCM
- Same LES and holder types as standard SLM Modules (Zhaga)
- Full portfolio with all typical downlight lumen packages (1100lm, 2000lm, 3000lm), different CCTs (Premium White, 4000K) and CRI (80Ra, 90Ra)

Benefits

- Suitable for compact heat sink designs
- Diameter of 70mm and max 90mm incl. heatsink for up to 3000Lm
- No driver box needed anymore
- Small LES enabling small reflectors even with small beams
- Heatsink part of the solution
- No cabling needed
- No thermal pad hassle with the CoB
- Simple and easy to maintain

Applications

- Offices
- Public buildings
- Retail



Fortimo SLM EaseSelect Gen1

Product specifications

Product type	Light output lm	Module power W	Module efficacy lm/W	Color temperature K	Color rendering Ra	Color consistency SDCM	Tc life °C	B50/L70 at Tc Life Hours	Order code 12NC
Fortimo SLM ES 1100 830 PW L09 G1	1190	12.5	95	3000	> 80	3	85	> 50,000	929 001500580
Fortimo SLM ES 1100 840 L09 G1	1190	10.9	109	4000	> 80	3	85	> 50,000	929 001500680
Fortimo SLM ES 1100 930 PW L09 G1	1030	12.3	84	3000	> 90	3	85	> 50,000	929 001500780
Fortimo SLM ES 2000 830 PW L13 G1	2150	21.5	100	3000	> 80	3	85	> 50,000	929 001500880
Fortimo SLM ES 2000 840 L13 G1	2150	18.5	116	4000	> 80	3	85	> 50,000	929 001500980
Fortimo SLM ES 2000 930 PW L13 G1	1880	21.6	87	3000	> 90	3	85	> 50,000	929 001501080
Fortimo SLM ES 3000 830 PW L15 G1	2860	26.5	108	3000	> 80	3	88	> 50,000	929 001501180
Fortimo SLM ES 3000 840 L15 G1	3110	25.9	120	4000	> 80	3	88	> 50,000	929 001501280
Fortimo SLM ES 3000 930 PW L15 G1	2510	26.7	94	3000	> 90	3	88	> 50,000	929 001501380

CertaFlux SLM Gen1

Spotlight

Certaflux LED SLM Gen1 is a new CoB family from Philips. This range provides a more affordable CoB solution to customers with wide portfolio, and fully compatible with our Philips Drivers. Please also check the online Easy Design-in Tool for your perfect system combination(www.easydesigntool.com)

Features

- Lumen packages from 400lm to 5000lm
- Broad portfolio in terms of CCT 2700K, 3000K, 3500K, 4000K, 5000K and CRI 80, 90 available
- Up to >130lm/W at 85°C Tc
- High Tc of up to 95°C for simple heat management
- Pre-configured system propositions both in high lm/W and lm/S
- Large choice of drivers available, including DALI dimming
- Philips standard systems warranty applies

Benefits

- Good quality of light for all applications
- Flexibility to optimize luminaire performance
- A reliable and flexible system proposition

Applications

- Retail
- Hospitality
- Office



CertaFlux SLM Gen1

Product specifications

Product type	Light output	Module power	Module efficacy	Color temperature	Color rendering	Color consistency	Tc max	B50/L70 at Tc Life	Order code
	lm	W	lm/W	K	Ra	SDCM	(°C)	Hours	12NC
CertaFlux SLM C 827 1201 L06 1313 G1	413	3.4	120	2700	> 80	3	85	> 50,000	929001438480
CertaFlux SLM C 830 1201 L06 1313 G1	433	3.4	126	3000	> 80	3	85	> 50,000	929001438580
CertaFlux SLM C 835 1201 L06 1313 G1	441	3.4	129	3500	> 80	3	85	> 50,000	929001438680
CertaFlux SLM C 840 1201 L06 1313 G1	450	3.4	131	4000	> 80	3	85	> 50,000	929001438780
CertaFlux SLM C 850 1201 L06 1313 G1	450	3.4	131	5000	> 80	3	85	> 50,000	929001438880
CertaFlux SLM C 927 1201 L06 1313 G1	342	3.4	100	2700	> 90	3	85	> 50,000	929001438980
CertaFlux SLM C 930 1201 L06 1313 G1	359	3.4	105	3000	> 90	3	85	> 50,000	929001439080
CertaFlux SLM C 935 1201 L06 1313 G1	377	3.4	110	3500	> 90	3	85	> 50,000	929001439180
CertaFlux SLM C 940 1201 L06 1313 G1	385	3.4	112	4000	> 90	3	85	> 50,000	929001439280
CertaFlux SLM C 827 1202 L09 1515 G1	850	6.9	124	2700	> 80	3	85	> 50,000	929001439380
CertaFlux SLM C 830 1202 L09 1515 G1	889	6.9	129	3000	> 80	3	85	> 50,000	929001439480
CertaFlux SLM C 835 1202 L09 1515 G1	907	6.9	132	3500	> 80	3	85	> 50,000	929001439580
CertaFlux SLM C 840 1202 L09 1515 G1	925	6.9	134	4000	> 80	3	85	> 50,000	929001439680
CertaFlux SLM C 850 1202 L09 1515 G1	925	6.9	134	5000	> 80	3	85	> 50,000	929001439780
CertaFlux SLM C 927 1202 L09 1515 G1	702	6.9	102	2700	> 90	3	85	> 50,000	929001439880
CertaFlux SLM C 930 1202 L09 1515 G1	738	6.9	107	3000	> 90	3	85	> 50,000	929001439980
CertaFlux SLM C 935 1202 L09 1515 G1	773	6.9	113	3500	> 90	3	85	> 50,000	929001440080
CertaFlux SLM C 940 1202 L09 1515 G1	790	6.9	115	4000	> 90	3	85	> 50,000	929001440180
CertaFlux SLM C 827 1203 L09 1515 G1	1428	12.2	117	2700	> 80	3	85	> 50,000	929001440280
CertaFlux SLM C 830 1203 L09 1515 G1	1496	12.2	123	3000	> 80	3	85	> 50,000	929001440380
CertaFlux SLM C 835 1203 L09 1515 G1	1525	12.2	125	3500	> 80	3	85	> 50,000	929001440480
CertaFlux SLM C 840 1203 L09 1515 G1	1554	12.2	128	4000	> 80	3	85	> 50,000	929001440580
CertaFlux SLM C 850 1203 L09 1515 G1	1554	12.2	128	5000	> 80	3	85	> 50,000	929001440680
CertaFlux SLM C 927 1203 L09 1515 G1	1181	12.2	97	2700	> 90	3	85	> 50,000	929001440780
CertaFlux SLM C 930 1203 L09 1515 G1	1241	12.2	102	3000	> 90	3	85	> 50,000	929001440880
CertaFlux SLM C 935 1203 L09 1515 G1	1302	12.2	107	3500	> 90	3	85	> 50,000	929001440980
CertaFlux SLM C 940 1203 L09 1515 G1	1331	12.2	109	4000	> 90	3	85	> 50,000	929001441080

Product specifications

Product type	Light output	Module power	Module efficacy	Color temperature	Color rendering	Color consistency	Tc max	B50/L70 at Tc Life	Order code
	lm	W	lm/W	K	Ra	SDCM	(°C)	Hours	12NC
CertaFlux SLM C 830 1204 L12 1818 G1	2016	15.6	129	3000	> 80	3	85	> 50,000	929001441180
CertaFlux SLM C 835 1204 L12 1818 G1	2055	15.6	132	3500	> 80	3	85	> 50,000	929001441280
CertaFlux SLM C 840 1204 L12 1818 G1	2096	15.6	135	4000	> 80	3	85	> 50,000	929001441380
CertaFlux SLM C 850 1204 L12 1818 G1	2096	15.6	135	5000	> 80	3	85	> 50,000	929001441480
CertaFlux SLM C 930 1204 L12 1818 G1	1672	15.6	107	3000	> 90	3	85	> 50,000	929001441580
CertaFlux SLM C 935 1204 L12 1818 G1	1754	15.6	113	3500	> 90	3	85	> 50,000	929001441680
CertaFlux SLM C 940 1204 L12 1818 G1	1795	15.6	115	4000	> 90	3	85	> 50,000	929001441780
CertaFlux SLM C 830 1205 L12 1818 G1	2478	20.7	130	3000	> 80	3	85	> 50,000	929001441880
CertaFlux SLM C 835 1205 L12 1818 G1	2528	20.7	133	3500	> 80	3	85	> 50,000	929001441980
CertaFlux SLM C 840 1205 L12 1818 G1	2577	20.7	135	4000	> 80	3	85	> 50,000	929001442080
CertaFlux SLM C 850 1205 L12 1818 G1	2577	20.7	135	5000	> 80	3	85	> 50,000	929001442180
CertaFlux SLM C 930 1205 L12 1818 G1	2056	20.7	108	3000	> 90	3	85	> 50,000	929001442280
CertaFlux SLM C 935 1205 L12 1818 G1	2156	20.7	113	3500	> 90	3	85	> 50,000	929001442380
CertaFlux SLM C 940 1205 L12 1818 G1	2205	20.7	116	4000	> 90	3	85	> 50,000	929001442480
CertaFlux SLM C 830 1208 L14 1818 G1	3680	29.9	134	3000	> 80	3	85	> 50,000	929001442580
CertaFlux SLM C 835 1208 L14 1818 G1	3753	29.9	136	3500	> 80	3	85	> 50,000	929001442680
CertaFlux SLM C 840 1208 L14 1818 G1	3827	29.9	139	4000	> 80	3	85	> 50,000	929001442780
CertaFlux SLM C 850 1208 L14 1818 G1	3827	29.9	139	5000	> 80	3	85	> 50,000	929001442880
CertaFlux SLM C 930 1208 L14 1818 G1	3054	29.9	111	3000	> 90	3	85	> 50,000	929001442980
CertaFlux SLM C 935 1208 L14 1818 G1	3201	29.9	116	3500	> 90	3	85	> 50,000	929001443080
CertaFlux SLM C 940 1208 L14 1818 G1	3276	29.9	119	4000	> 90	3	85	> 50,000	929001443180

* Module efficacy is calculated for the typical lm output. For more detailed and latest specifications (including lifetime) please always check the datasheets online or the Easy Design-in Tool.

Compatible LED Drivers

The Fortimo LED SLM portfolio is compatible with multiple Xitanium LED drivers. Xitanium LED drivers are available as a built-in or independent driver, dimmable or with a fixed output. For a detailed overview of all available Xitanium indoor point drivers, please go to the Xitanium indoor point driver section at pages 108-113. To find the best driver module combination for your application, the Easy Design-in Tool is available via philips.com/technology. Below table shows which Xitanium LED driver window is compatible by default with Fortimo LED SLM.

Product specifications

Product type	CoB						Order code
	1201	1202	1203	1204	1205	1208	12NC
Xitanium 10W/m 0.35A 30V SC 230V		•	•	•			929001412280
Xitanium 16W/m 0.35A 46V SC 230V		•	•	•			929001412380
Xitanium 23W/m 0.5A 46V SC 230V			•	•	•		929001412480
Xitanium 28W/m 0.6A 46V SC 230V			•	•	•	•	929001418706
Xitanium 32W/m 0.7A 46V SC 230V				•	•	•	929001412680
Xitanium 20 W/m 0.15-0.5 A 48 V 230 V		•	•	•			929000893806
Xitanium 36W/m 0.3-1.05A 48V 230V			•	•	•	•	929000881806
Xitanium 15W 0.35A 42V I 230V		•	•	•			929001410180
Xitanium 21W 0.5A 42V I 230V			•	•	•		929001410280
Xitanium 27W 0.6/0.65A 42V I 230V G2			•	•	•	•	929001418280
Xitanium 32W 0.7/0.75A 42V I 230V G2				•	•	•	929001418380
Xitanium 36W 0.8/0.85A 42V I 230V G2				•	•	•	929001418580
Xitanium 40W 0.9/0.95A 42V I 230V G2						•	929001419380
Xitanium 44W 1.0 1.05A 42V I 230V G2						•	929001418680

Product specifications


Product type	CoB						Order code 12NC
	1201	1202	1203	1204	1205	1208	
CertaDrive 6W 0.15A 40V LPF I 230V	•	•					929001411780
CertaDrive 8W 0.2A 40V I 230V CN		•					929000956080
CertaDrive 8W 0.2A 40V LPF I 230V		•					929001409980
CertaDrive 10W 0.25A 40V I 230V CN		•	•				929000956180
CertaDrive 10W 0.25A 40V LPF I 230V		•	•				929001410006
CertaDrive 12W 0.3A 40V 230V CN		•	•				929000953580
CertaDrive 12W 0.3A 40V LPF I 230V		•	•				929001409506
CertaDrive 15W 0.35A 42V I 230V			•	•			929000898106
CertaDrive 20W 0.5A 40V I 230V			•	•	•		929000898006
CertaDrive 25W 0.6A 42V I 230V G2				•	•	•	929001414180
CertaDrive 30W 0.7A 42V I 230V G2				•	•	•	929001414280
CertaDrive 34W 0.8A 42V I 230V G2					•	•	929001414380
CertaDrive 38W 0.9A 42V I 230V G2					•	•	929001414480
CertaDrive 44W 1.05A 42V I 230V G2						•	929001414580

* Check the indoor point driver portfolio on page 107 for all available drivers with the operating window you need.
 ** For more and latest combination, please always check the Easy Design-in Tool.

CertaFlux SLM holders

Spotlight

Certaflux SLM holders will further enhance easy design for our CertaFlux SLM CoB family. Optimized and compacted designed holders with reliable performance can also enable up to 3 years warranty for certaflux SLM.



CertaFlux SLM holders

Product specifications

Product type	Type	CoB count	Diameter mm
Certaflux SLM H PI 1313	Poke In	1201	35
Certaflux SLM H PI 1515	Poke In	1202/1203	35
Certaflux SLM H PI 1818	Poke In	1204/1205/1208	35



Linear Modules

Enabling design of high-performance linear LED luminaires. Ideal for recessed and surface mounted office luminaires, trunking, waterproof or high bay.



Fortimo LED Line Gen4

Linear

Fortimo LED Line Systems are designed to produce pure white light for general lighting applications with high efficiency levels. The Fortimo LED Line portfolio consists of three main ranges of products, which have been differentiated by the number of rows of LEDs on the module. The Fortimo LED Line 1R System, with one row of LEDs on the module, is ideal for applications requiring beam shaping and where light is intended to fall on a vertical surface, such as racking or shelves. The Fortimo LED Line 1R and 3R Systems have been designed to produce high efficiency, pure white light, for general lighting applications where diffuse lighting on the horizontal plane is key.

Features

- State-of-the-art LED Module efficacy of up to 178 lm/W
- Long life-time: >50,000 hours
- High color rendering (CRI >80 and >90)
- Excellent color consistency of 3 SDCM
- Color temperatures: 3000K, 3500K, 4000K, 5000K and 6500K
- Two LED row : 1R, 3R
- Zhaga compliant

Benefits

- Increased energy efficiency
- Temperature (Tc) range from -40 °C to +80 °C
- Applicable for all fluorescent luminaires replacement
- Smart system with Xitanium Driver
- Five year system warranty

Applications

- Offices
- Industry



Fortimo LED Line Gen4

Product specifications

Product type	Light output*	Power consumption*	Module efficacy*	Color temperature	Color rendering index	Tc life	HV/LV	Lifetime	LED Row	Connector position	Order code
	lm	W	lm/W	SDCM	Ra	°C		Hours			12NC
Fortimo LED Line 1ft 1100lm 830 1R HV4	1046	6.3	167	3000	80	80	HV	50000	1	Front	929001542306
Fortimo LED Line 1ft 1100lm 840 1R HV4	1100	6.3	176	4000	80	80	HV	50000	1	Front	929001542406
Fortimo LED Line 1ft 1100lm 850 1R HV4	1111	6.3	178	5000	80	80	HV	50000	1	Front	929001542506
Fortimo LED Line 1ft 1100lm 865 1R HV4	1100	6.3	178	6500	80	80	HV	50000	1	Front	929001547006
Fortimo LED Line 1ft 1100lm 830 1R LV4	1046	6.3	167	3000	80	80	LV	50000	1	Front	929001542606
Fortimo LED Line 1ft 1100lm 835 1R LV4	1078	6.3	176	3500	80	80	LV	50000	1	Front	929001542706
Fortimo LED Line 1ft 1100lm 840 1R LV4	1100	6.3	178	4000	80	80	LV	50000	1	Front	929001542806
Fortimo LED Line 1ft 1100lm 850 1R LV4	1111	6.3	178	5000	80	80	LV	50000	1	Front	929001547106
Fortimo LED Line 2ft 2200lm 830 1R HV4	2094	12.5	167	3000	80	80	HV	50000	1	Front	929001542906
Fortimo LED Line 2ft 2200lm 840 1R HV4	2200	12.5	176	4000	80	80	HV	50000	1	Front	929001543006
Fortimo LED Line 2ft 2200lm 850 1R HV4	2222	12.5	178	5000	80	80	HV	50000	1	Front	929001543106
Fortimo LED Line 2ft 2200lm 865 1R HV4	2200	12.5	176	6500	80	80	HV	50000	1	Front	929001543206
Fortimo LED Line 2ft 2200lm 830 1R LV4	2092	12.5	167	3000	80	80	LV	50000	1	Front	929001543306
Fortimo LED Line 2ft 2200lm 835 1R LV4	2155	12.5	176	3500	80	80	LV	50000	1	Front	929001543406
Fortimo LED Line 2ft 2200lm 840 1R LV4	2200	12.5	178	4000	80	80	LV	50000	1	Front	929001543506
Fortimo LED Line 2ft 2200lm 850 1R LV4	2224	12.5	176	5000	80	80	LV	50000	1	Front	929001543606
Fortimo LED Line 1ft 650lm 830 3R HV4	604	3.7	164	3000	80	80	HV	50000	3	Front	929001543706
Fortimo LED Line 1ft 650lm 840 3R HV4	650	3.7	176	4000	80	80	HV	50000	3	Front	929001543806
Fortimo LED Line 1ft 650lm 850 3R HV4	650	3.7	176	5000	80	80	HV	50000	3	Front	929001543906
Fortimo LED Line 1ft 650lm 830 3R LV4	604	3.7	164	3000	80	80	LV	50000	3	Front	929001544006
Fortimo LED Line 1ft 650lm 840 3R LV4	650	3.7	176	4000	80	80	LV	50000	3	Front	929001544106
Fortimo LED Line 1ft 650lm 850 3R LV4	650	3.7	176	5000	80	80	LV	50000	3	Front	929001544206
Fortimo LED Line 1ft 1100lm 830 3R HV4F	1047	6.3	177	3000	80	80	HV	50000	3	Front	929001544306
Fortimo LED Line 1ft 1100lm 840 3R HV4F	1100	5.9	187	4000	80	80	HV	50000	3	Front	929001544406
Fortimo LED Line 1ft 1100lm 850 3R HV4F	1112	5.9	188	5000	80	80	HV	50000	3	Front	929001544506
Fortimo LED Line 1ft 1100lm 930 3R HV4F	1046	7.3	144	3000	90	80	HV	50000	3	Front	929001544606
Fortimo LED Line 1ft 1100lm 940 3R HV4F	1100	7.3	151	4000	90	80	HV	50000	3	Front	929001544706
Fortimo LED Line 2ft 2200lm 830 3R HV4	2094	11.8	177	3000	80	80	HV	50000	3	Front	929001544806
Fortimo LED Line 2ft 2200lm 840 3R HV4	2200	11.8	187	4000	80	80	HV	50000	3	Front	929001544906
Fortimo LED Line 2ft 2200lm 850 3R HV4	2224	11.8	188	5000	80	80	HV	50000	3	Front	929001545006
Fortimo LED Line 1ft 1100lm 830 3R LV4	1047	6.3	177	3000	80	80	LV	50000	3	Front	929001545106
Fortimo LED Line 1ft 1100lm 835 3R LV4	1099	6	182	3500	80	80	LV	50000	3	Front	929001545206
Fortimo LED Line 1ft 1100lm 840 3R LV4	1100	5.9	187	4000	80	80	LV	50000	3	Front	929001545306
Fortimo LED Line 1ft 1100lm 850 3R LV4	1112	5.9	188	5000	80	80	LV	50000	3	Front	929001545406
Fortimo LED Line 1ft 1100lm 830 3R HV4B	1047	6.3	177	3000	80	80	HV	50000	3	Back	929001545506
Fortimo LED Line 1ft 1100lm 840 3R HV4B	1100	5.9	187	4000	80	80	HV	50000	3	Back	929001545606
Fortimo LED Line 1ft 1100lm 850 3R HV4B	1112	5.9	188	5000	80	80	HV	50000	3	Back	929001545706

Non-isolated LED Drivers (HV)

Product specifications

Driver type/Product type	# of LED Modules in series					Order code
	1R Systems 1ft 1100lm HV	1R Systems 2ft 2200lm HV	3R Systems 1ft 1100lm HV	3R Systems 2ft 2200lm HV	3R Systems 1ft 650lm HV	
Fixed Output						
Xitanium 35W 0.08-0.35A 150V S 230V	2-4	1-2	2-4	1-2	3-5	929001506406
Xitanium 36W 0.12-0.4A 115V 230V	2-3	1	2-3	1	3-4	929000950606
Xitanium 60W 0.08-0.35A 220V S 230V	4-9	2-4	3-7	1-3	3-7	929001509106
Xitanium 60W 0.08-0.35A 300V S 230V	3-7	1-3	4-9	2-4	5-10	929001506506
Xitanium 75W 0.12-0.4A 220V 230V	4-7	2-3	4-7	2-3	6-7	929000950706
1-10V						
Xitanium 17W 0.12-0.4A 54V 1-10V 230V	1		1		3-4	929000684803
Xitanium 36W 0.12-0.4A 115V 1-10V 230V	2-3	1	2-3	1	6-7	929000953606
Xitanium 75W 0.12-0.4A 220V 1-10V 230V	4-7	2-3	4-7	2-3		929000953706
DALI						
Xitanium 17W 0.12-0.4A 54V TD 230V	1		1			929000684703
Xitanium 35W 0.08-0.35A 150V TD 230V	2-4	1-2	2-4	1-2	3-5	929000993306
Xitanium 35W 0.08-0.35A 150V TD/16 230V	2-4	1-2	2-4	1-2	3-5	929000993106
Xitanium 36W 0.12-0.40A 110V TD 230V	2-3	1	2-3	1	5	929000852203
Xitanium 60W 0.08-0.35A 300V TD 230V	4-9	2-4	4-9	2-4	5-10	929000993406
Xitanium 60W 0.08-0.35A 300V TD/16 230V	4-9	2-4	4-9	2-4	5-10	929000993206
Xitanium 75W 0.12-0.40A 215V TD 230V	4-6	2-3	4-7	2-3	6-7	929000852103
Industry (Fixed output and DALI)						
Xitanium 100W 0.15-0.5A 300V iXt 230V	5-9	2-4	5-9	2-4		929001506606
Xitanium 110W 0.2-0.6A 215V TD 230V iXt	5-6	2-3	6-7**	3**		929000877306
Xitanium 150W 0.2-0.7A 300V TD 230V iXt	7-9	3-4	8-10**	4-5**		929000893306
Xitanium 150W 0.2-0.7A 300V iXt 230V	7-9	3-4	8-10**	4-5**		929001506706

Isolated LED Drivers (LV)

Product specifications

Driver type/ Product type	# of LED Modules in series				Order code
	1R Systems 1ft 1100lm HV	1R Systems 2ft 2200lm HV	3R Systems 1ft 1100lm HV	3R Systems 1ft 650lm HV	
Fixed Output					
Xitanium 36W 0.3-1A 54V 230V	2-4	1,2	2-5	4-7	929000958706
Xitanium 75W 0.7-2A 54V 230V	4-9	2-4	4-10	6-15	929000958806
1-10V					
Xitanium 36W 0.3-1A 54V 1-10V 230V	2-4	1,2	2-5	4-7	929000854003
Xitanium 75W 0.7-2A 54V 1-10V 230V	4-9	2-4	4-10	6-15	929000863503
DALI					
Xitanium 36W 0.3-1A 54V TD 230V	2-4	1,2	2-5	4-7	9290 015 03606
Xitanium 75W 0.7-2.0A 54V TD 230V	4-9	2-4	4-10	6-15	9290 015 03706
SR drivers					
Xitanium 36W 0.3-1A 54V SR 230V			2-5	3-7	9290 015 16306
Xitanium 75W 0.7-2A 54V SR 230V			4-10	6-15	9290 015 05006

Note: The overview shows system configurations of the Fortimo LED Modules achieving nominal lumen output. Configurations marked* will give a slightly higher-than-typical flux, configurations marked** will give a slightly lower-than-typical flux (about 90% typical flux) with 200mA output of drivers. Please consult the online Easy Design-in Tool for all possible system configuration, available via philips.com/technology.

Fortimo LED Line HighFlux Gen3

Linear

Fortimo LED Line HighFlux Systems consist of Linear LED Modules with high lumens per foot, high energy efficiency and a high quality of light. Fortimo LED Line HighFlux Systems are designed to enable LED lighting at higher application heights where more light is needed, such as trunking, battens and high-bay applications in warehouses, factories or large-format retail stores. These smart systems come complete with the Xitanium iXt Drivers offering the flexibility to adjust current settings to differentiate on lumen output, efficacy and lifetime in extreme temperature conditions.

Features

- High Tc life range from -40°C to +90°C enables extreme ambient temperatures in the lighting application
- LED Module efficacy of up to 160 lm/W
- Long life-time: >50,000 hours
- Excellent color consistency of 3 SDCM
- Zhaga compliant

Benefits

- Enabling luminaires for high and rough application heights
- Excellent thermal performance
- High product performance
- Easy design-in
- Flexible specification due to smart Xitanium Drivers with Five year system warranty

Applications

- Warehouses
- Factories
- Big retail stores
- Cold storage



Product specifications

Product type	Light output*	Power consumption	Module "efficacy"	Color temperature	Color rendering index	Tc life	HV/LV	Lifetime	LED Row	Order code
	lm	W	lm/W	SDCM	Ra	°C		Hours	12NC	
Fortimo LED Line 1ft 2000lm 830 1R HV3	1902	12	159	3000	80	90	HV	50000	1	929001541006
Fortimo LED Line 1ft 2000lm 840 1R HV3	2000	12	167	4000	80	90	HV	50000	1	929001541106
Fortimo LED Line 1ft 2000lm 850 1R HV3	2020	12	169	5000	80	90	HV	50000	1	929001541206
Fortimo LED Line 1ft 2000lm 865 1R HV3	2000	12	167	6500	80	90	HV	50000	1	929001541306
Fortimo LED Line 2ft 4000lm 830 1R HV3	3804	24	159	3000	80	90	HV	50000	1	929001541406
Fortimo LED Line 2ft 4000lm 835 1R HV3	3922	24	164	3500	80	90	HV	50000	1	929001541506
Fortimo LED Line 2ft 4000lm 840 1R HV3	4000	24	167	4000	80	90	HV	50000	1	929001541606
Fortimo LED Line 2ft 4000lm 850 1R HV3	4040	24	169	5000	80	90	HV	50000	1	929001541706
Fortimo LED Line 2ft 4000lm 865 1R HV3	2000	24	167	6500	80	90	HV	50000	1	929001541806
Fortimo LED Line 1ft 2000lm 830 3R HV3	1901	11.2	169	3000	80	90	HV	50000	3	929001541906
Fortimo LED Line 1ft 2000lm 840 3R HV3	2000	11.2	178	4000	80	90	HV	50000	3	929001542006
Fortimo LED Line 1ft 2000lm 850 3R HV3	2019	11.2	180	5000	80	90	HV	50000	3	929001542106
Fortimo LED Line 1ft 2000lm 865 3R HV3	2000	11.2	178	6500	80	90	HV	50000	3	929001542206



Non-isolated LED Drivers (HV)

Product specifications

Driver type/Product type	# of LED Modules in series		Order code
	1R Systems 1ft 2000lm HV	1R Systems 2ft 4000lm HV	
Fixed Output			
Xitanium 35W 0.08-0.35A 150V S 230V	2-3*	1*	929001506406
Xitanium 36W 0.12-0.4A 115V 230V	2-3	1	929000950606
Xitanium 60W 0.08-0.35A 220V S 230V	2-5*	1-2*	929001509106
Xitanium 60W 0.08-0.35A 300V S 230V	4-5*	2*	929001506506
Xitanium 75W 0.12-0.4A 220V 230V	4-6	2-3	929000950706
1-10V			
Xitanium 17W 0.12-0.4A 54V 1-10V 230V	1	N/A	929000684803
Xitanium 36W 0.12-0.4A 115V 1-10V 230V	2-3	1	929000953606
Xitanium 75W 0.12-0.4A 220V 1-10V 230V	4-6	2-3	929000953706
DALI			
Xitanium 17W 0.12-0.4A 54V TD 230V	1	N/A	929000684703
Xitanium 35W 0.08-0.35A 150V TD 230V	2-3*	1*	929000993306
Xitanium 35W 0.08-0.35A 150V TD/16 230V	2-3*	1*	929000993106
Xitanium 36W 0.12-0.40A 110V TD 230V	2-3	1	929000852203
Xitanium 60W 0.08-0.35A 300V TD 230V	4-5*	2*	929000993406
Xitanium 60W 0.08-0.35A 300V TD/16 230V	4-5*	2*	929000993206
Xitanium 75W 0.12-0.40A 215V TD 230V	4-6	2-3	929000852103
Industry (Fixed output and DALI)			
Xitanium 100W 0.15-0.5A 300V iXt 230V	4-8	2-4	929001506606
Xitanium 110W 0.2-0.6A 215V TD 230V iXt	4-7	2-3	929000877306
Xitanium 150W 0.2-0.7A 300V TD 230V iXt	5-9	2-4	929000893306
Xitanium 150W 0.2-0.7A 300V iXt 230V	4-9	2-4	929001506706

Note: The overview shows system configurations of the Fortimo LED Modules achieving nominal lumen output. Configurations marked* will give a slightly higher-than-typical flux, configurations marked** will give a slightly lower-than-typical flux (about 90% typical flux) with 350mA output of drivers. Please consult the online Easy Design-in Tool for all possible system configuration, available via philips.com/technology.

Fortimo LED Strip Gen4 – 0.5ft, 1ft, 2ft Linear

Design is a major differentiator for you as a luminaire designer/manufacturer. But you cannot afford to compromise on the quality of light or to accept less than the best in terms of energy efficiency. This fourth generation of LED Strip makes sure you don't have to. Fortimo LED Strip allows you to design high-performance, slim linear LED luminaires without having to compromise on design freedom, quality of light, or total cost of ownership. The systems are ideal for use in luminaires for direct lighting in offices, banks, schools, public buildings, supermarkets and any applications where predominantly fluorescent lighting is used.

Features

- State-of-the-art LED Module efficacy of up to 180 lm/W
- Long life-time: >50,000 hours
- High color rendering (CRI >80 and >90)
- Excellent color consistency of 3 SDCM
- Choice of color temperatures (3000K, 4000K, 5000K and 6500K)
- Three lumen packages: 650lm, 1100lm, 2000lm per foot
- Small LED Module width of only 20mm
- Enable both front and back-side connectors in 0.5ft and 2ft Module

Benefits

- Tunable lumen output, efficacy and lifetime
- Wide temperature (Tc) range from -40 °C to +95 °C
- Push-in connectors enabling automated wiring
- Five year system warranty

Applications

- Office
- School
- Bank
- Public buildings
- Supermarkets
- Industry



Fortimo LED Strip Gen4

Product specifications

Product type	Light output*	Power consumption*	Module efficacy*	Color temperature	Color rendering index	Tc life	HV/LV	Lifetime	Connector position	Order code
	lm	W	lm/W	K	Ra	°C		Hours		12NC
Fortimo LED Strip 0.5ft 550lm 830 FC HV4	522	3.1	169	3000	80	70	HV	50000	Front	929001523406
Fortimo LED Strip 0.5ft 550lm 840 FC HV4	550	3.1	178	4000	80	70	HV	50000	Front	929001523506
Fortimo LED Strip 0.5ft 550lm 850 FC HV4	555	3.1	180	5000	80	70	HV	50000	Front	929001523606
Fortimo LED Strip 0.5ft 550lm 930 FC HV4	522	3.9	134	3000	90	70	HV	50000	Front	929001523706
Fortimo LED Strip 0.5ft 550lm 940 FC HV4	550	3.9	141	4000	90	70	HV	50000	Front	929001523806
Fortimo LED Strip 0.5ft 550lm 830 FC LV4	522	3.1	169	3000	80	70	LV	50000	Front	929001523906
Fortimo LED Strip 0.5ft 550lm 840 FC LV4	550	3.1	178	4000	80	70	LV	50000	Front	929001524006
Fortimo LED Strip 0.5ft 550lm 850 FC LV4	555	3.1	180	5000	80	70	LV	50000	Front	929001524106
Fortimo LED Strip 0.5ft 550lm 930 FC LV4	522	3.9	134	3000	90	70	LV	50000	Front	929001524206
Fortimo LED Strip 0.5ft 550lm 940 FC LV4	550	3.9	141	4000	90	70	LV	50000	Front	929001524306
Fortimo LED Strip 0.5ft 550lm 840 BC HV4	550	3.1	178	4000	80	70	HV	50000	Back	929001527606
Fortimo LED Strip 0.5ft 550lm 840 BC LV4	550	3.1	178	4000	80	70	HV	50000	Back	929001527706
Fortimo LED Strip 1ft 650lm 830 FC HV4	617	3.8	164	3000	80	70	HV	50000	Front	929001524406
Fortimo LED Strip 1ft 650lm 840 FC HV4	650	3.8	173	4000	80	70	HV	50000	Front	929001524506
Fortimo LED Strip 1ft 650lm 830 FC LV4	617	3.8	164	3000	80	70	LV	50000	Front	929001524606
Fortimo LED Strip 1ft 650lm 840 FC LV4	650	3.8	173	4000	80	70	LV	50000	Front	929001524706
Fortimo LED Strip 1ft 1100lm 830 FC HV4	1044	6.2	169	3000	80	70	HV	50000	Front	929001524806
Fortimo LED Strip 1ft 1100lm 840 FC HV4	1100	6.2	178	4000	80	70	HV	50000	Front	929001524906
Fortimo LED Strip 1ft 1100lm 850 FC HV4	1110	6.2	180	5000	80	70	HV	50000	Front	929001525006
Fortimo LED Strip 1ft 1100lm 865 FC HV4	1100	6.2	178	6500	80	70	HV	50000	Front	929001525106
Fortimo LED Strip 1ft 1100lm 930 FC HV4	1045	7.8	134	3000	90	70	HV	50000	Front	929001525206
Fortimo LED Strip 1ft 1100lm 940 FC HV4	1100	7.8	141	4000	90	70	HV	50000	Front	929001525306
Fortimo LED Strip 1ft 1100lm 830 FC LV4	1044	6.2	169	3000	80	70	LV	50000	Front	929001525406
Fortimo LED Strip 1ft 1100lm 840 FC LV4	1100	6.2	178	4000	80	70	LV	50000	Front	929001525506
Fortimo LED Strip 1ft 1100lm 850 FC LV4	1110	6.2	180	5000	80	70	LV	50000	Front	929001525606
Fortimo LED Strip 1ft 1100lm 865 FC LV4	1100	6.2	178	6500	80	70	LV	50000	Front	929001525706
Fortimo LED Strip 1ft 1100lm 930 FC LV4	1045	7.8	134	3000	90	70	LV	50000	Front	929001525806
Fortimo LED Strip 1ft 1100lm 940 FC LV4	1100	7.8	141	4000	90	70	LV	50000	Front	929001525906



Product specifications

Product type	Light output*	Power consumption*	Module efficacy*	Color temperature	Color rendering index	Tc life	HV/LV	Lifetime	Connector position	Order code
	lm	W	lm/W	K	Ra	°C		Hours		12NC
Fortimo LED Strip 2ft 1300lm 830 FC HV4	1234	7.5	164	3000	80	70	HV	50000	Front	929001526006
Fortimo LED Strip 2ft 1300lm 840 FC HV4	1300	7.5	173	4000	80	70	HV	50000	Front	929001526106
Fortimo LED Strip 2ft 1300lm 830 FC LV4	1234	7.5	164	3000	80	70	LV	50000	Front	929001526206
Fortimo LED Strip 2ft 1300lm 840 FC LV4	1300	7.5	173	4000	80	70	LV	50000	Front	929001526306
Fortimo LED Strip 2ft 2200lm 830 FC HV4	2088	12.4	169	3000	80	70	HV	50000	Front	929001526406
Fortimo LED Strip 2ft 2200lm 840 FC HV4	2200	12.4	178	4000	80	70	HV	50000	Front	929001526506
Fortimo LED Strip 2ft 2200lm 850 FC HV4	2200	12.4	180	5000	80	70	HV	50000	Front	929001526606
Fortimo LED Strip 2ft 2200lm 865 FC HV4	2200	12.4	178	6500	80	70	HV	50000	Front	929001526706
Fortimo LED Strip 2ft 2200lm 930 FC HV4	2090	15.5	134	3000	90	70	HV	50000	Front	929001526806
Fortimo LED Strip 2ft 2200lm 940 FC HV4	2200	15.5	141	4000	90	70	HV	50000	Front	929001526906
Fortimo LED Strip 2ft 2200lm 830 FC LV4	2088	12.4	169	3000	80	70	LV	50000	Front	929001527006
Fortimo LED Strip 2ft 2200lm 840 FC LV4	2200	12.4	178	4000	80	70	LV	50000	Front	929001527106
Fortimo LED Strip 2ft 2200lm 850 FC LV4	2200	12.4	180	5000	80	70	LV	50000	Front	929001527206
Fortimo LED Strip 2ft 2200lm 865 FC LV4	2200	12.4	178	6500	80	70	LV	50000	Front	929001527306
Fortimo LED Strip 2ft 2200lm 930 FC LV4	2090	15.5	134	3000	90	70	LV	50000	Front	929001527406
Fortimo LED Strip 2ft 2200lm 940 FC LV4	2200	15.5	141	4000	90	70	LV	50000	Front	929001527506
Fortimo LED Strip 2ft 2200lm 840 BC HV4	2200	12.4	178	4000	80	70	HV	50000	Back	929001527806
Fortimo LED Strip 2ft 2200lm 840 BC LV4	2200	12.4	178	4000	80	70	HV	50000	Back	929001527906
Fortimo LED Strip 1ft 2000lm 830 FC HV4	2000	11.7	163	3000	80	90	HV	50000	Front	929001558706
Fortimo LED Strip 1ft 2000lm 840 FC HV4	2000	11.7	172	4000	80	90	HV	50000	Front	929001558906
Fortimo LED Strip 1ft 2000lm 850 FC HV4	2000	11.7	172	5000	80	90	HV	50000	Front	929001559006
Fortimo LED Strip 1ft 2000lm 865 FC HV4	2000	11.7	172	6500	80	90	HV	50000	Front	929001559106
Fortimo LED Strip 2ft 4000lm 830 FC HV4	4000	23.3	163	3000	80	90	HV	50000	Front	929001559206
Fortimo LED Strip 2ft 4000lm 840 FC HV4	4000	23.3	172	4000	80	90	HV	50000	Front	929001559406
Fortimo LED Strip 2ft 4000lm 850 FC HV4	4000	23.3	172	5000	80	90	HV	50000	Front	929001559506
Fortimo LED Strip 2ft 4000lm 865 FC HV4	4000	23.3	172	6500	80	90	HV	50000	Front	929001559606

* Light output, power consumption and module efficacy are measured at Tc nom 45 °C.

Non-isolated LED Drivers (HV)

Product specifications

Driver type/Product type	0.5ft 550lm CRI80	0.5ft 550lm CRI90	1ft 650lm CRI80	1ft 1100lm CRI80	1ft 1100lm CRI90	2ft 1300lm CRI80	2ft 2200lm CRI80	2ft 2200lm CRI90	1ft 2000lm CRI80	2ft 4000lm CRI80	Order code
12NC											
Fixed output											
Xitanium 36W 0.12-0.4A 115V 230V	5-9	5-8	5-8	3-4	3-4	3-4	2	2	2-3	1	929000950606
Xitanium 75W 0.12-0.4A 220V 230V	10-18	10-18	10-17	5-9	5-9	5-8	3-4	3-4	3-6	2-3	929000950706
Xitanium 35W 0.08-0.35A 150V S 230V	5-10	5-8	5-8	3-5	3-4	3-4	2	2	2-3	1	929001506406
Xitanium 60W 0.08-0.35A 300V S 230V	10-17	10-14	10-14	5-8	5-7	5-7	3-4	3	3-5	2	929001506506
Xitanium 60W 0.08-0.35A 220V S 230V	6-17	5-14	5-14	3-8	3-7	3-7	2-4	2-3	2-5	1-2	929001509106
1-10V											
Xitanium 17W 0.12-0.4A 54V 1-10V 230V	3-4	3-4	3-4	2	2	2	1	1	1	N/A	929000684803
Xitanium 36W 0.12-0.4A 115V 1-10V 230V	5-9	5-8	5-8	3-4	3-4	3-4	2	2	2-3	1	929000953606
Xitanium 75W 0.12-0.4A 220V 1-10V 230V	10-18	12-18	10-17	5-9	6-9	5-8	3-4	3-4	3-6	2-3	929000953706
DALI											
Xitanium 17W 0.12-0.4A 54V TD 230V	3-4	3-4	3-4	2	2	2	1	1	1	N/A	929000684703
Xitanium 36W 0.12-0.4A 110V TD 230V	5-9	5-8	5-8	3-4	3-4	3-4	2	2	2-3	1	929000852203
Xitanium 75W 0.12-0.4A 215V TD 230V	10-17	10-17	10-17	5-8	5-8	5-8	3-4	3-4	3-6	2-3	929000852103
Xitanium 35W 0.08-0.35A 150V TD/16 230V	5-10	5-8	5-8	3-5	3-4	3-4	2	2	2-3	1	929000993106
Xitanium 60W 0.08-0.35A 300V TD/16 230V	10-17	10-14	10-14	5-8	5-7	5-7	3-4	3	2-5	1-2	929000993206
Fixed output for industry											
Xitanium 100W 0.15-0.5A 300V iXt 230V	10-24	10-24	10-24	5-12	5-12	5-12	3-6	3-6	3-8	2-4	929001506606
Xitanium 150W 0.2-0.7A 300V iXt 230V	15-24	12-24	13-24	8-12	6-12	7-12	4-6	3-6	4-12	2-6	929001506706
DALI for industry											
Xitanium 110W 0.2-0.6A 215V TD 230V iXt	11-17	10-17	10-17	6-8	5-8	5-8	3-4	3-4	3-6	2-3	929000877306
Xitanium 150W 0.2-0.7A 300V TD 230V iXt	15-24	15-24	15-24	8-12	8-12	8-12	4-6	4-6	5-12	3-6	929000893306
Xitanium 100W 0.15-0.5A 300V iXt TD 230V	10-24	10-24	10-24	5-12	5-12	5-12	3-6	3-6	3-8	2-4	929001516406
Xitanium 150W 0.2-0.7A 300V iXt TD 230V	15-24	12-24	13-24	8-12	6-12	7-12	4-6	3-6	4-12	2-6	929001516506
Single Output Current											
Xitanium 40W 0.28A 142V 230V	N/A	N/A	11	N/A	N/A	6	N/A	N/A	N/A	N/A	929000805103
CertaDrive 30W 350mA 82V 230V	6*	6*	N/A	3*	3*	N/A	N/A	N/A	N/A	N/A	929000934806
CertaDrive 40W 240mA 160V 230V	12-13**	11-13**	11-12**	6**	6**	6**	3**	3**	N/A	N/A	929000934906
CertaDrive 30W 330mA 82V 230V	6-7*	6**	6	3*	3**	3	N/A	N/A	N/A	N/A	929000974806
CertaDrive 40W 360mA 110V 230V	8-9*	8-9*	8-9*	4*	4*	4*	2*	2*	N/A	N/A	929000974906
CertaDrive 60W 360mA 170V 230V	12-14*	12-13*	12-13*	6-7*	6*	6*	3*	3*	N/A	N/A	929000975006

Isolated LED Drivers (LV)

Product specifications

Driver type/Product type	0.5ft 550lm CRI80	0.5ft 550lm CRI90	1ft 650lm CRI80	1ft 1100lm CRI80	1ft 1100lm CRI90	2ft 1300lm CRI80	2ft 2200lm CRI80	2ft 2200lm CRI90	Order code
12NC									
Fixed output									
Xitanium 36W 0.3-1A 54V 230V	4-10	4-8	4-9	2-5	2-4	2-4	1-2	1-2	929000958706
Xitanium 75W 0.7-2A 54V 230V	8-21	7-17	7-18	4-10	4-8	4-9	2-5	1-4	929000958806
1-10V									
Xitanium 36W 0.3-1A 54V 1-10V 230V	4-10	4-8	4-9	2-5	2-4	2-4	1-2	1-2	929000854003
Xitanium 75W 0.7-2A 54V 1-10V 230V	8-21	7-17	7-18	4-10	3-8	4-9	2-5	1-4	929000863503
DALI									
Xitanium 36W 0.3-1A 54V TD 230V	4-10	3-8	3-8	2-5	2-4	2-4	1-2	1-2	929001503606
Xitanium 75W 0.7-2.0A 54V TD 230V	8-21	7-17	7-18	4-10	4-8	4-9	2-5	2-4	929001503706

Isolated LED Drivers (LV)

Product specifications

Driver type/Product type	0.5ft 550lm CRI80	0.5ft 550lm CRI90	1ft 650lm CRI80	1ft 1100lm CRI80	1ft 1100lm CRI90	2ft 1300lm CRI80	2ft 2200lm CRI80	2ft 2200lm CRI90	Order code
12NC									
Single Output Current									
CertaDrive 26W 0.6A 44V 230V	7**	5*-6**	5*-6**	N/A	3**	3**	N/A	N/A	929001411380
CertaDrive 27W 0.5A 54V 230V	N/A	N/A	N/A	N/A	N/A	N/A	N/A	N/A	929001411280
CertaDrive 30W 0.7A 44V 230V	8**	6*	6*-7**	4**	3*	3*	2**	N/A	929001411180
CertaDrive 38W 0.7A 54V 230V	N/A	N/A	N/A	N/A	N/A	N/A	N/A	N/A	929001411080
CertaDrive 40W 0.9A 44V 230V	10**	8**	8*-9**	5**	4**	4*	N/A	2**	929001410980
CertaDrive 44W 1.05A 42V 230V	10*-12**	8*-10**	9*-10**	5*-6**	4**-5*	5**	3**	2*	929001410880
SR									
Xitanium 36W 0.3-1A 54V SR 230V	4-10	3-8	3-8	2-5	2-4	2-4	1-2	1-2	929001516306
Xitanium 75W 0.7-2A 54V SR 230V	8-21	7-17	7-18	4-10	4-8	4-9	2-5	1-4	929001505006

Note: The overview shows system configurations of the Fortimo LED Modules achieving nominal lumen output. Configurations marked* will give a slightly higher-than-typical flux, configurations marked** will give a slightly lower-than-typical flux. Please consult the online Easy Design-in Tool for all possible system configuration, available via philips.com/technology.



Fortimo LED Strip Gen4 - 4ft, 5ft

Linear

Design is a major differentiator for you as a luminaire designer/manufacturer. But you cannot afford to compromise on the quality of light or to accept less than the best in terms of energy efficiency. This fourth generation of LED Strip makes sure you don't have to. Fortimo LED Strip allows you to design high-performance, slim linear LED luminaires without having to compromise on design freedom, quality of light, or total cost of ownership. The systems are ideal for use in luminaires for direct lighting in offices, banks, schools, public buildings, supermarkets and any applications where predominantly fluorescent lighting is used.

Features

- State-of-the-art LED Module efficacy of up to 180 lm/W
- Long life-time: >50,000 hours
- High color rendering (CRI >80 and >90)
- Excellent color consistency of 3 SDCM
- Choice of color temperatures (3000K, 5000K and 6500K)
- Two lumen packages: 650 lm and 1100 lm per foot
- Small LED Module width of only 20mm
- Enable both front and back-side connectors

Benefits

- Tunable lumen output, efficacy and lifetime
- Wide temperature (Tc) range from -40 °C to +80 °C
- Push-in connectors enabling automated wiring
- Five year system warranty

Applications

- Office
- School
- Bank
- Public building
- Supermarket
- Industry



Fortimo LED Strip Gen4

Product specifications

Product type	Light output*	Power consumption*	Module efficacy*	Color temperature	Color rendering index	Tc life	HV/LV	Lifetime	Connector position	Order code
	lm	W	lm/W	K	Ra	°C	Hours	12NC		
Fortimo LED Strip 1150mm 2600lm 830 HV4F	2469	15	165	3000	80	70	HV	50000	Front	929001547406
Fortimo LED Strip 1150mm 2600lm 840 HV4F	2600	15	174	4000	80	70	HV	50000	Front	929001547506
Fortimo LED Strip 1150mm 2600lm 865 HV4F	2600	15	174	6500	80	70	HV	50000	Front	929001547606
Fortimo LED Strip 1150mm 2600lm 830 LV4F	2469	15	165	3000	80	70	LV	50000	Front	929001547706
Fortimo LED Strip 1150mm 2600lm 840 LV4F	2600	15	174	4000	80	70	LV	50000	Front	929001547806
Fortimo LED Strip 1150mm 2600lm 865 LV4F	2600	15	174	6500	90	70	LV	50000	Front	929001547906
Fortimo LED Strip 1150mm 2600lm 830 HV4B	2469	15	165	3000	90	70	HV	50000	Back	929001549806
Fortimo LED Strip 1150mm 2600lm 840 HV4B	2600	15	174	4000	80	70	HV	50000	Back	929001549906
Fortimo LED Strip 1150mm 2600lm 865 HV4B	2600	15	174	6500	80	70	HV	50000	Back	929001550006
Fortimo LED Strip 1150mm 2600lm 830 LV4B	2469	15	165	3000	80	70	LV	50000	Back	929001550106
Fortimo LED Strip 1150mm 2600lm 840 LV4B	2600	15	174	4000	80	70	LV	50000	Back	929001550206
Fortimo LED Strip 1150mm 2600lm 865 LV4B	2600	15	174	6500	80	70	LV	50000	Back	929001550306
Fortimo LED Strip 1150mm 4400lm 830 HV4F	4177	24.7	169	3000	90	70	HV	50000	Front	929001548006
Fortimo LED Strip 1150mm 4400lm 840 HV4F	4400	24.7	178	4000	80	70	HV	50000	Front	929001548106
Fortimo LED Strip 1150mm 4400lm 850 HV4F	4440	24.7	180	5000	90	70	HV	50000	Front	929001548206
Fortimo LED Strip 1150mm 4400lm 865 HV4F	4400	24.7	178	6500	80	70	HV	50000	Front	929001548306
Fortimo LED Strip 1150mm 4400lm 830 LV4F	4177	24.7	169	3000	80	70	LV	50000	Front	929001548406
Fortimo LED Strip 1150mm 4400lm 840 LV4F	4400	24.7	178	4000	80	70	LV	50000	Front	929001548506
Fortimo LED Strip 1150mm 4400lm 850 LV4F	4400	24.7	180	5000	80	70	LV	50000	Front	929001548606
Fortimo LED Strip 1150mm 4400lm 865 LV4F	4400	24.7	178	6500	80	70	LV	50000	Front	929001548706
Fortimo LED Strip 1150mm 4400lm 830 HV4B	4177	24.7	169	3000	80	70	HV	50000	Back	929001550406
Fortimo LED Strip 1150mm 4400lm 840 HV4B	4400	24.7	178	4000	80	70	HV	50000	Back	929001550506
Fortimo LED Strip 1150mm 4400lm 850 HV4B	4440	24.7	180	5000	80	70	HV	50000	Back	929001550606
Fortimo LED Strip 1150mm 4400lm 865 HV4B	4400	24.7	178	6500	80	70	HV	50000	Back	929001550706
Fortimo LED Strip 1150mm 4400lm 830 LV4B	4177	24.7	169	3000	80	70	LV	50000	Back	929001550806
Fortimo LED Strip 1150mm 4400lm 840 LV4B	4400	24.7	178	4000	80	70	LV	50000	Back	929001550906
Fortimo LED Strip 1150mm 4400lm 850 LV4B	4400	24.7	180	5000	80	70	LV	50000	Back	929001551006
Fortimo LED Strip 1150mm 4400lm 865 LV4B	4400	24.7	178	6500	80	70	LV	50000	Back	929001551106
Fortimo LED Strip 1450mm 3250lm 830 HV4F	3086	18.7	165	3000	90	70	HV	50000	Front	929001548806

Product specifications

Product type	Light output*	Power consumption*	Module efficacy*	Color temperature	Color rendering index	Tc life	HV/LV	Lifetime	Connector position	Order code
	lm	W	lm/W	K	Ra	°C	Hours	12NC		
Fortimo LED Strip 1450mm 3250lm 840 HV4F	3250	18.7	174	4000	80	70	HV	50000	Front	929001548906
Fortimo LED Strip 1450mm 3250lm 830 LV4F	3086	18.7	165	3000	90	70	LV	50000	Front	929001549006
Fortimo LED Strip 1450mm 3250lm 840 LV4F	3250	18.7	174	4000	80	70	LV	50000	Front	929001549106
Fortimo LED Strip 1450mm 3250lm 830 HV4B	3086	18.7	165	3000	80	70	HV	50000	Back	929001551206
Fortimo LED Strip 1450mm 3250lm 840 HV4B	3250	18.7	174	4000	80	70	HV	50000	Back	929001551306
Fortimo LED Strip 1450mm 3250lm 830 LV4B	3086	18.7	165	3000	80	70	LV	50000	Back	929001551406
Fortimo LED Strip 1450mm 3250lm 840 LV4B	3250	18.7	174	4000	80	70	LV	50000	Back	929001551506
Fortimo LED Strip 1450mm 5500lm 830 HV4F	5222	30.9	169	3000	80	70	HV	50000	Front	929001549206
Fortimo LED Strip 1450mm 5500lm 840 HV4F	5500	30.9	178	4000	80	70	HV	50000	Front	929001549306
Fortimo LED Strip 1450mm 5500lm 850 HV4F	5550	30.9	180	5000	80	70	HV	50000	Front	929001549406
Fortimo LED Strip 1450mm 5500lm 830 LV4F	5222	30.9	169	5000	90	70	LV	50000	Front	929001549506
Fortimo LED Strip 1450mm 5500lm 840 LV4F	5500	30.9	178	4000	80	70	LV	50000	Front	929001549606
Fortimo LED Strip 1450mm 5500lm 850 LV4F	5550	30.9	180	5000	90	70	LV	50000	Front	929001549706
Fortimo LED Strip 1450mm 5500lm 830 HV4B	5222	30.9	169	3000	80	70	HV	50000	Back	929001551606
Fortimo LED Strip 1450mm 5500lm 840 HV4B	5500	30.9	178	4000	80	70	HV	50000	Back	929001551706
Fortimo LED Strip 1450mm 5500lm 850 HV4B	5550	30.9	180	5000	80	70	HV	50000	Back	929001551806
Fortimo LED Strip 1450mm 5500lm 830 LV4B	5222	30.9	169	3000	80	70	LV	50000	Back	929001551906
Fortimo LED Strip 1450mm 5500lm 840 LV4B	5500	30.9	178	4000	80	70	LV	50000	Back	929001552006
Fortimo LED Strip 1450mm 5500lm 850 LV4B	5550	30.9	180	5000	80	70	LV	50000	Back	929001552106



Non-isolated LED Drivers (HV)

Product specifications

Driver type/Product type	# of LED Modules in series				Order code 12NC
	4ft 2600lm HV	4ft 4400lm HV	5ft 3250lm HV	5ft 5500lm HV	
Fixed Output					
Xitanium 36W 0.12-0.4A 115V 230V	2	1	1	1	929000950606
Xitanium 75W 0.12-0.4A 220V 230V	3-4	2	2-3	1	929000950706
Xitanium 35W 0.08-0.35A 150V S 230V	2	1	1	1	929001506406
Xitanium 60W 0.08-0.35A 300V S 230V	3-4	2	2-3	1	929001506506
Xitanium 60W 0.08-0.35A 220V S 230V	2-4	1-2	1-3	1	929001509106
1-10V					
Xitanium 17W 0.12-0.4A 54V 1-10V 230V	1	N/A	N/A	N/A	929000684803
Xitanium 36W 0.12-0.4A 115V 1-10V 230V	2	1	1	1	929000953606
Xitanium 75W 0.12-0.4A 220V 1-10V 230V	3-4	2	2-3	1	929000953706
DALI					
Xitanium 17W 0.12-0.4A 54V TD 230V	1	N/A	N/A	N/A	929000684703
Xitanium 36W 0.12-0.4A 110V TD 230V	2	1	1	N/A	929000852203
Xitanium 75W 0.12-0.4A 215V TD 230V	3-4	2	2-3	1	929000852103
Xitanium 35W 0.08-0.35A 150V TD/16 230V	2	1	1	1	929000993106
Xitanium 60W 0.08-0.35A 300V TD/16 230V	3-4	2	2-3	1	929000993206
Industry (Fixed output and DALI)					
Xitanium 100W 0.15-0.5A 300V iXt 230V	3-6	2-3	2-5	1-2	929001506606
Xitanium 150W 0.2-0.7A 300V iXt 230V	3-6	2-3	3-5	2	929001506706
Xitanium 100W 0.15-0.5A 300V iXt TD 230V	3-6	2-3	2-5	1-2	929001516406
Xitanium 150W 0.2-0.7A 300V iXt TD 230V	3-6	2-3	3-5	2	929001516506
Single Output Current					
Xitanium 40W 0.28A 142V 230V	3	N/A	N/A	N/A	929000805103
CertaDrive 30W 350mA 82V 230V	N/A	N/A	N/A	N/A	929000934806
CertaDrive 40W 240mA 160V 230V	3	N/A	N/A	N/A	929000934906
CertaDrive 30W 330mA 82V 230V	N/A	N/A	N/A	N/A	929000974806
CertaDrive 40W 360mA 110V 230V	2	1	2	1	929000974906
CertaDrive 60W 360mA 170V 230V	3	N/A	N/A	1	929000975006

Isolated LED Drivers (LV)

Product specifications

Driver type/Product type	# of LED Modules in series				Order code 12NC
	4ft 2600lm LV	4ft 4400lm LV	5ft 3250lm LV	5ft 5500lm LV	
Fixed Output					
Xitanium 36W 0.3-1A 54V 230V	1-2	1	1	1	9290 009 58706
Xitanium 75W 0.7-2A 54V 230V	2-4	1-2	2-3	1-2	9290 009 58806
1-10V					
Xitanium 36W 0.3-1A 54V 1-10V 230V		1		1	9290 008 54003
Xitanium 75W 0.7-2A 54V 1-10V 230V	1-2	1-2	1	1-2	9290 008 63503
DALI					
Xitanium 36W 0.3-1A 54V TD 230V	1-2	1	1	1	9290 015 03606
Xitanium 75W 0.7-2.0A 54V TD 230V	2-4	1-2	2-3	1-2	9290 015 03706
Single Output Current					
CertaDrive 26W 0.6A 44V 230V	2-4	N/A	2-3	N/A	9290 014 11380
CertaDrive 27W 0.5A 54V 230V		N/A		N/A	9290 014 11280
CertaDrive 30W 0.7A 44V 230V	2	1	N/A	N/A	9290 014 11180
CertaDrive 38W 0.7A 54V 230V	N/A	N/A	1	N/A	9290 0141 1080
CertaDrive 40W 0.9A 44V 230V	N/A	N/A	N/A	1	9290 014 10980
CertaDrive 44W 1.05A 42V 230V	N/A	N/A	N/A	N/A	9290 014 10880
SR					
Xitanium 36W 0.3-1A 54V SR 230V	N/A	1	N/A	1	9290 015 16306
Xitanium 75W 0.7-2A 54V SR 230V	2	1-2	N/A	1-2	9290 015 05006



Fortimo LED Square Gen2

Linear

Fortimo LED Square Systems consist of white light LED Modules with square outer dimensions delivering high energy efficiency and high quality of homogeneous light. These smart systems are completed with the Xitanium Drivers offering the flexibility to adjust current settings to differentiate on lumen output, efficacy and lifetime. Fortimo LED Square Systems are ideal for office applications where the luminaires require very homogeneous exit surface window. Typical applications are recessed, surface mounted and suspended office luminaires.

Features

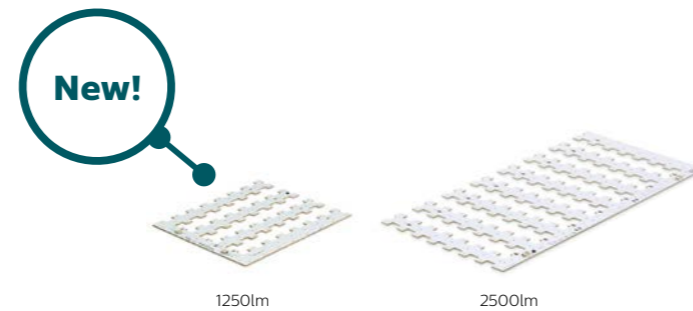
- Homogeneous exit windows for luminaires with depth of 4.5cm
- Module efficiency up to 176lm/W
- Quick mounting of modules with only 1 screw
- Tc up to 80 °C
- High quality of white light

Benefits

- Enabling homogeneous and shallow luminaires
- High energy efficiency
- Improved luminaire manufacturability
- Flexible system with Xitanium Drivers
- Fast and easy mounting with less cabling

Applications

- Ideal for office applications
- Recessed, surface mounted or suspended
- Ideal replacement in e.g. a 600x600mm



LED Square 2500lm HV/LV2

Product specifications

Product type	Light output	Power consumption	Module efficacy	Color temperature	Color rendering index	Tc life	HV/LV	lifetime	Order code
	lm	W	lm/W	K	Ra	°C		Hours	12NC
Fortimo LED Square 2500lm 830 HV/LV2	2350	14.4	163	3000	80	65	HV/LV	50000	929001531906
Fortimo LED Square 2500lm 840 HV/LV2	2500	14.4	176	4000	80	65	HV/LV	50000	929001532006
Fortimo LED Square 2500lm 865 HV/LV2	2500	14.4	176	6500	80	65	HV/LV	50000	929001532106

LED Square 1250lm HV/LV2

Product specifications

Product type	Light output	Power consumption	Module efficacy	Color temperature	Color rendering index	Tc life	HV/LV	lifetime	Order code
	lm	W	lm/W	K	Ra	°C		Hours	12NC
Fortimo LED Square 1250lm 830 HV/LV2	1170	7.2	163	3000	80	65	HV/LV	50000	929001531606
Fortimo LED Square 1250lm 840 HV/LV2	1250	7.2	176	4000	80	65	HV/LV	50000	929001531706
Fortimo LED Square 1250lm 865 HV/LV2	1250	7.2	176	6500	80	65	HV/LV	50000	929001531806

Non-isolated LED Drivers (HV)

Product specifications

Driver type/Product type	Fortimo LED Square	Fortimo LED Square	Order code
	1250lm HV/LV2	2500lm HV/LV2	12NC
Fixed Output			
Xitanium 36W 0.12-0.4A 110V 230V	2	2	929000814503
Xitanium 36W 0.12-0.4A 115V 230V	2	2	929000950606
Xitanium 35W 0.08-0.35A 150V S 230V	2-3	2	929001506406
Xitanium 75W 0.12-0.4A 220V 230V	3-4	3-4	929000950706
Xitanium 60W 0.08-0.35A 300V S 230V	3-6	3-4	929001506506
1-10V			
Xitanium 17W 0.12-0.4A 54V 1-10V 230V	1	1	929000684803
Xitanium 36W 0.12-0.4A 115V 1-10V 230V	2	2	929000953606
Xitanium 75W 0.12-0.4A 220V 1-10V 230V	3-4	3-4	929000953706
DALI			
Xitanium 17W/0.12-0.4A 54V TD 230V	1	1	929000684703
Xitanium 36W 0.12-0.40A 110V TD 230V	2	2	929000852203
Xitanium 35W 0.08-0.35A 150V TD/16 230V	2-3	2	929000993106
Xitanium 75W 0.12-0.40A 215V TD 230V	3-4	3-4	929000852103
Xitanium 60W 0.08-0.35A 300V TD/16 230V	3-6	3-4	929000993206

Isolated LED Drivers (LV)

Product specifications

Driver type/Product type	Fortimo LED Square	Fortimo LED Square	Order code
	1250lm HV/LV2	2500lm HV/LV2	12NC
Fixed Output			
Xitanium 36W/0.3-1A 54V 230V	2-5	1-2	929000958706
Xitanium 75W/0.7-2A 54V 230V	5-10	3-5	929000958806
1-10V			
Xitanium 36W/0.3-1A 54V 1-10V 230V	2-5	1-2	929000854003
Xitanium 75W/0.7-2A 54V 1-10V 230V	5-10	3-5	929000863503
DALI			
Xitanium 36W/0.3-1A 54V TD 230V	2-5	1-2	929001503606
Xitanium 75W 0.7-2.0A 54V TD 230V	5-10	3-5	929001503706
Industry (Fixed output and DALI)			
Xitanium 100W 0.15-0.5A 300V iXt TD 230V	3-4	3-4	929001516406
Xitanium 150W 0.2-0.7A 300V iXt TD 230V	4-6	4-6	929001516506
Xitanium 100W 0.15-0.5A 300V iXt 230V	3-6	3-6	929001506606
Xitanium 150W 0.2-0.7A 300V iXt 230V	3-6	3-6	929001506706

CertaFlux LED Square

Linear

CertaFlux LED Square Systems are ideal for office applications where the luminaires require a very homogeneous exit surface window. Typical applications are recessed, surface mounted and suspended office luminaires. The rectangular square is designed to reduce material and assembly cost for the OEM, compared to design of many other brands. The design of the LED Module is backwards compatible and the LED pitch remains unchanged compared to the Fortimo LED Square 2500lm, enabling to have one luminaire design for both the high performance and cost oriented segment.

Features

- LED Module efficacy of up to 146 lm/W
- Long life-time: >50,000 hours
- High color rendering (CRI >80)
- Excellent color consistency of 4 SDCM
- Variation of color temperatures (3000K, 4000K and 6500K)

Benefits

- Wide operating temperature (Tc) range from -40°C to +80°C
- Push-in connectors enabling automated wiring
- Three year system warranty

Applications

- Ideal for office, home applications
- Recessed, surface mounted or suspended
- Ideal replacement in e.g. a 600x600mm, 500x500mm & below



2500lm

CertaFlux LED Square 2500lm HV/LV1 520x260mm

Product specifications

Product type	Light output	Power consumption	Module efficacy	Color temperature	Color rendering index	Tc life	HV/LV	Lifetime	Order code
	lm	W	lm/W	K	Ra	°C		Hours @ I Nom	12NC
CertaFlux LED Square 2500lm 830 HV/LV1	2360	17.2	137	3000	80	75	Both	50,000	929001517206
CertaFlux LED Square 2500lm 840 HV/LV1	2500	17.2	146	4000	80	75	Both	50,000	929001517306
CertaFlux LED Square 2500lm 865 HV/LV1	2500	17.2	146	6500	80	75	Both	50,000	929001517406

CertaFlux LED Square 2500lm LV1 KR 560x280mm

Product specifications

Product type	Light output	Power consumption	Module efficacy	Color temperature	Color rendering index	Tc life	HV/LV	Lifetime	Order code
	lm	W	lm/W	K	Ra	°C		Hours @ I Nom	12NC
CertaFlux LED Square 2500lm 840 LV1 KR	2500	17.2	145	4000	80	75	Both	50,000	929001445406
CertaFlux LED Square 2500lm 865 LV1 KR	2500	17.2	145	6500	80	75	Both	50,000	929001445506

CertaFlux LED Square 2000lm LV1 KR 450x220mm

Product specifications

Product type	Light output	Power consumption	Module efficacy	Color temperature	Color rendering index	Tc life	HV/LV	Lifetime	Order code
	lm	W	lm/W	K	Ra	°C		Hours @ I Nom	12NC
CertaFlux LED Square 2000lm 840 LV1 KR	2000	14.8	135	4000	80	75	LV	50,000	929001445606
CertaFlux LED Square 2000lm 865 LV1 KR	2000	14.8	135	6500	80	75	LV	50,000	929001445706

Non-isolated LED Drivers (HV)

Product specifications

Driver type/Product type	LED Square 2500lm HV/LV1	LED Square 2500lm LV1 KR	LED Square 2000lm LV1 KR	Order code 12 NC
DALI				
Xitanium 150W 0.2-0.7A 300V iXt TD 230V	4,5,6	N/A	N/A	929001516506
Xitanium 100W 0.15-0.5A 300V iXt TD 230V	3,4	N/A	N/A	929001516406
Xitanium 75W 0.12-0.4A 215V TD 230V	2,3,4	N/A	N/A	929000852103
Xitanium 36W 0.12-0.4A 110V TD 230V	1,2	N/A	N/A	929000852203
1-10V				
Xitanium 75W 0.12-0.4A 220V 1-10V 230V	2,3,4	N/A	N/A	929000953706
Xitanium 36W 0.12-0.4A 115V 1-10V 230V	1,2	N/A	N/A	929000953606
Xitanium 17W 0.12-0.4A 54V 1-10V 230V	N/A	N/A	N/A	929000684803
Fixed output				
Xitanium 150W 0.2-0.7A 300V iXt 230V	3,4,5,6	N/A	N/A	929001506706
Xitanium 100W 0.15-0.5A 300V iXt 230V	3,4,5	N/A	N/A	929001506606
Xitanium 75W 0.12-0.4A 220V 230V	3,4	N/A	N/A	929000950706
Xitanium 60W 0.08-0.35A 300V S 230V	3**	N/A	N/A	929001506506
Xitanium 60W 0.08-0.35A 220V S 230V	2**, 3**	N/A	N/A	929001509106
Xitanium 36W 0.12-0.4A 115V 230V	1,2	N/A	N/A	929000950606
Xitanium 35W 0.08-0.35A 150V S 230V	2**	N/A	N/A	929001506406
Peak Design				
CertaDrive 40W 360mA 110V 230V	1,2	N/A	N/A	929000974906
CertaDrive 60W 360mA 110V 230V	3	N/A	N/A	929000975006

Isolated LED Drivers (LV)

Product specifications

Driver type/Product type	LED Square 2500lm HV/LV1	LED Square 2500lm LV1 KR	LED Square 2000lm LV1 KR	Order code 12 NC
DALI				
Xitanium 75W 0.7-2A 54V TD 230V	2,3,4	2,3,4	2,3,4	929001503706
Xitanium 36W 0.3-1A 54V TD 230V	1,2	1,2	1,2	929001503606
1-10 V				
Xitanium 75W 0.7-2A 54V 1-10V 230V	2,3,4	2,3,4	2,3,4	929000863503
Xitanium 36W 0.3-1A 54V 1-10V 230V	1,2	1,2	1,2	929000854003
Fixed output				
Xitanium 75W 0.7-2A 54V 230V	2,3,4	2,3,4	2,3,4,5	929000958806
Xitanium 36W 0.3-1A 54V 230V	1,2	2	2	929000958706
Single Output Current				
CertaDrive 26W 0.6A 44V 230V	2**	2**	2**	929001411380
CertaDrive 27W 0.5A 54V 230V	2**	2**	2**	929001411280
CertaDrive 38W 0.7A 54V 230V	2**	2**	2**	929001411080
CertaDrive 40W 0.9A 44V 230V	2*	2*	2**	929001410980
CertaDrive 44W 1.05A 42V 230V	2*	2*	2*	929001410880
SR				
Xitanium 36W 0.3-1A 54V SR 230V	1,2	1,2	1,2	929001516306
Xitanium 75W 0.7-2A 54V SR 230V	2,3,4	2,3,4	2,3,4	929001505006

Note: The overview shows system configurations of the CertaFlux LED Modules achieving nominal lumen output. Configurations marked* will give a slightly higher-than-typical flux, configurations marked** will give a slightly lower-than-typical flux. Please consult the online Easy Design-in Tool for all possible system configuration, available via philips.com/technology.

CertaFlux LED Strip Gen3

Linear

While further improving the specifications of our Fortimo range, we focused on offering the most cost-efficient solution for linear LED lighting with our CertaFlux range. CertaFlux LED Strip systems offer good product performance and functionality, with good quality of light, meeting market needs for basic lighting. These cost effective systems are completed with the CertaDrive Linear LED Driver portfolio, specifically designed to match the CertaFlux LED Strips and focused on lumen packages for high volume applications.

Features

- 775, 1100, 1550lm, 2200lm lumen package for 1ft, 2ft modules
- Efficacy levels surpassing T5 and T8 systems
- High quality white light CRI 80
- 50,000 hours lifetime
- Efficacy up to 145 lm/W
- Color consistency improved at 3 SDCM

Benefits

- > 50% energy saving
- < 1.5 year payback period on LED investment
- Improved temperature (Tc) range from -40 °C to +80 °C
- Philips standard systems warranty applies

Applications

- Office: Reception, lobby, corridors, meeting rooms, open offices and pantry areas
- Retail: Aisles, warehouses and storage areas
- Industry: Warehouses, production areas and office areas



Product specifications

Product type	Light output	Power consumption	Module efficacy	Color temperature	Color rendering index	Tc life	HV/LV	Lifetime	Order code
	lm	W	lm/W	K	Ra	°C	Hours @ 1 Nom	12NC	
CertaFlux LED Strip 1ft 775lm 830 HV3	720	5.3	135	3000	80	80	HV	50000	929001436906
CertaFlux LED Strip 1ft 775lm 840 HV3	775	5.3	145	4000	80	80	HV	50000	929001437006
CertaFlux LED Strip 1ft 775lm 865 HV3	775	5.3	145	6500	80	80	HV	50000	929001437106
CertaFlux LED Strip 1ft 1100lm 830 HV3	1020	7.9	129	3000	80	80	HV	50000	929001437206
CertaFlux LED Strip 1ft 1100lm 840 HV3	1100	7.9	139	4000	80	80	HV	50000	929001437306
CertaFlux LED Strip 1ft 1100lm 865 HV3	1100	7.9	139	6500	80	80	HV	50000	929001437406
CertaFlux LED Strip 2ft 1550lm 830 HV3	1440	10.7	135	3000	80	80	HV	50000	929001437506
CertaFlux LED Strip 2ft 1550lm 840 HV3	1550	10.7	145	4000	80	80	HV	50000	929001437606
CertaFlux LED Strip 2ft 1550lm 865 HV3	1550	10.7	145	6500	80	80	HV	50000	929001437706
CertaFlux LED Strip 2ft 2200lm 830 HV3	2040	15.8	129	3000	80	80	HV	50000	929001437806
CertaFlux LED Strip 2ft 2200lm 840 HV3	2200	15.8	139	4000	80	80	HV	50000	929001437906
CertaFlux LED Strip 2ft 2200lm 865 HV3	2200	15.8	139	6500	80	80	HV	50000	929001438006

Non-isolated CertaDrive Drivers (HV)

Product specifications

Driver type/Product type	# of LED Modules in series	Order code 12NC
Fixed		
CertaDrive 27W 0.21A 130V 230V	2x 2ft 1550lm 2x 2ft 1550lm + 1x 1ft 775lm	929001598506
CertaDrive 30W 0.29A 102V 230V	2x 2ft 2200lm 2x 2ft 2200lm + 1x 1ft 1100lm	929001598606
CertaDrive 44W 0.32A 137V 230V	2x 2ft 2200lm 2x 2ft 2200lm + 1x 1ft 1100lm	929001598706



Non-isolated Xitanium Drivers (HV)

Product specifications

Driver type/Product type	# of LED Modules in series				Order code 12NC
	1ft 775lm 8xx HV3	2ft 1550lm 830 HV3	1ft 1100lm 830 HV3	2ft 2200lm 830 HV3	
Fixed Output					
Xitanium 35W 0.08-0.35A 150V S 230V	3-6	2-3	3-4	2	929001506406
Xitanium 36W 0.12-0.4A 115V 230V	3-6	2-3	3-4	2	929000950606
Xitanium 60W 0.08-0.35A 220V S 230V	4-11	2-5	3-7	2-3	929001509106
Xitanium 60W 0.08-0.35A 300V S 230V	6-11	3-5	5-7	3	929001506506
Xitanium 75W 0.12-0.4A 220V 230V	6-11	3-5	5-8	3-4	929000950706
1-10V					
Xitanium 17W 0.12-0.4A 54V 1-10V 230V	2	1	2	1	929000684803
Xitanium 36W 0.12-0.4A 115V 1-10V 230V	3-6	2-3	3-4	2	929000953606
Xitanium 75W 0.12-0.4A 220V 1-10V 230V	6-11	3-5	5-8	3-4	929000953706
DALI					
Xitanium 17W 0.12-0.4A 54V TD 230V	2	1	2	1	929000684703
Xitanium 35W 0.08-0.35A 150V TD/16 230V	3-6	2-3	3-4	2	929000993106
Xitanium 36W 0.12-0.40A 110V TD 230V	3-5	2	3-4	2	929000852203
Xitanium 60W 0.08-0.35A 300V TD/16 230V	6-11	3-5	5-7	3	929000993206
Xitanium 75W 0.12-0.40A 215V TD 230V	6-11	3-5	5-8	3-4	929000852103
Fixed output (For industry)					
Xitanium 100W 0.15-0.5A 300V iXt 230V	6-16	3-8	5-12	3-6	929001506606
Xitanium 150W 0.2-0.7A 300V iXt 230V	9-16,18,20,22,24,26,28	5-8,10,12,14	6-12,14,16,18	3-6,8	929001506706
DALI (For industry)					
Xitanium 110W 0.2-0.6A 215V TD 230V iXt	N/A	N/A	N/A	N/A	929000877306
Xitanium 100W 0.15-0.5A 300V iXt TD 230V	6-16	3-8	5-12	3-6	929001516406
Xitanium 150W 0.2-0.7A 300V TD 230V iXt	9-16,18,20,22,24,26,28	5-8,10,12,14	7-12,14,16,18	4-6,8	929000893306
Xitanium 150W 0.2-0.7A 300V iXt TD 230V	9-16,18,20,22,24,26,28	5-8,10,12,14	6-12,14,16,18	3-6,8	929001516506
Single Output Current					
Xitanium 40W 0.28A 142V 230V	7	N/A	N/A	N/A	929000805103
CertaDrive 30W 350mA 82V 230V	N/A	N/A	3	N/A	929000934806
CertaDrive 27W 0.21A 130V 230V	N/A	N/A	4-5	2	929001598506
CertaDrive 30W 0.29A 102V 230V	4-5	2	N/A	N/A	929001598606
CertaDrive 44W 0.32A 102V 230V	N/A	N/A	4-5	2	929001598706
CertaDrive 30W 330mA 82V 230V	4	2	3	N/A	929000974806
CertaDrive 40W 360mA 110V 230V	5	N/A	4	2	929000974906
CertaDrive 60W 360mA 170V 230V	7-8	4	5-6	3	929000975006

CertaFlux LED Panel

Linear

CertaFlux LED Panel is designed to enable OEMs to make ultra-slim LED luminaires for commercial office applications. With various combination of Philips Drivers, OEM can offer very wide range of lumen package with a few panel modules which means it benefits maximum flexibility of luminaire offer to OEMs and end-user. CertaFlux LED Panel offers excellent product performance and reliability, with good quality of light, meeting market needs for office lighting.

Features


- LED Module efficacy up to 105 lm/W
- Long life-time 25,000 hours (L70B50)
- Excellent lighting uniformity
- High color rendering (CRI 80)
- Color consistency of <5 SDCM
- Choice of color temperatures (4000K, 5700K and 6500K)
- Two square form factors with 595x595mm & 603x603mm
- Create wide range of lumen package by driving current from 2260 lm to 3600lm (@600-1050mA)
- Slim LED Module (10.3mm)
- UGR (<20 at 600mA)
- Dimmable by Dali

Benefits

- Simply connect and 'Ready to Go'
- >50 lighting combination possible with panels & drivers
- Meeting office expectations for low UGR
- Easy wiring with Philips LED Drivers
- Three year system warranty in combination with Philips Driver
- Country presence with service, application and stock support

Applications

- Offices



Product specifications

Product type	Luminous flux at 800mA lm	Power consumption W	Module efficacy lm/W	Color temperature K	Color consistency SDCM	Color rendering index CRI	Tc life °C	Lifetime (B50L70) Hours	Order code 12NC
CertaFlux LED Panel 5959 840 LV1	2900	29.3	100	4000	<5	80	60	25,000	929001433406
CertaFlux LED Panel 5959 857 LV1	2900	29.3	100	5700	<5	80	60	25,000	929001433506
CertaFlux LED Panel 5959 865 LV1	2900	29.3	100	6500	<5	80	60	25,000	929001433606
CertaFlux LED Panel 6060 840 LV1	2900	29.3	100	4000	<5	80	60	25,000	929001433706
CertaFlux LED Panel 6060 857 LV1	2900	29.3	100	5700	<5	80	60	25,000	929001433806
CertaFlux LED Panel 6060 865 LV1	2900	29.3	100	6500	<5	80	60	25,000	929001433906
CertaFlux LED Panel 6060 840 LV1 TW	2900	29.3	100	4000	<5	80	60	25,000	929001422606
CertaFlux LED Panel 6060 857 LV1 TW	2900	29.3	100	5700	<5	80	60	25,000	929001422706
CertaFlux LED Panel 6060 865 LV1 TW	2900	29.3	100	6500	<5	80	60	25,000	929001422806




Recommended LED Drivers

Product specifications

Driver type/Product type	Current A	Flux of module lm	UGR of module	Order code 12NC	Certification
Xitanium Dali Drivers					
Xitanium 36W WH 0.3-1A 54V TD/Is 230V	0.6	2260	19.9	929000969906	CE/ENEC/CB/CCC/RCM
	0.65	2420	20.2		
	0.7	2580	20.4		
	0.75	2740	20.6		
	0.8	2900	20.8		
	0.85	3050	21		
	0.9	3200	21.1		
Xitanium 50W WH 0.7-1.5A 54V TD/Is 230V	0.95	3350	21.3	929000991806	CE/ENEC/CB/CCC
	1.0	3500	21.5		
	1.05	3640	21.6		
Xitanium Drivers					
Xitanium 27W 0.6/0.65A 42V I 230V G2	0.6	2260	19.9	929001418280	CE/ENEC/CB/CCC/RCM
	0.65	2420	20.2		
Xitanium 32W 0.7/0.75A 42V I 230V G2	0.7	2580	20.4	929001418380	CE/ENEC/CB/CCC/RCM
	0.75	2740	20.6		
Xitanium 36W 0.8/0.85A 42V I 230V G2	0.8	2900	20.8	929001418580	CE/ENEC/CB/CCC/RCM
	0.85	3050	21		
Xitanium 40W 0.9/0.95A 42V I 230V G2	0.9	3200	21.1	929001419380	CE/ENEC/CB/CCC/RCM
	0.95	3350	21.3		
Xitanium 44W 1.0/1.05A 42V I 230V G2	1.0	3500	21.5	929001418680	CE/ENEC/CB/CCC/RCM
	1.05	3640	21.6		
Certa Drivers					
CertaDrive 32W 0.7A 46V I 110-240V	0.7	2580	20.4	929001415806	CE/CB/CNS
CertaDrive 44W 1.05A 42V I 1100-240V	1.05	3640	21.6	929001415906	CE/CB/CNS
CertaDrive 30W 0.7A 42 230V I	0.7	2580	20.4	929001416080	CE/ENEC/CB/CCC/RCM
CertaDrive 34W 0.8A 42V 230V I	0.8	2900	20.8	929001416180	CE/ENEC/CB/CCC/RCM
CertaDrive 38W 0.9A 42V 230V I	0.9	3200	21.1	929001416280	CE/ENEC/CB/CCC/RCM
CertaDrive 44W 1.05A 42V 230V I	1.05	3640	21.6	929001416380	CE/ENEC/CB/CCC/RCM
LATAM Drivers					
CI031C068V045CNN1	0.68	2520	20.3	929000763713	UL/CSA/Class P
CI035C075V046FNN1	0.75	2740	20.6	929000763913	UL/CSA/Class P
CI034C072V046CNN1	0.72	2650	20.5	929000763813	UL/CSA/Class P
CI037C082V045CNN1	0.82	2960	20.9	929000764113	UL/CSA/Class P
CI042C092V045CNN1	0.92	3260	21.2	929000764413	UL/CSA/Class P
CI046C102V045CNN1	1.02	3560	21.5	929000764613	UL/CSA/Class P

Outdoor Modules

Where reliability and energy-efficiency matters.
Outdoor LED lighting components must be cost-effective building blocks that can be smartly configured to create tailored outdoor luminaires for various applications.



Fortimo FastFlex Gen4

Outdoor

The Fortimo FastFlex Gen4 system continues to focus on offering a suitable solution to OEMs who want to distinguish themselves through their fixture design and speed to market, as well as OEMs wanting to differentiate their propositions based on optical (photometric) performance.

The **Standard Fortimo FastFlex** are products designed for OEMs looking for a ‘one stop shop’ where, boards and lenses are provided by Philips allowing a short fixture development cycle while, enabling basic optical flexibility with its eight standard light distributions.

For OEMs looking to have a unique photometrical performance, the FastFlex **Differentiation Array (DA)** as well as the new form factor FastFlex **Differentiation Protected (DP)** were designed to operate together with third party lenses - enabling an endless number of possible optical configurations as well as IP rating.

Features

- Modular approach to luminaire design; four board form factors (2x2, 2x4, 2x6, 2x8)
- High energy efficacy, up to 175 Lm/W
- Color temperatures: 2700K, 3000K, 4000K, 5000K, 5700K
- Patented interface between lens, module and mounting surface
- High Tcase, up to 100 °C
- CRI 70 or 80

Benefits

- Perfectly match each project's needs
- Flexible system design
- Easy factory assembly and reliable lifetime performance
- Low cost of thermal management
- Minimal scrap and outdated component cost

Applications

- Road lighting
- Flood and area lighting
- Urban street lighting
- Tunnels
- High bay



Fortimo FastFlex Gen4

Product specifications

Product type	Module power	Module efficacy typical	Light output	Correlated color temperature	Color rendering index	Tc max	Color consistency	Lifetime 90% survivals	Order code
	W	lm/W	lm	K	min. CRI	°C	SDCM	Hours	12NC
Fortimo FastFlex LED 2x8/730 G4	24	142	3450	3000	>70	85	4*	>55,000**	9290 015 62506
Fortimo FastFlex LED 2x8/740 G4	24	154	3730	4000	>70	85	4*	>55,000**	9290 015 62606
Fortimo FastFlex LED 2x8/757 G4	24	152	3685	5700	>70	85	4*	>55,000**	9290 015 62706
Fortimo FastFlex LED 2x8/830 G4	24	131	3208	3000	>80	85	4*	>55,000**	9290 015 62806
Fortimo FastFlex LED 2x8/840 G4	24	138	3357	4000	>80	85	4*	>55,000**	9290 015 62906
Fortimo FastFlex LED 2x8/730 X G4	24	156	3690	3000	>70	85	4*	>55,000**	9290 015 72906
Fortimo FastFlex LED 2x8/740 X G4	24	165	3884	4000	>70	85	4*	>55,000**	9290 015 73006
Fortimo FastFlex LED 2x4/730 G4	12	142	1725	3000	>70	85	4*	>55,000**	9290 015 63006
Fortimo FastFlex LED 2x4/740 G4	12	154	1865	4000	>70	85	4*	>55,000**	9290 015 63106
Fortimo FastFlex LED 2x8/730 DA G4	24	142	3450	3000	>70	95	4*	>55,000**	9290 015 63506
Fortimo FastFlex LED 2x8/740 DA G4	24	154	3730	4000	>70	95	4*	>55,000**	9290 015 63606
Fortimo FastFlex LED 2x8/757 DA G4	24	152	3685	5700	>70	95	4*	>55,000**	9290 015 63806
Fortimo FastFlex LED 2x8/765 DA G4	24	151	3693	6500	>70	95	4*	>55,000**	9290 015 63906
Fortimo FastFlex LED 2x8/827 DA G4	24	122	2965	2700	>80	95	4*	>55,000**	9290 015 64006
Fortimo FastFlex LED 2x8/830 DA G4	24	131	3208	3000	>80	95	4*	>55,000**	9290 015 64106
Fortimo FastFlex LED 2x8/840 DA G4	24	138	3357	4000	>80	95	4*	>55,000**	9290 015 64206
Fortimo FastFlex LED 2x8/730 DAX G4	24	156	3690	3000	>70	105	4*	>55,000**	9290 015 73106
Fortimo FastFlex LED 2x8/740 DAX G4	24	165	3884	4000	>70	105	4*	>55,000**	9290 015 73206
Fortimo FastFlex LED 2x6/730 DA G4	18	142	2588	3000	>70	95	4*	>55,000**	9290 015 65006
Fortimo FastFlex LED 2x6/740 DA G4	18	154	2798	4000	>70	95	4*	>55,000**	9290 015 65106
Fortimo FastFlex LED 2x6/840 DA G4	18	138	2518	4000	>80	95	4*	>55,000**	9290 015 65706
Fortimo FastFlex LED 2x6/730 DAX G4	18	156	2767	3000	>70	105	4*	>55,000**	9290 015 74006
Fortimo FastFlex LED 2x6/740 DAX G4	18	165	2913	4000	>70	105	4*	>55,000**	9290 015 74106
Fortimo FastFlex LED 2x4/730 DA G4	12	142	1725	3000	>70	95	4*	>55,000**	9290 015 65806
Fortimo FastFlex LED 2x4/740 DA G4	12	154	1865	4000	>70	95	4*	>55,000**	9290 015 65906
Fortimo FastFlex LED 2x4/840 DA G4	12	138	1679	4000	>80	95	4*	>55,000**	9290 015 66506
Fortimo FastFlex LED 2x2/730 DA G4	6	142	863	3000	>70	95	4*	>55,000**	9290 015 66606
Fortimo FastFlex LED 2x2/740 DA G4	6	154	933	4000	>70	95	4*	>55,000**	9290 015 66706
Fortimo FastFlex LED 2x2/840 DA G4	6	138	839	4000	>80	95	4*	>55,000**	9290 015 67306
Fortimo FastFlex LED 2x6/730 DP G4	18	142	2588	3000	>70	95	4*	>55,000**	9290 015 64306
Fortimo FastFlex LED 2x6/740 DP G4	18	154	2798	4000	>70	95	4*	>55,000**	9290 015 64406
Fortimo FastFlex LED 2x6/840 DP G4	18	138	2518	4000	>80	95	4*	>55,000**	9290 015 64906
Fortimo FastFlex LED 2x6/730 DPX G4	18	156	2767	3000	>70	105	4*	>55,000**	9290 015 73306
Fortimo FastFlex LED 2x6/740 DPX G4	18	165	2913	4000	>70	105	4*	>55,000**	9290 015 73406

NOTE: light output is specified at board level (lens optical losses not included).

When using standard Fortimo FastFlex lenses, optical losses of 4% need to be taken into account. Specification given at 530 mA and Tc 75 °C.

* Typical Color consistency specified at beginning of life time.

** Charts presenting module's Tc and current vs expected lifetime (up to 120,000 hours), as well as module's Tc and current vs expected lumen depreciation (L70 and above are available via your sales representative.

FastFlex LED Lenses and clip Gen2

Product specifications

Product type	Order code
	12NC
FastFlex lens 2x8/II-X Gen2	929000873806
FastFlex lens 2x8/III-X Gen2	929000873906
FastFlex lens 2x8/IV-X Gen2	929000874006
FastFlex lens 2x8/V Gen2	929000874106
FastFlex lens 2x8/HB65 Gen2	929000896306
FastFlex lens 2x8/II-X WTR Gen2	929000906206
FastFlex lens 2x4/SW-X Gen2	929000897406
FastFlex lens 2x4/V_C Gen2	929000897506
FastFlex module clip*	929000948106
FastFlex lensless mounting Gen 2	929000904506

Recommended Drivers for Fortimo Fast Flex Gen 4 can be found through the Philips Easy Design-in tool.

Please visit our website at www.lighting.philips.com.sg/oem-sg

Fortimo FastFlex IP66

Outdoor

Fortimo FastFlex (FF) IP66 is an integrated module solution with IP protection, excellent optical and heat management, made possible by its mid-power LED and glass lens technology. The Fortimo FastFlex IP66 range consists of two product categories -based on their energy efficacy: "Standard" with typical energy efficacy of 140lm/w and, "Ultra High Efficacy" (UHE) with a best-in-class energy efficacy of 165lm/w. The entire system set includes FF IP66 modules, IP67 drivers and multi-connectors, creating a total IP solution perfect for easy design-in for outdoor as well as industry applications. Fortimo FastFlex IP66 is a modular system, with each module having a typical lumen output around 6000lm. The portfolio includes color temperatures of 3000K, 4000K and 5700K.

Features

- IP 66
- Flexibility to select different lumen output (100 to 700mA)
- Best-in-class energy efficacy up to 165 Lm/W
- 5 years system warranty
- 3 CCTs (3000-4000-5700K), CRI 70 and 80
- Various light distributions for Outdoor (Type II – III) as well Industry (High Bay)

Benefits

- Easy to design-in with practical dedicated light distributions for Roadlighting and High Bay
- Easy to install and maintain, CSA compliant, modular solution
- Robust IP66 rating throughout product claimed lifetime
- 50K hours at B50L70 at 50C

Applications

- Road lighting
- Urban street lighting
- High bay



Fortimo FastFlex IP66



Product specifications

Product type	Order code
	12NC
Fortimo FastFlex IP 6KLM 730 II-S	929001427780
Fortimo FastFlex IP 6KLM 730 II-M	929001427880
Fortimo FastFlex IP 6KLM 730 III-S	929001427980
Fortimo FastFlex IP 6KLM 730 III-M	929001428080
Fortimo FastFlex IP 6KLM 740 II-S	929001428180
Fortimo FastFlex IP 6KLM 740 II-M	929001428280
Fortimo FastFlex IP 6KLM 740 III-S	929001428380
Fortimo FastFlex IP 6KLM 740 III-M	929001428480
Fortimo FastFlex IP 6KLM 757 II-S	929001428580
Fortimo FastFlex IP 6KLM 757 II-M	929001428680
Fortimo FastFlex IP 6KLM 757 III-S	929001428780
Fortimo FastFlex IP 6KLM 757 III-M	929001428880
Fortimo FastFlex IP 6KLM UHE 730 II-S	929001464080
Fortimo FastFlex IP 6KLM UHE 730 II-M	929001464180

Product specifications

Product type	Order code
	12NC
Fortimo FastFlex IP 6KLM UHE 730 III-S	929001464280
Fortimo FastFlex IP 6KLM UHE 730 III-M	929001464380
Fortimo FastFlex IP 6KLM UHE 740 II-S	929001464480
Fortimo FastFlex IP 6KLM UHE 740 II-M	929001464580
Fortimo FastFlex IP 6KLM UHE 740 III-S	929001464680
Fortimo FastFlex IP 6KLM UHE 740 III-M	929001464780
Fortimo FastFlex IP 6KLM UHE 757 II-S	929001464880
Fortimo FastFlex IP 6KLM UHE 757 II-M	929001464980
Fortimo FastFlex IP 6KLM UHE 757 III-S	929001465080
Fortimo FastFlex IP 6KLM UHE 757 III-M	929001465180
Fortimo FastFlex IP 5KLM 840 HB-60	929001428980
Fortimo FastFlex IP 5KLM 840 HB-90	929001429080
Fortimo FastFlex IP 5KLM 857 HB-60	929001429180
Fortimo FastFlex IP 5KLM 857 HB-90	929001429280

Fortimo FastFlex IP66 Multi-connectors

Product specifications

Product type	Order code
	12NC
FastFlex IP Multi-connector 1-3	929001429380
FastFlex IP Multi-connector 1-5	929001429480
FastFlex IP flying wires connector	929001465280

Recommended Drivers for Fortimo FastFlex IP66 can be found through the Philips Easy Design-in tool. Please visit our website at www.lighting.philips.com.sg/oem-sg

CertaFlux PLM

Outdoor

The CertaFlux PLM is an integrated module solution with IP66 protection, excellent optical and heat management, made possible by its mid-power LED and glass lens technology. The entire system set includes PLM module, IP67 driver and connectors, creating a total IP solution perfect for easy design-in for outdoor applications. CertaFlux PLM is a modular system, with each module having a lumen output of 4500lm. The portfolio includes color temperatures of 3000K, 4000K and 5000K, suitable for new streetlight installations and could replace SON 150W, 250W and 400W.

Features

- Integrated heat sink and optics
- Complete IP66 system including module, driver and connector
- Color temperatures: 3000K, 4000K and 5000K
- CRI 70
- 50,000 hours lifetime

Benefits

- Easy design-in
- Relatively low investment
- Reliable and flexible
- Good value-for-money

Applications

- Streetlight



CertaFlux PLM



CertaFlux PLM II multi-connectors

CertaFlux PLM

Product specifications

Product type	Light output (typ.) lm	Power (typ.) W	System efficacy lm/W	Module efficacy lm/W	Input voltage (typ.) V	Color temperature index K	Color rendering Ra	Color consistency SDCM	Lifetime Hours	Order code 12NC
CertaFlux PLM II 4500lm 730 Gen1	4150	33.6	113	124	48	3000	70	6	50,000*	929001444980
CertaFlux PLM II 4500lm 740 Gen1	4500	33.6	123	134	48	4000	70	6	50,000*	929001445080
CertaFlux PLM II 4500lm 750 Gen1	4500	33.6	123	134	48	5000	70	6	50,000*	929001445180

*@ Tamb 30°C

CertaFlux PLM II multi-connectors

Product specifications

Product	Order code 12NC
CertaFlux PLM 2/3 multi-connector CSA	929001450408
CertaFlux PLM 3/4 multi-connector CSA	929001430880

Recommended Drivers for CertaFlux PLM II can be found through the Philips Easy Design-in tool.

Please visit our website at www.lighting.philips.com.sg/oem-sg



Industrial Modules

High Bay Modules designed for extreme industrial applications (factories, warehouses or large-format retail stores) offering high quality of lighting, best-in-class thermal performance, minimal glare and a flexible, encompassing range of luminous solutions.



Fortimo High Bay

Industrial

Fortimo High Bay (FHB) is an integrated module solution with IP65 protection, excellent optical and heat management that offers high energy efficacy and high quality of light. The Fortimo High Bay (FHB) solution is designed to enable LED lighting in Industry (high-bay) applications - warehouses, factories, large-format retail stores. A range of compatible IP67 Xitanium drivers complement the High Bay solution in order to further differentiate on efficacy and lifetime under extreme temperature conditions. The portfolio is suitable to replace conventional 100W, 150W, 250W and 400W solutions.

Features

- IP65 integrated heat sink and optics
- High energy efficacy, at least 140 Lm/W at Module level
- Various lumen-level solutions, 10K, 15K, 20K, 24K Lm
- Streamlined profile for best-in-class thermal performance
- 2 sizes (OD): 270mm (10K/15K/20K lm) and 310mm (24K lm)
- 2 Color temperatures: 4000K, 5700K
- 2 light distributions: 60° (high) and 90° (mid), via reflector
- CRI 80
- Re-enforced, tempered glass cover
- Enables complete IP65 system with IP driver

Benefits

- Easy design-in
- Relatively low investment
- Reliable and flexible
- 5 years system warranty

Applications

- High Bay, Mid Bay Industrial lighting



Fortimo High Bay

Product specifications

Product type	Module power	Module efficacy typical	Light output	Correlated color temperature	Color rendering index	Tc max	Color consistency	Lifetime 90% survivals	Order code
	W	lm/W	lm	K	min. CRI	°C	SDCM	Hours	12NC
Fortimo High Bay Module 10KLM 840	71	140	10000	4000	>80	85	6	50,000	929001432080
Fortimo High Bay Module 15KLM 840	100	150	15000	4000	>80	85	6	50,000	929001432180
Fortimo High Bay Module 20KLM 840	135	148	20000	4000	>80	85	6	50,000	929001432280
Fortimo High Bay Module 24KLM 840	165	146	24000	4000	>80	85	6	50,000	929001432380
Fortimo High Bay Module 10KLM 857	71	140	10000	5700	>80	85	6	50,000	929001432480
Fortimo High Bay Module 15KLM 857	100	150	15000	5700	>80	85	6	50,000	929001432580
Fortimo High Bay Module 20KLM 857	135	148	20000	5700	>80	85	6	50,000	929001432680
Fortimo High Bay Module 24KLM 857	165	146	24000	5700	>80	85	6	50,000	929001432780

Fortimo High Bay Reflectors

Product specifications

Product	Order code 12NC
Reflector High Bay 310MM 60D	929001432880
Reflector High Bay 310MM 90D	929001432980
Reflector High Bay 270MM 60D	929001433080
Reflector High Bay 270MM 90D	929001433180



Fortimo High Bay Reflectors

Recommended Drivers for Fortimo High Bay (FHB) Modules can be found through the Philips Easy Design-in tool.

Please visit our website at www.lighting.philips.com.sg/oem-sg

What to Order for a complete Fortimo High Bay system:

4 components - High Bay Module, High Bay Driver, Top Cover and Reflector

Table below shows the different combinations available

High Bay Module	High Bay Driver	HB Top cover	Reflector			
			12NC and description			
12NC and description	12NC and description	12NC and description	929001433080 Reflector High Bay 270MM 60D	929001432880 Reflector High Bay 310MM 60D	929001433180 Reflector High Bay 270MM 90D	929001432980 Reflector High Bay 310MM 90D
929001432080 Fortimo High Bay Module 10KLM 840	929001425680 Xitanium Dim 100W 1.05A 1-10V 230V I165	929001460080 HB Top Cover	✓		✓	
929001432180 Fortimo High Bay Module 15KLM 840	929001425580 Xitanium Dim 150W 1.05A 1-10V 230V I165		✓		✓	
929001432280 Fortimo High Bay Module 20KLM 840	929001408980 Xitanium Dim 220W 1.05A 1-10V 230V I240		✓		✓	
929001432380 Fortimo High Bay Module 24KLM 840	929001408980 Xitanium Dim 220W 1.05A 1-10V 230V I240			✓		✓
929001432480 Fortimo High Bay Module 10KLM 857	929001425680 Xitanium Dim 100W 1.05A 1-10V 230V I165		✓		✓	
929001432580 Fortimo High Bay Module 15KLM 857	929001425580 Xitanium Dim 150W 1.05A 1-10V 230V I165		✓		✓	
929001432680 Fortimo High Bay Module 20KLM 857	929001408980 Xitanium Dim 220W 1.05A 1-10V 230V I240		✓		✓	
929001432780 Fortimo High Bay Module 24KLM 857	929001408980 Xitanium Dim 220W 1.05A 1-10V 230V I240			✓		✓



The new Easy Design-in tool

The Philips Easy Design-in tool aims to help you navigate systematically, through the specifications and decisions that one needs to make to get to a recommended LED Systems of a best match. A calculation engine is introduced here, with simple filters for you to click and select, to come close to a LED System needed for your particular luminaire in mind. This tool then helps narrow down your options, directing you to a set of tools best suitable for your design-in application.

LED Electronics Easy Design-in tool

In order to help luminaire manufacturers find their way through the growing maze of complexity of LED Systems and the different specifications they are capable of achieving, Philips has developed a Easy Design-in tool. Here you can experiment with the effects of tuning and combining LED Modules and Drivers, establishing the right settings needed to customize your LED luminaire.

With the Philips Easy Design-in tool you can adjust optical, thermal, electrical and mechanical specifications of Philips LED Systems to get your shopping list of associated LED Modules and Drivers.

The Philips Easy Design-in tool is an online platform that covers all Philips Fortimo LED Modules portfolio, Xitanium LED Indoor and Outdoor Drivers, CertaFlux and CertaDrive LED Systems, with the exception of modules with integrated drivers.



Method 1

Calculate and select by desired lumen output, efficiency level, measurement requirements, CCT, or CRI



Match the LED Modules to the driver options, with the appropriate window settings



Method 2

Start with a family of Philips LED Modules that you already have in mind



Explore the options for your particular luminaire needs



Method 3

Start with a LED Module that you have developed yourself, or sourced elsewhere



Select just the driver options available to complement your module



To try the Philips Easy Design-in tool, please visit our website at www.lighting.philips.com.sg/oem-asia

LED Drivers portfolio	84
Our range	85
Philips Xitanium SR Drivers Coming Soon!	
Connectivity in Linear Lighting	89
Connectivity in Outdoor Lighting	90
New! EasyAir Industry Sensor SNH200	91
Coming Soon! EasyAir Outdoor Module SNO100	92
Outdoor Drivers	
Xitanium Full Programmable	96
New! Xitanium Lite Programmable	97
Xitanium Adjustable Output Current	98
Xitanium Dim Single Current	99
New! Xitanium Single Current	100
Industrial Drivers	
New! Xitanium Dim Single Current High Bay	104
Indoor Point Drivers	
New! Xitanium Programmable	108
Xitanium Adjustable Output Current (WH Family)	109
Xitanium Adjustable Output Current (Mini Family)	110
Xitanium Single Current (Mini Family)	111
New! Xitanium Single Current	112
New! Xitanium Single Current TE	113
New! CertaDrive Single Current Gen2	114
CertaDrive Single Current (LPF Family)	115
TrustSight LED Emergency Systems Point/Downlight	116

Indoor Linear Drivers	
New! Xitanium Programmable	120
New! Xitanium Adjustable Output Current	121
New! Xitanium Single Current	122
New! CertaDrive Single Current	124
TrustSight LED Emergency Systems	125
LED Transformer	
New! Performance	128
New! Mainstream	129
MultiOne Configurator	130

LED Drivers

LED Drivers portfolio

Our range of Philips LED Drivers are categorized for you to match your business requirements with ease. Refer to each range description to find out more.

	Outdoor Drivers	Industrial Drivers	Point Drivers	Linear Drivers
S Statement Connected and programmable	Xitanium SR Xitanium Full Programmable 		Xitanium Programmable 	Xitanium SR Xitanium Programmable
P Performance Flexible and future-proof	Xitanium Lite Programmable Xitanium Adjustable Output Current 		Xitanium Adjustable Output Current (WH Family) Xitanium Adjustable Output Current (Mini Family) 	Xitanium Adjustable Output Current
C Core Performance and reliability	Xitanium Dim Single Current 	Xitanium Dim Single Current High Bay 	Xitanium Single Current (Mini Family) Xitanium Single Current Xitanium Single Current TE 	Xitanium Single Current
E Entry Foundation	Xitanium Single Current 		CertaDrive Single Current CertaDrive Single Current (LPF Family) 	CertaDrive Single Current

Our range

Philips has designed these main range to help you with your application segmentation, and to facilitate easy selection of the most appropriate drivers to meet your needs.



Xitanium LED Drivers

Xitanium LED Drivers are reliable, robust and offer flexibility through the operating window and its smart features. They are designed for indoor and outdoor applications, and are available in various form factors with fixed light output, dimmable and programmable options. Offering the flexibility of carrying out late stage programming and drivers configuration, when required.

Features and benefits

Low ripple current. Camera-friendly and minimizes flickering.

Lifetime: Up to 100,000hours lifetime.

Intelligent, DALI 2.0 compliant, enabling connectivity/Internet of Things (IoT).

SimpleSet: Wireless configuration technology.

Best in class performance and energy efficient. Comes in spec-grade performance (THD/PF).

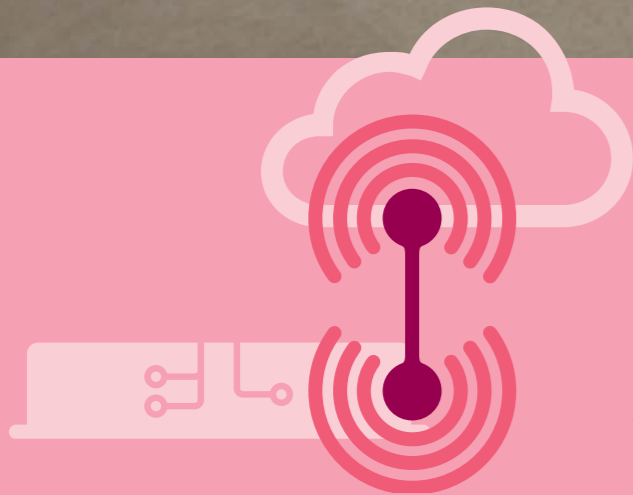
CertaDrive LED Drivers

CertaDrive LED Drivers are designed to meet the market needs for basic lighting. They are ideal for high volume applications together with CertaFlux LED Modules. Offering basic specifications, such as specific current and voltage settings, they come with a standard system warranty for your peace of mind.



Philips Xitanium SR Driver

Driving **connected lighting**



Connected lighting brings opportunities for energy saving, data collection, space management, and more. It enhances user comfort and enables cost benefits. The Philips Xitanium SR LED Driver plays an important role as a building block for connected luminaires. It works seamlessly with a range of sensors, and smooths the path to the Internet of Things. With the Xitanium SR LED Driver, it's easier to create luminaires for connected lighting applications.



Simplified luminaire design

The Xitanium SR LED Driver is sensor ready. This means it doesn't just provide power conversion for LED lighting, it also features integrated sensor controllers, power supplies and energy metering functionality. Everything is integrated, hence very few external components are required. As a result, luminaire design, manufacture and installation are greatly simplified and more cost effective.

Every luminaire becomes a node

By delivering actionable operational data such as energy consumption, daylight harvesting and occupancy patterns to a building management

system, every luminaire becomes a connected lighting node. The Xitanium SR LED Driver is a simple and cost effective way of stepping into the rapidly growing world of connected lighting.

Accelerate your connected lighting business

Standard DALI 2.0 communications between driver and sensor means that you can choose from a wide range of sensor manufacturers to design the solutions that are right for you and your customers. By working together and matching technologies, OEMs, sensor manufacturers and system integrators help realize seamless connectivity.



Smart lighting fixtures will drive enhanced energy saving and make **Lighting** a key element in the “**Internet of Things**”

EasyAir office sensor the wireless solution



The Philips EasyAir office sensor wireless sensor range is compatible with the Xitanium SR LED Driver. These sensors provide cost effective, mainstream sensing, as well as easy integration.

Adding sensors to luminaires brings huge benefits in terms of energy management and building regulation conformity. Existing sensors are bulky, expensive and difficult to design-in. The Philips EasyAir office sensor changes all this. The sensor's single-box, luminaire-mounting format and two wire connection helps you to save time and costs when integrating occupancy

sensing and daylight harvesting into your luminaires. The EasyAir office sensor is designed to be luminaire-integrated which reduces the likelihood of errors during installation.

EasyAir office sensor helps to reduce time to market thanks to its full compatibility with Xitanium SR LED Drivers. This eliminates the need for auxiliary devices and eliminates time consuming configuration issues. The simple, two-wire connection from driver to sensor also helps reduce design-in complexity.

For project specifiers, EasyAir office sensor helps to increase efficiency by enabling energy saving and compliance without impacting project time or aesthetic. There's no need to wire sensors outside the ceiling fixture, eliminating mistakes when placing the sensors and luminaires. Projects can be completed quickly, while the integrated sensors leave the ceiling uncluttered.

Another EasyAir office sensor breakthrough is the ability to configure via

SimpleSet which means the sensors can leave your factory fully configured, ready for app-based commissioning on site. The Android based app simplifies programming occupancy and daylight sensing parameters, while enabling you to fine-tune lumen levels.

The EasyAir office sensor is ready for the future. By integrating the EasyAir office sensor into your luminaire, you are now ready to enter the connected world of tomorrow.

The EasyAir office sensor SNS200 has on-board Zigbee and infrared communication to enable Advanced Grouping behavior in offices. It offers a perfect solution for applications where multiple luminaires need to be grouped together to respond to motion and daylight changes. All this without pulling wires and opening ceilings. Scenes can be used to create different settings in combination with Zigbee Green Power wireless dimmer switches. With your smartphone you can commission the groups with ease using our Philips Field Apps.

Connectivity in linear lighting

New Philips Sensor Ready drivers are ideal for use with sensors and building management systems. With its integrated DALI 2.0 power supply it is easy to power sensors and wireless modules directly from the driver. It also features integrated energy metering for use in building management systems from the SR Certified program. This program with key building management and sensor vendors ensures that certified sensors and controllers work seamlessly with the Xitanium SR driver. For more information go to our webpage at <http://www.philips.com/xitaniumsr>.

The EasyAir sensor range is a brand new range with presence and daylight sensors that can be used all across offices, including open plan offices, meeting rooms and corridors. The EasyAir sensors' single-box, luminaire-mounting format and, powered by Xitanium SR, a two-wire connection will save time and costs when integrating them into your luminaires. The EasyAir sensors are ready for the future. By integrating the EasyAir sensor into your luminaire, all work is done to enter the connected world of tomorrow. So let's get connected.



Xitanium SR Linear HV (non-isolated) Drivers

Product type	Housing type mm	Output current mA	Output voltage V	Dimming %	DALI power supply max. supply current mA	Energy metering accuracy %	Order code 12NC
Xitanium 36W 0.3-1A 54V SR 230V	360x30x21	300-1000	27-54	100-1	52	4	929001516306
Xitanium 75W 0.7-2A 54V SR 230V	360x30x21	700-2000	27-54	100-1	52	4	929001505006
Xitanium 35W 0.08-0.35A 150V SR 230V	360x30x21	80-350	50-150	100-1	52	4	929001540406
Xitanium 60W 0.08-0.35A 220V SR 230V	360x30x21	80-350	50-220	100-1	52	4	929001540506
Xitanium 60W 0.08-0.35A 300V SR 230V	360x30x21	80-350	100-300	100-1	52	4	929001540606
Xitanium 100W 0.25-0.7A 220V SR 230V	360x30x21	250-700	50-220	100-1	52	4	929001540706
Xitanium 100W 0.15-0.5A 300V SR 230V iXT	425x30x21	150-500	100-300	100-1	52	4	929001540806
Xitanium 150W 0.2-0.7A 300V SR 230V iXT	425x30x21	200-700	100-300	100-1	52	4	929001540906

EasyAir office sensor

Product type	Housing (Volume inside luminaire) mm	Key features	Req. Luminaire hole mm	Occupancy technology	Detection area at 3m height (minor movement) m	Detection area at 2.4m height (minor movement) m	Viewing angle	Full light dim level %	Operating Ambient temperature °C	Order code 12NC
EasyAir office sensor standalone SNS100	50x19x31.5 (50x19x24)	App-based configuration	44x17	Passive IR	3.6x3.4	2.9x2.7	X=72°Y=86°	5-100%	0-55	929000738303
EasyAir office sensor advanced grouping SNS200	50x19x31.5 (50x19x24)	Zigbee wireless communication	44x17	Passive IR	3.6x3.4	2.9x2.7	X=72°Y=86°	5-100%	0-55	929000766803

Suitable for office

Order at sample webshop philips.com/oemwebshop
For further information visit philips.com/technology

Connectivity in outdoor lighting

New Philips Sensor Ready Outdoor drivers are ideal for use with Smart City management systems. This driver simplifies the design and production of connected luminaires that use intelligent lighting controllers from our SR Certified Partners by reducing wiring and component count. It adds new features like diagnostics and accurate power metering. Furthermore, it enables luminaire manufacturers to design and build future-proof solutions that align with phased investment capabilities of municipal authorities. Using the driver in combination with industry-standard Zhaga connectors enables sensors and other connected devices to be added to the luminaire at a later date. This makes cost-effective upgrades possible as financial resources become available. For more information go to our webpage at <http://www.philips.com/xitaniumsr>.



Product type	Housing type	Output current	Output voltage	Dimming	Efficiency @ 100% load	Lifetime @ Tc life	Diagnostics via SR interface	DALI power supply via SR interface max power 0.5W	24V power supply 3W average power /10W peak	Energy metering accuracy	Order code
	mm	mA	V	%	%	Hours				%	12NC
Xitanium SR Outdoor 12W 0.2-0.7A C133 sXt	C133	200-700	8-32	100-10	83	100.000	•	•	•	1	929001613506
Xitanium SR Outdoor 22W 0.2-0.7A C133 sXt	C133	200-700	16-48	100-10	85	100.000	•	•	•	1	929001598306
Xitanium SR Outdoor 22W 0.3-1.0A C133 sXt	C133	300-1050	8-32	100-10	85	100.000	•	•	•	1	929001573706
Xitanium SR Outdoor 40W 0.2-0.7A C133 sXt	C133	200-700	25-77	100-10	86	100.000	•	•	•	1	929001573506
Xitanium SR Outdoor 40W 0.3-1.0A C133 sXt	C133	300-1050	20-54	100-10	86	100.000	•	•	•	1	929001573606
Xitanium SR Outdoor 75W 0.2-0.7A S240 sXt	S240	200-700	50-150	100-10	88	100.000	•	•	•	1	929001507706
Xitanium SR Outdoor 75W 0.3-1.0A S240 sXt	S240	300-1050	20-100	100-10	88	100.000	•	•	•	1	929001507806
Xitanium SR Outdoor 150W 0.2-0.7A S240 sXt	S240	200-700	90-283	100-10	90	100.000	•	•	•	1	929001507506
Xitanium SR Outdoor 150W 0.3-1.0A S240 sXt	S240	300-1050	70-214	100-10	90	100.000	•	•	•	1	929001507606
Xitanium SR Outdoor 150W 0.27-0.7A IP67 Independent	I250	270-700	78-236	100-10	91	100.000	•	•	•	1	929001430580
Xitanium SR Outdoor 75W 0.27-0.7A IP67 Independent	I200	270-700	43-118	100-10	90	100.000	•	•	•	1	929001430680

* Standard features: Input voltage range 170-264V, Surge protection DM/CM 6/8kV, SimpleSet, DynaDimmer, Module Temperature Protection.

Suitable for outdoor

Order at sample webshop philips.com/oemwebshop
For further information visit philips.com/technology

EasyAir industry sensor SNH200

Market trends and needs in Industry segment

The rapid growth of online retail and shopping has boosted logistics and warehousing facilities. This has given rise to an increased need for asset management and energy savings. A typical warehouse has a huge potential for energy savings as lighting contributes to the highest energy cost, especially in non-refrigerated warehouses. Large parts of such warehouses only need 'light-on-demand'. Availability of energy usage reports or to be able to manage/maintain multiple sites remotely are key user benefits in industry segment. Furthermore, the production downtime in manufacturing facilities can be costly and a clear need for improved ways of managing maintenance is foreseen.

Opportunity for EasyAir industry sensor

The EasyAir industry sensor SNH200 based on Sensor Ready (SR) platform is a perfect wireless solution to address the market needs in the industry segment. Compared to the existing solutions which are complicated to commission, involve expensive cabling and work with limited temperature environments, EasyAir SNH200 promises to be a one stop easy solution for any industrial application.

Based on the technology of EasyAir SNS200, the industry sensor SNH200 is an easy to integrate, cost effective presence and daylight sensor to significantly help save energy costs. An easy to work with app allows a quick and easy configuration and commissioning process along with the energy readout. Additionally, the advanced grouping and zoning of luminaires leads to enhanced light behaviour on occupancy detection. The EasyAir SNH200 responds very well to the trend of higher ceiling warehouses and seamlessly integrates with the waterproof luminaires commonly used in an industrial setup. Moreover, working with SR based connected lighting system eases monitoring and diagnoses which eventually drives down maintenance costs.

Features

- Works with SR drivers to eliminate power packs and improve cost effectiveness
- Maximize energy savings by presence and daylight sensing
- Advanced lighting control via grouping and zoning of luminaires, using ZigBee mesh
- Quick and easy configuration - in factory using MultiOne/SimpleSet technology and in field via Infrared
- Easy to commission through a user-friendly app, available for free on Google PlayStore as Philips Field Apps
- Energy readout via app or MultiOne
- Ideally suitable for highbay applications; also, suitable for trunking applications via SR Bridge
- High ceiling heights up to 16m,
- IP65 rating to match IP-rating of high bay luminaires; sensor mounted outside of luminaire
- Wide temperature range from -25°C to 65°C to suit various industrial applications
- Releases in Q1 2018

Applications

- Warehouses
- Production facilities
- Assembly areas



Ordering information

Product specifications	
Product	Order code
EasyAir SNH200	9290 016 25706

EasyAir Outdoor Module SNO100

Market trends and needs in Outdoor segment

Outdoor lighting is all around us and new technologies enables municipalities and facility managers to optimize lighting and dimming schemes during time light is less needed. These customers need to anticipate that surroundings or function of a street or public space can change over the long lifetime of outdoor luminaires. For this they need future proof solutions which covers will cover this and enables that over time fast developing IoT technologies can be used.

Important to realize is that outdoor lighting is covering a very wide area of different applications. The requirements for highways are significantly different with city centers, residential or parking's near shopping malls.

Opportunity for EasyAir SNO100 Sensor

The EasyAir Outdoor module SNO100 based on the universal SR platform is the perfect solution to address the basic market needs in the outdoor segment. The device has a built-in GPS receiver and based on the location, date and time it calculates the exact on-off switching and dimming moments.

The module can be configured without power via SimpleSet (NFC) at assembly or during installation.

For configuration of the EasyAir module an easy to use App can be downloaded on a Smartphone. Via this App all settings can be made including the 5-step DynaDimmer. This accurate DynaDimmer takes also Daylight Saving Time into account and timing can be set within a minute accurate. These features makes this device the ideal solution for those customers who want flexible and configurable controls without complexity.

Because of the SR platform, which consist of a Xitanium SR driver and SR receptacle the module is very easy to integrate in most luminaires. Furthermore, the SR receptacle, standardized via Zhaga book 18, will make luminaires future-proof and can be upgraded to advanced CMS modules if needed.

Features

- Integrated GPS receiver for location and exact time/date
- Automatic switch-on/switch-off at sunset / sunrise
- Accurate DynaDimmer with Daylight Saving Time correction
- Quick and easy Configuration via SimpleSet (NFC) without power during assembly/installing
- Daylight sensor
- Accurate diagnostics, including energy readout via app
- Easy to commission through a user-friendly app, free available on Google PlayStore
- IP66/IK08 rating to match outdoor requirements
- Wide temperature range from -30°C to 60°C for use globally
- Releases in Q1 2018

Applications

- Residential or Urban area,
- City center, Shopping area
- Pedestrian, bicycle roads,
- Squares, Campus, Parking, etc

* Not all features will be available at introduction.

Coming Soon!



EasyAir Outdoor Module SNO100

Ordering information

Product specifications

Product	Order code
EasyAir SNO100	12NC 9290 015 99206

Coming soon!

LED innovations at pre-launch phase

GPS based realtime DynaDimmer

Coming soon, we will enter new territory in Outdoor with in-field smartphone configuration of street lighting made possible by Philips connected components. Stay tuned!

Suitable for outdoor

For further information visit philips.com/technology

SR Certified program

For the ultimate reassurance of connectivity, Philips has also introduced the SR Certified program, which is a list of all companies, components and sensors that are certified to work with the Xitanium SR LED Driver. It's the seal of approval you need for putting together a connected solution from participating parts suppliers and service providers. The world of connected lighting is growing fast. You can play a role in accelerating its growth.

The SR Certified program is a foundation for successful partnerships. Let's connect.





Outdoor Drivers

Philips Outdoor LED Drivers offer extreme reliability and maximum flexibility, enabling you to get the best out of LED lighting applications.

Portfolio

Outdoor Drivers	Dimming		Basic features and performance		
	DALI Dim	1-10V	SimpleSet	Adjustable output current (AOC)	Housing/ installation
S Statement	Yes	No	Yes	Yes	Built-in
P Performance	No	Yes	Yes	Yes	IP67/Built-in
	No	No	No	Yes	IP65
C Core	No	Yes	No	No	IP67/Built-in
E Entry	No	No	No	No	IP67/Built-in



Xitanium Full Programmable

Outdoor

Philips Xitanium Full Programmable LED Drivers are specifically designed to deliver the highest performance, protection and configurability. The portfolio offers both central and standalone dimming protocols further increasing the energy savings and CO2 reductions achieved with LED lighting. The technology ensures maximum robustness and protection combined with a very long lifetime.

In this product family Philips introduces new drivers in a stretched form factor with state-of-the-art features, which offer high value for both OEM customers and end-users. The products can replace the existing programmable outdoor LED Drivers and will bring significant improvement in programming, assembly into a luminaire and electrical performance. One of the key features is SimpleSet, an easy and fast way to configure the drivers in a production environment, without the need to power the driver.

Features

- SimpleSet, wireless configuration interface
- High surge protection (CM/DM)
- Long lifetime, 50K hours at Tc max
- Robust and protection against moisture, vibration and temperature
- Configurable operating windows (AOC)
- Multiple control interfaces: DALI, LineSwitch, AmpDim
- Autonomous dimming via integrated DynaDimmer
- Suitable for central DC operation (DCemDim)
- Thermal protection for driver and for module (MTP)
- Constant Light Output (CLO)
- Adjustable Start-up Time (AST)
- Adjustable Light Output (ALO)
- End-Of-Life indicator (EOL)

Benefits

- Ultimate robustness, offering peace of mind and lower maintenance costs
- Fully programmable LED Drivers designed for the new digital and connected lighting world
- Extended diagnostics via SimpleSet and MultiOne
- Easy to design-in, configure and install for Class I and Class II applications
- Energy savings through high efficiency and via multiple dimming options

Applications

- Road and street lighting
- Area lighting
- Industry lighting



Product specifications

Product type	SimpleSet	Housing type	Housing	Max output power	Output current	Output voltage	Dimensions	Surge Protection (DM/CM)	Dimming	Order code
Xi FP 22W 0.3-1.0A SNLDAE 230V S175 sXt	Yes	Built-in	S175	22	0.3-1.0	10-32	175 x 46 x 34	6/8	DALI/ LineSwitch/ DynaDimmer	929000991206
Xi FP 40W 0.3-1.0A SNLDAE 230V S175 sXt	Yes	Built-in	S175	40	0.3-1.0	20-54	175 x 46 x 34	6/8	DALI/ LineSwitch/ DynaDimmer	929000989306
Xi FP 75W 0.3-1.0A SNLDAE 230V S240 sXt	Yes	Built-in	S240	75	0.3-1.0	35-105	240 x 58 x 38	6/8	DALI/ LineSwitch/ DynaDimmer	929000962506
Xi FP 150W 0.3-1.0A SNLDAE 230V S240 sXt	Yes	Built-in	S240	150	0.3-1.0	70-214	240 x 58 x 38	6/8	DALI/ LineSwitch/ DynaDimmer	929000962306

Xitanium Lite Programmable

Outdoor

Philips Xitanium Lite Programmable LED Drivers are value engineered to deliver a carefully selected feature set and high-end performance, making it a preferred choice for many outdoor applications. The portfolio offers high flexibility with a customizable operating window, enabling differentiation in LED lighting design via system tuning and being prepared for LED efficacy upgrades.

In this product family Philips introduces new drivers in a stretched form factor with a balanced features set, which offer high value for both OEM customers and end-users. The products can replace the existing programmable outdoor LED Drivers and will bring significant improvement in programming, assembly into a luminaire and electrical performance. One of the key features is SimpleSet, an easy and fast way to configure the drivers in a production environment, without the need to power the driver.

Features


- SimpleSet, wireless configuration interface
- High surge protection
- Long lifetime, 50K hours at Tc max
- Robust and protection against moisture, vibration and temperature
- Configurable operating windows (AOC)
- External control interface (1-10V) available
- Autonomous dimming via Integrated DynaDimmer
- Integrated driver thermal protection
- Simplified linear version of Constant Light Output (CLO LITE)

Benefits

- Ultimate robustness, offering peace of mind and lower maintenance costs
- Balanced configurable feature set covering the most common applications
- Easy to design-in, configure and install for Class I and Class II applications
- Energy savings through high efficiency and via multiple dimming options
- Consistent waterproof performance through the lifecycle

Applications

- Road and street lighting
- Area lighting
- Tunnel lighting
- Highbay lighting



Product specifications

Product type	SimpleSet	Housing type	Housing	Max output power	Output current	Output voltage	Dimensions	Surge Protection (DM/CM)	Dimming	Order code
Xi LP 40W 0.3-1.0A S1 230V S175 sXt	Yes	Built-in	S175	40	0.3-1.0	4-40	175 x 46 x 34	6/10	1-10V / Dynadimmer	929000940806
Xi LP 75W 0.3-1.0A S1 230V S240 sXt	Yes	Built-in	S240	75	0.3-1.05	35-108	240 x 58 x 38	6/10	1-10V / Dynadimmer	929000963306
Xi LP 100W 0.3-1.05A S1 230V I175	Yes	IP67	I175	100	0.3-1.05	46-143	175 x 68 x 45	6/10	1-10V / Dynadimmer	929001407280
Xi LP 150W 0.3-1.0A S1 230V S240 sXt	Yes	Built-in	S240	150	0.3-1.05	70-214	240 x 58 x 38	6/10	1-10V / Dynadimmer	929000962906
Xi LP 150W 0.3-1.05A S1 230V I175	Yes	IP67	I175	150	0.3-1.05	72-214	175 x 68 x 45	6/10	1-10V / Dynadimmer	929001407080
Xi LP 220W 0.3-1.05A S1 230V I230	Yes	IP67	I230	220	0.3-1.05	104-314	230 x 68 x 45	6/10	1-10V / Dynadimmer	929001424480
Xi LP 220W 0.5-1.5A S1 230V I230	Yes	IP67	I230	220	0.5-1.5	73-210	230 x 68 x 45	6/10	1-10V / Dynadimmer	929001424680
Xi LP 220W 0.3-1.05A S1 230V F3	Yes	Built-in	F3-can	220	0.3-1.05	104-314	240 x 64 x 38	6/10	1-10V / Dynadimmer	929001425180

Xitanium Adjustable Output Current

Outdoor

Philips Xitanium LV LED Adjustable Output Current Drivers are specifically designed for maximum flexibility and reliability in low voltage outdoor applications. With superior surge protection, these durable, independently housed drivers deliver consistent, high performance to luminaires even after multiple indirect lightning strikes – an ideal solution for OEMs that need reliable, adjustable output in a rugged independent form factor.

Features

- Proven robustness and reliable electronic driver design
- Adjustable Output Current with wide window
- Long lifetime, 50K hours at Tc max, to withstand harsh outdoor conditions
- Compact size, fitting with varied and critical luminaires
- Suitable for Class I isolated luminaires
- Authorized certificate: ENEC, CB, CE and CCC

Benefits

- Low voltage/high current output fits the application of LED strings connecting in parallel
- AOC (Adjustable Output Current) gives the full flexibility to output different currents to spec-in different projects
- Easy adjustment of output current/voltage by only one screwdriver
- Various power wattage drivers that are related to the lumen packages/applications
- Consistent waterproof performance through the lifecycle
- IP rated housing support luminaires without fully sealed gearbox

Applications

- Road and street lighting
- Area and flood lighting
- Tunnel lighting
- High bay lighting



Product specifications

Product type	SimpleSet	Housing type	Housing	Max output power	Output current	Output voltage	Dimensions	Surge Protection (DM/CM)	Dimming	Order code
Xitanium 100W 2.1-4.2A AOC 230V I220	No	IP65	I220	100	2.1-4.2	12-48	220 x 68 x 45	4/6	No	929001404580
Xitanium 150W 2.45-4.9A AOC 230V I220	No	IP65	I220	150	2.45-4.9	15-61	220 x 68 x 45	4/6	No	929001404480
Xitanium 185W 3.0-3.8A AOC 230V I220	No	IP65	I220	182	3.0-3.8	34-48	220 x 68 x 45	4/6	No	929001408180
Xitanium 200W 2.8-5.6A AOC 230V I250	No	IP65	I250	200	2.8-5.6	18-71	220 x 68 x 45	4/6	No	929001404680

Xitanium Dim Single Current

Outdoor

LED-based light sources are an excellent solution for outdoor environment. They are long-lasting and require low maintenance. However, to get the best out of the LEDs, these light sources require highly reliable and efficient LED Drivers. The new Philips Xitanium Dimmable (1-10V) LED Outdoor Drivers are specifically designed to deliver reliable performance and protection while meeting the strict performance, approbation and application requirements.

Features

- Proven robustness and reliable electronic driver design
- Achieving highest efficiencies based on advance technology
- Long lifetime, 50K hours at Tc max
- Extreme compact size, fitting with varied and critical luminaires
- Suitable for Class I isolated luminaires
- Authorized certificate: ENEC, CB, CE and CCC

Benefits

- Robust design, capable of withstanding harsh outdoor conditions
- Long lifetime and high survival rate
- Superior thermal management suitable for outdoor application
- Backed by 5 year warranty from a company you can trust
- Consistent waterproof performance through the lifecycle
- Proven robustness and reliability secure the lowest luminaire maintenance over time

- Component integration in advanced IC enables cost effective design
- Extreme compact size, fitting with varied luminaires
- Easy to design-in based on the good thermal management and extra EMI margin

Applications

- Road and street lighting
- Area and flood lighting
- Tunnel lighting
- High bay lighting



Product specifications

Product type	SimpleSet	Housing type	Housing	Max output power	Output current	Output voltage	Dimensions	Surge Protection (DM/CM)	Dimming	Order code
Xitanium Dim 65W 0.7A 1-10V 230V Y	No	Built-in	Y-can	65	0.7	46-93	168 x 60 x 38	4/4	1-10V	929001426680
Xitanium Dim 65W 1.05A 1-10V 230V Y	No	Built-in	Y-can	65	1.05	30-62	168 x 60 x 38	4/4	1-10V	929001426780
Xitanium Dim 65W 0.7A 1-10V 230V I175	No	IP67	I175	65	0.7	46-93	175 x 68 x 45	4/4	1-10V	929001426280
Xitanium Dim 65W 1.05A 1-10V 230V I175	No	IP67	I175	65	1.05	30-62	175 x 68 x 45	4/4	1-10V	929001426380
Xitanium Dim 100W 0.7A 1-10V 230V Y	No	Built-in	Y-can	100	0.7	64-143	168 x 60 x 38	4/4	1-10V	929001402280
Xitanium Dim 100W 1.05A 1-10V 230V Y	No	Built-in	Y-can	100	1.05	42-95	168 x 60 x 38	4/4	1-10V	929001402380
Xitanium Dim 100W 0.7A 1-10V 230V I175	No	IP67	I175	100	0.7	64-143	175 x 68 x 45	4/4	1-10V	929001401880
Xitanium Dim 100W 1.05A 1-10V 230V I175	No	IP67	I175	100	1.05	42-95	175 x 68 x 45	4/4	1-10V	929001402080
Xitanium Dim 150W 0.7A 1-10V 230V Y	No	Built-in	Y-can	150	0.7	96-214	168 x 60 x 38	4/4	1-10V	929001401680
Xitanium Dim 150W 1.05A 1-10V 230V Y	No	Built-in	Y-can	150	1.05	62-142	168 x 60 x 38	4/4	1-10V	929001401780
Xitanium Dim 150W 0.7A 1-10V 230V I175	No	IP67	I175	150	0.7	96-214	175 x 68 x 45	4/4	1-10V	929001401280
Xitanium Dim 150W 1.05A 1-10V 230V I175	No	IP67	I175	150	1.05	62-142	175 x 68 x 45	4/4	1-10V	929001401480
Xitanium Dim 250W 0.7A 1-10V 230V Q	No	Built-in	Q-can	250	0.7	178-357	241 x 90 x 42	6/6	1-10V	929000838508
Xitanium Dim 250W 1.05A 1-10V 230V Q	No	Built-in	Q-can	250	1.05	118-238	241 x 90 x 42	6/6	1-10V	929001404280
Xitanium Dim 250W 0.7A 1-10V 230V I220	No	IP67	I220	250	0.7	178-357	220 x 94 x 49	6/6	1-10V	929001404706
Xitanium Dim 250W 1.05A 1-10V 230V I220	No	IP67	I220	250	1.05	118-238	220 x 94 x 49	6/6	1-10V	929001405080

Xitanium Single Current

Outdoor

LED-based light sources are an excellent solution for outdoor environment. They are long-lasting and require low maintenance. However, to get the best out of the LEDs, these light sources require highly reliable and efficient LED Drivers. The new Philips Xitanium Fixed Output LED Outdoor Drivers are specifically designed to deliver reliable performance and protection while meeting the strict performance, approbation and application requirements.

Features

- Proven robustness and reliable electronic driver design
- Achieving highest efficiencies based on advance technology
- Long lifetime, 50K hours at Tc max
- Extreme compact size, fitting with varied and critical luminaires
- Suitable for Class I isolated luminaires
- Authorized certificate: ENEC, CB, CE and CCC

Benefits

- Robust design, capable of withstanding harsh outdoor conditions
- Long lifetime and high survival rate
- Superior thermal management suitable for outdoor application
- Backed by 5 year warranty from a company you can trust
- Consistent waterproof performance through the lifecycle
- Proven robustness and reliability secure the lowest luminaire maintenance over time

- Component integration in advanced IC enables cost effective design
- Extreme compact size, fitting with varied luminaires
- Easy to design-in based on the good thermal management and extra EMI margin


Applications

- Road and street lighting
- Area and flood lighting
- Tunnel lighting
- High bay lighting



Product specifications


Product type	SimpleSet	Housing type	Housing	Max output power		Output current		Output voltage		Dimensions mm	Surge protection (DM/CM) kV	Dimming	Order code
				W	A	V	mm	kV	12NC				
Xitanium 65W 0.7A 230V S157	No	Built-in	S157	65	0.7	65-93	157 x 59 x 39	4/4	No	929001406280			
Xitanium 65W 1.05A 230V S157	No	Built-in	S157	65	1.05	42-62	157 x 59 x 39	4/4	No	929001406380			
Xitanium 65W 0.7A 230V I160	No	IP67	I160	65	0.7	65-93	160 x 63 x 41	4/4	No	929001405980			
Xitanium 65W 1.05A 230V I160	No	IP67	I160	65	1.05	42-62	160 x 63 x 41	4/4	No	929001406080			
Xitanium 100W 0.7A 230V Y	No	Built-in	Y-can	100	0.7	64-143	168 x 60 x 38	4/4	No	929001401080			
Xitanium 100W 1.05A 230V Y	No	Built-in	Y-can	100	1.05	42-95	168 x 60 x 38	4/4	No	929001401180			
Xitanium 100W 0.7A 230V I175	No	IP67	I175	100	0.7	64-143	175 x 68 x 45	4/4	No	929001400680			
Xitanium 100W 1.05A 230V I175	No	IP67	I175	100	1.05	42-95	175 x 68 x 45	4/4	No	929001400880			
Xitanium 150W 0.7A 230V Y	No	Built-in	Y-can	150	0.7	96-214	168 x 60 x 38	4/4	No	929001400480			
Xitanium 150W 1.05A 230V Y	No	Built-in	Y-can	150	1.05	62-142	168 x 60 x 38	4/4	No	929001400580			
Xitanium 150W 0.7A 230V I175	No	IP67	I175	150	0.7	96-214	175 x 68 x 45	4/4	No	929001400080			
Xitanium 150W 1.05A 230V I175	No	IP67	I175	150	1.05	62-142	175 x 68 x 45	4/4	No	929001400280			





Industrial Drivers

Portfolio

Indoor Point Drivers	Dimming		Basic features and performance		
	DALI Dim	1-10V	SimpleSet	Adjustable Output Current (AOC)	Housing/ Installation
 Core	No	Yes	No	No	IP67/Built-in



Xitanium Dim Single Current High Bay Industrial

LED-based light sources are an excellent solution for highbay industrial applications. They are long-lasting and require low maintenance. However, to get the best out of the LEDs, these light sources require highly reliable and efficient LED Drivers. Philips Xitanium Dimmable (1-10V) LED Outdoor Drivers are specifically designed to deliver reliable performance and protection while meeting the strict performance, approbation and application requirements.

Features


- Proven robustness and reliable electronic driver design
- Achieving highest efficiencies based on advanced technology
- Extremely long lifetime, 50K hours at Tc max, fitting with highbay industrial applications
- Independent / IP67 rated
- Dimmable through 1-10V interface
- Suitable for IEC insulation Class I systems
- Authorized certificate: ENEC, CB, CE and CCC

Benefits

- Ultimate robustness and reliability secure the lowest luminaires maintenance overtime
- Best in class, thermal performance withstanding harsh High-bay industry applications
- Consistent waterproof performance throughout the lifecycle
- Easy to design-in based on broad compatibility and superior thermal management
- Backed by 5 year warranty from a company you can trust


Applications

- High bay lighting
- Warehouse lighting
- Big-box retail store lighting



Product specifications

Product type	Housing type	Housing	Max output power		Output current		Dimensions mm	Surge protection (DM/CM) kV	Dimming	Order code
			W	A	V	A				
Xitanium Dim 100W 1.05A 1-10V 230V I165	IP67	I165	100	1.05	46-95	165 x 73 x 65	4/6	1-10V	929001407980	
Xitanium Dim 100W 1.05A 1-10V 230V I165C	IP67	I165	100	1.05	46-95	165 x 73 x 65	4/6	1-10V	929001425680	
Xitanium Dim 150W 1.05A 1-10V 230V I165	IP67	I165	150	1.05	71-142	165 x 73 x 65	4/6	1-10V	929001407880	
Xitanium Dim 150W 1.05A 1-10V 230V I165C	IP67	I165	150	1.05	71-142	165 x 73 x 65	4/6	1-10V	929001425580	
Xitanium Dim 220W 1.05A 1-10V 230V I240	IP67	I240	220	1.05	100-210	241 x 73 x 65	4/6	1-10V	929001407780	
Xitanium Dim 220W 1.05A 1-10V 230V I240C	IP67	I240	220	1.05	100-210	241 x 73 x 65	4/6	1-10V	929001408980	





Indoor Point Drivers

Portfolio

Indoor Point Drivers	Dimming		Basic features and performance		
	DALI Dim	TE Dim	SimpleSet	Adjustable Output Current (AOC)	Driver lifetime times at Tc life (hours)
S Statement	Yes	No	Yes	Yes	50,000
P Performance	No	No	Yes	Yes	50,000
C Core	No	Yes	No	No	50,000
E Entry	No	No	No	No	30,000



Xitanium Programmable

Point

Our Xitanium programmable window LED drivers ensure OEMs have complete flexibility and control in producing high quality luminaires. Available in application dedicated form factors, our LED point drivers provide further customization via wide operating windows. Additionally, almost all drivers feature the following specifications: SELV, temperature derating, hot wiring, providing OEMs the tools to produce, and even alter later if necessary, premium downlights and spotlights.

Features

- Dali Dimmable
- Output current can be adjusted via the Philips MultiOne or SimpleSet
- +/-5% output current tolerance
- Power range from 10-75W
- 50,000 hours lifetime

Benefits

- Drivers designed based on Philips experience and knowledge in conventional fluorescent and HID technologies
- High reliability underpinned by 5 year warranty
- Future-proof flexibility: application-oriented operating windows enable LED generation and complexity management
- Compatibility: can also be used for other manufacturers' modules or OEM's own PCB designs

Applications

- Downlight
- Track light
- Spotlight



Product specifications

Product type	SimpleSet	Housing	Max output power	Output current	Output voltage	Dimensions	Dimming	Order code
			W	A	V	mm		12NC
Xitanium 20W/m 0.15-0.5A 54V TD 230V	No	B97	20	0.15-0.5	24-54	97x43x30	Dali	929001419006
Xitanium 36W/m 0.3-1.05A 54V TD 230V	No	B97	36	0.3-1.05	24-54	97x43x30	Dali	929001419106
Xitanium 20W WH 0.15-0.5A 54V TD/Is 230V	Yes	I200	20	0.15-0.5	24-54	200x74x32	Dali & Touch Dim	929000991706
Xitanium 36W WH 0.3-1A 54V TD/Is 230V	Yes	I200	36	0.3-1.0	24-54	200x74x32	Dali & Touch Dim	929000969906
Xitanium 50W WH 0.7-1.5A 54V TD/Is 230V	Yes	I200	50	0.7-1.5	24-54	200x74x32	Dali & Touch Dim	929000991806
Xitanium 75W SH 0.3-1A 110V TD/I 230V	No	I224	75	0.3-1.0	55-110	220x83x35	Dali & Touch Dim	929000870203



Product type	Order code
Strain Relief Blocks DALI	929001430906

Xitanium Adjustable Output Current (WH Family)

Point

Our Xitanium programmable window LED drivers ensure OEMs have complete flexibility and control in producing high quality luminaires. Available in application dedicated form factors, our LED point drivers provide further customization via wide operating windows. Additionally, almost all drivers feature the following specifications: SELV, temperature derating, hot wiring, providing OEMs the tools to produce, and even alter later if necessary, premium downlights and spotlights.

Features

- Adjustable output current via SimpleSet
- +/-5% output current tolerance
- Low ripple current <=4%
- 50,000 hours lifetime

Benefits

- Drivers designed based on Philips experience and knowledge in conventional fluorescent and HID technologies
- High reliability underpinned by 5 year warranty
- Future-proof flexibility: application-oriented operating windows enable LED generation and complexity management
- Compatibility: can also be used for other manufacturers' modules or OEM's own PCB designs

Applications

- Downlight
- Track light
- Spotlight



Product specifications

Product type	SimpleSet	Housing	Max output power	Output current	Output voltage	Dimensions	Dimming	Order code
			W	A	V	mm		12NC
Xitanium 20W WH 0.15-0.5A 54V Is 230V	Yes	I200	20	0.15-0.5	24-54	200x74x32	No	929001413906
Xitanium 36W WH 0.3-1.05A 54V Is 230V	Yes	I200	36	0.3-1.0	24-54	200x74x32	No	929001414006
Xitanium 50W WH 0.7-1.5A 54V Is 230V	Yes	I200	50	0.7-1.5	24-54	200x74x32	No	929001416806
Xitanium 20W WH 0.15-0.5A 54V S 230V	Yes	B108	20	0.15-0.5	24-54	108x64x32	No	929001416506
Xitanium 36W WH 0.3-1.05A 54V S 230V	Yes	B108	36	0.3-1.0	24-54	108x64x32	No	929001416606
Xitanium 50W WH 0.7-1.5A 54V S 230V	Yes	B108	50	0.7-1.5	24-54	108x64x32	No	929001416706

Xitanium Adjustable Output Current (Mini Family) Point

Xitanium Mini driver have the same form of conventional HID-Prima vision driver which is widely used in downlight and spot light. The output current can be adjusted by Rset which give OEMs much design flexibility.

Features

- Adjustable output current via Rset or SimpleSet
- HID-Prima vision mini form with small size
- +/-5% output current tolerance
- Low ripple current <=4%
- THD<=20%
- 50,000 hours lifetime

Benefits

- Drivers designed based on Philips experience and knowledge in conventional fluorescent and HID technologies
- Different current output set by Rset give high flexibility to OEMs
- Very small size which is easy to be designed in luminaires
- Resolve flickering issue in certain applications

Applications

- Downlight
- Track light
- Spotlight



B97

Product specifications

Product type	SimpleSet	Housing	Max output power	Output current	Output voltage	Dimensions mm	Dimming	Order code
			W	A	V			
Xitanium 20W/m 0.15-0.5A 48V 230V	No	B97	20	0.15-0.5	24-48	97x43x30	No	929000893806
Xitanium 36W/m 0.3-1.05A 48V 230V	No	B97	36	0.3-1.05	24-48	97x43x30	No	929000881806
Xitanium 50W/m 0.5-1.5A 48V 230V	No	B97	50	0.3-1.05	24-48	97x43x30	No	929000934606
Xitanium 20W/m 0.15-0.5A 54V 230V	Yes	B97	20	0.15-0.5	24-54	97x43x30	No	929001415006
Xitanium 36W/m 0.3-1.05A 54V 230V	Yes	B97	36	0.3-1.05	24-54	97x43x30	No	929001415106
Xitanium 43W/m 0.7-1.2A 54V 230V	Yes	B97	43	0.7-1.2	24-54	97x43x30	No	929001415206
Xitanium 50W/m 0.7-1.5A 54V 230V	Yes	B97	50	0.7-1.5	24-54	97x43x30	No	929001415306



Product type	Order code
Strain Relief Blocks *	929001461680

*Remark: suitable for 20W/m, 36W/m, 43W/m only.

Xitanium Single Current (Mini Family) Point

Xitanium Mini Driver have the same form of conventional HID-Prima vision driver which is widely used in downlight and spotlight. The product range is the most affordable small size driver within the Mini family.

Features

- HID-Prima vision mini form with small size
- +/-8% output current tolerance
- Low ripple current <=4%
- THD<=20%
- 50,000 hours lifetime

Benefits

- Drivers designed based on Philips experience and knowledge in conventional fluorescent and HID technologies
- Very small size which is easy to be designed in luminaires
- Resolve flickering issue in certain applications

Applications

- Downlight
- Track light
- Spotlight



B97

Product specifications

Product type	SimpleSet	Housing	Max output power	Output current	Output voltage	Dimensions mm	Dimming	Order code
			W	A	V			
Xitanium 10W/m 0.35A 30V SC 230V	No	B97	10	0.35	20-30	97x43x30	No	929001412280
Xitanium 16W/m 0.35A 46V SC 230V	No	B97	16	0.35	31-46	97x43x30	No	929001412380
Xitanium 21W/m 0.7A 30V SC 230V	No	B97	21	0.70	20-30	97x43x30	No	929001412580
Xitanium 23W/m 0.5A 46V SC 230V	No	B97	23	0.50	31-46	97x43x30	No	929001412480
Xitanium 28W/m 0.6A 46V SC 230V	No	B97	28	0.60	31-46	97x43x30	No	929001418706
Xitanium 32W/m 0.7A 46V SC 230V	No	B97	32	0.70	31-46	97x43x30	No	929001412680
Xitanium 34W/m 0.8A 42V SC 230V	No	B97	34	0.80	30-42	97x43x30	No	929001418806
Xitanium 38W/m 0.9A 42V SC 230V	No	B97	38	0.90	30-42	97x43x30	No	929001418906
Xitanium 48W/m 1.05A 46V 230V	No	B97	48	1.05	31-46	97x43x30	No	929001572806



Product type	Order code
Strain Relief Blocks *	929001461680

Xitanium Single Current

Point

This range provides an affordable selection of point drivers which have 50,000 hours lifetime. The driver specially addresses the flickering issues by low ripple current, making this ideal for camera operation.

Features

- Small, compact dimensions
- Specific, optimized output current and voltage
- Selectable output current of 27W to 64W
- 4KV/2KV surge of 50W/59W/64W
- Low ripple current <=3%
- THD<=15%
- 50,000 hours lifetime

Benefits

- Drivers designed based on Philips experience and knowledge in conventional fluorescent and HID technologies
- Various power wattage drivers that are related to the lumen packages/ applications
- Independent version housing design for stand-alone installations
- Resolve flickering issue in certain applications

Applications

- Downlight
- Track light
- Spotlight
- Panel light



Product specifications

Product type	SimpleSet	Housing	Max output power	Output current	Output voltage	Dimensions mm	Dimming	Order code 12NC
			W	A	V			
Xitanium 15W 0.35A 42V I 230V	No	I115	15	0.35	32-42	115x45x29	No	929001410180
Xitanium 21W 0.5A 42V I 230V	No	I115	21	0.5	32-42	115x45x29	No	929001410280
Xitanium 27W 0.6/0.65A 42V I 230V G2	No	I108	27	0.6/0.65	30-42	108x68x32	No	929001418280
Xitanium 32W 0.7/0.75A 42V I 230V G2	No	I108	32	0.7/0.75	30-42	108x68x32	No	929001418380
Xitanium 34W 0.9/1.05A 32V I 230V G2	No	I108	34	0.9/1.05	24-32	108x68x32	No	929001418480
Xitanium 36W 0.8/0.85A 42V I 230V G2	No	I108	36	0.8/0.85	30-42	108x68x32	No	929001418580
Xitanium 40W 0.9/0.95A 42V I 230V G2	No	I108	40	0.9/0.95	30-42	108x68x32	No	929001419380
Xitanium 44W 1.0/1.05A 42V I 230V G2	No	I108	44	1.0/1.05	30-42	108x68x32	No	929001418680
Xitanium 50W 1.1/1.2A 42V I 230V	No	I108	50	1.1/1.2	30-42	108x68x32	No	929001423380
Xitanium 59W 1.3/1.4A 42V I 230V	No	I108	59	1.3/1.4	30-42	108x68x32	No	929001423480
Xitanium 64W 1.5/1.6A 40V I 230V	No	I108	64	1.5/1.6	30-40	108x68x32	No	929001423580

Xitanium Single Current TE

Point

This range provides an affordable selection of point drivers which have 50,000 hours lifetime. The driver provide trailing-edge dimmable features which is popular dimming method.

Features

- Small, compact dimensions
- +/-5% output current tolerance
- THD<=20%
- 50,000 hours lifetime

Benefits

- Drivers designed based on Philips experience and knowledge in conventional fluorescent and HID technologies
- Various power wattage drivers that are related to the lumen packages/ applications
- Independent version housing design for stand-alone installations
- Very small size which is easy to be designed in luminare

Applications

- Downlight
- Track light
- Spotlight



Product specifications

Product type	SimpleSet	Housing	Max output power	Output current	Output voltage	Dimensions mm	Dimming	Order code 12NC
			W	A	V			
Xitanium 4W 0.1A 40V TE SC 230V	No	B100	4	0.1	29-40	100x50x40	Trailing-Edge	929001420706
Xitanium 6W 0.15A 40V TE SC 230V	No	B100	6	0.15	29-40	100x50x40	Trailing-Edge	929001420806
Xitanium 7W 0.35A 20V TE SC 230V	No	B100	7	0.35	8-20	100x50x40	Trailing-Edge	929001420906
Xitanium 8W 0.2A 40V TE SC 230V	No	B100	8	0.2	29-40	100x50x40	Trailing-Edge	929001421006
Xitanium 10W 0.25A 40V TE SC 230V	No	B100	10	0.25	29-40	100x50x40	Trailing-Edge	929001421106
Xitanium 10W 0.5A 20V TE SC 230V	No	B100	10	0.5	8-20	100x50x40	Trailing-Edge	929001421206
Xitanium 14W 0.35A 40V TE SC 230V	No	B100	14	0.35	29-40	100x50x40	Trailing-Edge	929001421306
Xitanium 15W 0.75A 20V TE SC 230V	No	B100	15	0.75	8-20	100x50x40	Trailing-Edge	929001421406



Product type	Order code
Strain Relief Block TE	929001431106

CertaDrive Single Current Gen2

Point

These fixed current drivers offer an easy to use solution for essential spot, downlight and panel light applications. The CertaDrive range is designed to meet the market needs for basic lighting. They are therefore ideal for high volume applications and can be used with different type LED light engines. These driver are optimized for Chip On Board (COB) LED technology and are available in a variety of wattages.

Features

- High reliability
- Luminaire design flexibility to keep stable/constant
- Lumen output and light quality levels
- Fast Time to Market
- One supplier for professional general lighting LED Drivers
- Affordable LED Drivers
- +/- 8% output current tolerance on 2nd generation
- 30,000 hours life time

Benefits

- Drivers designed based on Philips experience and knowledge in conventional fluorescent and HID technologies
- Various power wattage drivers that are related to the lumen packages/ applications
- Fixed output drivers
- Independent version housing design for stand-alone installations

Applications

- Downlight
- Track light
- Spotlight



Product specifications

Product type	SimpleSet	Housing	Max output power	Output current	Output voltage	Dimensions	Dimming	Order code
			W	A	V			
CertaDrive 8W 0.2A 42V I 230V G2	No	I115	8	0.2	30-42	115x45x29	No	929001421780
CertaDrive 11W 0.25A 42V I 230V G2	No	I115	11	0.25	30-42	115x45x29	No	929001421880
CertaDrive 13W 0.3A 42V I 230V G2	No	I115	13	0.3	30-42	115x45x29	No	929001421980
CertaDrive 15W 0.35A 42V I 230V G2	No	I115	15	0.35	30-42	115x45x29	No	929001422080
CertaDrive 17W 0.4A 42V I 230V G2	No	I115	17	0.4	30-42	115x45x29	No	929001422180
CertaDrive 19W 0.45A 42V I 230V G2	No	I115	19	0.45	30-42	115x45x29	No	929001422280
CertaDrive 21W 0.5A 42V I 230V G2	No	I115	21	0.5	30-42	115x45x29	No	929001422380
CertaDrive 25W 0.6A 42V I 230V G2	No	I108	25	0.6	30-42	108x68x32	No	929001414180
CertaDrive 30W 0.7A 42V I 230V G2	No	I108	30	0.7	30-42	108x68x32	No	929001414280
CertaDrive 34W 0.8A 42V I 230V G2	No	I108	34	0.8	30-42	108x68x32	No	929001414380
CertaDrive 38W 0.9A 42V I 230V G2	No	I108	38	0.9	30-42	108x68x32	No	929001414480
CertaDrive 44W 1.05A 42V I 230V G2	No	I108	44	1.05	30-42	108x68x32	No	929001414580

CertaDrive Single Current (LPF Family)

Point

These fixed current drivers offer an easy to use solution for essential spot, downlight applications. The CertaDrive LPF range is designed to meet the market needs for basic lighting. They are therefore ideal for high volume applications and can be used with different type LED light engines. These drivers have very small size and are optimized for low power factor application.

Features

- High reliability
- Luminaire design flexibility to keep stable/constant
- Lumen output and light quality levels
- Fast Time to Market
- Low power factor
- Affordable LED Drivers
- +/- 10% output current tolerance
- 30,000 hours life time

Benefits

- Drivers designed based on Philips experience and knowledge in conventional fluorescent and HID technologies
- Various power wattage drivers that are related to the lumen packages/ applications
- Fixed output drivers
- Independent version housing design for stand-alone installations

Applications

- Downlight
- Track light
- Spotlight



Product specifications

Product type	SimpleSet	Housing	Max output power	Output current	Output voltage	Dimensions	Dimming	Order code
			W	A	V			
CertaDrive 6W 0.15A 40V LPF I 230V	No	I88	6	0.15	32-40	88x39x32	No	929001411780
CertaDrive 8W 0.2A 40V LPF I 230V	No	I88	8	0.2	32-40	88x39x32	No	929001409980
CertaDrive 10W 0.25A 40V LPF I 230V	No	I88	10	0.25	32-40	88x39x22	No	929001410006
CertaDrive 10W 0.5A 20V LPF I 230V	No	I88	10	0.5	16-20	88x39x22	No	929001412180
CertaDrive 12W 0.3A 40V LPF I 230V	No	I88	12	0.3	32-40	88x39x22	No	929001409506

TrustSight LED Emergency Systems Point/Downlight

Point

The new Philips TrustSight LED Emergency Systems are designed for your security. Philips LED TrustSight solutions are designed to operate LED luminaires on battery power when mains voltage is failing. In that case the LED Emergency Driver immediately switches to battery mode and takes over the function of the standard LED Driver.

Features

- Integrated automatic self-test
- Conditioned automatic discharge of batteries
- Specially developed batteries for emergency lighting
- EU compliance
- 70,000 hours lifetime

Benefits

- Dedicated solutions for linear applications
- Significantly smaller housing sizes
- Genuine 21mm linear driver height
- Forward voltage window suits new generation of LED boards
- Easy to install via automatic current-setting and battery selection
- 5 year warranty

Applications

- Office buildings
- Public buildings (airports, cinemas, theaters, exhibition halls)
- Retail (fashion, supermarkets, DIY)



Product specifications

Product type	Housing	Output power	Output current range	Output voltage	Battery detection	Self test	DALI	Dimensions mm	Emergency time	Battery*	Order code
		W	mA	V							
TrustSight Basic P 15-55V 3W	L190	3	50-200	15-55	Automatic	Manual	No	190 x 46 x 32	1 hour 3 hours	1300mA 2500mAh	913700767266
TrustSight Pro P 15-55V 3W	L190	3	50-200	15-55	Automatic	Automatic	No	190 x 46 x 32	1 hour 3 hours	1300mA 2500mAh	913700766666
TrustSight DALI P 15-55V 3W	L190	3	50-200	15-55	Automatic	Automatic	Yes	190 x 46 x 32	1 hour 3 hours	1300mA 2500mAh	929000995866

*Battery needs to be ordered separately.

Description	Order code
TrustSight Batt Box NiMH 7.2V 1300mA	913700768166
TrustSight Batt Box NiMH 7.2V 2500mAh	913700768266





Indoor Linear Drivers

Xtanium and CertaDrive LED Drivers make up a complete portfolio of LED Drivers to support project and high volume trade LED luminaires businesses.

Portfolio

Indoor Linear Drivers	Dimming		Basic features and performances		
	DALI Dim	1-10V	SimpleSet	Adjustable Output Current (AOC)	Driver lifetime (hours)
S Statement	Yes	No	Yes	Yes	100,000
P Performance	No	Yes	No	Yes	100,000
C Core	No	No	No	No	50,000-100,000
E Entry	No	No	No	No	30,000-50,000



Xitanium Programmable

Linear

Xitanium LED Drivers are designed to operate LED solutions for professional general lighting applications, with non-isolated and isolated drivers to support HV and LV linear systems. Flexibility in luminaire design is assured thanks to an adjustable output current. Application-oriented operating windows offer the flexibility required to provide the stable lumen output and light quality levels that lighting specifiers and architects demand. Reliability is enhanced by specific features that protect the connected LED Module, e.g. hot wiring, reduced ripple current and thermal de-rating. With Xitanium Programmable Indoor Linear Drivers, it supports light point management and is programmable for all your needs.

Features

- DALI dimming and programmable
- Isolated (low voltage) and non-isolated (high voltage) versions available
- Operating windows - output current can be adjusted via SimpleSet and the Philips MultiOne Configurator (for all TD Drivers) or with a resistor outside the driver
- Reduced ripple current and thermal de-rating for increased reliability
- iXt LED-Drivers have a Longer life time (100khrs), improved surge and burst (4kV) and Tambient (-40°C to +60°C) specifications
- Central DC operation supported
- Low profile, height down to 16mm for non-isolated drivers

Benefits

- High voltage systems for up to 95% high efficiency, lowest cost and smallest dimensions
- Low voltage systems involve simpler approbation process and ease of design-in
- High reliability underpinned by 5 year warranty
- Future-proof flexibility – application-oriented operating windows enable LED generation and complexity management
- Compatibility – adjustable output current enables operation of various LED solutions from different manufacturers or OEM own designs
- Low ripple for camera and scanner friendly operation

- More robust LED Drivers for industry applications
- Flicker and noise free dimming with all Touch and DALI LED Drivers due to amplitude dimming (AM)
- Low profile drivers enabling greater luminaire design freedom

Applications

- Office
- Industry
- Retail
- Public buildings (airports, cinemas, theatres, exhibition halls), distribution centers and shopping malls



Product specifications

Product type	Isolate	Output power	Output voltage	Uout max	Dimensions	Dimming	Adjustable output current	Order code
		W	V	V				
Xitanium 150W 0.2-0.7A 300V iXt TD 230V	No	43-150	100-300	330	360 x 30 x 21	Dali & Touch Dim	MultiOne, SimpleSet, LEDSet	929001516506
Xitanium 100W 0.15-0.5A 300V iXt TD 230V	No	28-100	100-300	330	360 x 30 x 21	Dali & Touch Dim	MultiOne, SimpleSet, LEDSet	929001516406
Xitanium 100W 0.25-0.7A 220V TD16 230V	No	28-100	50-220	250	360 x 30 x 16	Dali & Touch Dim	MultiOne, SimpleSet, LEDSet	929001547306
Xitanium 60W 0.08-0.35A 220V TD16 230V	No	17-60	50-220	250	280 x 30 x 16	Dali & Touch Dim	MultiOne, SimpleSet, LEDSet	929001547206
Xitanium 60W 0.08-0.35A 300V TD16 230V	No	17-60	100-300	330	280 x 30 x 16	Dali & Touch Dim	MultiOne, SimpleSet, LEDSet	929000993206
Xitanium 35W 0.08-0.35A 150V TD16 230V	No	10-35	50-150	180	280 x 30 x 16	Dali & Touch Dim	MultiOne, SimpleSet, LEDSet	929000993106
Xitanium 75W 0.12-0.4A 215V TD 230V	No	21-75	100-215	275	360 x 30 x 22	Dali & Touch Dim	MultiOne, LEDSet	929000852103
Xitanium 36W 0.12-0.4A 110V TD 230V	No	10-36	50-110	275	360 x 30 x 22	Dali & Touch Dim	MultiOne, LEDSet	929000852203
Xitanium 75W 0.7-2A 54V TD 230V	Yes	21-75	27-54	60	360 x 30 x 21	Dali & Touch Dim	MultiOne, SimpleSet, LEDSet	929001503706
Xitanium 36W 0.3-1A 54V TD 230V	Yes	10-36	27-54	60	360 x 30 x 21	Dali & Touch Dim	MultiOne, SimpleSet, LEDSet	929001503606

Xitanium Adjustable Output Current

Linear

Xitanium LED Drivers are designed to operate LED solutions for professional general lighting applications, with non-isolated and isolated drivers to support HV and LV linear systems. With Xitanium LED Drivers, flexibility in luminaire design is assured thanks to an adjustable output current. Application-oriented operating windows offer the flexibility required to provide the stable lumen output and light quality levels that lighting specifiers and architects demand. Reliability is enhanced by specific features that protect the connected LED Module, e.g. hot wiring, reduced ripple current and thermal de-rating.

Features

- Multiple versions – 1-10V dimmable and fixed output, non-isolated and isolated available
- Adjustable Output Current via a resistor outside the driver or SimpleSet tools
- Reduced ripple current and thermal de-rating for increased reliability
- iXt LED-Drivers have a Longer life time (100khrs), improved surge and burst (4kV) and Tambient (-40°C to +60°C) specifications
- Central DC operation supported
- Low profile, height down to 16mm for non-isolated drivers

Benefits

- High voltage systems for up to 95% high efficiency, lowest cost and smallest dimensions
- Low voltage systems involve simpler approbation process and ease of design-in
- High reliability underpinned by 5 year warranty
- Future-proof flexibility – application-oriented operating windows enable LED generation and complexity management
- Low ripple for camera and scanner friendly operation

- Compatibility – adjustable output current enables operation of various LED solutions from different manufacturers or OEM own designs
- Low profile drivers enabling greater luminaire design freedom

Applications

- Office
- Industry
- Retail
- Public buildings (airports, cinemas, theatres, exhibition halls), distribution centers and shopping malls



Product specifications

Product type	Isolate	Output power	Output voltage	Uout max	Dimensions	Dimming	Adjustable output current	Order code
		W	V	V				
Xitanium 150W 0.2-0.7A 300V 230V iXt	No	43-150	100-300	330	360 x 30 x 21	No	SimpleSet, LEDSet	929001506706
Xitanium 100W 0.15-0.5A 300V 230V iXt	No	28-100	100-300	330	360 x 30 x 21	No	SimpleSet, LEDSet	929001506606
Xitanium 75W 0.12-0.4A 220V 1-10V 230V	No	21-75	100-220	250	280 x 30 x 21	1-10V	LEDSet	929000953706
Xitanium 36W 0.12-0.4A 115V 1-10V 230V	No	10-36	50-115	170	280 x 30 x 21	1-10V	LEDSet	929000953606
Xitanium 75W 0.12-0.4A 220V 230V	No	21-75	100-220	330	280 x 30 x 21	No	LEDSet	929000950706
Xitanium 36W 0.12-0.4A 115V 230V	No	10-36	50-115	330	280 x 30 x 21	No	LEDSet	929000950606
Xitanium 100W 0.25-0.7A 220V S 230V	No	28-100	50-220	250	360 x 30 x 21	No	SimpleSet	929001529506
Xitanium 60W 0.08-0.35A 220V S/16 230V	No	17-60	50-220	250	280 x 30 x 16	No	SimpleSet	929001557506
Xitanium 60W 0.08-0.35A 300V S/16 230V	No	17-60	100-300	330	280 x 30 x 16	No	SimpleSet	929001557406
Xitanium 35W 0.08-0.35A 150V S/16 230V	No	10-35	50-150	250	280 x 30 x 16	No	SimpleSet	929001557306
Xitanium 75W 0.7-2A 54V 1-10V 230V	Yes	21-75	27-54	60	424 x 30 x 26.5	1-10V	LEDSet	929000863503
Xitanium 36W 0.3-1A 54V 1-10V 230V	Yes	10-36	27-54	60	360 x 30 x 26.5	1-10V	LEDSet	929000854003
Xitanium 65W 0.5-1.4A 54V S 230V	Yes	18.5-65	27-54	60	360 x 30 x 21	No	SimpleSet, LEDSet	929001571506
Xitanium 36W 0.3-1.05A 54V S 230V	Yes	10-36	27-54	60	360 x 30 x 21	No	SimpleSet, LEDSet	929001571406
Xitanium 75W 0.7-2A 54V 230V	Yes	21-75	27-54	60	360 x 30 x 21	No	LEDSet	929000958806
Xitanium 36W 0.3-1A 54V 230V	Yes	10-36	27-54	60	360 x 30 x 21	No	LEDSet	929000958706

Xitanium Single Current

Linear

Xitanium LED Drivers with single current output offer industry leading performance and reliability at optimized cost. They are ideal for high volume applications where performance specification is key. These drivers guarantee OEM makers Xitanium performance and Philips reliability but with standard current settings.

Features

- Low output current tolerance
- High efficiency
- Small dimensions
- Reduced ripple currents
- Specific current and voltage
- 50,000 to 100,000 hours long lifetime

Benefits

- High voltage systems for highest efficiency and lowest cost
- Low voltage systems involve simpler approbation process and ease of design-in
- High reliability underpinned by 5 year warranty
- Easy design-in with specific output current settings
- Low profile drivers enabling greater luminaire design freedom
- Low ripple for camera and video friendly operation

Applications

- Office
- Industry
- Retail
- Public buildings (airports, cinemas, theatres, exhibition halls), distribution centers and shopping malls



L280

Product specifications

Product type	Isolate	Output power	Output voltage	Uout max	Dimensions	Dimming	Order code
		W	V	V			
Xitanium 40W 280mA 142V 230V	No	32.5-40	116-142	300	280 x 30 x 22	No	929000805108
Xitanium 59W 1.2/1.4A 42V 230V	Yes	32.4-58.8	27-42	60	280 x 30 x 21	No	929001420180
Xitanium 57W 0.9/1.05A 54V 230V	Yes	24.3-56.7	27-54	70	280 x 30 x 21	No	929001420080
Xitanium 38W 0.6/0.7A 54V 230V	Yes	19.2-37.8	32-54	70	280 x 30 x 21	No	929001419880
Xitanium 29W 0.5/0.7A 42V 230V	Yes	13.5-29.4	27-42	60	280 x 30 x 21	No	929001419780



CertaDrive Single Current

Linear

CertaDrive LED Drivers are designed to fulfill the market needs for essential lighting. They are therefore ideal for high volume applications and can be used with CertaFlux LED Modules, or other LED light engines. These drivers offer basic specifications such as specific current and voltage settings, with lifetime of the driver set up to 50,000 hours.

Features

- High efficiency
- Small dimensions
- Specific current and voltage
- Fast time-to-market
- 30,000 to 50,000 hours lifetime

Benefits

- High voltage systems for high efficiency, lowest cost and small dimensions
- Low voltage systems involve simpler approbation process and ease of design-in
- Various power/wattage combination which is easy to design
- Low profile drivers enabling greater luminaire design freedom
- Optimized to operate CertaFlux LED Modules
- 3 years warranty

Applications

- Recessed, surface and suspended luminaires in offices
- Waterproof luminaires and high bay luminaires for industry applications
- Trunking in retail applications



Product specifications

Product type	Isolate	Output power	Output voltage	Uout max	Dimensions	Dimming	Order code
		W	V	V	mm		12NC
CertaDrive 60W 300mA 200V 230V	No	44-60	145-200	340	210 x 30 x 21	No	929000970006
CertaDrive 60W 360mA 170V 230V	No	43-61	120-170	340	210 x 30 x 21	No	929000975006
CertaDrive 40W 360mA 110V 230V	No	29-42	91-110	300	210 x 30 x 21	No	929000974906
CertaDrive 40W 240mA 160V 230V	No	28-38	116-160	340	210 x 30 x 21	No	929000934906
CertaDrive 30W 330mA 82V 230V	No	20-28	72-82	300	210 x 30 x 21	No	929000974806
CertaDrive 30W 350mA 82V 230V	No	20-29	57-82	340	210 x 30 x 21	No	929000934806
CertaDrive 44W 0.32A 137V 230V	No	30-44	92-137	310	210 x 30 x 21	No	929001598706
CertaDrive 30W 0.29A 102V 230V	No	20-30	68-102	310	210 x 30 x 21	No	929001598606
LED driver 40W 280mA 132V 230V	No	33-41	118-145	350	150 x 40 x 28	No	929000887280
LED driver 20W 280mA 69V 230V	No	15-21	64-76	160	138 x 25 x 22	No	929000887180
CertaDrive 30W 0.4A 80V 230V	No	22-30	51-82	400	138 x 25 x 22	No	929001409780
CertaDrive 15W 0.4A 36V 230V	No	13-15	30-42	400	138 x 25 x 22	No	929001409880
CertaDrive 65W 1.4A 46.5V 230V	Yes	44.8-65	32-46.5	70	280 x 30 x 21	No	929001417280
CertaDrive 57W 1.05A 54V 230V	Yes	33.6-57	32-54	70	280 x 30 x 21	No	929001417180
CertaDrive 44W 1.05A 42V 230V	Yes	28.4-44	27-42	60	280 x 30 x 21	No	929001410880
CertaDrive 40W 0.9A 44V 230V	Yes	26-40	29-44	60	280 x 30 x 21	No	929001410980
CertaDrive 38W 0.7A 54V 230V	Yes	20-38	29-54	60	280 x 30 x 21	No	929001411080
CertaDrive 27W 0.5A 54V 230V	Yes	18-27	36-54	60	280 x 30 x 21	No	929001411280
CertaDrive 26W 0.6A 44V 230V	Yes	17.4-26.4	29-44	60	280 x 30 x 21	No	929001411380
CertaDrive 44W 1.05A 42V 230V I	Yes	33.6-44	32-42	60	195 x 41 x 31	No	929001416380
CertaDrive 38W 0.9A 42V 230V I	Yes	28.8-38	32-42	60	195 x 41 x 31	No	929001416280
CertaDrive 34W 0.8A 42V 230V I	Yes	25.6-34	32-42	60	195 x 41 x 31	No	929001416180
CertaDrive 30W 0.7A 42V 230V I	Yes	22.4-30	32-42	60	195 x 41 x 31	No	929001416080

TrustSight LED Emergency Systems

Linear

The new Philips TrustSight LED Emergency Systems are designed for your security. Philips LED TrustSight solutions are designed to operate LED luminaires on battery power when mains voltage is failing. In that case the LED Emergency Driver immediately switches to battery mode and takes over the function of the standard LED Driver.

Features


- Integrated automatic self-test
- Conditioned automatic discharge of batteries
- Specially developed batteries for emergency lighting
- EU compliance
- 70,000 hours lifetime

Benefits

- Dedicated solutions for linear applications
- Significantly smaller housing sizes
- Genuine 21mm linear driver height
- Forward voltage window suits new generation of LED boards
- Easy to install via automatic current-setting and battery selection
- 5 year warranty

Applications

- Office buildings
- Public buildings (airports, cinemas, theaters, exhibition halls)
- Retail (fashion, supermarkets, DIY)



Product specifications

Product type	Housing	Output power	Output current range	Output voltage	Battery detection	Self test	DALI	Dimensions	Emergency time	Battery*	Order code
		W	mA	V				mm		12NC	
TrustSight Basic L 20-95V 3W	L245	3	32-150	20-95	Automatic	Manual	No	245 x 30 x 21	1 hour 3 hours	1300mA 2500mAh	913700767366
TrustSight Basic L 20-95V 6W	L245	6	64-300	20-95	Automatic	Manual	No	245 x 30 x 21	1 hour	2500mAh	913700767466
TrustSight Pro L 20-95V 3W	L245	3	32-150	20-95	Automatic	Automatic	No	245 x 30 x 21	1 hour 3 hours	1300mA 2500mAh	913700766766
TrustSight Pro L 20-95V 6W	L245	6	64-300	20-95	Automatic	Automatic	No	245 x 30 x 21	1 hour	2500mAh	913700766866
TrustSight DALI L 20-95V 3W	L245	3	32-150	20-95	Automatic	Automatic	Yes	245 x 30 x 21	1 hour 3 hours	1300mA 2500mAh	929000995966
TrustSight DALI L 20-95V 6W	L245	6	64-300	20-95	Automatic	Automatic	Yes	245 x 30 x 21	1 hour	2500mAh	929000996066

*Battery needs to be ordered separately.


Description	Order code
TrustSight Flat Batt NiMH 7.2V 1300mA	913700766966
TrustSight Flat Batt NiMH 7.2V 2500mAh	913700767066



LED Transformer

Portfolio

Constant Voltage	Dimming			Basic features and performances	
	DALI Dim	1-10V	Phase cut	Adjustable Output Power	Transformer lifetime (hours)
Performance	No	No	Yes (75W/150W)	PWM (75W/150W)	30,000
Mainstream	No	No	No	-	20,000



Performance

Transformer

LED Transformer range are designed to replace switching power supply (non lighting standard product) in matching constant voltage LED Strips in indoor application, therefore upgrade total lighting quality.

Dimmable LED Transformer range are designed to meet the market needs for dimming in specific application

Features

- High frequency
- Compact size
- SELV compliant
- Safety protections including overload protection and short circuit protection
- Lifetime 30,000 hours
- Phase cut dimming function for 75W & 150W

Benefits

- Optimal performance thanks to the dedicated LED solution
- Safe operation
- Installation friendly, Class II and independent
- 3 years warranty
- CCC, CE, CB certificate

Applications

- Hotel, Partially light the space, Living rooms, Corridors
- Retail & Shopping Mall, Cabinet or shelf lighting
- Restaurant, Enhance the ambience, create the mood
- Decoration, Create space and layers, light sculpture



Product specifications

Product type	Isolate	Housing	Max output power	Output current	Output voltage	Dimensions	Dimming	Order code
			W	A	V			
LED Transformer 60W 24VDC	Yes	Plastic	60	0.75-2.5	22.8-25.2	180 x 52 x 30	No	913710032267
LED Transformer 120W 24VDC	Yes	Plastic	120	1.5-5	22.8-25.2	300 x 40 x 30	No	913710032567
Dimmable LED Transformer 75W 24VDC	Yes	Metal	75	0.938-3.125	22.8-25.2	213 x 54 x 33	Phase cut	913710033880
Dimmable LED Transformer 150W 24VDC	Yes	Metal	150	1.875-6.25	22.8-25.2	300 x 60 x 45	Phase cut	913710033980

Mainstream

Transformer

Economic range LED Transformer range are designed to replace switching power supply (non lighting standard product) in matching constant voltage LED Strips in indoor application, therefore upgrade total lighting quality.

Features

- High frequency
- Compact size
- SELV compliant
- Safety protections including overload protection and short circuit protection
- Lifetime 20,000 hours

Benefits

- Optimal performance thanks to the dedicated LED solution
- Safe operation
- Installation friendly, Class II
- 2 years warranty
- CCC, CE, CB certificate

Applications

- Hotel, Partially light the space, Living rooms, Corridors
- Retail & Shopping Mall, Cabinet or shelf lighting
- Restaurant, Enhance the ambience, create the mood
- Decoration, Create space and layers, light sculpture



Product specifications

Product type	Housing	Max output power	Output current	Output voltage	Dimensions	Dimming	Order code
		W	A	V			
Economic LED Transformer 30W 24VDC	Plastic	30	0.375-1.25	22.8-25.2	150 x 40 x 28	No	913710033080
Economic LED Transformer 60W 24VDC	Plastic	60	0.75-2.5	22.8-25.2	211 x 40 x 32	No	913710033180
Economic LED Transformer 120W 24VDC	Plastic	120	1.5-5	22.8-25.2	280 x 40 x 34	No	913710033680
Economic LED Transformer 180W 24VDC	Plastic	180	2-7.5	22.8-25.2	300 x 50 x 35	No	913710033780



MultiOne configurator

The demands from customers for flexibility and diversity are fast increasing in multi-folds. This is the reason why Philips has introduced simplified tools which allow you to easily configure your drivers for ease of use.

The universal Philips MultiOne configurator is a tool you can use with any Philips programmable driver and configure the functions in your lighting solutions for any application. It has become a must-have in all applications where the lighting system needs to match specific requirements.

Features

- For use with all Philips LED, fluorescent and HID programmable drivers
- Suitable for standard Windows computers with USB connection
- Different interfaces depending on the installation
- Enables optimization of installation, last minute changes, easy diagnostics and maintenance

Benefits

- One tool for all Philips configurable drivers, both for conventional and LED Systems
- Flexibility for OEM providing access to the features built into the driver
- Optimized for use in the production process
- Unique tool that combines configuration with diagnostics

Applications

- General lighting
- Retail lighting
- Outdoor lighting
- Office lighting

The MultiOne configurator consists of two building blocks

1 MultiOne Interface tool



LCN8600/00 MultiOne Interface USB2DALI

The interface that can be used with the MultiOne PC software to commission, configure, diagnose drivers via the DALI Interface.



LCN9610 or LCN9620 MultiOne SimpleSet Interface

The tools can be used with the MultiOne PC software to configure drivers wireless using SimpleSet® Technology.

Product specifications

Product type	Order code
LCN8600/00 MultiOne Interface USB2DALI	9137 003 46703
LCN8650/10 MultiOne Interface USB2ZigBee	9137 003 59203
LCN 9610 MultiOne Interface SimpleSet®	9290 009 99400
LCN 9620 MultiOne Interface SimpleSet®	9290 009 99500

2 MultiOne Software

Supporting MultiOne Software

to be installed on a PC, laptop or production work station.

System requirements:

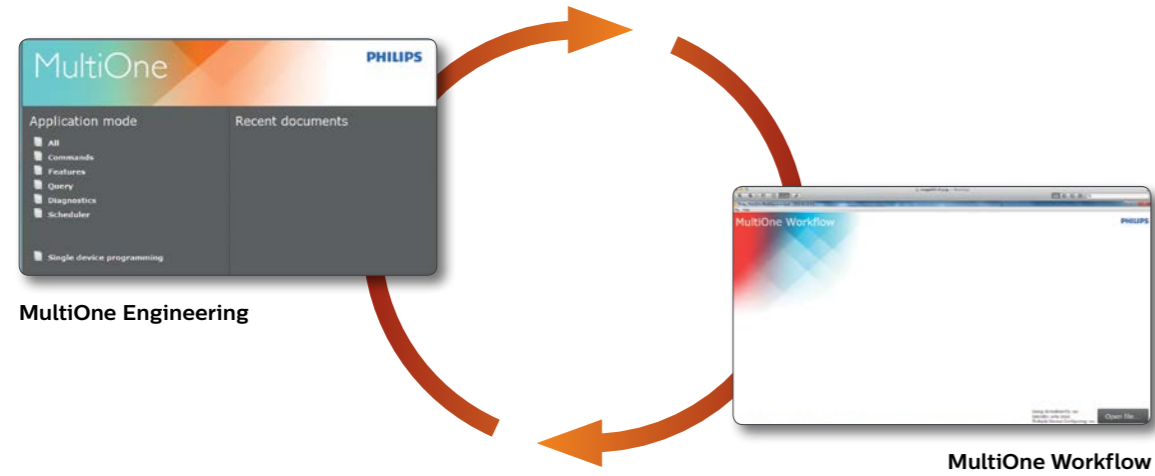
- Windows PC or laptop
- Microsoft windows 7, 8.0, 8.1 (support of Windows XP will stop in end 2015)
- USB 2.0 ports (Two free ports preferred)
- Min 35 MB of free disk space
- Microsoft .NET Framework 3.5 SP1

Free download

Find out more about MultiOne software via www.philips.com/multiOne

Philips MultiOne configurator

All programmable Outdoor, Indoor (Linear and Point) LED Systems can be configured with the MultiOne configurator. Also all existing programmable conventional Philips Systems, HID and FLUO can be configured with the same tool. Using the unique tool along with the installation of the software makes flexibility come alive, providing you with access to all features built in within the driver.



The MultiOne configurator software is free and downloadable from our website. It consists of:

1. MultiOne Engineering

Specially developed to access all functionalities of the driver; to configure, diagnose and prepare the configuration file for the production environment.

Also includes:

- DALI commands, scheduler
- SimpleSet®

2. MultiOne Workflow

Developed to configure all devices or subassemblies in the production environment in a simple and quick way.

Depending on the type of driver, a combination of features can be configured. With these features, one can create diversity (e.g. Adjustable Light Output and Adjustable Output Current), but also extra security (e.g. Module temperature protection and DC emergency), including costdown improvements (e.g. Constant light output, Dynadimmer and Corridor mode).

Detailed explanations of each feature and how to configure, are available in the instruction manual on our website.

www.philips.com/MultiOne

Configurable device features
Active cooling
Module temperature protection
DC emergency
End of life indication
Light source operating hours
Energy meter
Lamp burn-in
Lamp selection
Quick lamp start
Adjustable output current
Adjustable light output
Adjustable startup time
Constant light output
Constant light output Lite
Dimming interface
1-10 V dim level
AmpDim
LumiStep
LineSwitch
Touch and dim
Min dim level
Dynadimmer
Dynadimmer Lite
Corridor mode



LED Lamps

LED spot	
Master LED MR16 ExpertColor	138
Master LED MR16	140
Master LED MR11	142
New! ET-Standard Transformer	143
New! High Lumen MR16	144
Master LED GU10 & Essential LED GU10	146
Master LED AR111	147
Master LED PAR30S & Essential LED PAR30S	148
New! High Lumen PAR30L	149
LED tube	
New! Master LEDtube	152
New! Essential LEDtube T8	153
New! Essential LEDtube T5	153
New! LED PLC	154
New! Sensor LEDtube	155
LED candle and lustre	
Master LEDcandle DimTone	158
Master LEDlustre DimTone	159
LED HID	
TrueForce LED HighBay	162
New! TrueForce LED Public	163
LED bulb	
Entry range LED bulb	166
New! WarmGlow Dim Bulb	167
New! Philips LEDstick	168
Master LEDBulb Dimtone	169
LED Deco Classic	170
New! Scene Switch LED bulb	172
High Lumen LEDBulb	173
LED Deco Classic	174

LED spot

Light quality and reliability is vital for hospitality, retail segment. Quality light provides right ambience and light effect needed for space. Low maintenance means lowered operating costs and no business disruption, making sure customers are happy and keep coming back.



Master LED MR16 ExpertColor

Spot

Master ExpertColor LED MR16 creates a warm and comfortable ambience for hospitality venues, homes and restaurants. It creates such an ambience with superior lighting that has a customized spectrum, high CRI, and deep dimming feature. The result? A beautiful lighting experience. The innovative, trimless lens design will also suit almost any interior decor with its clean and neat look. The Master ExpertColor LED MR16 is well designed and robust, offering a variety of beam angles to manage a clearly defined beam spread suitable across various applications. There is no UV or IR in the beam, making it suitable for illuminating heat-sensitive objects (food, organic materials, paintings, etc.). The patented intelligent driver enables broad compatibility with existing electromagnetic and electronic halogen transformers

Features

- Customized color spectrum replicates halogen light color
- Deep and smooth dimming
- Best-in-class color realization, CRI97
- Innovative, trimless design with V-groove lens
- Lifetime of 40,000 hours

Benefits

- Warm, comfortable ambience
- Dim to the right level
- Furnishings and fabrics look great
- creates integrated look with minimal design to suit every application
- Efficient and sustainable, up to 85% energy savings compared to halogen lamp
- Broad compatibility with transformers
- Hassle-free retrofit solution, Retrofits into vast majority of GU5.3 based fixtures & E210 based fixtures

Applications

- Hospitality: hotel guest room, corridors, lobby, reception area, restaurants, bars, cafes
- Home: living room, bedrooms, hall way
- Retail: exhibitions, display cabinets, shops, dressing rooms
- Perfect for hospitality suites and guest rooms requiring adjustable settings



Product specifications

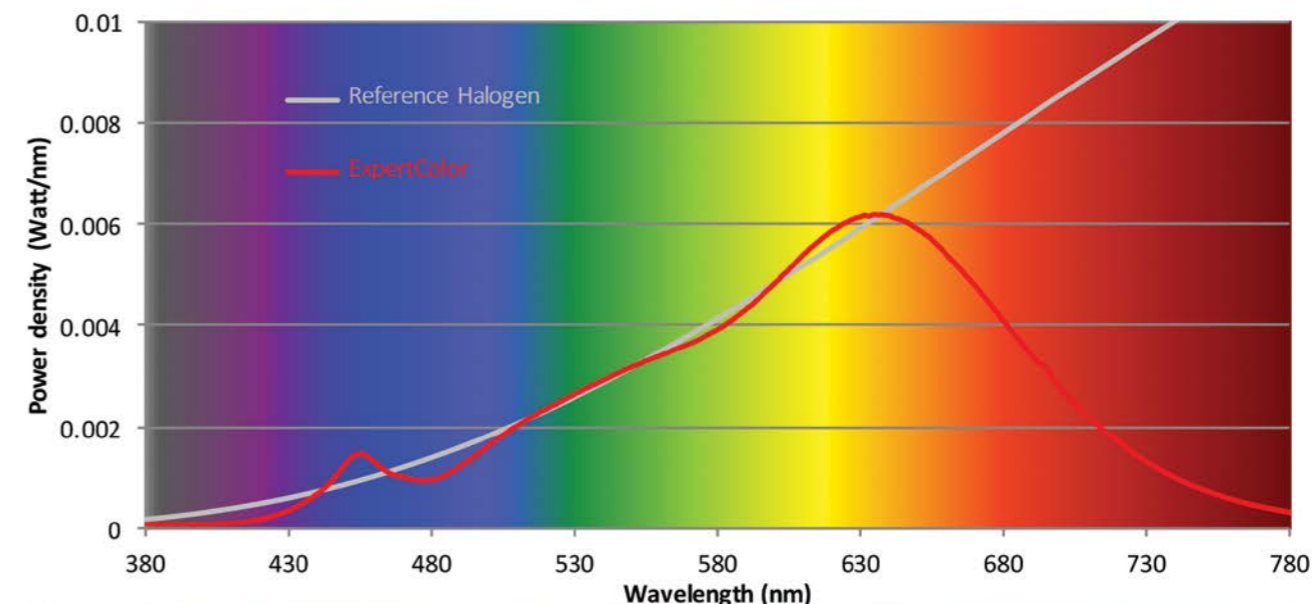
Product type	Power wattage	Replaced wattage	Base	Beam angle	Lumen	Color temp.	Intensity	Lifetime	CRI	Voltage	Dimming	Order code
	W	W		(°)	lm	K	Cd	Hours	Ra	V		12NC
MAS LED MR16 ExpertColor 7.2-50W 927 10D	7.2	50	GU5.3	10	450	2700	4500	40000	97	12	Yes	929001241908
MAS LED MR16 ExpertColor 7.2-50W 930 10D	7.2	50	GU5.3	10	480	3000	5000	40000	97	12	Yes	929001242008
MAS LED MR16 ExpertColor 7.2-50W 940 10D	7.2	50	GU5.3	10	480	4000	5000	40000	97	12	Yes	929001242108
MAS LED MR16 ExpertColor 7.2-50W 927 24D	7.2	50	GU5.3	24	450	2700	2200	40000	97	12	Yes	929001242208
MAS LED MR16 ExpertColor 7.2-50W 930 24D	7.2	50	GU5.3	24	480	3000	2400	40000	97	12	Yes	929001242308
MAS LED MR16 ExpertColor 7.2-50W 940 24D	7.2	50	GU5.3	24	480	4000	2400	40000	97	12	Yes	929001242408
MAS LED MR16 ExpertColor 7.2-50W 927 36D	7.2	50	GU5.3	36	450	2700	1350	40000	97	12	Yes	929001242508
MAS LED MR16 ExpertColor 7.2-50W 930 36D	7.2	50	GU5.3	36	480	3000	1450	40000	97	12	Yes	929001242608
MAS LED MR16 ExpertColor 7.2-50W 940 36D	7.2	50	GU5.3	36	480	4000	1450	40000	97	12	Yes	929001242708
MAS LED MR16 ExpertColor 7.2-50W 927 60D	7.2	50	GU5.3	60	450	2700	410	40000	97	12	Yes	929001341408
MAS LED MR16 ExpertColor 7.2-50W 930 60D	7.2	50	GU5.3	60	480	3000	440	40000	97	12	Yes	929001341508
MAS LED MR16 ExpertColor 7.2-50W 940 60D	7.2	50	GU5.3	60	480	4000	440	40000	97	12	Yes	929001341608
MAS MR16 ExpertColor 7.2-50W 927 10D EZ10	7.2	50	EZ10	10	450	2700	4500	40000	97	12	Yes	929001302318
MAS MR16 ExpertColor 7.2-50W 930 10D EZ10	7.2	50	EZ10	10	480	3000	5000	40000	97	12	Yes	929001302418
MAS MR16 ExpertColor 7.2-50W 940 10D EZ10	7.2	50	EZ10	10	480	4000	5000	40000	97	12	Yes	929001302518
MAS MR16 ExpertColor 7.2-50W 927 24D EZ10	7.2	50	EZ10	24	450	2700	2200	40000	97	12	Yes	929001302618
MAS MR16 ExpertColor 7.2-50W 930 24D EZ10	7.2	50	EZ10	24	480	3000	2400	40000	97	12	Yes	929001302718
MAS MR16 ExpertColor 7.2-50W 940 24D EZ10	7.2	50	EZ10	24	480	4000	2400	40000	97	12	Yes	929001302818
MAS MR16 ExpertColor 7.2-50W 927 36D EZ10	7.2	50	EZ10	36	450	2700	1350	40000	97	12	Yes	929001302918
MAS MR16 ExpertColor 7.2-50W 930 36D EZ10	7.2	50	EZ10	36	480	3000	1450	40000	97	12	Yes	929001303018
MAS MR16 ExpertColor 7.2-50W 940 36D EZ10	7.2	50	EZ10	36	480	4000	1450	40000	97	12	Yes	929001303118

ExpertColor

Experience perfect color with our new LED technology

The ExpertColor technology offers superb light quality with **best-inclass color realization**. The advanced phosphor technology provides high color fidelity with a **color rendering index of 97**, enhanced rendering of reds (**R9 >85**). So you can bring out the true colors in furnishings and interior decors to add even more appeal.

MASTER LED MR16 ExpertColor features an optimized light spectrum to create a warm ambience that until now was only possible with traditional halogen lamps.



ExpertColor replicates halogen light color. ExpertColor offers **93.9%** close to halogen light color, standard LED offers around 60%.

Master LED MR16

Spot

Delivering intense accent beam, MASTER LED MR16 is an ideal retrofit solution for spot light. Thanks to its high CRI, it realize more natural colors, enabling cozy and comfortable ambience for residential, hospitality and emphasize the beauty of merchandise in retail. MASTER LED MR16 is compatible with most existing fixtures with a MR16 GU 5.3 holder and designed as a retrofit replacement for halogen or incandescent spots. Not only it employ Philips' patented solution to guarantee the broadest possible compatibility with standard 12V halogen electronic transformers, it also delivers high beam intensity which equivalent to halogen MR16 spots. The dimming function enables to create the desired atmosphere and it works with broad selection of dimmers. MASTER LED MR16 delivers huge energy savings and minimizes maintenance cost without any compromise on brightness, enabling residential owners and business owners to achieve a return on their investment within short period time with its efficiency energy use and long life time. There is no UV or IR in the beam, making it suitable for illuminating heat-sensitive objects (food, organic materials, paintings, etc.).

Features

- Dimmable (7W and 8W versions)
- Patented intelligent driver
- Air movement mechanism
- Lifetime of 25,000~40,000 hours
- CRI80~90

Benefits

- High intensity of beam equivalent to halogen spots
- Better color realization with high CRI value

- Clearly defined beam spread for accent lighting
- Compatible with an extensive range of transformers and smooth dimming for dimmable products
- High lumen maintenance with long lifetime
- Up to 80% energy savings compared to halogen lamp
- Can be retrofitted with low-voltage MR16 halogen lamps with GU5.3 sockets

Applications

- Ideal for accent lighting in hotels, hospitals, shops and museums (e.g. floors, elevators, displays)
- Dimmable versions are perfect for hospitality suites and guest rooms requiring adjustable settings



Product specifications

Product type	Lamp wattage	Replaced wattage	Color temp.	Beam angle	Lumen	MBCP	Lifetime	CRI	Voltage	Dimming	Order code
	W	W	K	(°)	lm		Hours	Ra	V		12NC
MASTER LED 6.5-50W 927 MR16 24D	6.5	50	2700	24	450	2250	40000	90	12	No	929001154338
MASTER LED 6.5-50W 930 MR16 24D	6.5	50	3000	24	470	2350	40000	90	12	No	929001154438
MASTER LED 6.5-50W 940 MR16 24D	6.5	50	4000	24	490	2450	40000	90	12	No	929001154538
MASTER LED 6.5-50W 927 MR16 36D	6.5	50	2700	36	450	2250	40000	90	12	No	929001154638
MASTER LED 6.5-50W 930 MR16 36D	6.5	50	3000	36	470	2350	40000	90	12	No	929001154738
MASTER LED 6.5-50W 940 MR16 36D	6.5	50	4000	36	490	2450	40000	90	12	No	929001154838
MASTER LED 7-50W 927 MR16 15D Dim	7	50	2700	15	400	2900	40000	90	12	Yes	929001152538
MASTER LED 7-50W 930 MR16 15D Dim	7	50	3000	15	420	3100	40000	90	12	Yes	929001152638
MASTER LED 7-50W 940 MR16 15D Dim	7	50	4000	15	440	3250	40000	90	12	Yes	929001152738
MASTER LED 7-50W 927 MR16 24D Dim	7	50	2700	24	420	2100	40000	90	12	Yes	929001152838
MASTER LED 7-50W 930 MR16 24D Dim	7	50	3000	24	440	2200	40000	90	12	Yes	929001152938
MASTER LED 7-50W 940 MR16 24D Dim	7	50	4000	24	460	2300	40000	90	12	Yes	929001153038
MASTER LED 7-50W 927 MR16 36D Dim	7	50	2700	36	420	1200	40000	90	12	Yes	929001153138
MASTER LED 7-50W 930 MR16 36D Dim	7	50	3000	36	440	1250	40000	90	12	Yes	929001153238
MASTER LED 7-50W 940 MR16 36D Dim	7	50	4000	36	460	1300	40000	90	12	Yes	929001153338
MASTER LED 8-50W+ 827 MR16 24D Dim	8	50+	2700	24	635	3100	40000	80	12	Yes	929001149808
MASTER LED 8-50W+ 830 MR16 24D Dim	8	50+	3000	24	660	3250	40000	80	12	Yes	929001149908
MASTER LED 8-50W+ 827 MR16 36D Dim	8	50+	2700	36	635	1700	40000	80	12	Yes	929001150108
MASTER LED 8-50W+ 830 MR16 36D Dim	8	50+	3000	36	660	1800	40000	80	12	Yes	929001150208

Product specifications

Product type	Lamp wattage	Replaced wattage	Color temp.	Beam angle	Lumen	MBCP	Lifetime	CRI	Voltage	Dimming	Order code
	W	W	K	(°)	lm		Hours	Ra	V		12NC
MASTER LED 4-35W 2700K MR16 24D	4	35	2700	24	240	1000	25000	80	12	No	929001147408
MASTER LED 4-35W 2700K MR16 36D	4	35	2700	36	240	550	25000	80	12	No	929001147508
MASTER LED 4-35W 3000K MR16 24D	4	35	3000	24	240	1000	25000	80	12	No	929001147708
MASTER LED 4-35W 3000K MR16 36D	4	35	3000	36	240	600	25000	80	12	No	929001147608
MASTER LED 5.5-50W 2700K MR16 24D	5.5	50	2700	24	415	1800	25000	80	12	No	929001145908
MASTER LED 5.5-50W 2700K MR16 36D	5.5	50	2700	36	415	1000	25000	80	12	No	929001146108
MASTER LED 5.5-50W 3000K MR16 24D	5.5	50	3000	24	425	1800	25000	80	12	No	929001146708
MASTER LED 5.5-50W 3000K MR16 36D	5.5	50	3000	36	425	1000	25000	80	12	No	929001146608
MASTER LED 5.5-50W 4000K MR16 24D	5.5	50	4000	24	450	1800	25000	80	12	No	929001146808
MASTER LED 5.5-50W 4000K MR16 36D	5.5	50	4000	36	450	1000	25000	80	12	No	929001146908

Master LED MR11

Spot

Philips 12V MR11 LED lamps is the latest product in series of low voltage (12VAC), Halogen MR11 replacement.

Features

- Clearly defined beam spread
- UV and IR free light

Benefits

- Up to 80% energy savings compared to a 20W halogen MR11
- Long lifetime of 15,000-40,000 hours
- Retrofit into a vast majority of luminaires with GU4 sockets
- Good for heat sensitive objects like organic, food, leather goods, paintings

Applications

- Hospitality: hotel, restaurant, café, bar
- Retail: display cabinet, museum
- Home: kitchen, wardrobe, cabinet, etc.



3.5W

2.6W

Product specifications

Product type	Power wattage	Replaced wattage	Base	Beam angle	Lumen	Color temp.	Intensity	Lifetime	CRI	Voltage	Dimming	Order code
	W	W		(°)	lm	K	Cd	Hours	Ra	V		12NC
CorePro LED spot 2.6-20W 827 MR11 36D	2.6	20	GU4	36	200	2700	400	15000	80	12	No	929001339202
MAS LED spot LV 3.5-20W 827 MR11 24D	3.5	20	GU4	24	210	2700	1000	40000	80	12	No	929001123868



ET-Standard Transformer

Spot

High-frequency and long lifetime electronic transformer specially design for 12VAC LED lamps with EMC compliance.

Features

- High frequency
- Compact size
- SELV compliant
- Safety protections including overload protection and short circuit protection
- Lifetime 40,000 hours
- Phase cut dimming function for Master MR16 DIM LED lamps

Benefits

- Optimal performance thanks to the dedicated LED solution
- Safe operation
- Installation friendly, Class II and independent
- 4 years warranty
- CCC, CE, CB, RCM, TIS certificate

Applications

- Hotel, Partially light the space, rooms, washroom, cooridor, stairway, lobby, reception areas, conference rooms and event rooms
- Retail Shops and restaurant



ET-Standard Transformer

Product specifications

Product type	Housing type	Max. Output power	Dimension	Lifetime	Output voltage	Dimming	Order code
		W	mm	Hours	V		12NC
ET-S 15 LED	Independent	15	115 x 45 x 29	40000	11.3	Yes	913710032479
ET-S 30 LED	Independent	30	115 x 45 x 29	40000	11.3	Yes	913710033264

High Lumen MR16

Spot

Philips high lumen LED MR16 brings out the true beauty of the merchandise by intense light with small form factor. It provides the right light to emphasize the merchandise and create bright and refreshing shopping environment. Not only its superior light quality, its innovative, trim-less V-groove lens will suit any kind of store interior without creating techy look. It is a hasslefree retrofit solution. It fits most of luminaires to make re-lamping and renovation projects as easy as possible.

Features

- High lumen output
- Strong punch effect in light beam
- Trimless design with V-groove lens
- Strong color maintenance and lumen maintenance
- Dimmable with dimmable driver use
- High efficiency with 50,000 hr lifetime
- Retrofit
- No UV and Cool Beam(no IR)

Benefits

- Emphasize merchandise display with strong intensive light
- Trimless design enables integrated look with luminaires to suit any kind of store interior style
- Strong performance of color realization and light effect stays over time
- Working with dimmable LED driver to enable dimmability
- Hassle free retrofit solution with GU5.3 luminaires
- Safe for illuminating heat-sensitive objects (food, organic materials, paintings, etc.)

Applications

- Retail stores: Fashion retail, Cosmetics retail, Jewelry
- Store's display area. Window display area, dressing
- Rooms
- Museum: display area for artworks
- Exhibition



MR16 GU5.3



Product specifications

Product type	Power wattage	Base	Beam angle	Lumen	Color temp.	Intensity	Lifetime	CRI	Voltage	Dimming	Order code
	W		(°)	lm	K	Cd	Hours	Ra	V		12NC
MR16 1200 827 36D	9	GU5.3	36	1200	2700	2300	50000	80	36-40	Yes	929001814308
MR16 1200 830 36D	9	GU5.3	36	1200	3000	2300	50000	80	36-40	Yes	929001814408
MR16 1200 840 36D	9	GU5.3	36	1300	4000	2500	50000	80	36-40	Yes	929001817808
MR16 1000 927 36D	10-12	GU5.3	36	1000	2700	1900	50000	90	36-40	Yes	929001918210
MR16 1000 930 36D	10-12	GU5.3	36	1000	3000	1900	50000	90	36-40	Yes	929001918310
MR16 1000 940 36D	10-12	GU5.3	36	1000	4000	1900	50000	90	36-40	Yes	929001918410
MR16 800 927 24D	10-12	GU5.3	24	800	2700	3500	50000	90	36-40	Yes	929001918510
MR16 800 930 24D	10-12	GU5.3	24	800	3000	3500	50000	90	36-40	Yes	929001918610
MR16 800 940 24D	10-12	GU5.3	24	800	4000	3500	50000	90	36-40	Yes	929001918710

* CRI90 version will be launched in 2018 Q2, final spec has not fixed yet.

Master LED GU10 & Essential LED GU10

Spot

Master LED ExpertColor GU10 creates a warm and comfortable ambience for hospitality venues, homes and restaurants. It creates such an ambience with superior light quality that has a customized spectrum, high CRI, and deep dimming feature. These LEDspots has familiar look and feel of glass spot, it keeps classic beauty of glass spot and strong performance from LED technology. The innovative, trimless lens design will also suit most of interior decor style. Master LED ExpertColor GU10 is compatible with most existing fixtures with a GU10 holder and designed as a retrofit replacement for halogen GU10 lamps.

Features

- Compatible with an extensive range of dimmers
- Lifetime of 15,000 to 40,000 hours
- Clearly defined beam spread
- UV- and IR-free light for less heat and protection for heat-sensitive objects

Benefits

- Up to 80% energy savings compared to halogen lamp
- Easy retrofit
- Lower maintenance costs

Applications

- Retail
- Hospitality
- Residential/Home

Expert
Color



ExpertColor GU10



Master GU10



Essential GU10

Product specifications

Product type	Lamp wattage	Replaced wattage	Color temp.	Beam angle	Lumen	MBCP	Lifetime	CRI	Voltage	Dimming	Order code
	W	W	K	(°)	lm		Hours	Ra	V		12NC
MAS LED ExpertColor 5.5-50W GU10 927 24D	5.5	50	2700	24	385	1000	40000	97	230	Yes	929001347008
MAS LED ExpertColor 5.5-50W GU10 930 24D	5.5	50	3000	24	405	1000	40000	97	230	Yes	929001347108
MAS LED ExpertColor 5.5-50W GU10 927 36D	5.5	50	2700	36	385	800	40000	97	230	Yes	929001347308
MAS LED ExpertColor 5.5-50W GU10 930 36D	5.5	50	3000	36	405	800	40000	97	230	Yes	929001347408
Master LED 5-50W GU10 927 36D Dim	5	50	2700	36	395	650	25000	90	230	Yes	929001348808
Master LED 5-50W GU10 930 36D Dim	5	50	3000	36	405	650	25000	90	230	Yes	929001348908
Master LED 5-50W GU10 940 36D Dim	5	50	4000	36	420	700	25000	90	230	Yes	929001349008
Essential LED 4.6-50W GU10 827 36D	4.6	50	2700	36	395	700	15000	80	230	No	929001215208
Essential LED 4.6-50W GU10 830 36D	4.6	50	3000	36	410	740	15000	80	230	No	929001218108
Essential LED 4.6-50W GU10 865 36D	4.6	50	6500	36	430	770	15000	80	230	No	929001218308

Master LED AR111

Spot

With its new Perfect-fit design, the Philips LED AR111 now works with most luminaires in the market as a true retrofit. The lamp creates a brilliant visual effect for retail and hospitality applications like shops, showrooms and galleries. The high quality light brings out the true colors in merchandise, including reds. Philips LED AR111 is an ideal retrofit solution for spot, track and general lighting applications in the hospitality and retail industry. The robustly designed Philips LED AR111 offers a well defined beam with a multitude of beam angles to suit various applications. This replacement lamp on 12V provides the light intensity and quality produced by traditional halogen lamps of 50W, 75W or 100W.

Features

- Patented intelligent driver
- Lifetime of 25,000 to 40,000 hours
- Low energy consumption
- Clearly defined beam spread
- UV- and IR-free light for less heat and protection for heat-sensitive objects

Benefits

- Up to 80% energy savings compared to halogen lamp
- Broad compatibility with transformers
- Easy retrofit

Applications

- Retail, F&B, hospitality
- Galleries, museums, exhibitions, lobbies, corridors, stairwells, washrooms, reception areas



11W-20W

Product specifications

Product type	Lamp wattage	Replaced wattage	Color temp.	Beam angle	Lumen	MBCP	Lifetime	CRI	Voltage	Dimming	Order code
	W	W	K	(°)	lm		Hours	Ra	V		12NC
MAS LEDspotLV D 11-50W 927 AR111 8D	11	50	2700	8	560	7800	40000	90	12	Yes	929001243908
MAS LEDspotLV D 11-50W 930 AR111 8D	11	50	3000	8	580	8000	40000	90	12	Yes	929001244008
MAS LEDspotLV D 11-50W 927 AR111 24D	11	50	2700	24	620	2900	40000	90	12	Yes	929001169808
MAS LEDspotLV D 11-50W 930 AR111 24D	11	50	3000	24	640	3000	40000	90	12	Yes	929001169908
MAS LEDspotLV D 11-50W 927 AR111 40D	11	50	2700	40	620	1100	40000	90	12	Yes	929001170008
MAS LEDspotLV D 11-50W 930 AR111 40D	11	50	3000	40	640	1150	40000	90	12	Yes	929001170108
MAS LEDspotLV D 15-75W 927 AR111 24D	15	75	2700	24	830	3900	40000	90	12	Yes	929001170208
MAS LEDspotLV D 15-75W 930 AR111 24D	15	75	3000	24	840	4000	40000	90	12	Yes	929001170308
MAS LEDspotLV D 15-75W 927 AR111 40D	15	75	2700	40	830	1400	40000	90	12	Yes	929001170408
MAS LEDspotLV D 15-75W 930 AR111 40D	15	75	3000	40	840	1450	40000	90	12	Yes	929001170508
MAS LEDspotLV D 20-100W 830 AR111 12D	20	100	3000	12	1350	10000	25000	80	12	Yes	929001170608
MAS LEDspotLV D 20-100W 840 AR111 12D	20	100	4000	12	1400	11000	25000	80	12	Yes	929001170708
MAS LEDspotLV D 20-100W 827 AR111 24D	20	100	2700	24	1300	5800	25000	80	12	Yes	929001170808
MAS LEDspotLV D 20-100W 830 AR111 24D	20	100	3000	24	1350	6000	25000	80	12	Yes	929001170908
MAS LEDspotLV D 20-100W 840 AR111 24D	20	100	4000	24	1400	6100	25000	80	12	Yes	929001171008
MAS LEDspotLV D 20-100W 827 AR111 40D	20	100	2700	40	1300	2300	25000	80	12	Yes	929001171108
MAS LEDspotLV D 20-100W 830 AR111 40D	20	100	3000	40	1350	2350	25000	80	12	Yes	929001171208
MAS LEDspotLV D 20-100W 840 AR111 40D	20	100	4000	40	1400	2400	25000	80	12	Yes	929001171308

Master LED PAR30S & Essential LED PAR30S

Spot

With its robust design and warm-white beam of light, these new-generation PAR lamps are ideal for general lighting and spot lighting in the hospitality industry. Dimmable and non-dimmable models are available for your careful selection to meet various application needs. They are especially suitable for public areas such as lobbies, corridors, stairwells, where the light is always on. Compatible with existing fixtures with an E27 holder and designed for retrofit replacement of halogen or incandescent lamps, Philips Master LEDspot PAR brings you huge energy savings while minimizing maintenance costs without any reduction in brightness. The dimmable PAR20 in particular, is a perfect retrofit replacement for an incandescent spot.

Features

- Lifetime of 15,000 to 25,000 hours
- Dim & Non Dimmable
- UV and IR-free, ideal for lighting heat-sensitive objects
- Free of mercury and hazardous materials

Benefits

- Up to 80% energy savings compared to halogen lamp
- Easy retrofit and compatible with existing fixtures with E27 holder
- Lower maintenance costs

Applications

- Retail
- Hospitality



Product specifications

Product type	Lamp wattage	Replaced wattage	Color temp.	Beam angle	Lumen	MBCP	Lifetime	CRI	Voltage	Dimming	Order code
	W	W	K	(°)	lm		Hours	Ra	V		12NC
Essential LED 9-75W PAR30S 827 25D	9	75	2700	25	850	3000	15000	80	220-240	No	929001389608
Essential LED 10-80W PAR38 827 25D	10	80	2700	25	900	1800	15000	80	220-240	No	929001322708
MAS LEDspot D 6-50W E27 827 PAR20 25D	6	50	2700	25	520	1500	25000	90	220-240	Yes	929001317408
MAS LEDspot D 9-70W E27 927 PAR30S 25D	9	70	2700	25	630	3000	25000	90	220-240	Yes	929001323108
MAS LEDspot D 9.5-75W 827 PAR30S 25D SO	9.5	75	2700	25	700	3500	25000	80	220-240	Yes	929001198702
MAS LEDspot D 13-100W E27 927 PAR38 25D	13	100	2700	25	1000	4000	25000	90	220-240	Yes	929001322508

High Lumen PAR30L

Spot

Philips 220-240V High Lumen PAR30L integrates a leading COB LED light source and a compact high efficiency driver into a traditional CDM PAR30L form-factor. It brings out the beauty in merchandise with brighter, high performance lighting. Additionally, the lamp features an AirFlux technology to ensure a long operating life time.

Features

- Lifetime 25,000 hours (B50, L70)
- Emits virtually no heat and will not fade colors
- Discharges virtually no UV/IR light
- Environmental friendly, RoHS compliant, contains no Mercury or other hazardous substances

Benefits

- Up to 54% energy savings compared to standard CDM lamps
- Lower initial investment for LED CDM replacement PAR30
- Easy retrofit and compatible with existing fixtures with E27 holder
- High efficiency solution >100lm/W
- Lower maintenance costs
- Safe design with over temperature protection (OTP)

Applications

- Retail
- Hospitality



Product specifications

Product type	Lamp wattage	Replaced wattage	Color temp.	Beam angle	Lumen	MBCP	Lifetime	CRI	Voltage	Dimming	Order code
	W	W	K	(°)	lm		Hours	Ra	V		12NC
Master LED PAR30L 20W 15D 830	20	35	3000	15	1800	18000	25000	82	220-240	No	929001353808
Master LED PAR30L 20W 15D 840	20	35	4000	15	1850	18500	25000	82	220-240	No	929001353908
Master LED PAR30L 20W 30D 830	20	35	3000	30	1800	5400	25000	82	220-240	No	929001354008
Master LED PAR30L 20W 30D 840	20	35	4000	30	1850	5550	25000	82	220-240	No	929001354108
Master LED PAR30L 32W 15D 830	32	50	3000	15	3000	26000	25000	82	220-240	No	929001354308
Master LED PAR30L 32W 15D 840	32	50	4000	15	3000	27000	25000	82	220-240	No	929001354408
Master LED PAR30L 32W 15D 857	32	50	5700	15	3000	27000	25000	82	220-240	No	929001354508
Master LED PAR30L 32W 30D 830	32	50	3000	30	3000	9200	25000	82	220-240	No	929001354708
Master LED PAR30L 32W 30D 840	32	50	4000	30	3000	9600	25000	82	220-240	No	929001354808
Master LED PAR30L 32W 30D 857	32	50	5700	30	3000	38500	25000	82	220-240	No	929001354908
Master LED PAR30L 40W 15D 827	40	70	2700	15	3850	40000	25000	82	220-240	No	929001374308
Master LED PAR30L 40W 15D 830	40	70	3000	15	4000	42000	25000	82	220-240	No	929001374408
Master LED PAR30L 40W 15D 840	40	70	4000	15	4200	42000	25000	82	220-240	No	929001374508
Master LED PAR30L 40W 15D 857	40	70	5700	15	4200	13000	25000	82	220-240	No	929001374608
Master LED PAR30L 40W 30D 827	40	70	2700	30	4300	13500	25000	82	220-240	No	929001374708
Master LED PAR30L 40W 30D 830	40	70	3000	30	4500	14000	25000	82	220-240	No	929001374808
Master LED PAR30L 40W 30D 840	40	70	4000	30	4600	14000	25000	82	220-240	No	929001374908
Master LED PAR30L 40W 30D 857	40	70	5700	30	4600	14000	25000	82	220-240	No	929001375008

LED tube

A perfect tube with a perfectly uniform visual appearance delivering superior performance, far more outstanding than the traditional fluorescent.



Master LEDtube

Tube

The Philips Master LEDtube cleverly integrates LED light sources into a traditional fluorescent form factor. Its unique design creates a perfectly familiar and uniform visual appearance which cannot be distinguished from its traditional fluorescent equivalent. For volume usage, and wide-scale applications, the Master LEDtube is great value-for-money, actualizing your projects within limited budgets and easy re-lamping works can be done to achieve better light effects and lifetime.

Features

- Fit-and-forget LED tube, a direct replacement for T8 fluorescent tube
- Energy consumption >50% lower than fluorescent tubes
- Lifetime up to 50,000hours: 2-3 times longer than fluorescent lamps
- Full safety features and completely safe installation process
- No mercury

Benefits

- Reduced operational costs due to lower need for maintenance
- Energy savings and a long life time
- Fastest and easiest way to upgrade existing luminaire to LED technology without a need for re-wiring
- Comfort to the eye, and minimal heat

Applications

- Retail, industry
- Offices, schools
- Hospitals, indoor public spaces
- Parking lots, covered car parks
- Warehouses, cold-rooms, signages
- Transport and distribution areas

For APR excluding Japan



Product specifications

Product type	Lumen	Wattage	Voltage	Color temp.	Beam angle	CRI	Power factor	Lifetime	Frequency	Dimming	Order code
	lm	W	V	K	(°)	Ra	Pf	Hours	Hz	12NC	
MAS LEDtube 1200mm HO 14W865 T8	2100	14	220-240	6500	150	83	>0.9	50000	50/60	No	929001299408
MAS LEDtube 1200mm HO 14W840 T8	2100	14	220-240	4000	150	83	>0.9	50000	50/60	No	929001299308
MAS LEDtube 1200mm HO 14W830 T8	2000	14	220-240	3000	150	83	>0.9	50000	50/60	No	929001299208
MAS LEDtube 600mm HO 8W865 T8	1050	8	220-240	6500	150	83	>0.9	50000	50/60	No	929001299708
MAS LEDtube 600mm HO 8W840 T8	1050	8	220-240	4000	150	83	>0.9	50000	50/60	No	929001299608
MAS LEDtube 600mm HO 8W830 T8	1000	8	220-240	3000	150	83	>0.9	50000	50/60	No	929001299508
MAS LEDtube STD 1200mm 10.5W865 T8 I	1600	10.5	220-240	6500	150	83	>0.9	50000	50/60	No	929001297708
MAS LEDtube STD 1200mm 10.5W840 T8 I	1600	10.5	220-240	4000	150	83	>0.9	50000	50/60	No	929001297608

Product type	Lumen	Wattage	Voltage	Color temp.	Beam angle	CRI	Power factor	Lifetime	Frequency	Dimming	Order code
	lm	W	V	K	(°)	Ra	Pf	Hours	Hz	12NC	
MAS LEDtube 1200mm UO 16W 865 T8	2500	16	220-240	6500	150	83	>0.9	50000	50/60	No	929001298002
MAS LEDtube 1200mm UO 16W 840 T8	2500	16	220-240	4000	150	83	>0.9	50000	50/60	No	929001297902
MAS LEDtube 1200mm UO 16W 830 T8	2300	16	220-240	3000	150	83	>0.9	50000	50/60	No	929001297802
MAS LEDtube 1500mm UO 24W 865 T8	3700	24	220-240	6500	150	83	>0.9	50000	50/60	No	929001298302
MAS LEDtube 1500mm UO 24W 840 T8	3700	24	220-240	4000	150	83	>0.9	50000	50/60	No	929001298202
MAS LEDtube 1500mm UO 24W 830 T8	3400	24	220-240	3000	150	83	>0.9	50000	50/60	No	929001298102

Essential LEDtube T8

Tube

Philips Essential LEDtube is an affordable LED tube suitable for T8 fluorescent replacements. The product delivers a natural lighting effect that is needed across a wide range of general lighting applications. It also brings instant energy savings and cost savings, when applied to projects of substantial scale, making this a much more environmentally-friendly and superior solution to replace fluorescents.

Features

- Affordable LED replacement for T8 fluorescent tubes
- Energy consumption >50% lower than fluorescent tubes
- 30,000 hours lifetime, twice the length of normal fluorescents
- No mercury

Benefits

- Reduced electricity costs thanks to significant energy savings
- Longer lifetime equates to reduced maintenance costs
- A better choice for the environment – no mercury
- Comfort to the eye, and minimal heat

Applications

- Retail, offices
- Industry, warehouses, public places,
- Schools, hospitals, car parks

New!



Essential LEDtube T8

Product specifications

Product type	Lumen	Wattage	Voltage	Color temp.	Beam angle	CRI	Power factor	Lifetime	Frequency	Dimming	Order code
	lm	W	V	K	(°)	Ra	Pf	Hours	Hz	12NC	
ESSENTIAL LEDtube 600mm 8W865 T8 AP I G	800	8	220-240	6500	240	80	>0.9	30000	50/60	No	929001338708
ESSENTIAL LEDtube 600mm 8W840 T8 AP I G	800	8	220-240	4000	240	80	>0.9	30000	50/60	No	929001338608
ESSENTIAL LEDtube 1200mm 14.5W865 T8AP I	1600	14.5	220-240	6500	240	80	>0.9	30000	50/60	No	929001338908
ESSENTIAL LEDtube 1200mm 14.5W840 T8AP I	1600	14.5	220-240	4000	240	80	>0.9	30000	50/60	No	929001338808
ESSENTIAL LEDtube HO 1200mm 18W865T8 AP	2100	18	220-240	6500	240	80	>0.9	30000	50/60	No	929001383508
ESSENTIAL LEDtube HO 1200mm 18W840T8 AP	2100	18	220-240	4000	240	80	>0.9	30000	50/60	No	929001383408

Essential LEDtube T5

Tube

Philips Essential LEDtube T5 is a reliable value-for-money LED lamp out of Philips lighting portfolio, incorporated with frontier LED chips and other advanced technologies. The product helps customers to achieve up to 50% energy saving and significant maintenance cost reduction by comparing to fluorescent lamps. It also helps generate natural and comfortable lighting effect, and to build up green and environment friendly image for our customers.

Features

- Protection circuit inside ensuring people's safety in case of misuse, complying with IEC safety requirements
- Advanced optical design ensures a uniform light output and superior optical efficiency

Benefits

- Reliable operation between -20°C to 45°C ambient temperature
- 50,000 switching cycles
- Energy savings up to 50%

Applications

- Retail, offices
- Industry, warehouses, public places,
- Schools, hospitals, car parks

New!



Essential LEDtube T5

Product specifications

Product type	Lumen	Wattage	Voltage	Color temp.	Beam angle	CRI	Power factor	Lifetime	Frequency	Dimming	Order code
	lm	W	V	K	(°)	Ra	Pf	Hours	Hz	12NC	
ESSENTIAL LEDtube 1200mm 16W865 G5 I	2100	16	100-240	6500	240	80	>0.9	30000	50/60	No	929001381108
ESSENTIAL LEDtube 1200mm 16W840 G5 I	2100	16	100-240	4000	240	80	>0.9	30000	50/60	No	929001381008
ESSENTIAL LEDtube 1200mm 16W830 G5 I	2000	16	100-240	3000	240	80	>0.9	30000	50/60	No	929001380908
ESSENTIAL LEDtube 600mm 8W865 G5 I	1050	8	100-240	6500	240	80	>0.9	30000	50/60	No	929001380808
ESSENTIAL LEDtube 600mm 8W840 G5 I	1050	8	100-240	4000	240	80	>0.9	30000	50/60	No	929001380708
ESSENTIAL LEDtube 600mm 8W830 G5 I	1000	8	100-240	3000	240	80	>0.9	30000	50/60	No	929001380608

LED PLC

Tube

LED PLC is a downlighting lamp replacement that delivers incredible energy savings thanks to energy efficient LED core, 30,000 hours lifetime. A retrofit lamp that's simple to install, fit most of EM ballast fixtures and requires less maintenance and servicing. So you can downsize your downlighting costs with energy efficient LED.

Features

- To ensure maximum compatibility with existing luminaires, directional PLC LED often need to be adjusted towards where light is needed most. That's why Philips PLC LED products have this feature. It allows the PLC LED to be easily rotated up to 90 degrees, giving you the freedom to direct the light to best effect

Benefits

- High Output for high efficiency - designed to comply with key industry standards
- Reliable operation between 20°C to 35°C ambient temperature
- Rated average life of 30,000 hours
- 50,000 switching cycles

Applications

- Hallways
- Meeting Rooms
- Reception
- Staircases
- Restrooms



LED PLC

Product specifications

Product type	Lumen	Wattage	Voltage	Color temp.	Beam angle	CRI	Power factor	Lifetime	Frequency	Dimming	Order code
	lm	W	V	K	(°)	Ra	Pf	Hours	Hz		12NC
LED PLC 8.5W 865 2P G24d-3	1000	8.5	220-240*	6500	120	83	0.9	30000	50/60	No	929001280108
LED PLC 8.5W 840 2P G24d-3	9500	8.5	220-240*	4000	120	83	0.9	30000	50/60	No	929001201308
LED PLC 8.5W 830 2P G24d-3	900	8.5	220-240*	3000	120	83	0.9	30000	50/60	No	929001201208
LED PLC 6.5W 865 2P G24d-2	700	6.5	220-240*	6500	120	83	0.9	30000	50/60	No	929001280208
LED PLC 6.5W 840 2P G24d-2	650	6.5	220-240*	4000	120	83	0.9	30000	50/60	No	929001201508
LED PLC 6.5W 830 2P G24d-2	600	6.5	220-240*	3000	120	83	0.9	30000	50/60	No	929001201408
LED PLC 4.5W 865 2P G24d-1	500	4.5	220-240	6500	120	83	0.9	30000	50/60	No	929001350908
LED PLC 4.5W 840 2P G24d-1	500	4.5	220-240	4000	120	83	0.9	30000	50/60	No	929001350808
LED PLC 4.5W 830 2P G24d-1	475	4.5	220-240	3000	120	83	0.9	30000	50/60	No	929001350708

* Need to operate with EM ballast

Sensor LEDtube

Tube

Philips Sesor LEDtube is a reliable value-for-money LED lamp out of Philips Lighting portfolio, incorporated with frontier LED chips and other advanced technologies. The product helps customers to achieve over 60% energy savings and significant maintenance cost reduction by comparing to fluorescent lighting effect, and to build up green and environmental friendly image for our customers.

Features

- Integrated microwave sensor in LEDtube to provide extra 80% energy saving
- Wider beam angle for diffuse light effect in basic type of luminaires like bare batten or closed luminaires
- Enhanced efficiency (from 110 to 115 lm/W)
- CRI 80

Benefits

- Reliable operation between -20°C to 45°C ambient temperature
- 50,000 switching cycles
- Energy savings over 60%
- No mercury

Applications

- Offices
- Parking Lots
- Warehouses



Sensor LEDtube

Product specifications

Product type	Lumen	Wattage	Voltage	Color temp.	Beam angle	CRI	Power factor	Lifetime	Frequency	Order code
	lm	W	V	K	(°)	Ra	Pf	Hours	Hz	12NC
Sensor LEDtube 1200mm 1600lm 14W865 G13	1600	14	100-240	6500	240	80	0.9	30000	50/60	929001819308
Sensor LEDtube 1200mm 1600lm 14W840 G13	1600	14	100-240	4000	240	80	0.9	30000	50/60	929001819208

LED candle and lustre

Designed to enhance the aesthetic appeal of chandeliers and luminaires, these bulbs come in classical form factors with unique eye-catching lens design for the extra sparkle.



Master LEDcandle DimTone

Candle and lustre

Specially developed for chandeliers, we've upgraded our Master LEDcandle lamps to enhance the decorative and aesthetic appeal of luminaires – whether they are switched on or off. The new candles incorporate a revolutionary new shaped lens that allows the optics to radiate brilliant, clear and sparkling white LED light. The improved light quality provides consistent colour from every angle – even when dimmed in the most intimate of ambiances. What's more, the new ivory lamp colour is the perfect match for existing luminaires. The classic slender shape when used in multiple quantities will ensure the whole luminaire lights up brilliantly.

Features

- With DimTone technology
- Revolutionary new lens design
- Lifetime of 25,000 hours
- Retrofittable with existing E14 or B22 sockets
- Available in 25 W and 40 W

Benefits

- Sparkling white LED light
- Low energy consumption
- Dimmable, saving more energy

Applications

- Hotels, restaurants, bars, cafés
- Wall sconce or modern luminaire



Product specifications

Product type	Cap	Bulb shape	Lamp wattage	Replaced wattage	Color temp.	Lumen	Lifetime	CRI	Dimming	Order code
MAS LEDcandle DT 6-40W B38 B22 827 CL	B22	LED Candle	6.0	40	2200-2700	470	25,000	80	Yes	929001140802
MAS LEDcandle DT 6-40W B38 E14 827 CL	E14	LED Candle	6.0	40	2200-2700	470	25,000	80	Yes	929001140402
MAS LEDcandle DT 6-40W BA38 E14 827 CL	E14	LED Candle	6.0	40	2200-2700	470	25,000	80	Yes	929001140502
MAS LEDcandle DT 6-40W B38 B22 827 CL	B22	LED Candle	6.0	40	2200-2700	470	25,000	80	Yes	929001140802
MAS LEDcandle DT 6-40W B38 E27 827 CL	E27	LED Candle	6.0	40	2200-2700	470	25,000	80	Yes	929001157902
MAS LEDcandle DT 6-40W B38 B15 827 CL	B15	LED Candle	6.0	40	2200-2700	470	25,000	80	Yes	929001140302
MAS LEDcandle DT 4-25W B38 E14 827 CL	E14	LED Candle	4.0	25	2200-2700	250	25,000	80	Yes	929001139802
MAS LEDcandle DT 4-25W BA38 E14 827 CL	E14	LED Candle	4.0	25	2200-2700	250	25,000	80	Yes	929001139902
MAS LEDcandle DT 8-60W E14 B40 827 CL	E14	LED Candle	8.0	60	2200-2700	806	25,000	80	Yes	929001140402

Master LEDlustre DimTone

Candle and lustre

A new shape developed for chandeliers or open luminaires, the LEDlustre DimTone range gives off light all around due to its clear bulb head, enhancing the decorative appeal of all luminaires. The creatively shaped lens allow the optics to radiate brilliant, clear and sparkling white LED light that yet releases minimal heat. The improved light quality is beautiful, suitable for a variety of luminaires and open cords used often in hotels, F&B chains and in retail.

Features

- With DimTone technology
- Revolutionary new lens design
- Lifetime of 25,000 hours
- Retrofittable with existing E14 and E27 holders
- Available in 25 W and 40 W

Benefits

- Sparkling white LED light
- Low energy consumption
- Dimmable, saving more energy

Applications

- Hotels, restaurants, bars, cafés
- Chandelier, open luminaire, or glass luminaire



Product specifications

Product type	Cap	Bulb shape	Lamp wattage	Replaced wattage	Color temp.	Lumen	Lifetime	CRI	Voltage	Dimming	Order code
MAS LEDlustre DT 6-40W P48 E14 827 CL	E14	LED Lustre	6.0	40	2200-2700	470	25,000	80	220-240	Yes	929001140602
MAS LEDlustre DT 6-40W P48 E27 827 CL	E27	LED Lustre	6.0	40	2200-2700	470	25,000	80	220-240	Yes	929001140702
MAS LEDlustre DT 6-40W P48 B22 827 CL	B22	LED Lustre	6.0	40	2200-2700	470	25,000	80	220-240	Yes	929001157302
MAS LEDlustre DT 4-25W P48 E14 827 CL	E14	LED Lustre	4.0	25	2200-2700	250	25,000	80	220-240	Yes	929001140002
MAS LEDlustre DT 4-25W P48 E27 827 CL	E27	LED Lustre	4.0	25	2200-2700	250	25,000	80	220-240	Yes	929001140102
MAS LEDlustre DT 8-60W E14 P50 CL	E14	LED Lustre	8.0	60	2200-2700	806	25,000	80	220-240	Yes	929001211902

LED HID

Philips TrueForce LED lamps provide an easy LED solution with a fast payback to replace High-Intensity Discharge (HID) lamps. These lamps bring the energy efficiency and long lifetime benefits of LED to HID replacement, with a low initial investment delivering instant savings. With the right lamp size and light distribution, customers can easily retrofit TrueForce LED lamps into their existing system, thereby enhancing the light quality without having to change the fixtures or sacrifice the light effect.



TrueForce LED HighBay

HID

Philips TrueForce LED Industrial and Retail (Highbay – HPI/SON/HPL) lamps give you a quick and easy payback solution to replace HID lamps in Highbay application. The solution gives you the LED benefits of energy-efficiency and long-lifetime, plus they come for a low initial investment. Lamp design allows retrofit HID lamps with TrueForce LED lamps with no gear loss and high power factor. Multiple beam angle options and high colour rendering index enhance the lighting distribution while creating a comfortable, safe and high productivity environment.

Features

- High energy efficiency with directional light and no gear loss
- Long lifetime 25,000hrs
- Direct lamp replacement solution with high power factor
- 2 beam angles selection
- Pleasant white light with CRI 80

Benefits

- Cost saving with quick payback
- Easy adoption
- Low initial investment

Applications

- Industrial - Factories, Warehouses, Distribution centres
- Retail - Hyper markets, Shopping malls
- Others - Transportation hubs, Convention centres, Sports halls



TrueForce LED HighBay

Product specifications

Product type	Lumen	Wattage	Voltage	Color temp.	Beam angle	CRI	Power factor	Lifetime	Frequency	Dimming	Order code
	lm	W	V	K	(°)	Ra	Pf	Hours	Hz		12NC
TForce LED HPI ND 110-88W E40 840 60D	11000	88	Retrofit	4000	60	70	>0.7	50000	50/60Hz	No	929001356802
TForce LED HPI ND 110-88W E40 840 120D	11000	88	Retrofit	4000	120	70	>0.7	50000	50/60Hz	No	929001356902
TForce LED HIL ND 200-145W E40 840 60D	20000	145	Retrofit	4000	60	70	>0.7	50000	50/60Hz	No	929001357002
TForce LED HIL ND 200-145W E40 840 120D	20000	145	Retrofit	4000	120	70	>0.7	50000	50/60Hz	No	929001357102
TForce Core HB 200-160W E40 840 NB GM	20000	160	110-277	4000	70	70	>0.9	25000	50/60Hz	No	929001812408
TForce Core HB 200-160W E40 840 WB GM	20000	160	110-277	4000	130	70	>0.9	25000	50/60Hz	No	929001812508
TForce Core HB 200-160W E40 865 NB GM	20000	160	110-277	6500	70	70	>0.9	25000	50/60Hz	No	929001812608
TForce Core HB 200-160W E40 865 WB GM	20000	160	110-277	6500	130	70	>0.9	25000	50/60Hz	No	929001812708

TrueForce LED Public

HID

Philips TrueForce LED Public lamps provide an easy LED solution with a fast payback to replace High-Intensity Discharge (HID) lamps. These lamps bring the energy efficiency and long lifetime benefits of LED to HID replacement, with a low initial investment delivering instant savings. With the right lamp size and light distribution, customers can easily retrofit TrueForce LED lamps into their existing system, thereby enhancing the light quality without having to change the fixtures or sacrifice the light effect.

Features

- High energy efficiency
- Long lifetime 50,000hrs
- Same/right lamp size and lighting distribution for direct retrofit
- Direct LED replacement solution without changing the fixture
- Pleasant white light with CRI 70

Benefits

- Cost saving with short payback time
- Low initial investment
- Enhance lighting quality with easy adoption

Applications

- Public Urban - Streets, Parks, Squares
- Public Road/Area - Streets, Area



TrueForce LED Public

Product specifications

Product type	Lumen	Wattage	Voltage	Color temp.	Beam angle	CRI	Power factor	Lifetime	Frequency	Dimming	Order code
	lm	W	V	K	(°)	Ra	Pf	Hours	Hz		12NC
TForce LED HPL ND 48-33W E27 740 CL	4800	48	220-240	4000	NA	70	>0.7	50000	50/60Hz	No	929001296402
TForce LED HPL ND 44-33W E27 740 FR	4400	44	220-240	4000	NA	70	>0.7	50000	50/60Hz	No	929001296502
TForce LED HPL ND 32-25W E27 740 CL	3200	32	220-240	4000	NA	70	>0.7	50000	50/60Hz	No	929001296602
TForce LED HPL ND 29-25W E27 740 FR	2900	29	220-240	4000	NA	70	>0.7	50000	50/60Hz	No	929001296702

LED bulb

We started the journey 125 years ago. And we are more determined than ever to challenge the convention, improving the technology and how it illuminates our world.



Entry range LED bulb

Bulb

Our Philips signature entry-level LED bulb provides an instant-on, retrofit lighting solution, perfect for use in large volumes across multiple application areas. It delivers energy savings, reduces the need for regular bulb replacement, without compromising on the quality of your warm or white light. Available in E27 lamp base, and two color temperatures. Comfortable to the eye with minimal glare.

Features

- Instant start
- Simple replacement with existing sockets and fixtures
- Manufactured without any hazardous materials, making them a safe and sustainable choice

Benefits

- Minimal heat, and comfort to the eye
- No UV and IR, safe for fabric and light sensitive materials
- Easy retrofit
- Long lifetime of up to 15 years, reducing the need for maintenance

Applications

- Shops, hotels, restaurants, bars, cafés
- Galleries, museums, exhibitions, lobbies, corridors, stairwells, wash rooms, reception areas



Entry range LED bulb

Product specifications

Product type	Cap	Bulb shape	Lamp wattage	Replaced GLS wattage	Color temp.	Lumen	Lifetime	CRI	Voltage	Dimming	Order code
LEDBulb 13-100W E27 6500K 230V A60	E27	A60	13.0	100	6500	1400	15,000	80	220-240	No	929001163937
LEDBulb 13-100W E27 3000K 230V A60	E27	A60	13.0	100	3000	1400	15,000	80	220-240	No	929001162437
LEDBulb 10.5-85W E27 6500K 230V A60	E27	A60	11.0	85	6500	1055	15,000	80	220-240	No	929001163837
LEDBulb 10.5-85W E27 3000K 230V A60	E27	A60	11.0	85	3000	1055	15,000	80	220-240	No	929001162337
LEDBulb 8-70W E27 6500K 230V A60	E27	A60	8.0	70	6500	806	15,000	80	220-240	No	929001304837
LEDBulb 8-70W E27 3000K 230V A60	E27	A60	8.0	70	3000	806	15,000	80	220-240	No	929001304737
LEDBulb 6.5-60W E27 6500K 230V A60	E27	A60	7.0	60	6500	600	15,000	80	220-240	No	929001312337
LEDBulb 6.5-60W E27 3000K 230V A60	E27	A60	7.0	60	3000	600	15,000	80	220-240	No	929001312237
LEDBulb 5-50W E27 6500K 230V A60	E27	A60	5.0	50	6500	470	15,000	80	220-240	No	929001304637
LEDBulb 5-50W E27 3000K 230V A60	E27	A60	5.0	50	3000	470	15,000	80	220-240	No	929001304537

WarmGlow Dim Bulb

Bulb

Philips LEDbulb WarmGlow Dimmable deliver high quality light to ensure direct replacement of GLS bulbs in indoor application. The beam of light is free of infra-red meaning no heat is radiated, and no ultra-violet light means that fabric and items under this light won't fade.

Features

- Reliable operation between -20 °C to 45 °C ambient temperature
- Rated average life of 15,000 hours (tested to B50 L70 requirement)
- 50,000 switching cycles

Benefits

- GLS dimming lighting effect
- No Visible flickering
- No UV/IR
- Light all around

Applications

- Shops, hotels, restaurants, bars, cafés
- Galleries, museums, exhibitions, lobbies, corridors, stairwells, wash rooms, reception areas



WarmGlow Dim Bulb

Product specifications

Product type	Cap	Bulb shape	Lamp wattage	Replaced GLS wattage	Color temp.	Lumen	Lifetime	CRI	Voltage	Dimming	Order code
LEDBulb13.5-105W A67 E27 822-27 230VFR D	E27	A67	13.5	105	2700-2200K	1521	15000	80	220-240	Yes	929001352837
LEDBulb 11-85W A60 E27 822-27 230V FR D	E27	A60	11	85	2700-2200K	1055	15000	80	220-240	Yes	929001352737
LEDBulb 8.5-70W A60 E27 822-27 230V FR D	E27	A60	8.5	70	2700-2200K	806	15000	80	220-240	Yes	929001352537
LEDBulb 5.5-50W A60 E27 822-27 230V FR D	E27	A60	5.5	50	2700-2200K	470	15000	80	220-240	Yes	929001352437

Philips LEDstick

Bulb

Philips LEDstick deliver high quality light in a compact design ideal for downlights and slim luminaire applications. The compact and bright light makes it ideal for general lighting applications in the retail and hospitality industry by offering their guests a differentiating ambiance and unique experience in public areas.

Features

- All around illumination
- Up to 70% less glare*
- No visible flickering
- Eye safety of lamps compliance**

Benefits

- Over 85% energy savings
- Last up to 15 years
- Environmental friendly, no Mercury
- Low Carbon Footprint

Applications

- Elite shops
- Corridors / Stairways / Washrooms
- Lobby / Reception areas
- Hotel rooms / Bars
- Home



Product specifications

Product type	Lumen	Wattage	Voltage	Color temp.	Beam angle	CRI	Power factor	Lifetime	Frequency	Dimming	Order code
	lm	W	V	K	(°)	Ra	Pf	Hours	Hz		12NC
LEDstick 7.5W E27 3000K 1PF/12	750	7.5	220-240V	3000	360	80	>0.7	15000	50/60Hz	No	929001807107
LEDstick 7.5W E27 6500K 1PF/12	806	7.5	220-240V	6500	360	80	>0.7	15000	50/60Hz	No	929001807407
LEDstick 11W E27 3000K 1PF/12	1055	11.0	220-240V	3000	360	80	>0.7	15000	50/60Hz	No	929001807707
LEDstick 11W E27 6500K 1PF/12	1150	11.0	220-240V	6500	360	80	>0.7	15000	50/60Hz	No	929001808007

* Comparing the bulb surface brightness between Philips LEDstick and CFLi Genie.
 ** Compliance with IEC62471 photobiological safety of lamps and lamps systems.

Master LEDBulb Dimtone

Bulb

The Master LEDBulb DimTone range delivers a dimmable glow effect for a welcoming, warm atmosphere, making it ideal for general lighting applications in the hospitality segment. Its unique design radiates warm light all around, making it a bright and energy efficient alternative to the incandescent lamp. They are particularly suitable for public areas such as lobbies, corridors, stairwells, where the light is always on. Compatible with existing fixtures with E27 or B22 holder, they are designed for retrofit replacement of incandescent bulbs. Master LEDBulb DimTone delivers huge energy savings and minimizes maintenance cost without any compromise on light quality. They can be used together with most leading-edge dimmers, enabling further efficiencies while helping to create the desired atmosphere.

Features

- Dimmable
- Compatible with an extensive range of dimmers
- Warm white light
- Lifetime of 25,000 hours
- UV- and IR-free light

Benefits

- Up to 80% energy savings compared to traditional incandescent lamps
- Easy (retrofit) replacement
- Lower maintenance costs

Applications

- Hotels, restaurants, bars, cafés
- Lobbies, corridors, stairwells, reception areas



Product specifications

Product type	Cap	Bulb shape	Lamp wattage	Replaced GLS wattage	Color temp.	Lumen	Lifetime	CRI	Dimming	Order code
			W	W	K	lm	Hours	Ra		12NC
MAS LEDbulb DT 6-40W E27 A60 CL	E27	A60	6.0	40	2200-2700	470	25,000	80	Yes	929001150802
MAS LEDbulb DT 6-40W B22 A60 CL	B22	A60	6.0	40	2200-2700	470	25,000	80	Yes	929001150602
MAS LEDbulb DT 8.5-60W E27 A60 CL	E27	A60	8.5	60	2200-2700	806	25,000	80	Yes	929001150902
MAS LEDbulb DT 8.5-60W B22 A60 CL	B22	A60	8.5	60	2200-2700	806	25,000	80	Yes	929001150702
MAS LEDbulb DT 11-75W A67 E27 827 FR	E27	A60	11.0	75	2200-2700	1055	25,000	80	Yes	929001200502
MAS LEDbulb DT 11-75W A67 B22 827 FR	B22	A60	11.0	75	2200-2700	1055	25,000	80	Yes	929001200402
MAS LEDbulb DT 15-100W A67 E27 827 FR	E27	A67	15.0	100	2200-2700	1521	25,000	80	Yes	929001184402
MAS LEDbulb DT 15-100W A67 B22 827 FR	B22	A67	15.0	100	2200-2700	1521	25,000	80	Yes	929001200302

LED Deco Classic

Bulb

LED Deco Classic is the perfect LED filament bulb looking like the tungsten classic, yet giving you an estimated energy savings of 90%. It sets off beautiful, decorative, warm light in a variety of bulb shapes from the standard to the tall/balloon shape giving off a brighter and more defined, warm glow. The LED Deco Classic is ideal for installation in a variety of fixtures whether exposed or within glass shades. The bulb itself is an art form, working perfectly with modern or classic chandeliers, wall sconces and open fixtures.

Features

- A classic bulb with a modern LED twist
- Timeless shape with hardy strands of LED filament
- Available in multiple wattages

Benefits

- Energy savings estimated around 90%
- Long lifetime, unlike the old incandescent
- Instant on, little heat
- Environmentally friendly, contains no mercury

Applications

- Home: living room, bedroom
- Hospitality: restaurants, cafe and bars, hotel lobbies and guest rooms



LED Deco classic

Product specifications

Product type	Cap	Bulb shape	Lamp wattage	Replaced wattage	Color temp.	Lumen	Lifetime	CRI	Voltage	Dimming	Order code
			W	W	K	lm	Hours	Ra	V		12NC
LEDClassic 4-50W A60 E27 WW CL ND APR	E27	Filament A60	4.0	50	2700	470	15000	80	220-240	No	929001237108
LEDClassic 7-70W A60 E27 WW CL ND APR	E27	Filament A60	7.0	70	2700	806	15000	80	220-240	No	929001387318
LEDClassic 4-50W ST64 E27 WW CL ND APR	E27	Filament ST64	4.0	50	2700	470	15000	80	220-240	No	929001237308
LEDClassic 7-70W ST64 E27 WW CL ND APR	E27	Filament ST64	7.0	70	2700	806	15000	80	220-240	No	929001387618
LEDClassic 2-25W B35 E14 WW CL ND APR	E14	Filament B35	2.0	25	2700	250	15000	80	220-240	No	929001238308
LEDClassic 2-25W BA35 E14 WW CL ND APR	E14	Filament BA35	2.0	25	2700	250	15000	80	220-240	No	929001238408
LEDClassic 2-25W P45 E14 WW CL ND APR	E14	Filament P45	2.0	25	2700	250	15000	80	220-240	No	929001238608
LEDClassic 2-25W P45 E27 WW CL ND APR	E27	Filament P45	2.0	25	2700	250	15000	80	220-240	No	929001238708
LEDClassic 7-70W G93 E27 WW CL ND APR	E27	Filament G93	7.0	70	2700	806	15000	80	220-240	No	929001387918
LEDClassic 4.5-50W P45 E27 WW CL	E27	Filament P45	4.5	50	2700	470	15000	80	220-240	Yes	929001227608
LEDClassic 4.5-50W A60 E27 WW CL	E27	Filament A60	4.5	50	2700	470	15000	80	220-240	Yes	929001227908
LEDClassic 4.5-50W B35 E14 WW CL	E14	Filament B35	4.5	50	2700	470	15000	80	220-240	Yes	929001227208
LEDClassic 4.5-50W BA35 E14 WW CL	E14	Filament BA35	4.5	50	2700	470	15000	80	220-240	Yes	929001227308
LEDClassic 4.5-50W P45 E14 WW CL	E14	Filament P45	4.5	50	2700	470	15000	80	220-240	Yes	929001227408
LEDClassic 8-60W A60 E27 2200K CL-Gold	E27	Filament A60	8.0	60	<2200	600	15000	80	220-240	Yes	929001228108
LEDClassic 8-60W G120 E27 2200K CL-Gold	E27	Filament G120	8.0	60	<2200	600	15000	80	220-240	Yes	929001229108
LEDClassic 8-60W ST64 E27 2200K CL-Gold	E27	Filament ST64	8.0	60	<2200	600	15000	80	220-240	Yes	929001228908
LEDClassic 8-70W ST64 E27 WW CL-Gold	E27	Filament ST64	8.0	70	<2200	800	15000	80	220-240	Yes	929001228508
LEDClassic 8-70W A60 E27 WW CL	E27	Filament A60	8.0	70	2700	800	15000	80	220-240	Yes	929001228008
LEDClassic 8-70W G93 E27 WW CL	E27	Filament G93	8.0	70	2700	800	15000	80	220-240	Yes	929001229008
LEDClassic 8-70W ST64 E27 WW CL	E27	Filament ST64	8.0	70	2700	800	15000	80	220-240	Yes	929001228608



Scene Switch LED bulb

Bulb

The Scene Switch bulb is a revolutionary bulb that truly surprises by giving out not one but two color temperatures within a single E27 bulb form. It allows spaces to be personalized for ease and comfort by using the existing wall switch with no need of re-wiring, to simply toggle the light color from warm white at 3000K to cool daylight at 6500K at your finger tips. The result is a uniformly lit bulb that delivers glare-free light that is easy on the eyes. A hassle-free retrofit that turns on instantly, adding flexibility and more value to any luminaire with an E27 base.

Features

- Retrofit bulb with an E27 base
- 806 lumen, CCT 3000K/6500K
- CRI 80
- Lifetime 15000 hours

Benefits

- Warm white and cool day light, switchable instantly
- Unique bulb shape that gives light all around
- No hazardous material
- Versatile for all spaces

Applications

- Homes, offices and cafés
- Hotel guest rooms, spa
- Modern or classical luminaires
- Wall sconces, open fixtures



Scene Switch LED bulb

Product specifications

Product type	Cap	Bulb shape	Lamp wattage	Replaced wattage	Color temp.	Lumen	Lifetime	CRI	Voltage	Dimming	Order code
		W	W	K	lm	Hours	Ra	V		12NC	
Scene Switch A60 CCT 9.5-70W E27 3000K/6500K	E27	A60	9.5	70	3000/6500	806	15000	>80	220-240	Yes	929001140602
Scene Switch A60 3Step 9.5-70W E27 6500K	E27	A60	9.5	70	6500	806-470-150	15000	>80	220-240	Yes	929001140702
Scene Switch A60 3Step 9.5-70W E27 3000K	E27	A60	9.5	70	3000	806-470-150	15000	>80	220-240	Yes	929001157302
Scene Switch P45 2Step 7-60W E27 6500K	E27	A60	7.0	60	6500	600-150	15000	>80	220-240	Yes	929001140002
SceneSwitch A67 3S 14-100W E27 6500K	E27	A67	14.0	100	6500	1521-600-150	15000	>80	220-240	Yes	929001337007
SceneSwitch A67 3S 15-100W E27 3000K	E27	A67	15.0	100	3000	1521-600-150	15000	>80	220-240	Yes	929001337307

High Lumen LEDBulb

Bulb

High lumen LED Bulb in indoor application, even designed for a wide range of applications including damp areas. Under 220-240V, the product can deliver the best performance. And even under 90V, the bulb can be lit up, which makes it work in some unstable line voltage. LEDbulb offers up to 89% energy saving when replacing GLS and 50% when replacing a CFLi. It also has a longer lifetime of 15,000 hours (equivalent to 15years if lit 2.7 hours per day across 365 days) conditions.

Features

- Form factor is designed as a direct retrofit into high lumen LED bulbs at A75, A95, A110 and A125 shape
- Rugged plastic design

Benefits

- Long lifetime of 15,000 hours (F50L70)
- Up to 89% energy savings when replacing a GLS (50% when replacing a CFLi)
- Designed for a wide range of applications including damp areas
- Lit up under 90V line voltage. And best performance is delivered under 220V-240V

Applications

- Logic center
- Factory
- Car parking
- Convenience store
- Public space
- Garden lighting
- Wet market



High Lumen LEDBulb

Product specifications

Product type	Lumen	Wattage	Voltage	Color temp.	Beam angle	CRI	Power factor	Lifetime	Frequency	Dimming	Order code
	lm	W	V	K	(°)	Ra	Pf	Hours	Hz		12NC
LEDBulb 14.5-120W E27 3000K 230V A67 APR	1800	14.5	220-240	3000	150	70	>0.7	10000	50/60	No	929001355008
LEDBulb 14.5-120W E27 6500K 230V A67 APR	1800	14.5	220-240	6500	150	70	>0.7	10000	50/60	No	929001355208
LEDBulb 19-160W E27 6500K 230V A80 APR	2300	19.0	220-240	6500	150	70	>0.7	10000	50/60	No	929001355408
LEDBulb 27-200W E27 6500K 230V A110 APR	3000	27.0	220-240	6500	150	70	>0.7	10000	50/60	No	929001355608
LEDBulb 33W E27 6500K 230V A110 APR	4000	33.0	220-240	6500	150	70	>0.7	10000	50/60	No	929001355708
LEDBulb 40W E27 6500K 230V A130 APR	5000	40.0	220-240	6500	150	70	>0.7	10000	50/60	No	929001355808
LEDBulb 40W E40 6500K 230V A130 APR	5000	40.0	220-240	6500	150	70	>0.7	10000	50/60	No	929001355908

LED Deco Classic

A well-loved classic with a modern LED twist

Retro and classy, yet it saves you a good 90% in energy consumption. Perfect for decorative lighting for hotels, restaurants and other creative spaces, this is the answer to a final replacement of the incandescent or tungsten equivalent. The long, elegant yet hardy strands of LED filaments gives out refined and defined warm light that cannot be distinguished from the traditional bulbs.

Application notes:

- Operating temperatures: -20°C to 40°C ambient
- Designed for indoor application only
- Not intended for use as exit lights/emergency lights
- For indoor application in open luminaires/fixtures





Visit our website

for more product information
and useful downloads.

www.lighting.philips.com.sg/oem-asia

Legend technical specifications	Symbol	Definition
Backwards compatible		Workable with an older product or technology
Beam angle	(°)	Exit angle of the light beam
Central beam candela		Power emitted by a light source in a particular direction. A common candle emits light with a luminous intensity of roughly one candela
Chip on board	COB	Refers to the semiconductor assembly technology where the microchip or die is directly mounted on and electrically connected to its final circuit board, instead of undergoing traditional assembly or packaging as an individual IC.
Correlated color temperature	K	CCT; describes whether white light appears warm (reddish), neutral or cool (bluish)
Color rendering index	Ra	CRI; the ability to reproduce the colors of various objects faithfully in reference to an ideal light source
Color consistency (initial)	SDCM	Standard Deviation of color-matching; describing the difference between two colors. E.g. a difference of 1-3 SDCM is virtually imperceptible; a difference of 4 or more is readily visible
Dimmable average lifetime 10% failure	hrs	Lifetime in hours, defined by reaching 10% failures (ie. 90% survivors) when dimmed
Dimming range	%	Dimming range in which the system will perform as specified
Driver power factor	%	Indicating how effective the driver converts electric current to useful power output
Efficiency range max load		Efficiency when operating at maximum power (non-dimmed)
EOC code		European Order Code
Frequency	Hz	The number of oscillations in one second. Measured in Hertz (Hz).
Housing color		Color of housing
Input Voltage	V	Voltage required as input for the product
IP Classification		Ingress protection defined in terms of object size and water beam protected against
Inrush current peak		The highest current at which the capacitive components operate
Lifetime	hrs	Lifetime in hours, associated with specific conditions (e.g. lumen maintenance, Tc, failure)
Lifetime 10% failure	hrs	Lifetime in hours, defined by reaching 10% failures (ie. 90% survivors) for a population
Light output	lm	Output of luminous flux
Lumen maintenance @ 50 k hrs	%	% of the original lumen flux remaining after indicated (life-)time for a defined population; e.g. B50/L70 indicates 50% of the population retaining 70% of the original light output
Luminous Flux	lm	Total energy emitted by a light source across the visible wavelengths of light
Module efficacy	lm/W	Efficiency module; lumen output per watt input
Module power	W	Energy required to operate the module
Module temperature control		Protective feature where the driver is regulating down the module power when a certain critical temperature of the module is passed
Passive cooling		Cooling without power consumption
Power factor	Pf	Indicating how effective the driver converts electric current to useful power output
Relative Humidity	%	Portion of water vapor in a mixture of air and water vapor
System efficacy	lm/W	Efficiency module + driver
System power	W	Energy required to operate the system
Tc life driver	°C	Temperature of indicated point on the product on which the lifetime is based
Tc life module	°C	Temperature of indicated point on the product on which the lifetime is based
Total harmonic distortion	%	Indication of the influence of the lighting products on frequencies of other equipment
Zhaga		Zhaga is an industry-wide cooperation between companies aimed at enabling the interchangeability of LED light sources made by different manufacturers

