

A SURVEY OF SOUTHERN BAPTIST PROGRESS

**REVIEW**  
*Quarterly*  
JULY • AUGUST • SEPTEMBER 1962

**1962 SOUTHERN BAPTIST HANDBOOK**

## Great Christian leaders have praised Matthew Henry's Commentary . . . and so will you!

*"The greatest devotional commentary ever written."*

—Wilbur M. Smith

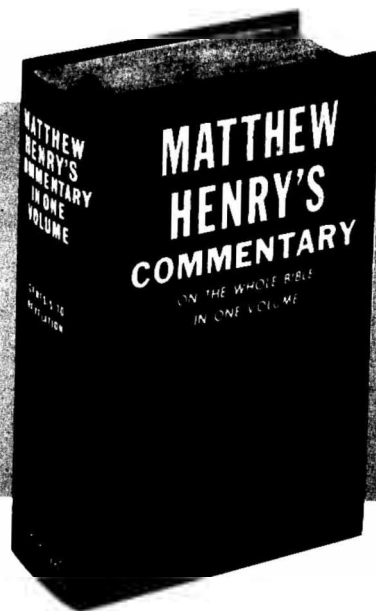
*"Instructive to all . . . glittering with metaphors, rich in analogies, overflowing with illustrations."*

—C. H. Spurgeon

*"One of the great theological classics of English literature."*

—F. F. Bruce

Now in one handy volume . . . all that is best and most useful in Matthew Henry's monumental work. As relevant today as ever. (12) **\$9.95**



### ORDER FROM YOUR BAPTIST BOOK STORE

Use the handy coupon inside the back cover.  
It's for your ordering convenience.

## The Quarterly REVIEW

the survey

THIRD QUARTER  
1962

Volume 22 Number 3

Editor

J. P. EDMUNDS

Associate Editor

MARTIN B. BRADLEY

Contributing Editors

DAVIS C. WOOLLEY

E. ODELL CROWE

AL CRAWFORD

The following additional members of the Research and Statistics Department staff contributed to this special issue: Jesse Williams, chert editor; Robert Orriff, Ras B. Robinson, Mrs. Margaret Anderson, Virginia Burrow, Mrs. Marjorie Gibson, Evelyn Hoppers, Mrs. Elizabeth Hoyie, and Mary Alice Wright.

The QUARTERLY REVIEW is published quarterly by The Sunday School Board of the Southern Baptist Convention, 121 Ninth Avenue, North, Nashville 2, Tennessee; James L. Sullivan, Executive Secretary-Treasurer; Clifton J. Allen, Editorial Secretary; W. L. Howze, Director, Education Division; Herman F. Burns, Art Director. Printed in the U.S.A.

Annual individual subscription \$2.50; quarterly, 41 cents

The QUARTERLY REVIEW, copyright © 1962 by The Sunday School Board of the Southern Baptist Convention, is fully protected by this copyright, and nothing that appears in it may be reprinted, either wholly or in part, without special permission from the copyright owner.

Second-class postage paid at Nashville, Tennessee.

The year 1961 may well go down in history as our greatest year of scientific achievements. If we had not been on the scene to witness these achievements, we would have had good reason to doubt many of them.

"Only man among the creatures of the earth," wrote Justice Oliver Wendell Holmes, Jr., "strives to penetrate the unknown and to understand the unknowable."

In compiling this volume, the editors have not tried to "penetrate the unknown" but rather to record the events and the achievements of a vibrant denomination. While these achievements have not been as spectacular as our nation's scientific achievements, they have been, in God's sight, more important for we have been about the Master's business.

With Southern Baptists, then, 1961 was a year of great achievements. Some very important trends may be noted.

Baptisms, always a spiritual barometer, were on the increase. The Sunday school growth rate curve turned upward again—a healthy sign. All of the church organizations, except one, reported gains over the preceding year. Total gifts exceeded for the first time a half-billion dollars, while mission gifts reached an all-time high. Church property value increased almost \$200 million. While no one would claim that we did our best, the record of 1961 was, nevertheless, a gratifying one. We are humbled by God's continued blessings upon our denomination, yet conscious of our shortcomings, and challenged by the seriousness of the hour in which we live.

This volume is the result of the teamwork of many people—church clerks, associational workers, state workers, our department staff, and many others. To all we record our heartfelt thanks.

THE EDITOR

## CONTENTS

Section I—Baptist High Lights	
Section II—The World of Religion	
Section III—Facts of Interest	
Section IV—Baptist Directories	

### SUBJECT INDEX

#### A

Additions by Letter, Southern Baptist Churches	11
Additions by Letter, Number Churches Reporting, by State and Location	12-13
Aged, Southern Baptist Homes for the	53
American Baptist Seminary, Directory	80
Annuity Board, Directory	76
Annuity Board's Protection Plan	16
Arrests, Persons Under 18 Years of Age	72
Assemblies, Baptist State	88

#### B

Baptisms, Number Churches Reporting, by State and Location	12-13
Baptisms, Ratio to Membership	11
Baptisms, Southern Baptist Churches, by Location	11
Baptisms, Southern Baptist Churches, by Years, 1845-1961	54-55
Baptist Joint Public Affairs Committee, Directory	90
Baptist World Alliance, Directory	91
Baptist World Statistics	57-59
Births, United States, 1950-1961	65
Book Store, Directory	77
Brotherhood Commission, Directory	81
Brotherhood, Number Churches Reporting, by State and Location	12-13
Brotherhood, Survey of Men	30
Brotherhood Enrolment, Southern Baptist Churches, by Location	31
Brotherhood Enrolment, Southern Baptist by Years, 1942-1961	54-55
BSU Chart	46

#### C

Carver School of Missions and Social Work, Directory	91
Census, High Lights of 1960	66
Children's Homes, Southern Baptist Convention	52
Choir Enrolment, Southern Baptist Churches, by Location	32
Choir, Number Churches Reporting, by State and Location	12-13
Christian Groups in United States, Directory	63-64
Christian Life Commission, Directory	81
Church Debt, Number Churches Reporting, by State and Location	12-13
Church Debt, SBC, by Location, and State	39
Church Membership, Southern Baptist, by Location	18
Church Study Course Awards	33
Church Property Value, SBC, by Location, 1961-1960	38
Church Property Value, by Years, 1845-1961	55
Churches, SBC, by Location, Number of	14
Churches, SBC, by Size of Membership, Number of	17
Churches, SBC, by Number of Services	15
Churches, SBC, Number by Years, 1845-1961	54-55
Churches, Number by Size of Sunday School Enrolment	21
Churches in Training	26
Churches, Summary of Southern Baptist, by States	9
College Enrolment and Costs	70
Colleges and Schools, Southern Baptist	48-51
Cooperative Program Contributions Received	41
Cooperative Program Receipts, Distribution of	42

#### D

Debt, Church, SBC, by State and Location	39
Debt, Number Churches Reporting, by State and Location	12-13
Denominations, Fastest Growing in the U.S.	63
Digest, SBC Statistics, 1961	7
Divorces, 1950-1961	66

#### E

Education Commission, Directory	81
Executive Committee of the Southern Baptist Convention, Directory	73

#### F

Families, Characteristics, 1960	68
Financial Reports from Religious Bodies	62
Foreign Missions	37
Foreign Mission Board, Directory	73-74
Foundation, Southern Baptist, Directory	90

#### G

Gifts, Mission, Southern Baptist Churches, by Location	36
Gifts, Mission, Number Churches Reporting, by State and Location	12-13
Gifts, Mission, Southern Baptist, by Years, 1845-1961	54-55
Gifts, Mission, Per Capita, by Location	36
Gifts, Total, Per Capita, Southern Baptist Convention by States and Location	35
Gifts, Total, Number Churches Reporting, by State and Location	12-13
Gifts, Total, Southern Baptist Churches, by Location	35
Gifts, Total, Southern Baptist, by Years, 1845-1961	54-55
Giving, Southern Baptist	34
Growth, Ten Years of	8

#### H

Historical Commission, Directory	81
Home Mission Board, Directory	75
Home Missions	37
Hospitals, Southern Baptist, Directory	90
Hospital, Southern Baptist, Program	56
Hospitals, Southern Baptist, Statistical Information	43-45

#### I

Income, Personal, Per Capita	70
------------------------------	----

#### J

Juvenile Delinquency	72
----------------------	----

#### M

Marriages, United States, 1950-1961	65
Membership, Southern Baptist Churches, by Location	18
Membership, Southern Baptist Churches, by Years, 1845-1961	54-55
Membership Statistics of Larger Religious Bodies in the United States	60
Membership Strength of Denominations in United States	61
Membership Strength of Protestant Denominations	61
Membership Trends, Southern Baptist	19

#### O

Officers of the Convention	73
Older Americans, Facts on	89

Papers and Periodicals, Convention-wide	91-92
Papers, State Baptist	97
Pastors, Number Churches Reporting, by State and Location	12-18
Pastor's Salary, Average, Full-time	56
Population, Age, 1961-1970	87
Population, Race	87
Population, Mobility of Civilian	87
Population, Sixty-five and over	89
Population and Southern Baptist Sunday School Enrolment by State and Department	24-25
Property Value, Southern Baptist Churches, by Location	38
Property Value, Southern Baptist Churches, by Years, 1845-1961	54-55
Protection Plan, Southern Baptist Participation in	16

R

Radio and Television Commission, Directory	81
Ranking of SBC States According to Per Cent Net Gain by Item	10
Receipts and Distribution of Mission Benevolence Funds by State Conventions	40
Record of Southern Baptist Churches, 1961-1960	7
Religions of the World	57
Religious Bodies, Financial Reports	62

S

Schools and Colleges, Southern Baptist	49-51
Seminaries, Directorias	82-89
Seminaries, Southern Baptist, Statistical Information	49, 51
Southern Baptist Convention, Officers and Dates of the Convention	78
State Conventions, Headquarters, and State Officers	94-96
State Conventions, Meeting Places, and Dates, 1962	88
Stewardship Commission, Directory	82
Student Work, Summary of Southern Baptist	46-47
Summary of Southern Baptist Churches by States	9
Sunday School Board, Directory	76-80
Sunday School Board Periodical Circulation	38
Sunday School Chart	28
Sunday School Enrolment, Number of Churches by Size of	21
Sunday School Enrolment by Years, 1845-1961	54-55
Sunday School Enrolment, Southern Baptist Churches, by Location	22
Sunday School Enrolment by States and Departments	24-25
Sunday School Enrolment of Larger Religious Bodies in the U. S.	60
Sunday Schools, Number Churches Reporting, by State and Location	12-13

T

Training Union Enrolment by Departments	24
Training Union Enrolment, Southern Baptist Churches, by Location	27
Training Union Enrolment, Southern Baptist, by Years, 1845-1961	54-55
Training Union, Number Churches Reporting, by State and Location	12-13

V

Vacation Bible School Enrolment, Southern Baptist, by Years	54-55
Vacation Bible School, Number Churches Reporting, by State and Location	12-18
Vacation Bible School Report, 1961	20

W

Woman's Missionary Union, Directory	80
WMU, Number Churches Reporting, by State and Location	12-13
WMU, Enrolment, Southern Baptist Churches, by Location	29
WMU, Enrolment, Southern Baptist, by Years, 1845-1961	54-55
WMU, Review of	28

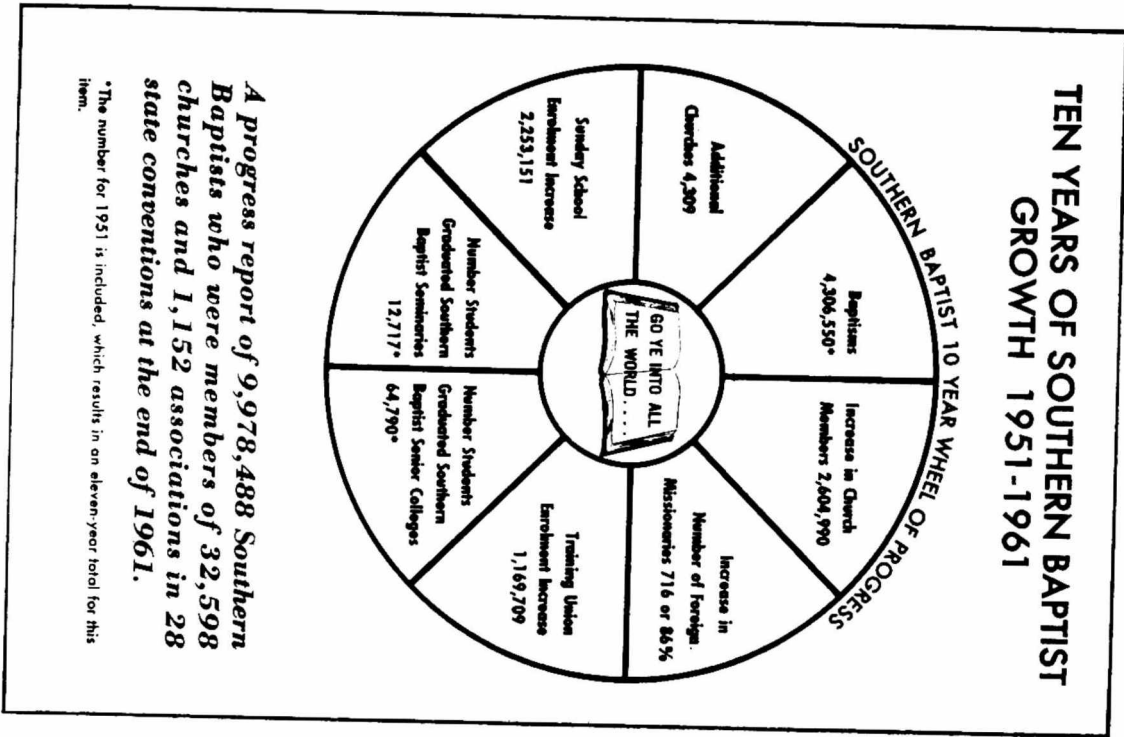
SECTION I

# Baptist High Lights

## THE RECORD OF SOUTHERN BAPTIST CHURCHES — 1961-1960

	1961	1960	Gain or Loss	% Gain or Loss
State Conventions	20	20	0	0.0
Associations	1,133	1,134	-1	-0.1
Ministers (ordained)	38,900	34,147	4,753	13.9
Active Pastors	30,000	29,200	800	2.7
Churches with Pastors	26,784	26,204	580	2.2
<b>CHURCHES AND MEMBERSHIP</b>				
Churches	32,866	32,261	605	1.9
Nonresident Members	2,716,741	2,478,047	238,694	9.7
Resident Members	7,981,747	7,981,644	103	0.0
Total Membership	9,678,488	9,721,691	-43,203	-0.4
Churches with Baptisms	27,472	27,318	154	0.6
Baptisms	402,214	388,499	13,715	3.5
Ratio to Membership	1 in 23.8	1 in 25.3	1.5	0.6
Additions by Letter	674,648	609,851	64,797	10.6
Open Country Churches	14,424	14,448	-24	-0.2
Village (under 500 pop.)	4,248	4,468	-220	-5.1
Town (500-2,499 pop.)	3,700	3,767	-67	-1.8
City (2,500 and more pop.)	2,926	2,827	99	3.5
Quarter-Time Franchising	710	654	56	8.6
Three-Quarter-Time Franchising	186	201	-15	-7.8
Full-Time Franchising	27,244	26,811	433	1.6
<b>SUNDAY SCHOOLS</b>				
Churches with Sunday Schools	33,185	31,745	1,440	4.5
Sunday School Enrolment	7,505,648	7,362,888	142,760	1.9
Vacation Bible School Enrolment	3,068,721	3,004,730	63,991	2.1
<b>TRAINING UNIONS</b>				
Churches with Training Unions	25,868	25,084	784	3.1
Training Union Enrolment	2,734,886	2,664,730	70,156	2.6
<b>WOMAN'S MISSIONARY UNIONS</b>				
Churches with Organizations	23,842	23,408	434	1.8
Enrolments of All Organizations	1,426,624	1,484,808	-58,184	-3.9
<b>BROTHERHOODS</b>				
Churches with Brotherhoods	17,680	17,588	92	0.5
Brotherhood and R.A. Enrolments	628,067	618,105	9,962	1.6
<b>CHOIR</b>				
Churches Reporting a Choir Enrolment	13,637	11,846	1,791	15.1
Choir Enrolment	713,104	646,990	66,114	10.2
<b>OFFERS</b>				
Total Offer	\$61,301,714	\$60,808,973	\$492,741	0.8
The United Total Offer	50,241	49,200	1,041	2.1
Missions and Stewardships	84,484,000	81,924,900	2,559,100	3.1
Our People Missions and Stewardships	50,612,007	48,685,994	1,926,013	3.9
Cooperative Program Receipts Reported by Churches	17,998,147	17,470,801	527,346	3.0
Cooperative Program Receipts Going to S.B.C. Causes	31,463	31,383	80	0.3
Churches Giving to Missions	1,426,214	1,408,226	17,988	1.3
Number Titlers				
<b>CHURCH PROPERTY</b>				
Churches Reporting Property	51,488	51,488	0	0.0
Total Value Church Property	\$3,225,176,418	\$3,204,881,866	\$20,294,552	0.6
Churches With Pastor's Home	16,412	16,148	264	1.6
Church Debt	\$ 473,220,000.00	\$ 438,293,600.00	\$ 34,926,400.00	8.0
<b>MISCELLANEOUS</b>				
Churches with State Paper to Budget	14,838	13,780	1,058	7.7
Churches participating in Annually Board Protection Plan	12,088	12,874	-786	-6.1
Total Amt. of Pastors Salaries	\$ 97,386,320	\$ 93,906,610	\$ 3,479,710	3.7





*A progress report of 9,978,488 Southern Baptists who were members of 32,598 churches and 1,152 associations in 28 state conventions at the end of 1961.*

### SUMMARY OF SOUTHERN BAPTIST CHURCHES, BY STATE CONVENTIONS, 1961

S.B.C. and States	Associations	Churches	Baptists	Additions by Letter	Total Membership	S.S. Enrollment	V.S.S. Enrollment	T.U. Enrollment	W.M.U. Enrollment	Brotherhood and R.A. Enrollment	Choir Enrollment	Value Church Property	Church Debt	Total Gifts	Total Mission Gifts
<b>S.B.C.</b>	<b>1,152</b>	<b>32,598</b>	<b>402,318</b>	<b>874,848</b>	<b>9,978,488</b>	<b>7,508,846</b>	<b>3,068,721</b>	<b>2,724,369</b>	<b>1,496,634</b>	<b>628,087</b>	<b>718,104</b>	<b>63,386,178,418</b>	<b>6478,220,000</b>	<b>9,901,301,714</b>	<b>684,684,684</b>
Alabama	76	2,804	28,037	38,518	727,134	622,923	266,760	232,699	110,391	44,782	49,829	181,286,168	24,096,000	23,480,387	8,316,881
Alaska	4	37	682	1,237	8,888	8,187	4,014	3,799	1,041	609	683	3,134,080	618,000	479,188	80,188
Arizona	19	209	3,678	8,492	49,879	43,288	22,311	18,803	8,816	4,404	3,909	18,141,811	3,347,000	3,381,879	431,789
Arkansas	44	1,138	11,787	17,842	310,804	218,137	98,600	96,028	38,136	18,443	30,959	64,800,878	9,823,000	14,383,878	3,488,881
California	28	741	11,947	10,689	198,011	182,963	99,918	67,090	28,482	13,874	11,706	30,146,247	18,797,000	10,866,194	1,213,488
Colorado	17	160	2,568	5,280	21,230	27,864	14,354	12,888	6,148	3,638	1,780	4,210,000	2,004,000	3,004,313	340,818
D.C.	3	34	1,538	1,761	38,086	28,054	7,848	6,696	4,488	1,863	3,377	19,868,073	4,864,000	3,308,804	888,087
Florida	46	1,289	29,211	41,162	811,071	412,283	182,072	180,493	78,172	34,860	46,349	128,981,914	29,886,000	26,544,888	4,198,280
Georgia	94	2,937	34,180	42,238	901,914	634,538	289,819	230,814	138,848	63,383	68,841	304,524,119	38,378,000	40,748,088	8,782,774
Hawaii	8	24	464	887	6,088	6,088	9,391	3,841	2,734	1,646	897	3,074,080	638,000	488,887	68,674
Illinois	25	817	7,346	7,329	156,804	129,630	60,147	42,880	22,748	9,508	4,081	33,343,832	8,111,000	7,574,897	1,148,938
Indiana	6	148	2,335	2,679	38,738	30,636	13,194	11,504	6,314	3,004	1,489	7,506,804	3,678,000	1,634,288	173,314
Iowa	13	184	2,831	4,068	32,141	32,034	18,813	18,208	8,613	3,368	3,223	8,633,993	3,644,000	3,198,084	290,884
Kentucky	81	2,182	20,917	22,306	628,494	426,317	168,184	128,660	73,914	27,846	28,586	117,181,817	17,628,000	24,464,774	4,132,818
Louisiana	60	1,268	18,986	28,750	411,190	288,724	133,924	139,066	68,646	28,191	31,305	109,632,147	22,210,000	22,328,094	3,472,841
Maryland	8	181	3,625	4,306	60,488	57,664	24,788	17,154	10,712	4,887	5,083	22,127,798	8,823,000	4,148,134	618,610
Michigan	7	100	1,624	1,909	19,009	17,962	7,809	7,830	3,430	1,983	1,474	8,018,861	1,854,000	3,118,783	129,778
Minnesota	78	1,820	18,878	26,336	418,396	318,244	141,484	144,874	63,872	28,623	38,637	101,817,863	18,018,000	21,823,887	2,762,717
Missouri	89	1,736	18,678	22,830	488,834	389,800	148,929	110,081	78,308	38,688	29,243	189,889,887	33,847,000	22,834,813	4,857,157
New Mexico	18	248	4,277	8,733	84,184	83,184	31,720	26,211	11,841	6,114	5,033	20,388,637	4,630,000	4,676,463	843,983
North Carolina	80	3,338	32,039	32,399	923,297	777,917	298,886	190,041	173,017	61,446	73,629	228,297,884	30,711,000	48,108,771	7,838,638
Ohio	14	344	4,919	8,653	41,830	48,580	28,414	18,484	8,520	3,447	2,868	13,284,486	4,997,000	3,928,410	810,840
Oklahoma	41	1,222	18,810	29,138	478,178	323,082	127,779	133,811	64,328	38,824	30,811	88,528,411	20,688,000	22,687,478	3,881,881
Oregon-Wash.	43	1,174	1,882	2,988	24,828	27,748	14,338	13,612	6,847	2,187	1,886	7,288,866	3,876,000	1,808,119	318,680
South Carolina	43	1,463	17,783	22,814	810,102	684,480	183,734	147,863	118,730	40,847	48,868	183,632,608	18,852,000	27,784,814	4,088,180
Tennessee	87	2,876	30,501	38,881	782,800	656,486	220,486	201,156	93,800	88,008	80,481	167,989,638	24,231,000	34,284,888	3,388,848
Texas	122	2,886	50,841	124,886	1,886,448	1,171,231	480,801	482,300	201,739	108,686	118,089	488,682,168	88,887,000	81,748,841	14,888,881
Virginia	61	1,888	17,288	17,488	472,733	402,349	148,268	80,287	108,878	39,379	40,882	130,361,081	29,428,000	38,328,888	4,788,888

RANKING OF S.B.C. STATES ACCORDING TO PER CENT CHANGE BY ITEM, 1961 OVER 1960

State Conventions Organized Before 1960	Number of Churches	Total Membership	S.S. Enrol.	V.S.S. Enrol.	T.U. Enrol.	W.M.U. Enrol.	Brother-Hood Enrol.	Church Property	Mission Gifts	Total Gifts	Pastor's Salary	Total of Item Funds	Overall Total 1961
Alabama	2,824	7	8	13	6	7	14	10	1	10	8	84	8
Arkansas	1,163	12	9	13	13	14	18	17	3	3	18	107	14
District of Columbia	64	18	18	17	18	18	6	16	3	3	18	107	17
Florida	1,259	2	3	9	3	4	3	6	10	18	2	134	2
Georgia	2,827	14	7	11	9	7	11	6	9	7	4	104	11
Illinois	817	4	2	15	2	3	5	7	13	5	3	59	3
Kentucky	2,182	17	16	14	8	15	17	18	18	16	17	166	18
Louisiana	1,285	8	10	12	11	6	16	2	4	8	13	80	6
Michigan	1,101	11	1	12	1	1	13	11	7	2	1	67	8
Mississippi	1,520	15	5	18	5	12	13	11	9	2	1	97	8
Missouri	1,739	10	12	7	12	5	10	3	12	13	15	99	9
New Mexico	249	3	17	8	1	2	4	4	14	17	16	99	10
North Carolina	3,328	13	13	10	16	19	12	13	15	17	18	111	12
Ohio	1,483	16	11	16	7	11	7	9	12	13	10	101	13
South Carolina	1,483	16	11	16	7	11	7	9	12	13	10	101	13
Tennessee	2,676	5	4	4	4	9	8	12	11	6	11	74	4
Texas	3,880	11	15	3	14	13	15	18	16	14	14	180	16
Virginia	1,366	6	14	5	15	10	4	8	10	15	5	92	7
Alaska	27	9	5	6	3	5	10	10	7	0	8	63	7
Arizona	206	5	8	1	5	5	8	5	10	10	8	67	8
California	741	9	10	8	9	8	8	9	6	6	9	82	10
Colorado	100	2	1	3	4	6	6	9	1	1	6	38	8
Hawaii	21	6	8	10	10	10	9	4	2	7	10	76	9
Indiana	148	4	4	9	2	2	3	1	5	3	1	32	2
Iowa	158	7	7	7	6	3	3	7	4	4	4	56	6
Kansas	100	1	3	4	6	3	4	3	10	5	3	42	4
Michigan	244	3	2	2	4	4	4	2	3	2	2	23	4
Ohio	174	10	9	5	1	9	7	6	6	6	7	74	8
Oregon-Washington													

\* Where the Arizona convention was organized in 1959 it is included with eastern and western states in field inter-congregational groups.

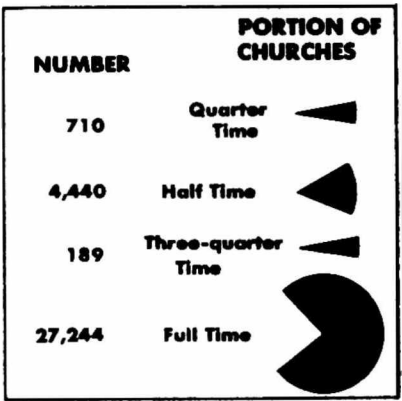

ADDITIONS BY LETTER, BAPTISM—SOUTHERN BAPTIST CHURCHES, BY LOCATION—1961-1960

S.B.C. and States	Total					Open Country			
	Additions By Letter 1961	Members 1961	Baptisms 1960	Members % Gain	Ratio Bapt. To Memb.	Letter 1961	Members 1961	Bapt. % Gain	Ratio Bapt. To Memb.
S.B.C.	574,848	408,219	386,486	4.4	1:24.7	34,166	92,929	4.9	1:27.4
Alabama	26,549	28,837	27,689	4.7	26.1	8,170	9,816	5.9	27.8
Alaska	1,337	692	688	12.3	18.1	1	1	-76.8	8.7
Arizona	4,423	3,673	3,147	14.9	19.6	81	81	-28.0	18.9
Arkansas	17,043	13,787	14,858	8.6	54.3	3,940	2,050	6.3	29.3
California	19,689	11,947	11,856	8.2	14.1	176	249	13.3	13.3
Colorado	3,360	3,868	3,244	16.0	16.3				
District of Columbia	1,781	1,689	2,810	1.7	23.9				
Florida	41,163	36,311	26,317	19.4	19.3	4,354	5,973	7.1	17.1
Georgia	43,220	34,189	33,226	2.3	20.4	9,329	11,028	8	28.8
Hawaii	667	464	408	13.4	13.1				
Illinois	7,239	7,248	7,139	1	31.3	745	683	-2.1	31.3
Indiana	3,679	3,336	2,346	14.3	17.9	129	149	-14.1	12.8
Iowa	4,086	3,821	3,482	2.4	13.1	32	109	12.6	6.9
Kansas	22,195	30,617	31,223	-1.4	20.8	4,389	4,841	-3.8	23.7
Kentucky	26,790	18,983	18,874	6.9	24.3	4,344	4,132	2.4	26.9
Louisiana									
Maryland	4,298	3,838	3,165	11.4	17.9	207	236	-3.9	18.1
Michigan	1,900	1,629	1,432	14.3	11.7	146	89	13.7	10.3
Mississippi	29,136	16,873	16,284	1.1	39.7	6,888	6,942	4.9	36.4
Missouri	23,639	18,873	17,862	6.1	34.4	3,629	3,169	8.7	28.7
New Mexico	6,738	4,372	4,024	6.8	19.7	817	211	33.7	16.5
North Carolina	33,399	23,839	29,649	7.0	28.6	10,239	14,217	4.8	28.8
Ohio	4,086	4,619	4,999	23.3	6.4	131	137	14.0	7.9
Oklahoma	26,156	16,810	16,229	3.9	26.1	1,796	1,874	-4.4	24.7
Oregon-Washington	3,695	1,862	1,788	-5	13.8	18	18	-44.4	24.9
South Carolina	23,614	17,783	17,808	3	28.7	4,343	4,476	3.4	28.8
Tennessee	36,881	20,891	28,897	6.1	28.7	6,948	10,387	13.1	29.4
Texas	134,886	80,641	66,777	1.1	27.4	6,028	4,871	-9	28.8
Virginia	17,464	17,266	17,282	-3	37.4	2,777	4,736	6.1	27.4

S.B.C. and States	Village				Town				City				
	Letter 1961	Bapt. 1961	Bapt. % Gain	Ratio Bapt. To Memb.	Letter 1961	Bapt. 1961	Bapt. % Gain	Ratio Bapt. To Memb.	Letter 1961	Bapt. 1961	Bapt. % Gain	Ratio Bapt. To Memb.	
S.B.C.	30,238	28,194	3.4	1:26.9	66,194	49,698	3.6	1:34.9	409,060	238,273	6.1	1:33.6	
Alabama	3,043	3,043	4.5	32.0	3,843	3,818	4.0	25.2	22,703	14,663	9.0	34.6	
Alaska	94	41	166.3	8.8	89	78	21.6	6.4	1,068	334	14.8	11.0	
Arizona	147	99	11.2	14.4	294	269	20.9	15.9	6,876	2,269	22.8	18.8	
Arkansas	1,338	2,811	17.3	21.7	1,366	2,118	19.5	34.8	11,313	6,081	3.1	36.8	
California	129	144	-8.2	10.2	1,198	986	-22.8	13.0	18,296	10,878	8.6	16.9	
Colorado	73	49	81.9	14.4	283	309	4.1	9.8	4,396	2,315	14.3	10.2	
District of Columbia													
Florida	1,271	1,139	-9.4	19.7	4,081	3,176	-6.9	17.1	21,436	16,941	13.8	16.3	
Georgia	2,127	2,122	-0.4	27.2	8,222	8,237	3	37.3	26,350	17,721	3.6	26.8	
Hawaii					74	32	-6.9	11.0	793	429	15.5	18.8	
Illinois	583	736	8.7	23.9	1,198	1,190	-0.4	31.6	5,244	4,329	6.0	18.7	
Indiana	119	89	-25.8	12.9	150	172	14.7	8	2,222	1,882	8.2	15.4	
Iowa	88	74	-16.1	14.5	294	239	-18.7	16.4	8,892	2,109	8.8	13.0	
Kansas	1,862	2,470	-2.0	39.9	3,641	3,004	9.8	27.2	12,688	6,882	-2.7	28.3	
Kentucky	1,849	974	-9.9	38.0	3,788	1,981	18.0	23.2	19,798	9,938	7.4	21.6	
Louisiana													
Maryland	369	367	-0.6	13.4	336	448	13.3	11.6	3,819	3,477	11.8	19.6	
Michigan					65	114	14.6	7.4	1,842	1,423	14.2	15.1	
Mississippi	3,037	1,848	-14.1	32.6	4,027	3,335	-2.0	30.4	13,686	6,633	4.6	26.9	
Missouri	2,242	2,881	12.7	24.9	6,826	8,376	10.5	23.7	14,212	8,750	3.5	33.3	
New Mexico	613	226	-12.1	21.0	738	408	-1.7	19.9	7,277	3,429	7.9	19.7	
North Carolina	3,056	3,177	-2	36.4	2,897	3,444	2.3	36.7	18,381	13,381	0.7	28.8	
Ohio	1,049	1,077	54.10	10.6	910	914	-31.6	8.1	4,909	3,531	24.4	5.4	
Oklahoma	1,049	1,077	-5	32.1	3,889	3,967	-1	25	31,791	12,083	3.3	38.1	
Oregon-Washington	80	21	-48.8	20.0	287	237	-18.1	12	6,439	3,829	4.8	13.8	
South Carolina	1,184	1,028	-7	28.8	3,629	3,129	-8.6	21	15,646	8,196	-2.4	28.1	
Tennessee	1,280	3,220	3.4	34.7	8,023	2,667	-7.4	26	22,197	14,787	6.6	26.8	
Texas	4,379	3,269	-8.8	30.4	18,918	6,671	-1.1	36	100,644	48,411	-1	28.8	
Virginia	1,268	1,491	8.8	35.8	1,647	3,199	6.8	33	11,748	6,019	-8.6	28.7	



# CHURCHES BY LOCATION 1961



# CHURCHES BY NUMBER OF SERVICES 1961

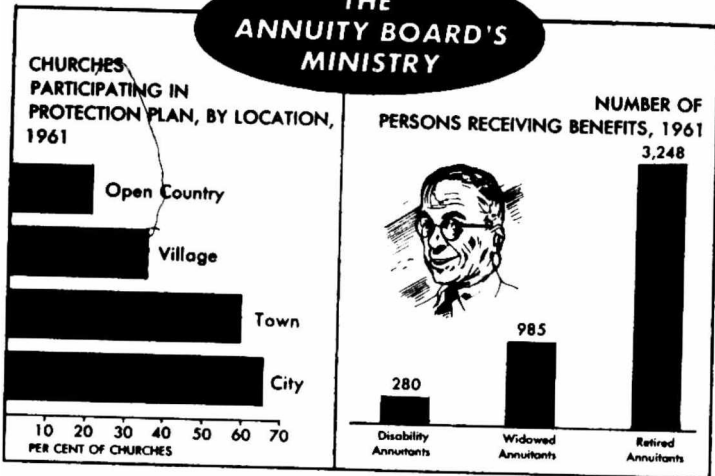
SOUTHERN BAPTIST CHURCHES BY LOCATION—1961-1960

S. B. C. and States	Total Churches		Open Country		Village		Town		City	
	1961	1960	1961	1960	1961	1960	1961	1960	1961	1960
S.B.C.	39,599	22,285	15,829	15,544	4,348	4,409	3,700	3,761	8,926	8,927
Alabama	2,634	2,801	1,784	1,734	321	326	321	349	511	483
Alaska	22	21	1	1	12	17	30	31	14	15
Arizona	208	191	1	1	12	17	30	31	14	15
Arkansas	1,163	1,162	525	536	262	242	182	197	231	237
California	745	732	22	26	16	19	112	125	591	556
Colorado	160	161								
District of Columbia	84	85					26	24	126	121
Florida	1,291	1,262	425	425	144	146	154	198	356	355
Georgia	2,937	2,922	1,676	1,669	350	360	272	273	836	899
Hawaii	29	24					4	4	20	20
Illinois	817	788	269	267	137	136	153	144	258	246
Indiana	148	129	12	13	109	8	16	14	110	94
Iowa	188	185	11	13	13	19	38	31	96	97
Kentucky	2,182	2,222	1,287	1,295	367	384	308	215	320	328
Louisiana	1,288	1,265	662	661	158	153	142	144	302	295
Maryland	191	172	30	29	20	19	30	31	111	94
Michigan	100	82	0	0					87	70
Mississippi	1,820	1,806	1,160	1,145	245	254	172	177	340	322
Missouri	1,739	1,739	768	770	399	397	280	260	332	322
New Mexico	249	282			36	62	35	41	126	124
North Carolina	3,328	3,318	2,147	2,123	288	304	305	304	694	680
Ohio	244	218	18	12	19	15	40	47	179	142
Oklahoma	1,322	1,307	443	442	281	284	206	199	393	375
Oregon-Washington	174	156	2	3						
South Carolina	1,453	1,488	856	860	132	137	175	168	327	324
Tennessee	2,678	2,649	1,668	1,626	283	294	214	226	508	488
Texas	2,589	2,945	1,127	1,140	624	626	622	629	1,018	1,041
Virginia	1,368	1,354	906	893	197	195	144	148	321	319

SOUTHERN BAPTIST CHURCHES, BY NUMBER OF SERVICES, 1961-1960

S. B. C. and States	Quarter Time		Half Time		Three-Quarter Time		Full Time		No Services	
	1961	1960	1961	1960	1961	1960	1961	1960	1961	1960
S.B.C.	710	684	4,440	4,655	189	231	27,244	26,811	19	20
Alabama	67	89	684	721	16	17	2,060	1,974	1	1
Alaska							27	25		
Arizona							209	199		
Arkansas	16	16	131	149	1	2	1,012	996	3	6
California			17				724	723		
Colorado							180	161		
District of Columbia							84	85		
Florida		9	58	43	4	3	1,220	1,167		
Georgia	113	137	673	601	17	21	2,133	2,074	1	1
Hawaii							24	24		
Illinois	4		67	68			728	704	1	3
Indiana							148	129		
Iowa							188	185		
Kentucky	120	168	327	346	4	6	1,729	1,699	2	2
Louisiana	1	2	36	49		3	1,228	1,201		
Maryland							191	171		
Michigan							100	82		
Mississippi	81	80	496	512	21	20	1,281	1,183	1	1
Missouri	27	26	277	313	12	17	1,417	1,378	6	4
New Mexico	1	3					248	248		
North Carolina	56	70	693	680	46	58	2,640	2,696		1
Ohio							244	218		
Oklahoma	28	34	93	98	1	2	1,309	1,183		
Oregon-Washington							174	156		
South Carolina	6	6	99	102	7	4	1,587	1,573		
Tennessee	178	176	408	423	9	12	2,096	2,027		1
Texas	12	6	137	149	7	7	3,733	3,680		
Virginia	26	24	221	260	42	40	1,080	1,018		2

## THE ANNUITY BOARD'S MINISTRY



### SOUTHERN BAPTIST PARTICIPATION IN ANNUITY BOARD'S PROTECTION PLAN, 1961

S.B.C. and States	Total Churches Participating			Per Cent of All Churches by Location				
	1961	1960	% Gain	Total	OC	V	T	C
S.B.C.	13,069	12,574	3.9	60.1	22.2	18.9	35.1	66.7
Alabama	861	767	12.3	30.5	18.9	28.8	57.6	68.8
Alaska	17	14	21.4	50.0	0	0	0	0
Arizona	96	88	9.1	49.5	18.9	28.8	57.6	72.7
Arkansas	418	390	7.2	35.9	18.9	28.8	57.6	68.8
California	292	269	8.6	39.4	18.9	28.8	57.6	71.9
Colorado	83	74	12.2	31.9	18.9	28.8	57.6	68.8
Florida	31	47	-34.0	87.4	0	0	0	0
Georgia	622	596	4.4	18.3	18.9	28.8	57.6	68.8
Hawaii	953	997	-4.4	32.4	18.9	28.8	57.6	68.8
	15	13	15.4	82.5	0	0	0	0
Illinois	322	293	9.9	39.4	18.9	28.8	57.6	68.8
Indiana	42	37	13.5	28.4	18.9	28.8	57.6	68.8
Kansas	60	58	3.4	35.0	18.9	28.8	57.6	68.8
Kentucky	709	712	-0.4	32.6	18.9	28.8	57.6	68.8
Louisiana	623	627	-0.6	41.3	18.9	28.8	57.6	68.8
Maryland	132	121	9.1	69.1	18.9	28.8	57.6	68.8
Michigan	32	26	23.1	32.0	18.9	28.8	57.6	68.8
Mississippi	599	571	4.9	32.9	18.9	28.8	57.6	68.8
Missouri	845	817	3.5	48.6	18.9	28.8	57.6	68.8
New Mexico	122	126	-3.2	49.0	18.9	28.8	57.6	68.8
North Carolina	1,179	1,103	6.9	38.3	18.9	28.8	57.6	68.8
Ohio	106	95	10.5	42.0	18.9	28.8	57.6	68.8
Oklahoma	612	488	4.9	38.7	18.9	28.8	57.6	68.8
Oregon-Washington	86	80	7.5	49.4	18.9	28.8	57.6	68.8
South Carolina	901	867	3.9	60.3	18.9	28.8	57.6	68.8
Tennessee	739	718	2.9	27.6	18.9	28.8	57.6	68.8
Texas	1,932	1,873	3.2	49.7	18.9	28.8	57.6	68.8
Virginia	840	807	4.1	61.6	18.9	28.8	57.6	68.8

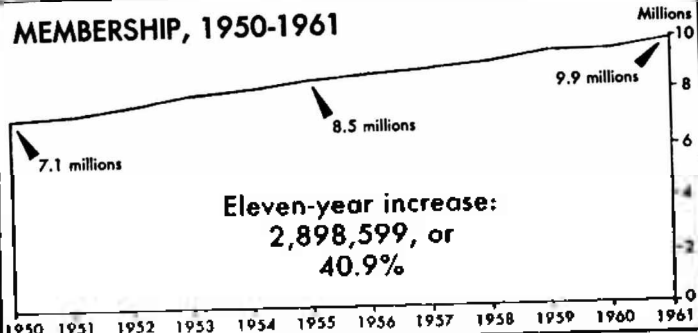
### NUMBER OF CHURCHES BY SIZE OF MEMBERSHIP, S.B.C. AND STATES, 1961

S.B.C. and States	SIZE OF MEMBERSHIP										Total Churches
	1-49	50-99	100-149	150-199	200-299	300-499	500-749	750-999	1000 & Up	Per Cent of Churches With Membership Under 200	
S.B.C.	2,824	2,277	1,163	600	320	160	80	40	20	10	71.8
Alabama	63	51	27	14	7	4	2	1	1	1	78.8
Alaska	1	1	1	1	1	1	1	1	1	1	81.6
Arizona	23	20	10	5	3	2	1	1	1	1	76.7
Arkansas	203	186	95	41	21	11	6	3	2	1	79.6
California	128	106	54	28	15	8	4	2	1	1	74.8
Colorado	27	22	11	6	3	2	1	1	1	1	87.8
Connecticut	14	11	6	4	2	1	1	1	1	1	85.8
Delaware	4	3	2	1	1	1	1	1	1	1	90.0
District of Columbia	1	1	1	1	1	1	1	1	1	1	90.0
Florida	164	148	73	38	20	11	6	3	2	1	79.2
Georgia	101	87	44	23	12	7	4	2	1	1	79.2
Hawaii	1	1	1	1	1	1	1	1	1	1	79.2
Illinois	101	87	44	23	12	7	4	2	1	1	79.2
Indiana	19	15	8	4	2	1	1	1	1	1	85.8
Iowa	26	21	11	6	3	2	1	1	1	1	84.2
Kansas	11	9	5	3	2	1	1	1	1	1	84.2
Kentucky	61	53	27	14	7	4	2	1	1	1	70.3
Louisiana	101	87	44	23	12	7	4	2	1	1	83.4
Maryland	9	7	4	2	1	1	1	1	1	1	83.4
Massachusetts	3	2	1	1	1	1	1	1	1	1	83.4
Michigan	100	86	43	22	12	7	4	2	1	1	83.4
Minnesota	123	107	53	28	15	8	4	2	1	1	77.3
Mississippi	127	119	58	30	16	9	5	3	2	1	77.3
Missouri	123	119	58	30	16	9	5	3	2	1	77.3
Montana	1	1	1	1	1	1	1	1	1	1	64.7
New Mexico	34	28	14	8	4	2	1	1	1	1	64.7
North Carolina	143	128	62	33	18	10	5	3	2	1	71.8
Ohio	244	211	111	58	31	16	9	5	3	2	68.9
Oklahoma	131	111	55	29	15	8	4	2	1	1	68.9
Oregon-Washington	58	51	26	14	7	4	2	1	1	1	68.9
South Carolina	143	128	62	33	18	10	5	3	2	1	61.3
Tennessee	2,675	2,481	1,241	644	322	161	81	41	21	11	72.2
Texas	2,999	2,861	1,431	744	372	186	93	47	24	12	61.3
Virginia	1,349	1,261	631	336	168	84	42	21	11	6	72.2

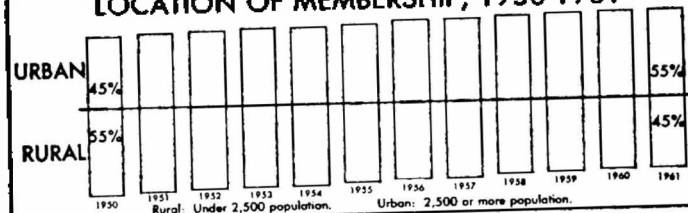
MEMBERSHIP, SOUTHERN BAPTIST CHURCHES, BY LOCATION—1961-1960

S.B.C. and States	Total Membership		Open Country		Village		Town		City	
	1961	1960	% Gain	1961	% Gain	1961	% Gain	1961	% Gain	1961
S.B.C.	9,373,488	9,731,691	2.5	2,546,987	1.7	740,795	-0.4	1,170,082	0.0	5,520,734
Alabama	727,124	709,883	2.4	286,899	2.2	80,997	1.3	67,789	-7.0	351,642
Alaska	6,698	6,238	7.0	824	-72.4	347	17.3	3,964	6.3	43,543
Arizona	49,879	44,587	11.8	824	8.2	1,425	-4.3	3,964	6.3	43,543
Arkansas	310,504	304,262	2.1	66,998	2.3	34,263	4.8	51,717	6.8	157,556
California	158,011	156,926	7.1	3,272	3.9	1,469	-5.5	13,607	8.0	149,063
Colorado	26,230	23,228	18.0			577	49.1	1,983	19.5	23,670
District of Columbia	35,066	33,253	-0.6							32,640
Florida	511,071	484,985	5.4	67,841	3.2	22,068	-0.6	56,500	-1.4	364,645
Georgia	901,914	887,355	1.6	309,292	0.9	58,015	3.0	88,410	1.6	446,207
Hawaii	6,080	5,562	9.5					352	27.1	5,728
Illinois	158,504	152,077	2.9	29,196	-0.1	17,587	1.0	25,038	8.7	94,692
Indiana	28,736	28,196	1.9	1,788	-5.2	926	-4.4	4,478	19.0	24,632
Iowa	33,141	30,424	8.9	1,962	-10.5	1,072	24.8	3,814	10.9	27,293
Kansas	622,464	619,722	0.4	217,415	0.8	73,921	-6.0	76,629	1.2	284,828
Kentucky	411,140	401,681	2.4	106,966	-0.2	32,172	1.4	45,471	0.5	226,531
Louisiana	60,468	56,512	7.0	5,899	-2.8	3,310	8.7	5,107	-2.4	45,182
Maryland	19,003	15,343	23.8	905	65.4			840	22.4	17,248
Michigan	476,395	468,739	1.6	197,505	1.3	44,602	-1.6	66,150	0.3	178,138
Minnesota	458,824	448,942	2.2	84,706	0.3	59,217	2.0	90,109	1.2	231,793
Mississippi	84,184	80,465	4.7	3,476	-4.4	5,245	11.2	8,031	-11.8	67,432
New Mexico	923,297	907,968	1.7	409,674	2.5	63,180	-6.1	108,748	0.1	344,695
North Carolina	41,630	38,782	16.3	1,353	13.5	1,991	29.0	5,219	-3.5	33,067
Ohio	472,178	461,508	2.3	46,346	2.3	43,380	-3.5	76,238	3.5	306,212
Oklahoma	23,281	22,825	6.6	218.8	218.8	646	20.3	2,883	-8.5	21,043
Texas	816,162	801,936	1.8	184,878	0.6	29,311	-4.6	67,579	6.3	228,334
Tennessee	782,820	760,720	2.9	299,136	3.6	54,943	-2.1	68,943	-4.7	368,798
Texas	1,660,449	1,625,980	2.1	140,833	-0.4	102,692	1.5	197,373	-1.9	1,219,751
Virginia	472,723	460,984	2.5	130,661	2.6	37,509	3.3	48,665	-2.0	256,868

TRENDS IN CHURCH MEMBERSHIP, 1950-1961



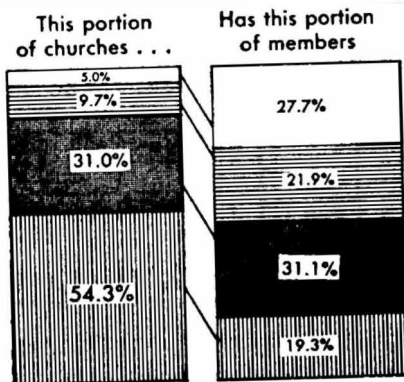
LOCATION OF MEMBERSHIP, 1950-1961



WHERE ARE THE MEMBERS?

Church Membership

- 1000 and up
- 500 - 999
- 200 - 499
- under 200



Read as follows: churches with membership of 1,000 and up constitute 5.0% of Southern Baptist churches but have 27.7% of membership.

VACATION BIBLE SCHOOL REPORT, 1961

S. B. C. and States	Total Schools	Total Enrollment	No. of Schools by Type			Professors of Faith			Mission Offering			Cost of Schools	Average Days	Pupils in an Sun. Sch.	Average Points on Standard	
			Church Schools	Mission Schools	Negro Schools	Total	Ave. for 8-day Schools	Ave. for 15-day Schools	Total	Comm. Program	% of Total					
S. B. C.	28,824	3,068,721	28,795	1,824	1,215	90,132	2	4	8	876,708	468,386	61	\$2,671,687	6	260,416	770
Alabama	2,880	298,760	2,280	106	484	4,919	1	4	42,170	33,280	78	211,815	8	23,356	742	
Alaska	4	4,014	2	14	14	183	0	0	1,288	1,011	78	4,182	8	4,877	811	
Arizona	280	22,214	180	80	20	284	2	2	4,860	4,305	88	17,867	8	3,811	786	
Arkansas	984	98,400	984	0	0	1,601	1	0	16,028	12,867	80	87,842	7	8,790	808	
California	712	99,618	613	97	2	2,430	2	3	18,227	14,714	80	37,268	9	10,538	807	
Colorado	172	14,284	140	31	1	382	2	2	2,877	2,536	85	12,770	8	2,184	768	
D.C.	49	7,846	45	4	0	186	2	0	2,831	1,893	72	7,824	8	801	835	
Florida	1,098	162,072	1,004	82	30	3,508	3	3	27,913	23,081	87	143,872	7	13,437	817	
Georgia	2,274	259,910	2,126	148	113	4,549	2	3	43,844	31,240	71	223,960	5	20,876	788	
Hawaii	54	3,841	54	0	0	75	0	0	1,288	1,238	86	3,918	4	594	733	
Illinois	602	80,147	572	30	3	1,084	1	2	14,488	12,918	89	46,071	8	4,696	783	
Indiana	132	12,494	118	14	2	232	1	1	2,639	2,391	84	12,061	8	1,769	824	
Iowa	181	16,811	171	10	0	384	0	0	3,449	3,868	92	13,681	9	1,890	899	
Kentucky	1,714	168,184	1,680	148	10	2,842	1	4	22,878	21,833	94	143,686	7	18,888	787	
Louisiana	1,112	138,824	987	87	98	1,478	1	0	20,174	15,133	74	126,833	6	10,438	767	
Maryland	303	24,788	188	37	0	692	2	3	8,131	9,276	80	24,877	8	2,418	888	
Michigan	494	6,609	494	0	0	164	2	0	1,726	1,838	89	6,483	8	1,187	838	
Minnesota	1,484	181,184	1,324	160	129	2,215	1	7	22,478	18,271	81	118,260	8	11,875	790	
Missouri	1,576	145,922	1,443	133	14	3,014	1	2	41,804	38,000	92	138,240	8	14,800	791	
New Mexico	318	31,728	218	90	8	618	2	3	5,048	8,335	88	24,872	7	5,182	699	
North Carolina	2,984	295,895	2,628	356	46	5,338	3	3	48,268	41,082	85	241,108	8	17,133	786	
Ohio	370	25,414	360	10	0	726	2	0	6,039	5,127	84	20,285	7	3,291	785	
Oklahoma	1,136	127,277	1,038	98	33	2,783	1	7	24,714	18,749	76	111,228	8	18,804	808	
Oregon-Wash.	187	14,338	147	40	0	423	3	2	3,822	2,189	56	12,881	8	2,219	777	
South Carolina	1,372	183,734	1,315	57	5	3,030	2	4	20,082	17,210	84	143,443	8	8,818	787	
Tennessee	2,208	220,488	2,002	206	104	4,810	1	9	39,277	32,868	82	184,680	8	15,808	771	
Texas	3,892	480,801	3,142	750	107	6,300	2	5	78,837	61,084	77	395,901	6	38,172	762	
Virginia	1,277	149,280	1,208	69	6	2,713	1	0	38,883	29,843	79	131,484	8	10,844	766	
Wisconsin	77	6,437	87	0	1	908	1	0	1,177	1,177	100	4,986	8	219	808	

Quarterly Review

NUMBER OF CHURCHES BY SIZE OF SUNDAY SCHOOL ENROLLMENT, S. B. C. AND STATES—1961

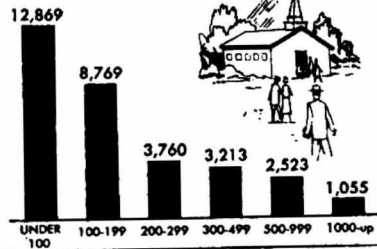
S. B. C. and States	Total Churches	Churches Reporting No. Sunday School	SIZE OF SUNDAY SCHOOL ENROLLMENT									Per Cent of Sunday Schools with Enrollment Under 200
			1-49	50-99	100-149	150-199	200-299	300-399	400-749	750-999	1000+10	
S. B. C.	32,688	408	4,165	6,674	5,284	3,385	2,746	3,212	1,665	438	1,688	75.9
Alabama	2,824	43	810	940	448	240	224	190	101	62	84	84.9
Alaska	27	3	3	4	0	7	4	1	1	1	1	96.3
Arizona	280	21	81	34	28	27	32	12	3	2	2	78.2
Arkansas	1,163	8	228	378	158	108	100	81	53	23	25	84.8
California	741	8	82	174	138	87	146	90	38	7	8	88.9
Colorado	160	3	39	28	34	23	24	12	6	3	1	87.5
District of Columbia	54	10	136	247	183	132	181	181	98	60	83	88.2
Florida	1,289	63	356	865	488	312	286	262	124	68	93	81.3
Georgia	2,437	1	107	1	3	8	3	6	1	1	1	98.8
Hawaii	24	1	1	1	1	1	1	1	1	1	1	100.0
Illinois	817	2	178	284	138	75	80	47	21	16	3	88.7
Indiana	148	2	10	16	28	30	19	13	5	1	4	94.6
Iowa	181	18	18	36	36	15	20	11	6	2	9	88.9
Kentucky	2,182	68	298	636	406	208	232	184	94	58	68	83.7
Louisiana	1,266	7	184	362	228	138	128	109	70	24	28	86.9
Maryland	303	1	4	21	33	23	40	37	23	8	8	83.7
Michigan	100	7	27	27	23	9	12	10	2	2	1	92.0
Minnesota	1,820	43	309	573	382	148	187	112	83	33	41	88.9
Missouri	1,739	17	383	819	237	148	147	132	102	58	49	81.4
New Mexico	318	2	37	94	33	24	32	32	9	10	10	73.3
North Carolina	3,338	23	204	681	641	804	869	429	153	80	84	78.1
Ohio	244	3	16	58	41	48	35	27	14	2	1	93.8
Oklahoma	1,322	210	281	178	86	144	142	88	36	23	23	88.8
Oregon-Washington	174	19	83	38	21	25	16	2	2	2	2	88.8
South Carolina	1,492	12	68	272	281	310	240	228	131	55	61	78.1
Tennessee	2,208	67	368	829	493	283	378	296	91	58	68	88.6
Texas	3,892	28	582	913	824	312	434	465	284	163	228	78.2
Virginia	1,277	10	67	283	246	189	180	177	104	87	87	76.2
Wisconsin	77	1	1	1	1	1	1	1	1	1	1	100.0



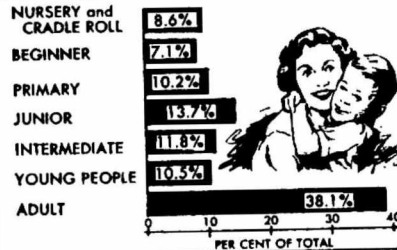
SUNDAY SCHOOL ENROLMENT, SOUTHERN BAPTIST CHURCHES, BY LOCATION—1961-1960

S.B.C. and States	Total Sunday School Enrolment		Open Country		Village		Town		City		Mission S.S. Enrol., 1961 (List. in loc. and reg. office as of 1961)
	1961	1960	1961	% Gain	1961	% Gain	1961	% Gain	1961	% Gain	
S.B.C.	7,506,846	7,382,350	1,075,447	1.4	511,264	-0.7	897,937	-1.4	4,422,168	2.7	181,971
Alabama	522,823	514,324	154,387	0	34,184	-0.3	53,487	-4.4	291,656	4.0	5,096
Alaska	6,187	6,187	290	0	249	20.0	5,890	24.8	3,048	19.0	2,864
Arizona	43,288	40,213	763	-7.5	1,163	-10.7	3,423	8.0	37,640	1.0	2,864
Arkansas	215,137	211,936	43,142	1.6	21,860	5.6	34,708	8.4	114,410	-1.2	5,146
California	152,963	147,568	2,402	1.8	1,307	-9.1	11,915	-15.2	137,339	5.9	4,517
Colorado	27,664	23,870			580	59.3	2,072	26.9	25,012	14.5	1,629
District of Columbia	29,054	27,063							29,054	1.9	1,562
Florida	412,953	399,804	48,253	1.2	15,409	-4.3	44,283	-4.2	305,035	5.3	16,224
Georgia	634,638	624,040	176,174	1.7	38,561	3.8	67,601	0.9	342,302	1.6	6,633
Hawaii	9,391	8,907							8,708	6.3	700
Illinois	128,630	124,451	18,268	1.3	13,309	0.6	20,737	9.3	75,295	2.6	2,028
Indiana	30,635	27,334	1,702	-13.4	860	0.9	1,848	11.8	28,225	14.7	1,526
Iowa	32,064	30,307	885	-5.7	1,093	26.1	3,627	10.3	28,429	6.3	1,380
Kansas	426,217	427,500	127,146	1.6	48,132	-6.2	59,080	-2.2	191,859	0.3	15,692
Kentucky	288,734	284,737	67,365	-1.5	20,010	-0.3	31,038	-1.5	169,711	3.4	5,945
Louisiana	57,664	55,417	5,378	-2.4	3,065	1.2	5,844	-11.2	43,375	7.6	2,644
Maryland	17,062	16,000	665	-83.0			1,068	11.4	16,270	15.4	503
Michigan	318,044	311,582	104,356	2.0	27,549	1.6	47,500	0.0	138,630	3.0	3,363
Minnesota	382,600	348,355	55,615	-0.7	40,477	0.6	61,242	0.0	195,366	2.3	10,827
Missouri	93,195	93,309	2,884	-11.0	4,281	7.8	5,500	-21.1	90,530	1.7	2,757
New Mexico	777,917	770,008	323,847	1.0	53,470	-6.7	92,351	0.2	208,240	1.8	13,225
North Carolina	48,850	42,138	1,531	28.9	2,131	44.9	6,756	-11.7	38,432	20.8	3,311
Ohio	323,082	328,518	31,216	-0.4	27,417	-3.5	52,224	2.3	221,225	2.6	10,719
Oklahoma	27,748	26,394	112.1	5.1	507	3.0	3,683	-11.0	23,206	7.4	1,482
Oregon-Washington	424,480	419,217	143,793	2.0	23,284	-7.7	57,188	5.8	200,265	0.6	8,782
South Carolina	556,466	544,676	177,545	4.1	36,410	1.4	50,987	-0.0	291,624	2.5	10,824
Tennessee	1,171,321	1,162,927	86,732	-2.8	62,635	1.4	134,882	-3.2	886,871	1.7	34,589
Texas	402,349	398,791	101,611	0.9	32,040	4.2	44,047	-3.3	274,651	1.8	7,606
Virginia											


THE CHURCHES IN BIBLE STUDY, 1961




CHURCHES BY SIZE OF SUNDAY SCHOOL ENROLMENT



SUNDAY SCHOOL ENROLMENT BY AGE GROUP



SUNDAY SCHOOL ENROLMENT BY LOCATION



VACATION BIBLE SCHOOLS AND ENPOLMENT



### ESTIMATED SUNDAY SCHOOL ENROLMENT BY DEPARTMENTS—1961

Departments	1961 Enrolment	Per Cent of Total	1960 Enrolment	Per Cent of Total	Numerical Change	Per Cent Change
Cradle Roll	119,658	1.6	131,791	1.8	-9,248	-7.0
Nursery	823,211	11.1	897,498	12.3	-74,287	-8.3
Primary	852,961	11.5	830,876	11.2	22,085	2.7
Intermediate	796,083	10.8	763,081	10.4	33,002	4.3
Young People	1,030,890	14.0	1,047,477	14.3	-16,587	-1.6
Young People, Single	882,971	11.9	839,341	11.4	43,630	5.2
Young People, Married	682,866	9.2	687,048	9.3	-4,182	-0.6
Young People, Away	367,347	5.0	300,788	4.0	66,559	22.1
Adult, 25 & Up	82,099	1.1	85,629	1.1	-3,530	-4.1
Adult, 25 & Up	792,347	10.6	789,768	10.6	2,579	0.3
Extension	1,789,187	24.2	1,727,914	23.4	61,273	3.5
General Officers	178,258	2.4	179,329	2.4	-1,071	-0.6
	194,878	2.6	194,298	2.6	580	0.3
<b>Total S. B. C.</b>	<b>7,808,848</b>	<b>100.0</b>	<b>7,382,580</b>	<b>100.0</b>	<b>426,268</b>	<b>5.8</b>

### ESTIMATED TRAINING UNION ENROLMENT BY DEPARTMENTS, 1961

Departments	1961 Enrolment	Per Cent of Total	1960 Enrolment	Per Cent of Total	Numerical Change	Per Cent Change
Nursery	140,480	1.9	128,870	1.7	11,610	9.1
Primary	186,293	2.5	186,032	2.5	261	0.1
Intermediate	287,780	3.9	281,938	3.8	5,842	2.1
Young People	484,691	6.5	470,688	6.4	14,003	3.0
Young People, Single	412,099	5.5	437,836	5.9	-25,737	-5.9
Young People, Married	244,258	3.3	240,279	3.3	3,979	1.6
Adult, 25 & Up	86,948	1.1	81,186	1.1	5,762	7.1
Adult, 25 & Up	318,480	4.3	308,929	4.2	9,551	3.1
Extension	809,874	10.8	496,412	6.7	313,462	63.1
General Officers	83,003	1.1	78,031	1.0	4,972	6.4
<b>Total S. B. C.</b>	<b>2,724,866</b>	<b>100.0</b>	<b>3,084,730</b>	<b>100.0</b>	<b>-359,864</b>	<b>-11.7</b>

### TOTAL POPULATION AND SOUTHERN BAPTIST SUNDAY SCHOOL ENROLMENT, BY STATE AND BY DEPARTMENT, 1961

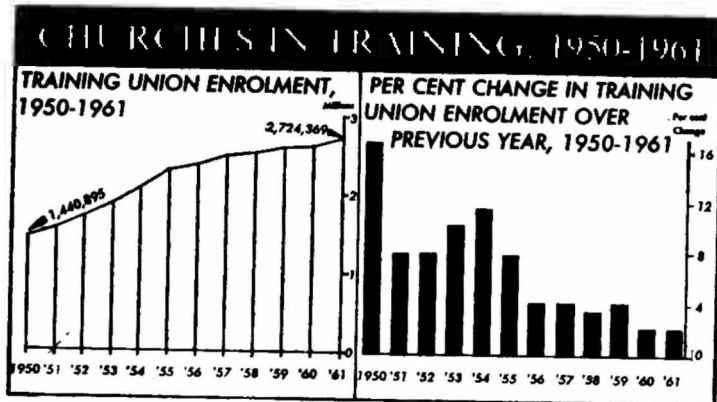
STATE	Estimated Unsharthead 1960 (see footnote)	Total Population	Per Cent White 1960	Total S. B. C. S. B. Enrolment 1961	Cradle Roll and Nursery Population	Cradle Roll and Nursery Enrolment
<b>S. B. C.</b>	<b>27,987,478</b>	<b>118,200,600</b>	<b>82.5</b>	<b>7,308,848</b>	<b>10,638,062</b>	<b>644,846</b>
Alabama	378,948	3,278,500	69.9	322,623	295,068	41,392
Alaska	—	231,500	77.2	3,187	20,835	446
Arizona	544,828	1,334,000	39.9	43,288	120,080	4,121
Arkansas	293,898	1,780,000	78.1	218,137	360,281	19,867
California	8,719,883	18,041,600	92.0	182,983	1,444,288	13,768
Colorado	704,891	1,782,900	97.0	27,864	160,480	3,264
District of Columbia	50,981	759,900	—	28,044	68,391	2,238
Florida	1,601,616	8,968,500	71.4	412,982	688,804	41,138
Georgia	477,948	3,985,900	82.0	824,638	585,731	51,661
Hawaii	—	639,000	—	9,291	87,810	806
Illinois	1,833,830	10,300,200	96.4	158,580	918,018	13,658
Indiana	1,291,896	4,712,800	96.8	30,628	424,153	3,389
Iowa	861,853	2,196,300	95.4	32,634	197,467	3,780
Kentucky	580,280	3,039,800	92.6	428,212	278,891	33,418
Louisiana	197,272	3,294,800	67.9	288,794	390,487	73,874
Maryland	880,918	3,147,200	82.0	87,804	282,248	8,700
Michigan	2,804,348	7,954,400	90.6	17,982	718,866	1,842
Minnesota	83,886	2,177,200	87.7	218,044	196,937	28,143
Missouri	941,834	4,362,100	90.9	252,800	392,879	33,320
New Mexico	148,884	967,700	92.1	63,168	87,083	6,806
North Carolina	866,371	4,890,900	74.0	777,917	412,180	68,499
Ohio	2,798,288	9,851,200	91.9	48,800	886,308	8,471
Oklahoma	406,228	2,332,800	80.3	332,082	208,882	28,990
Oregon-Washington	2,719,018	4,971,100	81.0	27,746	420,269	3,128
South Carolina	191,873	2,399,800	68.1	424,480	318,928	24,892
Tennessee	887,924	4,884,800	83.6	586,480	322,616	42,371
Texas	480,807	9,708,800	87.4	1,171,321	873,594	108,068
Virginia	381,782	4,018,400	79.3	401,249	961,889	34,822

\*Not available  
Note: "Unsharthead" is here defined as those who are neither members of any church nor children of a parent who is a member. Essentially, these people can be considered as either an unattached or a church, rather than, by no through other family members.


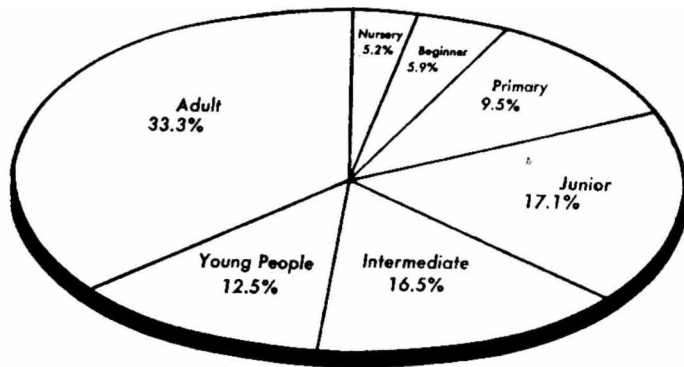
### TOTAL POPULATION AND SOUTHERN BAPTIST SUNDAY SCHOOL ENROLMENT, BY STATE AND BY DEPARTMENT, 1961 (Continued)

STATE	Beginner Population	Beginner Enrolment	Primary Population	Primary Enrolment	Junior Population	Junior Enrolment
<b>S. B. C.</b>	<b>8,200,829</b>	<b>628,981</b>	<b>7,544,840</b>	<b>769,063</b>	<b>6,101,448</b>	<b>1,020,880</b>
Alabama	144,284	40,299	206,834	81,217	282,448	69,718
Alaska	10,196	169	14,816	17,828	17,828	712
Arizona	58,494	3,588	85,276	5,828	100,718	8,008
Arkansas	79,380	13,448	112,678	20,897	127,129	27,988
California	706,088	17,002	1,027,034	21,731	1,324,850	29,478
Colorado	78,448	2,794	114,104	4,029	127,383	4,889
District of Columbia	32,426	1,682	48,834	2,668	58,512	3,674
Florida	224,208	31,658	338,118	48,821	382,383	64,797
Georgia	178,380	43,313	285,098	44,883	306,514	38,181
Hawaii	28,116	669	40,296	—	40,296	1,388
Illinois	448,800	8,808	582,813	13,843	788,419	16,823
Indiana	297,348	3,696	361,619	3,883	362,898	3,288
Iowa	86,837	3,784	140,863	6,279	180,118	6,588
Kentucky	132,788	26,707	184,564	42,838	224,073	60,828
Louisiana	144,849	30,982	210,636	31,498	243,881	41,433
Maryland	158,477	4,717	201,451	8,288	243,884	10,878
Michigan	381,214	1,279	511,023	1,688	614,799	3,464
Minnesota	96,801	33,500	188,347	23,780	267,683	48,418
Missouri	181,978	74,368	278,238	38,494	338,880	68,418
New Mexico	41,878	2,088	61,933	7,800	74,813	9,788
North Carolina	203,000	46,321	283,818	69,781	363,499	68,208
Ohio	434,771	8,180	628,297	8,644	780,662	8,088
Oklahoma	102,642	21,287	146,284	23,460	178,628	48,811
Oregon-Washington	206,834	2,442	286,887	4,134	386,878	4,813
South Carolina	108,660	28,483	188,848	40,129	184,738	64,873
Tennessee	187,722	38,841	229,414	61,918	281,014	70,860
Texas	427,091	76,136	621,222	116,168	747,408	180,087
Virginia	176,878	27,702	288,638	40,637	309,188	82,898

STATE	Intermediate Population	Intermediate Enrolment	Young People Population	Young People Enrolment	Adult Population	Adult Enrolment
<b>S. B. C.</b>	<b>8,186,840</b>	<b>882,871</b>	<b>12,411,068</b>	<b>787,804</b>	<b>68,128,629</b>	<b>2,687,721</b>
Alabama	228,217	83,686	244,242	58,888	1,806,483	107,686
Alaska	18,874	610	24,307	868	127,687	1,478
Arizona	92,846	6,649	146,070	4,779	738,034	11,827
Arkansas	122,682	28,300	186,894	31,643	931,379	88,996
California	1,107,270	21,414	1,684,677	13,767	8,943,117	38,418
Colorado	132,020	3,244	187,208	982,378	7,068	
District of Columbia	82,433	3,063	78,788	3,741	418,708	8,917
Florida	381,888	54,307	538,038	38,543	2,807,878	132,839
Georgia	278,026	77,742	418,890	63,800	2,196,321	248,810
Hawaii	44,991	1,104	67,986	644	382,889	3,874
Illinois	703,814	18,024	1,071,021	13,418	8,620,310	68,307
Indiana	328,163	3,826	484,844	3,727	2,588,783	5,743
Iowa	181,848	3,840	230,817	3,891	1,210,181	9,289
Kentucky	226,783	61,414	319,190	48,180	1,674,868	162,132
Louisiana	227,807	38,138	348,982	27,024	1,818,184	107,200
Maryland	217,187	7,880	330,486	4,871	1,734,107	18,108
Michigan	680,974	3,113	838,261	1,686	4,388,694	8,837
Minnesota	186,284	38,474	228,617	31,226	1,199,892	122,193
Missouri	361,084	42,086	488,126	34,283	2,404,086	111,820
New Mexico	66,770	7,830	101,608	8,319	653,208	30,867
North Carolina	318,772	86,271	489,048	102,641	2,839,686	308,989
Ohio	681,303	8,227	1,027,828	8,810	2,444,841	14,808
Oklahoma	180,863	40,218	244,844	26,301	1,388,373	187,088
Oregon-Washington	322,306	3,287	480,498	3,747	2,473,778	3,821
South Carolina	188,848	47,499	281,016	48,608	1,321,968	172,719
Tennessee	317,237	62,716	378,388	84,218	1,978,118	238,388
Texas	688,788	128,028	1,019,192	118,288	6,348,337	478,608
Virginia	277,084	48,747	421,617	58,811	2,312,484	181,301



TRAINING UNION ENROLMENT BY DEPARTMENT, 1961




TRAINING UNION ENROLMENT, SOUTHERN BAPTIST CHURCHES, BY LOCATION—1961-1960

S.B.C. and States	Total Training Union Enrolment		Open Country		Village		Town		City	
	1961	% Gain	1961	% Gain	1961	% Gain	1961	% Gain	1961	% Gain
S.B.C.	3,734,369	21.8	643,957	11.0	322,943	-0.8	528,137	-0.7	1,348,284	2.9
Alabama	523,898	18.0	78,082	3.2	17,667	2.9	28,463	2.9	113,958	31.6
Alaska	3,996	15.1	70	1.8	1,154	21.6	360	1.8	1,000	11.6
Arizona	18,865	11.9	20	0.0	1,486	3.9	1,648	11.8	18,217	0.0
Arkansas	88,023	17.0	28,098	11.8	11,841	3.9	8,360	-1.8	47,812	7.0
California	47,880	4.7	1,120	-1.8	748	0.8	8,815	17.0	46,913	13.8
Colorado	13,868	16.7	54,334	3.8	300	0.0	915	17.0	11,541	5.8
District of Columbia	6,868	6.4	7,347	7.8	18,081	1.1	17,290	-4.4	101,229	7.9
Florida	40,883	32.2	71,356	3.8	18,081	1.1	38,270	4.8	150,821	2.2
Georgia	293,811	3.1	1,256	0.1	18,081	1.1	270	0.8	2,364	1.0
Hawaii	3,734	3.1	1,256	0.1	18,081	1.1	270	0.8	2,364	1.0
Illinois	43,860	16.7	4,347	3.8	13,208	17.8	7,365	13.8	26,187	8.2
Indiana	11,404	16.7	1,256	0.1	4,838	17.8	738	13.8	6,830	18.7
Iowa	18,288	16.7	2,256	3.8	6,838	18.8	1,438	16.8	12,012	16.6
Kansas	28,080	16.7	2,256	3.8	14,228	18.8	1,838	16.8	12,012	16.6
Kentucky	18,180	16.7	2,256	3.8	11,073	17.8	1,838	16.8	7,069	4.3
Louisiana	18,180	16.7	2,256	3.8	11,073	17.8	1,838	16.8	7,069	4.3
Maryland	17,184	10.7	1,256	0.1	1,114	17.1	1,800	16.8	13,284	18.8
Massachusetts	7,858	3.8	2,256	3.8	444	8.9	444	8.9	7,069	16.8
Michigan	14,874	3.4	2,256	3.8	1,114	17.1	1,800	16.8	12,012	16.6
Minnesota	14,874	3.4	2,256	3.8	1,114	17.1	1,800	16.8	12,012	16.6
Mississippi	14,874	3.4	2,256	3.8	1,114	17.1	1,800	16.8	12,012	16.6
Missouri	14,874	3.4	2,256	3.8	1,114	17.1	1,800	16.8	12,012	16.6
New Mexico	24,311	1.8	1,256	0.1	1,114	17.1	1,800	16.8	22,245	3.8
North Carolina	99,041	9.9	80,437	9.9	13,208	17.8	38,087	11.8	79,349	11.8
Ohio	18,348	16.7	2,256	3.8	1,114	17.1	1,800	16.8	16,544	16.6
Oklahoma	12,411	12.4	14,778	14.8	12,227	12.2	3,654	11.8	18,128	18.8
Oregon	18,180	16.7	2,256	3.8	1,114	17.1	1,800	16.8	17,376	16.8
Pennsylvania	17,184	10.7	2,256	3.8	1,114	17.1	1,800	16.8	15,384	15.8
South Carolina	14,874	14.9	4,347	4.9	6,838	18.8	1,838	16.8	11,036	11.8
Tennessee	108,133	10.8	84,888	8.8	14,228	18.8	38,087	11.8	105,844	10.8
Texas	428,480	42.8	48,480	4.8	14,228	18.8	38,087	11.8	451,952	45.8
Virginia	80,287	80.3	2,256	2.3	6,838	18.8	1,838	16.8	78,193	78.2

# REVIEW OF WMTU 1961

Women's Missionary Union  
Young Women's Auxiliary  
Girls' Auxiliary  
Sunbeam Bond



Source: Women's Missionary Union

## W.M.U. ENROLMENT, SOUTHERN BAPTIST CHURCHES, BY LOCATION—1961-1960


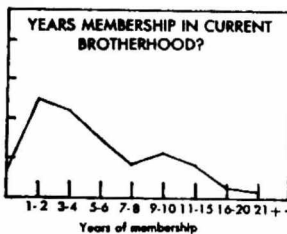
S.B.C. and State	Total W.M.U. Enrollment			Open Country		Village		Town		City	
	1961	1960	% Gain	1961	% Gain	1961	% Gain	1961	% Gain	1961	% Gain
<b>S.B.C.</b>	<b>1,404,634</b>	<b>1,404,689</b>	<b>0.0</b>	<b>399,179</b>	<b>0.4</b>	<b>107,179</b>	<b>-1.3</b>	<b>221,765</b>	<b>-3.4</b>	<b>678,497</b>	<b>3.1</b>
Alabama	110,391	109,641	1.0	26,624	6.7	6,328	4.4	14,828	-10.3	63,673	3.2
Alaska	1,041	853	24.7	0	0	27	-2.6	123	29.1	7,646	24.3
Arizona	6,119	6,131	-1.4	112	-11.1	255	6.6	268	3.3	7,284	-1.2
Arkansas	23,128	22,198	4.1	3,087	1.1	1,258	4.0	7,640	8.4	23,119	1.2
California	26,669	25,266	4.8	766	19.7	308	-6.0	2,323	-17.3	23,445	-1.4
Colorado	5,149	4,899	7.9	0	0	129	61.6	268	-1.8	4,822	7.0
Connecticut	4,489	4,789	-11.4	0	0	0	0	4,489	0.0	4,489	-11.4
Florida	75,172	74,272	1.2	7,623	3.6	2,922	-6.6	6,339	-6.6	25,720	1.3
Georgia	122,945	140,235	-1.2	26,087	-3.1	6,109	3.7	12,228	-3.6	79,681	-1.6
Hawaii	1,648	1,724	-7.7	0	0	0	0	1,648	-11.7	1,480	-7.3
Illinois	22,748	22,073	3.0	1,223	7.9	3,117	-2.2	4,097	11.9	14,299	1.4
Indiana	6,214	4,221	31.9	143	-1.7	29	-12.5	201	1.7	4,261	26.6
Iowa	6,813	6,208	6.5	164	-17.4	225	24.9	268	1.9	6,122	7.9
Kansas	72,914	74,281	-6.8	14,870	4.6	3,691	-6.7	12,129	-1.2	25,417	-1.7
Kentucky	62,645	64,623	-1.8	11,998	-2.3	4,261	-2.8	7,736	0.6	21,689	2.5
Maryland	10,711	10,629	1.9	975	6.6	634	6.6	297	-29.7	6,229	4.3
Massachusetts	2,229	2,025	10.3	75	-6.2	0	0	129	2.9	1,229	22.0
Michigan	69,276	62,723	6.3	10,121	3.2	5,219	-2.1	12,917	-7.9	26,667	3.6
Minnesota	78,266	72,223	8.3	10,242	4.3	6,276	4.0	16,464	2.1	46,266	2.4
Missouri	11,641	11,181	4.1	223	-1.6	744	-3.4	1,093	-17.8	9,623	4.6
North Carolina	172,017	173,726	-1.0	67,611	-1.7	18,091	-2.5	26,126	-2.5	76,089	0.8
Ohio	6,620	6,263	7.6	176	-2.0	246	24.4	129	-10.9	4,489	12.8
Oklahoma	64,216	64,116	4.1	1,918	-1.4	4,199	-0.2	19,113	4.7	27,223	6.8
Oregon	4,667	4,677	-1.4	66	212.8	66	-19.6	66	0.0	3,749	-1.7
South Carolina	116,720	116,227	0.4	26,629	0.1	6,440	-6.6	17,804	3.8	25,846	0.9
Tennessee	86,880	82,019	6.9	22,210	4.1	6,122	-1.6	11,201	-7.9	24,218	1.7
Texas	291,729	291,444	0.1	12,201	-1.0	12,224	1.4	29,665	-4.2	146,641	1.1
Virginia	106,829	104,222	2.6	22,946	-1.9	6,616	1.3	12,126	-1.8	24,122	1.8

## A SURVEY OF MEN AT THE SECOND NATIONAL CONFERENCE OF SOUTHERN BAPTIST MEN Memphis, Tennessee, September, 1961

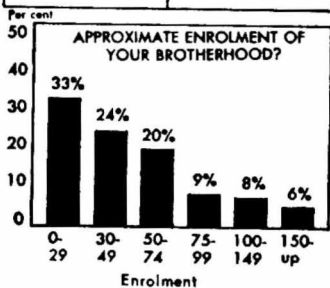
The Research and Statistics Department, Baptist Sunday School Board, was requested to conduct a survey of the men in attendance at the Second National Conference of Southern Baptist men. The survey was conducted as a part of the program of one general session of the conference; 1,356 men participated.

Shown below are charts, graphs, and tables which have been prepared for only a few of the questions on the survey form. No attempt has been made to project these figures on a Convention-wide basis. They refer only to the men in attendance at the conference, who were largely leaders or active members in their church Brotherhood.

Per cent



Does your Brotherhood use the new Brotherhood organization with a Christian Witness Leader, RA Leader, Stewardship Leader, and Missions Leader?



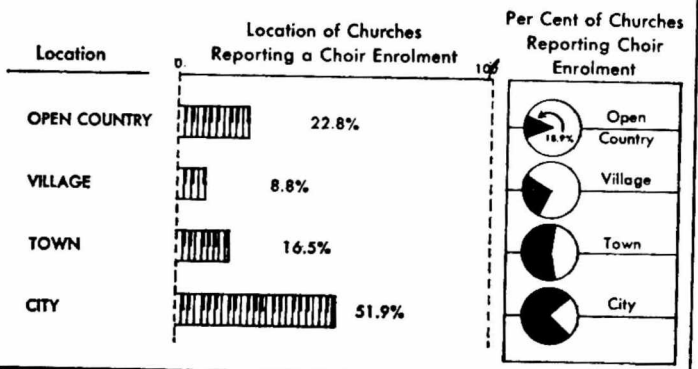
### DOES YOUR CHURCH PURCHASE THE BROTHERHOOD JOURNAL?

- 20%—"The Journal not purchased by my church"
- 21%—"The Journal purchased only for brotherhood officers"
- 43%—"The Journal purchased for all brotherhood members"
- 8%—"The Journal purchased—I do not know who receives it"
- 8%—"I do not know if the Journal is purchased by my church"

## BROTHERHOOD ENROLMENT, SOUTHERN BAPTIST CHURCHES, BY LOCATION—1961-1960

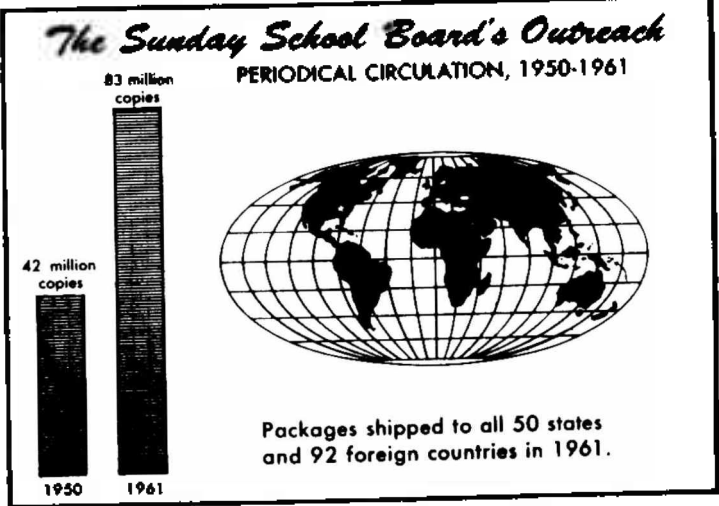
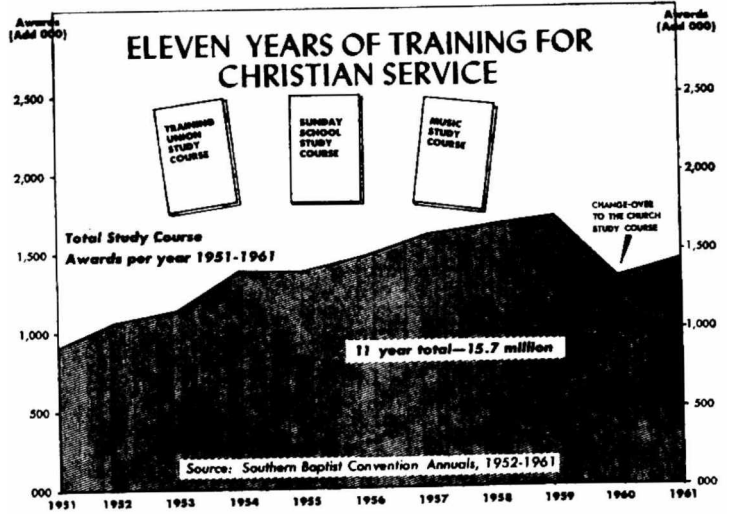
S.B.C. and States	Total Brotherhood		Churches Reporting P.L.A.		R.A. Enrolment, 1961		Churches Reporting Brotherhood		Men's Brotherhood, 1961				
	1961	1960	% Gain	O.C.	V.	T.	C.	Total	O.C.	V.	T.	C.	Total
B.B.C.	828,087	619,108	1.5	14,016	20,311	34,771	34,090	18,480	71,211	26,067	50,311	248,943	345,482
Alabama	19,740	44,896	2.2	1,009	1,419	3,170	3,170	1,009	5,613	1,443	8,094	17,529	27,329
Alaska	1,438	2,284	1.1	2	11	12	12	2	16	20	17	319	319
Arizona	1,438	4,123	2.8	12	13	13	13	140	31	43	249	305	5,058
Arkansas	15,441	14,123	0.8	28	28	28	28	423	1,010	1,611	1,737	3,072	10,462
California	13,371	18,071	3.4	604	604	604	604	489	88	64	623	1,708	2,498
Colorado	3,434	3,451	0.0	19	19	19	19	123	68	26	63	871	1,464
D.C.	1,853	1,119	6.6	27	27	27	27	88	418	1,119	1,119	1,468	1,468
Florida	63,240	61,019	3.6	2,201	1,819	2,218	2,218	1,819	3,481	3,113	4,194	7,866	11,011
Georgia	67,667	61,004	1.1	1,111	1,111	1,111	1,111	1,111	1,111	1,111	1,111	1,111	1,111
Hawaii	3,829	3,181	2.4	24	24	24	24	302	429	479	1,018	1,018	9,027
Illinois	2,344	2,181	7.4	24	24	24	24	302	129	21	171	444	1,771
Indiana	2,344	2,181	7.4	24	24	24	24	302	129	21	171	444	1,771
Iowa	2,344	2,181	7.4	24	24	24	24	302	129	21	171	444	1,771
Kansas	27,844	28,841	1.1	1,001	1,001	1,001	1,001	1,001	1,001	1,001	1,001	1,001	1,001
Kentucky	36,391	34,391	5.8	1,111	1,111	1,111	1,111	1,111	1,111	1,111	1,111	1,111	1,111
Louisiana	1,997	1,997	0.0	19	19	19	19	19	19	19	19	19	19
Maryland	1,997	1,997	0.0	19	19	19	19	19	19	19	19	19	19
Michigan	28,824	28,824	0.0	1,111	1,111	1,111	1,111	1,111	1,111	1,111	1,111	1,111	1,111
Minnesota	28,824	28,824	0.0	1,111	1,111	1,111	1,111	1,111	1,111	1,111	1,111	1,111	1,111
Mississippi	8,111	8,111	0.0	1,111	1,111	1,111	1,111	1,111	1,111	1,111	1,111	1,111	1,111
Missouri	31,111	31,111	0.0	1,111	1,111	1,111	1,111	1,111	1,111	1,111	1,111	1,111	1,111
New Mexico	6,111	6,111	0.0	1,111	1,111	1,111	1,111	1,111	1,111	1,111	1,111	1,111	1,111
North Carolina	61,111	61,111	0.0	1,111	1,111	1,111	1,111	1,111	1,111	1,111	1,111	1,111	1,111
Ohio	28,824	28,824	0.0	1,111	1,111	1,111	1,111	1,111	1,111	1,111	1,111	1,111	1,111
Oklahoma	2,111	2,111	0.0	1,111	1,111	1,111	1,111	1,111	1,111	1,111	1,111	1,111	1,111
Oregon	2,111	2,111	0.0	1,111	1,111	1,111	1,111	1,111	1,111	1,111	1,111	1,111	1,111
South Carolina	40,947	40,947	0.0	1,111	1,111	1,111	1,111	1,111	1,111	1,111	1,111	1,111	1,111
Tennessee	28,023	28,023	0.0	1,111	1,111	1,111	1,111	1,111	1,111	1,111	1,111	1,111	1,111
Texas	108,444	107,323	1.1	3,111	3,111	3,111	3,111	3,111	3,111	3,111	3,111	3,111	3,111
Virginia	33,371	33,371	0.0	1,111	1,111	1,111	1,111	1,111	1,111	1,111	1,111	1,111	1,111

## Southern Baptist Convention Choir Enrolment, 1961

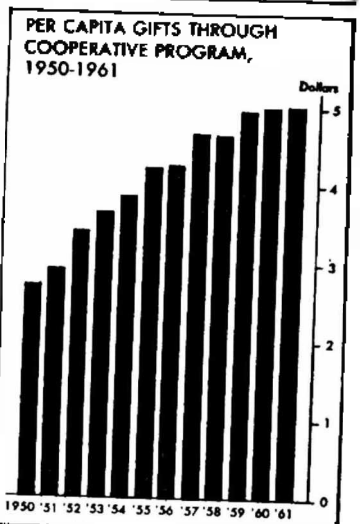
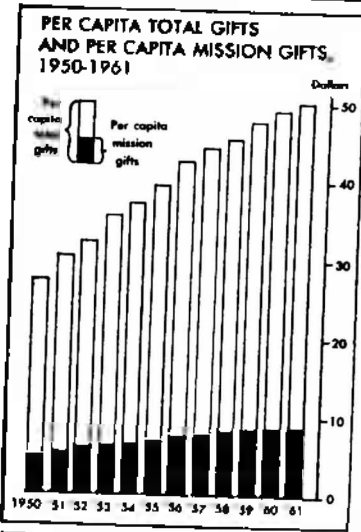


CHOIR ENROLMENT, SOUTHERN BAPTIST CHURCHES, BY LOCATION, 1961

S.B.C. and States	Churches Reporting Choir Enrolment		Choir Enrolment				Total
	Number	As % of All Churches	Open Country	Village	Town	City	
S.B.C.	12,627	29.7	96,655	34,831	66,620	497,322	716,104
Alabama	741	29.3	5,274	3,010	5,611	30,920	49,815
Alaska	10	20.3	90	90	14	628	822
Arizona	110	22.2	47	24	227	8,601	3,000
Arkansas	279	22.9	1,203	1,203	2,033	14,981	20,960
California	406	22.7	108	16	540	11,040	12,704
Colorado	68	42.5	33	33	107	1,820	1,760
Dist. of Columbia	64	100.0	0	0	0	3,277	3,277
Florida	269	28.2	2,878	1,310	5,124	30,231	48,549
Georgia	1,077	28.7	10,837	2,520	7,820	42,444	62,641
Hawaii	80	83.9	0	0	34	700	737
Illness	388	21.2	643	761	1,280	6,472	9,061
Indiana	280	22.9	100	43	1,268	1,480	1,480
Iowa	280	21.9	73	24	92	2,038	2,228
Kentucky	687	28.2	4,481	2,824	8,068	30,188	32,660
Louisiana	617	40.9	4,121	1,600	3,412	22,130	21,306
Maryland	126	71.2	800	0	0	3,701	5,083
Michigan	27	27.1	0	0	121	1,363	1,474
Minnesota	473	31.9	8,912	3,204	6,000	21,441	25,637
Missouri	867	22.1	2,820	3,816	5,068	19,123	29,828
New Mexico	116	49.1	27	168	456	4,982	6,523
North Carolina	1,617	46.0	22,420	4,924	10,600	24,704	73,628
Ohio	94	38.2	40	184	496	2,100	2,860
Oklahoma	478	26.7	1,100	841	3,420	20,439	26,611
Oregon-Wash.	71	40.0	0	0	171	1,305	1,476
South Carolina	810	22.7	12,326	2,000	6,403	21,940	43,669
Tennessee	911	29.2	8,980	2,884	4,582	24,380	36,826
Texas	1,700	48.9	4,178	2,137	11,632	97,226	115,983
Virginia	280	27.9	7,614	2,772	6,811	24,868	40,065



## SOUTHERN BAPTISTS' GIVING, 1950-1961




## Ungiven tithe, 1960

(Latest year information available)

Though Southern Baptists have a remarkable record of giving, there is still much room for improvement.

In 1960 the estimated income of Southern Baptists was \$16,772,036,871. A tithe of this amount would be \$1,677,203,687. Total gifts received by the churches was \$480,608,972, leaving an ungiven tithe of

**\$1,196,594,715.**



## TOTAL GIFTS, SOUTHERN BAPTIST CHURCHES, BY LOCATION—1961-1960

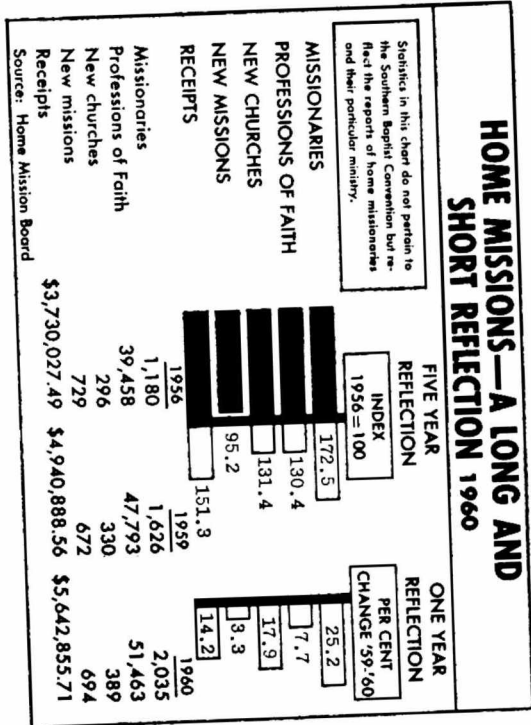
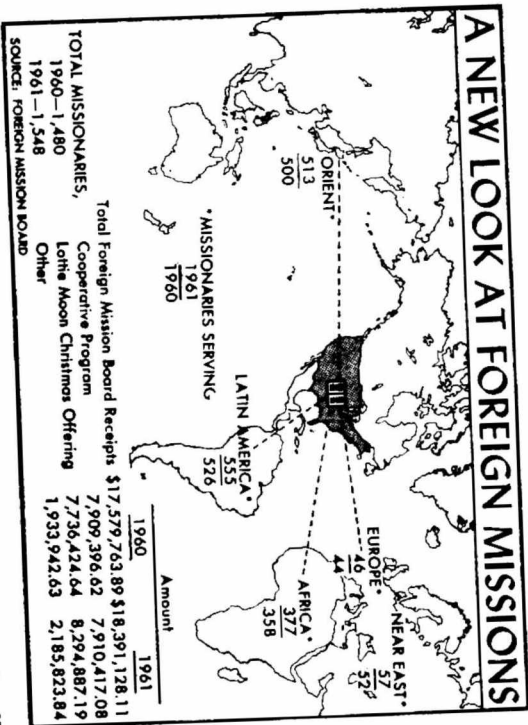
S.B.C. and States	Total Gifts		Open Country		Village		Town		City	
	1961	% Chg. 1960	1961	% Chg. 1960	1961	% Chg. 1960	1961	% Chg. 1960	1961	% Chg. 1960
S.B.C.	\$401,301,715	4.18	\$182,209,209	4.40	\$1,061,877	3.88	\$1,131,187	3.13	\$1,123,924	4.79
Alabama	31,506,000	6.99	13,000,000	7.23	164,826	1.64	116,839	-0.6	21,666,374	4.9
Alaska	2,367,076	1.23	1,000,000	1.23	1,367	1.23	1,367	0.0	1,000,000	1.23
Arizona	2,463,405	1.23	1,000,000	1.23	1,367	1.23	1,367	0.0	1,000,000	1.23
Arkansas	14,563,871	13.91	6,000,000	13.91	6,000,000	13.91	6,000,000	13.91	6,000,000	13.91
California	10,848,133	9.87	4,000,000	9.87	4,000,000	9.87	4,000,000	9.87	4,000,000	9.87
Colorado	2,004,811	1.57	1,000,000	1.57	1,000,000	1.57	1,000,000	1.57	1,000,000	1.57
D.C.	2,004,811	1.57	1,000,000	1.57	1,000,000	1.57	1,000,000	1.57	1,000,000	1.57
Florida	29,648,800	24.09	12,000,000	24.09	12,000,000	24.09	12,000,000	24.09	12,000,000	24.09
Georgia	40,742,800	29.47	16,000,000	29.47	16,000,000	29.47	16,000,000	29.47	16,000,000	29.47
Hawaii	498,000	1.23	200,000	1.23	200,000	1.23	200,000	1.23	200,000	1.23
Illinois	7,531,200	7.14	3,000,000	7.14	3,000,000	7.14	3,000,000	7.14	3,000,000	7.14
Indiana	1,821,200	1.23	700,000	1.23	700,000	1.23	700,000	1.23	700,000	1.23
Iowa	3,986,000	3.23	1,500,000	3.23	1,500,000	3.23	1,500,000	3.23	1,500,000	3.23
Kansas	24,484,774	24.28	9,500,000	24.28	9,500,000	24.28	9,500,000	24.28	9,500,000	24.28
Kentucky	23,556,000	23.53	8,500,000	23.53	8,500,000	23.53	8,500,000	23.53	8,500,000	23.53
Louisiana	8,146,126	3.70	3,000,000	3.70	3,000,000	3.70	3,000,000	3.70	3,000,000	3.70
Maryland	1,111,700	1.03	400,000	1.03	400,000	1.03	400,000	1.03	400,000	1.03
Michigan	21,932,800	20.70	8,000,000	20.70	8,000,000	20.70	8,000,000	20.70	8,000,000	20.70
Minnesota	24,234,811	22.79	8,500,000	22.79	8,500,000	22.79	8,500,000	22.79	8,500,000	22.79
Missouri	4,879,625	4.64	1,800,000	4.64	1,800,000	4.64	1,800,000	4.64	1,800,000	4.64
New Mexico	1,111,700	1.03	400,000	1.03	400,000	1.03	400,000	1.03	400,000	1.03
N. Carolina	48,108,771	42.06	18,000,000	42.06	18,000,000	42.06	18,000,000	42.06	18,000,000	42.06
Ohio	3,923,410	3.04	1,400,000	3.04	1,400,000	3.04	1,400,000	3.04	1,400,000	3.04
Oklahoma	23,067,471	21.26	8,500,000	21.26	8,500,000	21.26	8,500,000	21.26	8,500,000	21.26
Ore. Wash.	3,002,119	1.02	1,000,000	1.02	1,000,000	1.02	1,000,000	1.02	1,000,000	1.02
S. Carolina	27,994,014	26.78	10,000,000	26.78	10,000,000	26.78	10,000,000	26.78	10,000,000	26.78
Tennessee	24,264,800	23.72	8,500,000	23.72	8,500,000	23.72	8,500,000	23.72	8,500,000	23.72
Texas	61,444,844	58.77	22,000,000	58.77	22,000,000	58.77	22,000,000	58.77	22,000,000	58.77
Virginia	34,823,682	34.82	12,000,000	34.82	12,000,000	34.82	12,000,000	34.82	12,000,000	34.82

MISSION GIFTS, SOUTHERN BAPTIST CHURCHES, BY LOCATION—1961-1960

S. B. C. and States	Mission Gifts			Open Country			Village			Town			City			
	1961	1960	% Gain	Per Capita	1961	% Gain	Per Capita	1961	% Gain	Per Capita	1961	% Gain	Per Capita	1961	% Gain	Per Capita
S.B.C.	\$ 84,439,886	\$ 81,024,906	3.1%	\$ 40	\$9,034,126	4.3%	\$ 3.65	\$3,716,564	2.8%	\$ 5.02	\$9,466,633	0.1%	\$ 11	\$ 43,197,363	3.4%	\$ 11.30
Alabama	5,316,851	4,941,811	7.6	7.31	903,327	7.8	2.28	218,677	6.8	4.28	486,640	-4.4	6.73	4,628,707	9.0	11.49
Alaska	60,180	56,992	5.6	6.88	144	-95.0	2.80	3,062	62.5	6.03	3,701	-1.1	8.47	84,342	10.8	9.34
Arizona	431,780	419,554	2.9	3.69	4,854	-16.5	5.07	8,609	-71.8	3.84	37,344	23.4	6.88	294,325	4.0	9.05
Arkansas	2,468,891	2,414,379	3.1	6.02	198,089	7.2	3.98	122,623	3.1	3.99	377,788	13.3	7.30	1,780,268	0.7	11.35
California	1,313,463	1,260,534	4.2	7.83	18,987	14.6	4.86	6,261	-14.9	4.23	68,482	-13.9	5.16	1,221,652	8.4	6.16
Colorado	240,815	204,752	17.5	9.17			3,362	69.0	5.81	10,627	38.2	6.46	228,326	16.3	8.66	
D. C.	568,027	549,244	6.6										568,027	8.0	14.66	
Florida	4,139,320	4,070,301	1.7	8.10	236,984	-4.7	3.40	63,810	-4.0	3.70	376,872	0.3	6.47	3,444,484	2.3	9.44
Georgia	6,782,714	6,510,862	3.0	7.42	789,019	2.9	2.48	208,067	5.3	3.66	613,268	2.3	8.88	5,111,683	2.6	13.46
Hawaii	69,674	80,136	13.9	11.46							6,830	17.3		64,186	15.7	11.30
Illinois	1,118,939	1,128,017	2.0	7.34	128,843	2.0	4.40	81,268	-10.8	5.19	162,992	13.3	6.81	766,144	1.8	8.06
Indiana	173,318	157,069	10.3	6.00	5,946	33.0	3.33	3,244	-8.4	3.47	4,824	-10.3	3.38	186,294	19.6	6.40
Kansas	200,024	206,041	11.0	8.75	8,806	22.9	7.07	6,014	21.4	8.01	36,649	-14.9	6.72	281,655	10.8	8.22
Kentucky	4,123,518	4,282,829	-3.2	6.82	674,107	2.1	3.10	293,987	-3.7	3.86	873,688	7.1	7.81	2,879,731	-3.5	10.14
Louisiana	3,972,861	3,798,571	4.7	9.66	377,199	6.3	3.83	168,080	2.9	5.22	377,161	0.0	6.29	3,048,612	7.6	12.48
Maryland	610,610	564,178	3.0	10.18	26,191	-28.9	6.96	28,242	28.6	7.03	49,635	-3.9	8.80	512,343	8.0	11.10
Michigan	179,278	128,136	0.5	6.83	1,499	-57.8	1.26	1,261	3.33	3.244	6,143	23.2	7.47	122,186	0.6	7.08
Minnesota	3,762,717	3,637,233	3.4	7.80	556,259	1.0	3.87	214,787	5.4	4.83	695,788	10.37	3.22	2,802,268	3.0	12.84
Missouri	4,377,127	4,230,802	3.3	9.49	346,285	6.9	4.15	316,538	7.3	4.48	661,595	14.3	7.81	3,389,281	3.4	12.88
New Mexico	943,662	827,236	2.0	10.02	20,370		6.82	46,530	34.6	8.25	75,888	-10.3	6.16	698,389	3.0	10.36
North Carolina	7,538,833	7,241,998	4.1	8.16	1,868,218	6.4	3.83	382,376	3.0	4.06	688,606	3.1	9.18	4,411,687	3.8	13.40
Ohio	310,548	271,030	14.2	7.46	8,108	23.8	3.78	7,862	17.2	3.94	32,080	3.0	6.33	264,518	17.7	8.88
Oklahoma	3,851,881	3,778,487	1.9	8.16	303,081	6.9	4.38	218,217	6.4	4.44	674,760	9.0	7.80	2,884,223	6.0	11.22
Oregon-Wash.	219,686	204,381	8.0	8.73	3,648	68.7	8.73	2,176	-4.7	1.77	1,081	1.0	7.01	180,763	4.6	12.03
South Carolina	5,080,130	4,710,130	7.2	8.96	1,080,231	14.8	6.64	179,004	-3.4	6.13	707,836	10.48	8.19	3,112,486	6.7	13.65
Tennessee	6,359,642	6,226,283	2.0	8.88	736,290	1.7	2.85	212,431	5.3	3.82	421,828	7.3	8.13	3,986,383	3.4	16.29
Texas	10,582,391	10,313,930	1.7	9.96	718,479	1.7	8.11	628,276	7.0	6.82	1,744,330	0.4	8.84	13,481,812	1.7	31.88
Virginia	4,750,986	4,622,938	2.6	10.05	728,236	2.3	8.86	257,112	2.0	6.86	499,639	0.4	9.24	3,310,021	2.0	12.97

Quarterly Review

July, August, September, 1962



VALUE OF CHURCH PROPERTY, SOUTHERN BAPTIST CHURCHES, BY LOCATION, 1961-1960

S.B.C. and States	Total Value of Church Property			Open Country		Village		Town		City	
	1961	1960	% Gain	1961	% Gain	1961	% Gain	1961	% Gain	1961	% Gain
S.B.C.	\$2,385,175,418	\$2,204,351,549	8.0	\$224,453,896	7.4	\$173,129,860	6.8	\$285,909,245	3.3	\$1,981,092,713	8.9
Alabama	151,258,165	140,248,115	7.8	24,878,948	7.1	7,400,888	12.8	14,703,804	-8.3	104,289,016	9.8
Alaska	3,135,090	3,301,302	5.0	10,000	-82	176,380	68.9	289,810	-96.4	3,689,180	13.8
Arizona	15,141,811	12,797,436	18.3	204,500	12.8	420,300	-6.6	892,668	6.7	13,873,848	20.1
Arkansas	84,909,872	81,056,837	6.3	6,456,042	4.1	3,963,454	7.2	8,249,454	17.1	68,421,918	4.6
California	60,148,247	44,506,220	12.7	718,928	30.8	285,750	3.4	3,818,678	-0.1	56,214,183	14.9
Colorado	9,428,441	8,438,206	11.7								
District of Columbia	18,058,073	17,883,662	6.6			124,000	156.7	431,842	3.3	6,889,689	11.3
Florida	125,591,914	124,154,012	0.0	10,043,431	11.7	3,482,754	8.1	12,022,060	-1.8	110,120,683	10.2
Georgia	204,534,110	188,308,524	6.8	34,991,228	6.0	8,874,846	10.3	21,054,831	7.8	139,826,126	9.4
Hawaii	3,074,050	2,879,080	19.2					312,900	43.1	2,761,150	17.0
Illinois	33,342,832	30,734,584	8.8	2,666,248	4.8	3,272,000	24.3	4,477,487	18.3	22,634,205	7.7
Iowa	7,500,464	8,402,394	34.0	260,327	-6.3	168,500	24.3	381,027	11.2	6,999,840	28.1
Kansas	8,833,923	7,713,443	14.5	184,800	-8.0	180,700	28.3	638,700	83.6	7,934,913	11.7
Kentucky	117,101,917	111,374,045	8.1	19,384,848	7.1	6,271,667	2.8	18,483,008	3.2	71,061,628	8.4
Louisiana	706,823,147	68,892,368	11.1	14,931,564	8.0	3,416,217	9.8	10,526,027	3.0	78,845,304	18.4
Maryland	22,127,799	18,951,320	16.6	1,280,000	18.6	768,994	27.6	1,874,991	3.1	18,284,814	17.8
Michigan	8,018,961	4,166,380	20.4	104,900	-29.7			167,500	-2.9	8,718,461	23.6
Mississippi	101,917,863	94,798,254	7.4	21,348,458	8.5	6,867,168	7.3	17,281,319	6.2	68,098,426	7.1
Minnesota	102,499,667	92,833,365	11.1	8,488,316	8.2	6,932,954	9.6	14,008,858	8.5	73,454,478	12.7
New Mexico	20,348,837	18,806,797	9.6	483,162	6.5	948,290	31.4	1,586,220	-11.7	17,406,728	11.0
North Carolina	228,287,960	210,827,483	7.0	65,800,303	6.0	13,008,804	3.1	28,533,810	4.6	148,184,642	7.6
Ohio	13,254,485	10,147,276	20.6	302,100	41.0	269,848	130.1	1,482,800	-30.0	10,988,739	20.8
Oklahoma	98,329,481	88,531,507	6.7	3,823,134	2.0	4,220,838	3.1	11,824,784	1.4	78,584,737	7.7
Oregon-Washington	7,288,668	8,283,523	13.8	106,000	300.8	64,000	25.1	633,910	1.8	6,431,168	17.0
South Carolina	132,632,569	123,788,276	8.0	38,387,830	8.8	6,548,620	-2.9	17,977,000	7.6	72,732,367	6.6
Tennessee	167,986,338	154,838,480	7.1	30,620,806	9.3	7,741,183	6.3	14,607,138	-8.4	118,011,912	8.1
Texas	428,662,158	400,082,726	6.6	17,278,828	5.5	14,648,830	7.6	17,667,872	1.8	387,118,498	7.2
Virginia	130,301,021	120,369,919	8.3	23,871,468	3.6	8,647,470	7.6	13,526,327	1.8	94,856,760	10.6

Quarterly Review

CHURCH DEBT, SOUTHERN BAPTIST CHURCHES, BY LOCATION—1961

S.B.C. and States	Total Debt		Open Country		Village		Town		City		Debt as a % of Property Value		Debt as a % of Total OWs	
	1961	1960	1961	1960	1961	1960	1961	1960	1961	1960	1961	1960	1961	1960
S.B.C.	\$478,230,000	\$220,858,000	\$20,858,000	\$11,322,000	\$11,322,000	\$11,322,000	\$22,911,000	\$401,419,000	18.9			18.9		94.6
Alabama	24,900,000	1,918,000	898,000	2,003,000	2,003,000	20,188,000	16.5				16.5		77.0	
Alaska	618,000	4,000	22,000	42,000	42,000	580,000	19.7				19.7		131.4	
Arizona	5,347,000	34,000	82,000	278,000	278,000	5,074,000	26.2				26.2		184.9	
Arkansas	9,823,000	600,000	278,000	878,000	878,000	7,951,000	15.1				15.1		68.4	
Texas	18,797,000	113,000	71,000	630,000	630,000	18,167,000	33.5				33.5		189.9	
California	4,310,000			18,000	18,000	4,292,000	44.7				44.7		210.1	
Colorado	5,764,800					5,764,800	30.7				30.7		177.1	
District of Columbia	79,888,000	1,338,000	284,000	1,894,000	1,894,000	78,000,000	23.0				23.0		183.1	
Florida	18,328,000	1,690,000	862,000	2,327,000	2,327,000	16,001,000	17.8				17.8		86.7	
Georgia	3,074,050					3,074,050	30.7				30.7		126.2	
Hawaii	630,000					630,000	24.3				24.3		107.1	
Illinois	3,811,000	281,000	292,000	928,000	928,000	2,883,000	36.7				36.7		163.8	
Iowa	2,478,000	44,000	160,000	160,000	160,000	2,318,000	41.3				41.3		188.0	
Kansas	3,843,000	67,000	46,000	276,000	276,000	3,567,000	16.0				16.0		71.7	
Kentucky	17,828,000	1,534,000	382,000	1,844,000	1,844,000	16,000,000	21.3				21.3		160.8	
Louisiana	23,810,000	1,564,000				22,246,000	28.8				28.8		142.4	
Maryland	5,923,900	212,000	324,000	368,000	368,000	5,555,900	38.4				38.4		173.1	
Michigan	1,828,800	37,000	81,000	1,747,800	1,747,800	1,810,000	18.7				18.7		73.0	
Minnesota	18,013,000	1,499,000	848,000	1,778,000	1,778,000	16,235,000	22.8				22.8		162.6	
Mississippi	23,847,000	808,000	912,000	1,884,000	1,884,000	22,000,000	23.1				23.1		98.6	
New Mexico	4,030,000			97,000	97,000	3,933,000	13.6				13.6		68.1	
North Carolina	20,711,800	4,648,000	1,299,800	3,728,000	3,728,000	17,000,000	27.1				27.1		170.8	
Ohio	4,967,600	86,000	190,000	881,000	881,000	4,086,600	31.7				31.7		93.8	
Oklahoma	38,688,000	324,000	301,000	1,888,000	1,888,000	36,800,000	26.9				26.9		160.9	
Oregon-Washington	1,878,000	10,000	24,000	168,000	168,000	1,710,000	19.1				19.1		97.6	
South Carolina	18,623,000	8,084,000				10,539,000	28.4				28.4		99.8	
Tennessee	24,321,000	8,194,000	788,000	1,954,000	1,954,000	22,367,000	28.4				28.4		188.8	
Texas	99,687,000	1,365,000	1,180,000	4,985,000	4,985,000	94,702,000	17.8				17.8		87.8	
Virginia	22,438,000	2,387,000	1,308,000	3,180,000	3,180,000	19,258,000								





DISTRIBUTION OF COOPERATIVE PROGRAM RECEIPTS IN ACCORDANCE WITH INSTRUCTIONS OF S.B.C.  
Year ended December 31, 1961

Organization for operating expenses and capital needs:	Operating Expenses	Capital Needs, Budgeted	Capital Needs, Actual	Total	
				Amount	Per Cent
Foreign Missions Board	7,356,000	900,000	960,417	8,316,417	44.64
Home Missions Board	3,000,000	1,120,000	974,671	3,974,671	16.79
Assembly Board	225,000			225,000	4.91
Southern Baptist Seminary	480,891	540,000	328,223	809,114	4.91
Northwestern Baptist Seminary	780,324	500,000	413,753	1,194,077	6.72
New Orleans Baptist Seminary	328,782	320,000	264,128	592,910	4.46
Golden Gate Baptist Seminary	318,449	100,000	88,674	407,123	3.28
Southeastern Baptist Seminary	496,683	300,000	247,894	744,577	4.28
Midwestern Baptist Seminary	399,013	700,000	577,842	976,855	4.98
Radio and Television Commission	478,000	300,000	164,000	642,000	3.61
American Seminary Commission	28,000	28,000	30,658	108,658	6.1
Carver School of Missions	190,000			190,000	90
Southern Baptist Hospital	28,200			28,200	37
Brotherhood Commission	178,500	80,000	41,258	259,758	1.28
Public Affairs Committee	60,000	60,000	41,258	101,258	32
Southern Baptist Foundation	38,500			38,500	14
Educational Commission	60,000			60,000	24
Historical Commission	42,800			42,800	30
Christal Life Commission	32,000			32,000	1.18
Cooperating Operating Budget	200,000			200,000	
	13,938,800	4,678,000	3,774,640	17,713,440	100.00

Quarterly Review

SOUTHERN BAPTIST HOSPITALS, 1961

STATE	NAME AND LOCATION	Administrator	Year Opened	Approved	Patient Care Program							Charity Free Service Program			
					No. Adult Patients	No. Infant Patients	No. Outpatient Patients	No. Inpatient Patients	No. Days of Care	Operating Expenses	No. Inpatient Patients	No. Outpatient Patients	No. Days of Care	Operating Expenses	
Alabama	Baptist Memorial Hospital, 1138 6th Avenue, Gadsden	J. C. Hamblet	1944	No	118	30	5,310	78	81,090,310	864				158	
Alabama	St. Joseph's Hospital, 1700 West 13th St., Little Rock	Clyde L. Gibby	1922	Yes	350	23	14,166	1,536	30,768,607	213			53,124	3,987	
Arizona	Baptist Memorial Hospital, 900 Miami Rd., Jacksonville	J. A. Olliveth	1920	Yes	420	51	14,166	1,536	4,813,960	80			236,882	30,000	
Florida	Baptist Memorial Hospital, 300 Boulevard, N.E. Atlanta 12	Lawrence R. Payne	1925	Yes	77	10	4,483	1,338	968,003				20,000		
Florida	St. Joseph's Hospital, 1700 West 13th St., Little Rock	Pat N. Groves	1925	Yes	328	40	14,708	1,197	3,818,939	668	5,516		107,292	10,000	
Georgia	Georgia Baptist Hospital, 202 Boulevard, N.E. Atlanta 12	Edwin B. Paul	1901	Yes	202	20	13,501	2,210	3,818,046				408,117	166,438	
Kentucky	Central Baptist Hospital, 1740 E. Lexington St., Lexington	Henry D. Coppin	1924	Yes	475	74	28,504	4,186	4,244,987	3,315	6,678		143,242	17,100	
Kentucky	Western Baptist Hospital, 210 Laurel Avenue, Louisville	Hubert L. DeBia	1924	Yes	170		8,480	1,563					12,000	13,000	
Louisiana	Baptist Hospital, 277 Third Street, Alexandria	B. R. Brewer	1924	Yes	119	15	8,292	892	1,228,708	67			24,658	18,421	
Louisiana	Baton Rouge General Hospital, 3500 Florida Street, Baton Rouge	Fredman E. May	1900	Yes	205	26	8,640	819	1,527,518	68					
Louisiana	Home Memorial Hospital, E. College St., Home	Robert J. Gray	1925	Yes	311	34	17,302	3,450	3,249,490		2,131		102,581	11,099	
Louisiana	Baptist Memorial Hospital, E. College St., Home	Edwin D. Massey	1925	Yes	44	11	1,527	301	347,224	48	200		6,771	4,708	
Louisiana	Southern Baptist Hospital, 3700 Napoleon Ave., New Orleans	B. W. Bevers	1945	Yes	4		1,846	138	328,814	70			4,000	3,700	
Mississippi	Raymond C. Wilson	Raymond C. Wilson	1920	Yes	487	80	19,707	4,314	8,609,318	873	1,020		224,847	18,282	
Missouri	Missouri Baptist Hospital, 119 N. Taylor Ave., St. Louis	Paul J. Fryer	1908	Yes	374	46	10,323	3,046	3,700,085						
Missouri	Baptist Memorial Hospital, Kansas City	C. E. Coppeland	1924	Yes	670	29	9,488	1,121	4,238,170	727			306,311		
N. Carolina	North Carolina Baptist Hospital, Winston-Salem	Hamilton V. Reid	1920	No	160	30	17,391	1,323	3,006,848	16	12		8,808	13,407	
North Carolina	North Carolina Baptist Hospital, Winston-Salem	Rud T. Holton	1923	Yes	402	60	12,112				74,482		968,278	232,006	
Oklahoma	Bristow Memorial Hospital, Bristow	Robert A. Bassell	1941	No	41	7	1,804	142	387,408	125			30,097	1,900	
Oklahoma	Cordell Memorial Hospital, Cordell	Bessie A. Burgess	1927	No	24	10	848	194	18,525	16			9,787		
Oklahoma	Edad General Hospital, 708 West Market, Edad	Joe R. Baker	1910	Yes	123	14	2,748	301	980,860				18,870		
Oklahoma	Grand Valley Hospital, Pryor	John Swinson	1924	No	67	11	1,997	204	281,828				6,778		
Oklahoma	Miami Baptist Hospital, 105 B Street, E.W., Miami	W. C. Campbell	1919	Yes	68	11	2,790	480	54				27	4,481	
Oklahoma	Oklahoma Baptist Hospital, Muskogee	Bill Lark	1924	Yes	31	8	3,700	226	662,953				18	2,173	
Oklahoma	Perry Memorial Hospital, 601 11th Street, Perry	C. E. Hendricks	1928	Yes	26	8	788	180	39	183,490			16	1,720	
Oklahoma	Southwest Baptist Hospital, 224 West Jefferson, Maagum	Ralph A. Hill	1949	No	32	5	1,118	166	48	121,499			66	228	
Oklahoma	Baptist Memorial Hospital, Oklahoma City	James L. Henry	1924	Yes	184	26	9,188	1,244	70	64			3,481		
Oklahoma	Stimms Memorial Hospital, Oklahoma City	David C. Foster	1928	Yes	39	8	3,083	681	68	945,124			38	6,443	
South Carolina	South Carolina Baptist Hospital, Columbia	William H. Colver	1914	Yes	311	13	13,813	1,414	33,353,707	791			220,117	86,294	
South Carolina	East Tennessee Baptist Hospital, Knoxville	W. L. Hines	1948	Yes	17	13	3,681	621	66	490,578			88	1,519	
Tennessee	East Tennessee Baptist Hospital, Knoxville	W. L. Hines	1948	Yes	287	26	12,474	3,040	88	1,018,108			328,716	71,688	
Tennessee	Mid-South Baptist Hospital, Inc., Nashville	Osma Kidd	1918	Yes	340	70	19,322	2,875	3,100,000	3,171			486,000	88,788	
Tennessee	Baptist Memorial Hospital, Memphis	Frank S. Groves	1924	Yes	520	73	23,648	3,142	68	10,283,347	3,897	28,723	1,284,878	10,088	
Texas	Baylor University Medical Center, Dallas	Buono Powell	1903	Yes	794	160	33,823	7,427	88	5,334,680	1,840	18,707	874,013	40,088	
Texas	Hendrick Memorial Hospital, Abilene	R. M. Collier	1924	Yes	323	37	13,329	1,988	99	199,348			56,080	36,000	
Texas	Hillcrest Baptist Hospital, 4000 Herring Avenue, Waco	Julian H. Price	1925	Yes	176	36	9,897	1,725	90	748,888			118,291	25,000	
Texas	Memorial Baptist Hospital, Houston		1907	Yes	446	80	18,431	1,843	1,681,814	314	4,828		136,272	82,308	
Texas	Baptist Memorial Hospital, 111 Dallas Street, San Antonio	David Overby	1924	Yes	74	17	3,313	4,227	1,480,886	888	1,708		52,828		
Texas	Baptist Hospital of Southeast Texas, Beaumont	Guy H. Dabryville	1949	Yes	371	50	11,788	1,811	37	3,880,098	387	888	88,248	38,000	
Texas	Baptist Memorial Hospital, San Antonio	Mrs. Lorna Gayle	1921	Yes	178		8,787	944	181	812,328	188		675,236	88,000	
Texas	Valley Baptist Hospital, Harlingen	T. H. Mortenson, Jr.	1928	Yes	180		7,477	944	73	149,051	452	1,284	88,018		
Texas	Virginia Baptist Hospital, Ervinton Ave., Lynchburg	Charles S. Brown	1924	Yes	180	23	7,114	3,448	87	1,281,323				68,000	

\* In patients and out-patients combined. \* Regular and charity patients records not kept separately. \* No record on op. of the service team. \* 1958 record.

July, August, September, 1962

Page 43

SOUTHERN BAPTIST HOSPITALS, 1961 (cont.)

STATE	NAME AND LOCATION	Capital Program							Religious Ministries					
		Total Property Value	Indebtedness	Construction Planned	Completion Date	Number Additional Beds Needed New	Residents from Denominational Capital Program	Endowment	No. Chaplains	Frequency of Worship Services	Number Patients Baptist	Number Other Patients Denominations	Number Patients Non-Church	
Alabama	Baptist Memorial Hospital, Gadsden	\$ 330,808	\$ 320,000	Yes	1963				1	daily				
Alabama	Birmingham Baptist Hospital	2,379,840	220,000						2	weekly				
Arkansas	Arkansas Baptist Hospital, Little Rock	4,817,823	1,870,166	Yes	Indef.		37,466		2	daily	8,486	4,778	2,442	
Arkansas	Parvane Baptist Hospital, Yuma	1,400,000	91,400				28,544							
Florida	Baptist Memorial Hospital, Jacksonville	6,268,307	993,133			50	30,439	1,084	2	weekly	7,373	8,707	481	
Florida	Georgia Baptist Hospital, Atlanta	4,700,000	474,988	Yes	1963				1	daily				
Florida	Central Baptist Hospital, Leesville	10,197,081	1,197,023	Yes	1963	300	113,186		2	daily	14,700	14,041	1,791	
Kentucky	Kentucky Baptist Hospital, Louisville	2,344,273	518,028				91,418		2	daily	4,039	4,024	1,180	
Kentucky	Western Baptist Hospital, Paducah	4,143,180				160			1	daily	2,180	2,741	1,370	
Kentucky	Baptist Hospital, Alexandria	1,884,681	261,000	Yes	1963	25			1	daily	8,243	1,000	1,167	
Louisiana	Baton Rouge General Hospital, Baton Rouge	2,313,646	372,190			240			2	weekly	8,781	8,000		
Louisiana	Baptist Memorial Hospital, Lake Charles	3,824,620	1,801,718	Yes	1964	100	26,181	86,683						
Louisiana	Home Memorial Hospital, Homer	452,028	98,000											
Louisiana	Southern Baptist Hospital, New Orleans	286,878												
Louisiana	Mississippi Baptist Hospital, Jackson	\$ 134,401		Yes	1967		30,620	61,840	2	daily	7,628	30,241	1,650	
Missouri	Missouri Baptist Hospital, St. Louis	\$ 258,000	360,000	Yes	1963	180	34,000		2	weekly	6,024	4,254	1,748	
Missouri	Baptist Memorial Hospital, Kansas City	4,778,408	127,644	Yes	1964			104,563	1	daily	2,870	2,870	624	
Missouri	Baptist Memorial Hospital, St. Louis	3,742,844	842,104	Yes	1963	134			1	weekly	2,800	4,747	38	
N. Carolina	North Carolina Baptist Hospital, Winston-Salem	\$ 254,289	373,313	Yes	1961	100	133,000	13,071	10	daily	887	841	76	
Oklahoma	Bristow Memorial Hospital, Bristow	430,282												
Oklahoma	Corvill Memorial Hospital, Corvill	230,208												
Oklahoma	East General Hospital, East	743,174	94,680			50	11,230		1	2 weekly	1,173	3,886	251	
Oklahoma	Grand Valley Hospital, Pryor	449,834							1	weekly	698	1,218	80	
Oklahoma	Miami Baptist Hospital, Miami	836,446							1	daily	1,426	1,000	481	
Oklahoma	Oklahoma Baptist Hospital, Muskogee	1,134,680	152,772	Yes	1963	25			1	daily	251	1,291	80	
Oklahoma	Southwest Baptist Hospital, Mangum	230,350							1	daily	420	681	17	
Oklahoma	Baptist Memorial Hospital, Oklahoma City	114,460							1	daily	2,895	6,434		
Oklahoma	Bayne Baptist Hospital, Bay	4,298,471	2,876,478	Yes	1962	100	100,000		1	weekly	284	413	282	
Oklahoma	Stillwater Memorial Hospital, Stillwater	484,000							1	daily	940	2,867	163	
Oklahoma	South Carolina Baptist Hospital, Columbia	991,000							2	weekly	8,783	8,668		
N. Carolina	East Tennessee Baptist Hospital, Knoxville	2,209,183	173,450	Yes	1964	140	206,814	8,000						
N. Carolina	Mid State Baptist Hospital, Inc., Asheville	1,008,427	200,048											
Tennessee	East Tennessee Baptist Hospital, Knoxville	4,681,054	1,696,000					26,784		1	weekly	6,689	4,486	401
Tennessee	Mid State Baptist Hospital, Inc., Nashville	8,000,000	718,677	Yes	1964	300			1	weekly	4,268	10,208	1,467	
Tennessee	Baptist Memorial Hospital, Memphis	30,943,781	1,117,726	Yes	1964	100	10,000	28,000	1	2 weekly	14,708	13,785	5,323	
Tennessee	Baylor University Medical Center, Dallas	18,498,548	1,117,726	Yes	1964		100,000	1,894,113	4	daily	12,743	20,235	1,788	
Texas	Heidrick Memorial Hospital, Abilene	2,334,426	381,000	Yes	1964			1,018,687	1	daily	3,563	6,730	15,873	
Texas	Hillcrest Baptist Hospital, Waco	2,334,426	381,000	Yes	1963	138	24,750	140,210	1	weekly	8,000	10,148	1,174	
Texas	Memorial Baptist Hospital, Houston	12,701,788	6,275,710	Yes	1963	175	7,800	240,710	6	daily	4,274	12,063		
Texas	Baptist Memorial Hospital, San Antonio	4,630,180	2,063,186	Yes	1962	175	100,000	83,049	1	weekly	6,874	5,821		
Texas	Baptist Hospital of Southeast Texas, Beaumont	8,031,496	1,196,718	Yes	1962	280	73,000		1	daily	63	104		
Texas	Baptist Memorial Hospital, San Antonio	687,546							1	2 weekly	2,027	4,676	980	
Texas	Valley Baptist Hospital, Harlingen	3,222,670	373,187	Yes	1962		44,638	977	1	daily	2,870	4,028	241	
Texas	Virginia Baptist Hospital, Lynchburg	3,081,236	408,931				10,000	97,481	1					

1960 record.

SOUTHERN BAPTIST HOSPITALS, 1961 (cont.)

STATE	NAME AND LOCATION	Education Program												
		Professional Nurses	Non-Professional Nurses	Internes (M.D.)	Residents (M.D.)	Residents (Administrative)	Laboratory Technicians	X-Ray Technicians	Practical Care Institute Enrollment 1961	Pastoral Care Clinical Courses	Internes Pastoral Care	Residents Pastoral Care	Program Expense	Residents Discontinuation
Alabama	Baptist Memorial Hospital, Gadsden	149	174	1	5		11	4						No
Alabama	Birmingham Baptist Hospital	206	20	10				11				97,466	40,000	No
Arkansas	Arkansas Baptist Hospital, Little Rock		13									1,100		No
Arkansas	Parvane Baptist Hospital, Yuma											133,063		No
Florida	Baptist Memorial Hospital, Jacksonville	58	33		10		2	10	391	18				No
Florida	Georgia Baptist Hospital, Atlanta	236		6	28				250	30	3	549,291		No
Florida	Central Baptist Hospital, Leesville				4		19	7				38,861		No
Kentucky	Kentucky Baptist Hospital, Louisville	167			5		4	12				210,000		No
Kentucky	Western Baptist Hospital, Paducah		17											No
Louisiana	Baptist Hospital, Alexandria						2							No
Louisiana	Baton Rouge General Hospital, Baton Rouge	60	40				8			15		4,000		Yes
Louisiana	Beaumont Memorial Hospital, Daingerfield													No
Louisiana	Homer Memorial Hospital, Homer													No
Louisiana	Southern Baptist Hospital, New Orleans	221	39	8	22		21	7		44	5	348,817		Yes
Mississippi	Mississippi Baptist Hospital, Jackson	138	14	9	5		8	8	87	9	5	394,237	14,200	No
Missouri	Missouri Baptist Hospital, St. Louis	152			17		6	8				404,027		No
Missouri	Baptist Memorial Hospital, Kansas City	84	82				15	8						No
N. Carolina	North Carolina Baptist Hospital, Winston-Salem	551	40	15	45	11	25	12		90	10			Yes
Oklahoma	Baptist Memorial Hospital, Oklahoma City													No
Oklahoma	Corvill Memorial Hospital, Corvill													No
Oklahoma	East General Hospital, East	38										26,722	11,220	No
Oklahoma	Grand Valley Hospital, Pryor													No
Oklahoma	Miami Baptist Hospital, Miami													No
Oklahoma	Oklahoma Baptist Hospital, Muskogee	37					1	1				12,392	11,230	No
Oklahoma	Perry Memorial Hospital, Perry													No
Oklahoma	Southwest Baptist Hospital, Mangum													No
Oklahoma	Baptist Memorial Hospital, Oklahoma City											10,000		No
Oklahoma	Bayne Baptist Hospital, Bay													No
Oklahoma	Stillwater Memorial Hospital, Stillwater													No
S. Carolina	South Carolina Baptist Hospital, Columbia	199					2	4	180	20	3	17,000	1,000	Yes
S. Carolina	East Tennessee Baptist Hospital, Knoxville	124					2							No
Tennessee	East Tennessee Baptist Hospital, Knoxville	124					2					361,194		No
Tennessee	Mid State Baptist Hospital, Inc., Nashville	728	68	11	24	1	14	6		1	1	260,028		No
Tennessee	Baptist Memorial Hospital, Memphis	222	26	20	37	2	11	11	138	12		737,939		No
Texas	Baylor University Medical Center, Dallas	118	38	19	47	1	29	21	234	12		15,894		No
Texas	Heidrick Memorial Hospital, Abilene	61					9	3	66	8		84,680		No
Texas	Hillcrest Baptist Hospital, Waco	123	17				2					37,130	11,000	No
Texas	Memorial Baptist Hospital, Houston	123	30	6			5	3	114	22	7	38,000	36,000	Yes
Texas	Baptist Memorial Hospital, San Antonio	29			3		7	4	53	8	3			No
Texas	Baptist Hospital of Southeast Texas, Beaumont	44	11				8	21						No
Texas	Baptist Memorial Hospital, San Antonio													No
Texas	Valley Baptist Hospital, Harlingen		30				2	2				21,941	1,878	No
Virginia	Virginia Baptist Hospital, Lynchburg	88												No

1960 record.






Page 44

Quarterly Review

July, August, September, 1962

Page 45

# THE BAPTIST STUDENT UNION, 1958 - 1961

<p><b>BAPTIST STUDENTS IN BAPTIST SCHOOLS</b></p> <p>1958 32,667 1961 34,140 Increased 4.5%</p>  <p><b>IN NON-BAPTIST SCHOOLS</b></p> <p>1958 170,819 1961 214,283 Increased 25.4%</p> 	<p><b>BSU CENTERS</b></p> <p>1958 108 1961 131 Increased 21.3%</p>  <p><b>FULL-TIME BSU DIRECTORS (LOCAL)</b></p> <p>1958 163 1961 202 Increased 22.4%</p>  <p><b>BSU'S</b></p> <p>1958 423 1961 497 Increased 17.5%</p> 	<p><b>INTERNATIONAL STUDENTS IN SOUTHERN BAPTIST CONVENTION STATES, 1961</b></p> <ul style="list-style-type: none"> <li>California 6,618</li> <li>Oregon-Washington 4,430</li> <li>Illinois 3,442</li> <li>District of Columbia 3,439</li> <li>Michigan 2,442</li> <li>Texas 2,260</li> <li>Others 12,369</li> <li><b>Total 35,000</b></li> </ul>
---	--	---

SOURCE: Bureau of Information, Baptist Sunday School Board

## SUMMARY OF BAPTIST STUDENT UNION WORK, 1961

State	No. Baptist Students in Baptist Schools	No. Baptist Students in Non-Baptist Schools	Total No. Baptist Students	Number Evangelistic Prospects	Number International Students	Number of Conversions	Number of B.S.U.'s	Number "Full-Time" Directors (local)	Number Baptist Student Centers	Appropriation, Add'l. Cont. for 1962	Appropriation and Promotion B.S.U. Program for 1962
Alabama	1,027	11,314	12,341	1,160	300	60	14	13	8	80,000	99,212
Alaska		73	73				1				
Arizona	354	2,673	3,027	10,000	491	50	6				8,360
Arkansas	1,813	6,225	8,038	1,771	177	63	16	7	7	18,000	26,460
California	271	3,173	3,444	326,938	8,418	33	23	1	1		37,000
Colorado		867	867	3,728	847	15	12				8,000
District of Columbia		1,813	1,813		2,429	16	3				8,360
Florida	640	9,271	9,911	7,896	1,275	49	21	8	5		68,884
Georgia	2,609	16,222	17,831	1,610	521	41	33	8	5	65,800	93,938
Hawaii		288	288	8,180	448		2	1	1	8,000	7,648
Illinois		8,014	8,014	11,848	8,442	0	11	2	3		24,624
Indiana		808	808				3				
Iowa		1,780	1,780	6,758	785	34	8	1	4		9,800
Kentucky	2,182	10,288	12,470	2,468	373	226	18	9	7		102,875
Louisiana	688	11,181	11,869	11,822	899	86	28	14	11	18,000	234,880
Maryland		518	518		26						6,000
Michigan		791	791	14,800	2,442	1	1				3,637
Minnesota	3,916	11,779	14,795	1,187	182	104	34	21	4	12,600	138,000
Missouri	1,476	8,282	9,758	8,145	1,483	90	38	18	6	20,000	142,884
New Mexico		1,878	1,878		342	30		4	8		68,828
North Carolina	4,842	18,463	23,305	3,721	992	84	38	12	4	28,800	118,000
Ohio		1,508	1,508	7,200	783	7	4				6,848
Oregon-Washington		808	808	38,730	4,430	14	8				
Oklahoma	928	14,303	15,231	2,184	1,314	161	20	6	17	19,000	122,225
South Carolina	1,871	4,663	6,534	290	138	26	20	7	3		84,784
Tennessee	3,721	12,716	16,437	3,192	748	48	34	14	8	28,000	129,872
Texas	8,115	42,625	50,740	8,888	2,260	262	67	41	27	84,600	472,075
Utah		192	192	7,882	284	1	1				940
Virginia	1,268	8,913	10,181	1,614	415	16	26	18	6	22,000	107,951
<b>Total</b>	<b>34,140</b>	<b>214,283</b>	<b>248,423</b>	<b>490,723</b>	<b>28,000</b>	<b>1,648</b>	<b>197</b>	<b>282</b>	<b>121</b>	<b>241,100</b>	<b>2,170,888</b>

STATISTICAL REPORT FOR SOUTHERN BAPTIST COLLEGES AND SCHOOLS — 1961-1962

NAME	LOCATION	PRESIDENT	Accreditation	Faculty Including Administrative Officers		Enrollment Fall, 1961		Enrollment Total, 1961-62		Graduated Since Founding	Ministerial Students	Home and Foreign Mission Volunteers	War Veterans	Church Education Volunteers	Church Music Volunteers	Volume in Library Excludes Periodicals		
				Reg.	Total	Reg.	Total	Sept. 30, August 31	Sept. 30, August 31									
																	Reg.	Total
<b>JUNIOR COLLEGES</b>																		
Anderson College	Anderson, S. C.	J. R. Rouse	R. St.	4	588	588	657	673	88	2,077	17	16				8,000		
Averett College	Danville, Va.	Curran V. Bishop	R. St.	38	358	413	385	434	28	2,705						13,088		
Bethel College	Bethel, Va.	Mark L. Lantry, Act'g.	R. St.	28	373	353	325	248	40	3,544						12,088		
Bluff College	Bluff, Va.	Charles L. Harrison	R. St.	25	272	272	312	312	51	3,388						13,476		
Brescia University	Mt. Vernon, Ga.	J. Theodore Phillips	R. St.	74	1,483	1,420	1,781	1,823	133	6,344	4	10	28	18	16	19,671		
Camden College	Camden, N. C.	Leslie H. Campbell	R. St.	32	480	701	628	644	156	3,728						13,081		
Chowan College	Boonville, N. C.	Bruce E. Whitaker	R. St.	25	268	338	309	431	67	3,326	83	34			17	11	9,488	
Clarke Memorial College	Newton, Miss.	W. Lowrey Campbell	R. St.	44	438	438	466	747	26	3,191	27	3			1	7	8,580	
DePaul Baptist College	Boiling Springs, N. C.	Otis Stuckland	R. St.	37	556	685	509	688	78	2,900	25	5				12,413		
Gardner-Webb College	Marion Hill, N. C.	Floyd Blackwell	R. St.	62	1,087	1,087	1,197	1,238	351	6,601	42	8	2	27	11	20,881		
Hammond Institute	Normal Park, Ga.	Gay N. Aikman	R. St.	16	238	339	317	486	82	868	41	12			2	12,038		
North Greenville Junior College	Tyngsboro, S. C.	M. C. Dumas	R. St.	17	194	300	334	484	172	1,263	67	11			18	22	10,178	
Southwest Baptist College	Walnut Ridge, Ark.	H. E. Williams	R. St.	48	890	988	483	652	118	6,433	47	12			4	2	18,008	
Travis-McConnell College	Bolivar, Mo.	Robert E. Craig	R. St.	18	323	279	347	347	98	818	33	12			10	8	10,657	
Virginia Intermont College	Roanoke, Va.	Joe H. Miller	R. St.	44	483	663	463	483	129	4,588	33	12	10		13	8	18,271	
Wingate College	Wingate, N. C.	Budd E. Smith	R. St.	48	804	906	1,288	1,288	271	8,892	34	8			7	4	18,000	
<b>ACADEMIES</b>																		
Academy Baptist Academy	Essex, La.	J. O. Rogers	R. St.	18	108	111	137	136	20	678						5,200		
Fork Union Military Academy	Fork Union, Va.	J. Caldwell Wickes	R. St.	81	688	688	840	840	100	3,374						6,100		
Harveys Military Academy	Charlottesville, Va.	Joseph H. Coakley	R. St.	17	223	231	192	246	62	1,473	35	7				4,041		
Harrison-Chilcotes Baptist Academy	Chattanooga, Tenn.	Charles C. Leonard	R. St.	9	128	128	158	158	20	738						4,040		
Oak Hill Academy	Mount of Wilson, Va.	Joseph C. Hough	R. St.	10	213	213	223	223	33	837						1,870		
Onondaga Baptist Institute	Onondaga, N. C.	D. C. Sparks	R. St.	42	508	508	600	600	74	3,788						3,900		
San Marcos Baptist Academy	San Marcos, Texas	William H. Crook	R. St.	198	2,315	2,321	2,800	2,802	413	1,897	83	14				24,907		
<b>Totals-Academies</b>																		
				198	2,315	2,321	2,800	2,802	413	1,897	83	14				24,907		
<b>BIBLE SCHOOLS</b>																		
Baptist Bible Institute	Greenville, Fla.	James E. Southland	R. St.	11	192	203	178	223	29	183	148	7	19			8	10	6,818
Christian Bible School	Flaverville, Ky.	D. M. Aldridge	R. St.	9	113	114	136	136	23	270	69						8,760	
Frontier Baptist Bible Institute	Remondouville, N. C.	Fred D. Hemphill	R. St.	10	158	168	173	173	37	299	172						8,640	
Mercer Baptist Bible Institute	San Antonio, Texas	H. B. Ramsauer, Jr.	R. St.	8	28	29	34	34	5	34	28						4,180	
Southern Bible College of Bible	Carbondale, Ill.	A. C. Queen	R. St.	9	68	68	76	76	2	182	24						3,600	
<b>Totals-Bible Schools</b>																		
				48	638	673	662	662	76	1,838	448	40	14	16	14		29,023	

\* Accreditation by regional associations is indicated by R. Accreditation by state department of education (or state university) is indicated by St.  
 † Supported jointly with the National Baptist Convention, U.S.A., Incorporated.  
 ‡ Member, American Association of Theological Schools, as accredited but also accredited by the American Association of Schools of Religious Education.  
 § Associate Member, American Association of Theological Schools.  
 ¶ New four-year college; fully accredited as a junior college.

NAME	LOCATION	PRESIDENT	Accreditation	Faculty Including Administrative Officers		Enrollment Fall, 1961		Enrollment Total, 1961-62		Graduate Students Enrolled	Graduated Since Founding	Ministerial Students	Home and Foreign Mission Volunteers	War Veterans	Church Education Volunteers	Church Music Volunteers	Volume in Library Excludes Periodicals	
				Reg.	Total	Reg.	Total	Sept. 30, August 31	Sept. 30, August 31									
																		Reg.
<b>SEMINARIES</b>																		
American Baptist Theological Seminary	Nashville, Tenn.	M. P. Taylor, Jr.	R. St.	17	668	617	718	618	14	388	43						14,620	
Center School of Ministers	Louisville, Ky.	Notker C. Brooks, Jr.	R. St.	22	81	278	61	8		18							26,815	
Olden State Baptist Theological Sem.	Mill Valley, Calif.	Harold E. Graves	R. St.	22	261	378	294	364	23	68							27,408	
Midwestern Baptist Theological Sem.	Kansas City, Mo.	Walter J. Burquest	R. St.	40	718	788	946	828	92	510	2,449	804	178	27	232	98	81,078	
New Orleans Baptist Theological Sem.	New Orleans, La.	H. Leo Williams	R. St.	26	688	888	788	828	182	1,088	588				25	64	61,898	
Southern Baptist Theological Sem.	Fort Worth, Texas	Duke E. McCall	R. St.	78	937	943	897	1,080	284	8,841	880				28	183	172,000	
Westminster Baptist Theological Sem.	Fort Worth, Texas	Robert E. Taylor	R. St.	1	1,704	2,067	2,067	176	487	9,687	1,240	421	61	678	151		218,000	
<b>Totals-Seminaries</b>																		
				118	4,600	5,081	5,442	5,061	426	1,282	28,800	3,678	830	174	1,227	337	663,336	
<b>SENIOR COLLEGES AND UNIVERSITIES</b>																		
Baylor University	Waco, Texas	Alton V. McCall	R. St.	219	8,977	8,780	7,420	7,428	478	1,168	21,818	423	183	551	12	79	280,130	
Blue Mountain College	Nashville, Tenn.	Herbert C. Gabbard	R. St.	46	823	923	488	618		81	3,748	21	13				38,000	
California Baptist College	Blue Mountain, Miss.	Wilfred C. Tyler	R. St.	22	378	397	456	448		183	124	78	30	28	18		26,828	
Campbellville College	Riverside, Calif.	Lloyd R. Simmons	R. St.	1	611	788	691	869		188	1,888	80	15	14	12		18,088	
Carson-Newman College	Camden, Ky.	John M. Carter	R. St.	28	489	631	408	688		161	983	69	4	91	7		64,987	
Central Christian University of Cumberland College	Jefferson City, Tenn.	Hester Pigg	R. St.	40	1,208	1,808	1,418	1,823		268	1,174	126	70	20	27		37,000	
East Texas Baptist College	Corpus Christi, Texas	W. A. Miller	R. St.	29	489	631	408	688		161	983	69	4	91	7		19,800	
Farwest College	Williamsburg, Ky.	J. M. Barwell	R. St.	40	1,080	1,401	1,201	1,500		148	1,411	143	18	18	12		41,247	
Georgetown College	Marshall, Texas	John L. Brown	R. St.	16	487	640	480	580		91	1,411	143	18	18	12		104,237	
Grand Canyon College	Orem, S. C.	Robert L. Miller	R. St.	76	1,080	1,281	1,530	1,530		194	1,888	180	44	24	18		88,000	
Hardin-Simmons University	Georgetown, Texas	E. N. Patterson	R. St.	180	3,188	2,789	2,188	2,488		265	8,488	334	48	10	30	31	76,988	
Howard College	Ahlhite, Texas	Louis E. Wright	R. St.	140	1,714	1,788	1,778	2,488		265	8,488	334	48	10	30	31	81,488	
Howard Payne University	Birmingham, Ala.	C. A. Anderson	R. St.	60	1,080	1,430	1,430	1,987		78	188	24,784	183	28	83	24	88,088	
Indiana College	Evansville, Ind.	Oy D. Newman	R. St.	50	891	948	887	887		168	3,788						24,088	
Mary Harris Baptist College	Pinville, La.	O. Earl Quinn	R. St.	50	1,081	1,114	1,088	1,234		168	3,411	88	28	60	12		84,787	
Morris University	Bolton, Texas	James C. Brown	R. St.	138	1,897	3,848	1,728	1,787		818	16,648	88	9	23	10	12	118,888	
Northwest Baptist College	Macon, Georgia	Rufus C. Harris	R. St.	70	738	773	810	810		161	1,438						61,088	
Shiloh College	Raleigh, N. C.	Estyle Campbell	R. St.	100	1,470	1,718	1,898	2,288		427	7,667	180	40	68	48	28	87,888	
Shiloh College	Climax, Miss.	E. A. Maloney	R. St.	100	1,470	1,718	1,898	2,288		427	7,667	180	40	68	48	28	87,888	
Southwest Baptist University	Arkadelphia, Ark.	Ralph A. Phelps, Jr.	R. St.	78	1,088	1,400	1,410	1,910		188	4,088	228	26	18	15	21	63,800	
Southwest Baptist College	Richmond, Va.	George M. Martin	R. St.	78	1,088	1,400	1,410	1,910		188	4,088	228	26	18	15	21	63,800	
Shenandoah College	Rome, Georgia	James J. Moore	R. St.	138	1,788	2,108	3,118	3,788		180	361	7,388	80	9	183	7	17	88,000
Shenandoah College	DeLand, Florida	J. Otis Edwards	R. St.	34	413	623	613	613		54	3,448						27,684	
Tift College	Jackson, Tenn.	Garrett W. Jones	R. St.	83	831	781	781	781		108	10,888	92	14	16	14	10	80,000	
Union College	Winston-Salem, N.C.	Harold W. Tribble	R. St.	68	1,388	1,388	3,178	3,488		484	13,688	28	28	21	44	8	200,818	
Wayland Baptist College	Plainville, Texas	A. Raps Owen	R. St.	49	883	873	830	788		78	1,481	117	48	17	44	41	38,888	
William Carey College	Hattiesburg, Miss.	J. Ralph Nockemur	R. St.	71	1,088	1,088	1,201	1,201		183	3,448	108	24	14	29	6	68,717	
William Jewell College	Liberty, Mo.		R. St.															
<b>Totals-Senior Colleges</b>				1,644	37,388	44,943	44,873	58,823	3,988	8,718	208,091	3,411	983	3,288	781	776	1,084,643	

\* Accreditation by regional associations is indicated by R. Accreditation by state department of education (or state university) is indicated by St.  
 † Supported jointly with the National Baptist Convention, U.S.A., Incorporated.  
 ‡ Member, American Association of Theological Schools, as accredited but also accredited by the American Association of Schools of Religious Education.  
 § Associate Member, American Association of Theological Schools.  
 ¶ New four-year college; fully accredited as a junior college.

STATISTICAL REPORT FOR SOUTHERN BAPTIST COLLEGES AND SCHOOLS — 1961-1962 (Continued)

NAME	Amount Received From Contributions for Operations	Amount Received From Contributions for Capital Needs	Donations Gifts and Grants	Income From Endowment	Income From Tuition and Fees	Goal of Campaigns in Progress	Present Endowment	Present Property Value	Total of Endowment, Asset and Property Value
<b>JUNIOR COLLEGES</b>									
Anderson College	\$ 40,811	\$ 178,288	\$ 61,487	\$ 8,379	\$ 188,344	\$	\$ 57,244	\$ 988,241	\$ 1,018,488
Arcene College	\$1,566	\$2,000		1,123	351,488		50,000	1,337,000	1,389,000
Bethel College	99,007		3,688	678	65,890	300,000	19,728	600,647	830,876
Bethel College	82,010	30,000	1,680	4,948	118,038		118,000	1,153,000	1,243,000
Brown-Parker College	28,283	22,000	8,081	17,287	81,880	100,000	241,000	768,000	1,018,000
Campbell College	69,348	78,790	238,988	27,117	387,366	3,000,000	1,222,000	4,000,000	5,222,000
Chowan College	49,220	22,114	68,729	336	191,188	2,900,000	14,311	1,823,768	1,847,079
Clark Memorial College	49,731	16,000	13,178	11,388	47,147	1,000,000	350,000	800,000	1,500,000
Deaner Baptist College	44,313	1,978	13,258	14,810	49,101		298,314	987,398	1,293,708
Gardner-Webb College	111,949		178,708	12,821	188,277	650,000	486,218	3,000,000	3,488,248
Hamblett-Greene College	104,891	18,874	8,202	1,099	108,678		18,208	1,211,441	1,320,647
Man Hill College	87,868	47,073	82,181	13,176	433,884	2,300,000	470,668	3,887,484	4,388,022
Norman College	28,110		12,874	12,398	71,978	180,000	382,863	1,188,814	1,532,177
North Greenville Junior College	49,418	199,338	127,730	8,488	142,102		99,688	1,398,881	1,498,380
Southern Baptist College	22,836		37,868	7,988	27,637	25,000		2,180,811	2,203,648
Southern Baptist College	122,874		6,858	1,880	298,900	1,800,000	20,000	678,000	962,000
Travis-McConnell College	26,024	78,837	6,858	8,021	83,319	328,000	188,873	887,477	1,186,380
Virginia Interstate College	43,283	18,000	6,838	33,731	251,424	800,000	602,871	1,810,588	2,112,881
Wingate College	87,748	80,011	94,841	7,821	393,391	478,000	190,839	2,188,273	2,383,812
<b>Total Junior Colleges</b>	<b>\$ 1,180,488</b>	<b>\$ 841,860</b>	<b>\$ 973,093</b>	<b>\$ 170,867</b>	<b>\$ 3,283,349</b>	<b>12,023,000</b>	<b>\$ 4,812,451</b>	<b>\$ 30,583,437</b>	<b>\$ 38,186,888</b>
<b>ACADEMIES</b>									
Fort Don Military Academy	\$ 80,000	\$ 35,000	\$ 3,127	\$	\$ 27,144	\$	\$ 171	\$ 648,844	\$ 657,018
Harvey Military Academy	7,201	10,000		20,730	804,408	200,000	722,607	3,978,820	3,701,007
Harmon-Childers Baptist Academy	47,180	20,000	41,784	664	825,073	200,000	5,198	1,880,131	1,888,218
Oak Hill Academy	64,841	27,786	19,872		107,848			844,811	844,811
Florida Baptist Institute	24,492		8,872		88,438	180,000		500,000	500,000
San Marcos Baptist Academy	67,718	3,860	19,338	15,998	13,802		248,860	887,202	913,782
<b>Total Academies</b>	<b>\$ 292,618</b>	<b>\$ 68,719</b>	<b>\$ 102,001</b>	<b>\$ 43,213</b>	<b>\$ 2,818,688</b>	<b>\$ 980,000</b>	<b>\$ 1,042,848</b>	<b>\$ 6,171,121</b>	<b>\$ 10,213,788</b>
<b>BIBLE SCHOOLS</b>									
Baptist Bible Institute	\$ 83,184	\$ 14,908	\$ 39,036	\$ 4,820	\$ 22,703	\$ 280,000	\$ 108,838	\$ 68,171	\$ 715,615
First Baptist Bible School	53,828		32,833	1,997	2,417		43,083	828,380	870,463
Methodist Baptist Bible Institute	18,800		6,807		4,943	80,000		388,000	388,000
Metairie Baptist Bible Institute	19,861		6,823		88,000	80,000		80,000	80,000
Southern Illinois College of Bible	28,748		1,800		88,000			800,000	800,000
<b>Total Bible Schools</b>	<b>\$ 178,992</b>	<b>\$ 14,908</b>	<b>\$ 80,373</b>	<b>\$ 6,819</b>	<b>\$ 129,817</b>	<b>\$ 380,000</b>	<b>\$ 151,818</b>	<b>\$ 1,261,867</b>	<b>\$ 1,488,478</b>

NAME	Amount Received From Contributions for Operations	Amount Received From Contributions for Capital Needs	Donations Gifts and Grants	Income From Endowment	Income From Tuition and Fees	Goal of Campaigns in Progress	Present Endowment	Present Property Value	Total of Endowment, Asset and Property Value
<b>SEMINARIES</b>									
Anderson Baptist Theological Seminary	\$ 88,214	\$ 28,000	\$ 9,048	\$	\$ 28,212	\$ 28,000	\$ 2,298	\$ 639,486	\$ 639,486
Carver School of Ministry	188,824		889	21,882	3,918		448,028	1,318,371	1,864,398
Golden Gate Baptist Theological Seminary	307,182	76,838	1,734	874	26,416		2,154	6,225,121	6,225,121
Midwestern Baptist Theological Seminary	283,854	843,112	1,087	383	1,056	5,400,000	722,000	4,972,204	7,608,114
New Orleans Baptist Theological Seminary	521,908	278,383	80,819	18,866	73,404		246,798	3,880,700	4,121,498
Southeastern Baptist Theological Seminary	483,427	200,000	83,194	1,100	47,308		3,722,994	9,400,488	12,923,782
Southwestern Baptist Theological Seminary	903,820	200,000	402,751	177,888	93,771		4,420,328	8,904,007	13,614,208
Southern Baptist Theological Seminary	746,156	644,388	118,108	171,120	168,080	8,778,871			
<b>Total Seminaries</b>	<b>\$ 3,186,280</b>	<b>\$ 1,980,874</b>	<b>\$ 684,794</b>	<b>\$ 363,779</b>	<b>\$ 478,478</b>	<b>\$ 11,204,871</b>	<b>\$ 9,368,908</b>	<b>\$ 27,388,437</b>	<b>\$ 46,788,241</b>
<b>SENIOR COLLEGES AND UNIVERSITIES</b>									
Baylor University	\$ 99,064	\$ 151,328	\$ 4,828,818	\$ 863,922	\$ 3,199,028	\$ 20,000,000	\$ 18,783,518	\$ 40,818,768	\$ 66,380,380
Baylor College	141,188	89,998	22,887	21,888	183,864	800,000	880,888	3,178,288	3,738,228
Baylor University	98,943	39,887	11,138	84,828	101,008		649,228	1,428,298	3,078,338
California Baptist College	87,814	18,468	122,078	212	134,008		16,718	1,800,000	1,816,718
Campbellville College	88,201		1,188		248,162	250,000	74,883	1,400,000	1,474,883
Carson-Newman College	190,012	111,680	141,989	48,118	723,842		1,083,842	4,009,888	5,093,800
Central Baptist University of Connecticut	149,680		122,847	12,800	180,272		684,872	1,817,283	3,371,924
Central Baptist College	48,822	82,802	88,128	44,881	443,180	600,000	387,388	2,318,313	3,078,888
Central Baptist College	176,879	9,400	293,718	21,842	303,988	1,878,000	881,838	3,884,998	4,248,827
Purdue University	183,100		607,841	317,408	227,523		6,984,412	14,872,240	23,788,883
Grand Canyon College	198,851		23,129	48,117	681,828		1,222,228	3,688,878	4,813,208
Grand Canyon College	99,818	520	68,308	3,404	198,813		100,300	888,828	888,828
Hardy-Simmons University	269,037		138,942	138,942	708,326	8,000,000	3,800,890	7,387,889	10,887,888
Howard College	278,000	468,308	3,398	88,828	1,080,784		1,338,844	10,202,819	11,540,888
Howard Payne University	198,848	27,818	41,198	98,844	822,820	841,000	1,938,888	3,887,823	6,727,823
Judson College	38,000	81,882	40,000	40,818	99,428		770,888	2,227,888	2,998,818
Lebanon College	228,848	184,191	34,083	102,838	347,847	880,000	1,824,811	3,484,000	5,308,811
Lebanon College	131,200		18,063	128,071	177,273		2,828,854	3,831,411	4,488,888
Mississippi College	111,830	178,991	87,754	288,089	768,411	11,400,000	5,988,811	8,940,412	11,988,288
Mississippi College	100,000	83,348	187,948	49,787	408,002	8,800,000	1,000,848	3,337,878	4,337,780
Mississippi College	180,831	80,881	88,000	68,841	873,729	3,800,000	1,483,734	4,846,131	6,001,888
Mississippi College	290,000	90,838	83,870	89,828	801,871	8,000,000	2,084,207	7,004,734	9,188,888
Oklahoma Baptist University	224,842		308,718	38,841	404,738	1,300,000	887,991	2,004,934	4,138,818
Oklahoma Baptist University	178,280	80,000	1,408,888	348,088	1,408,384		8,778,000	8,988,000	18,878,788
Shoreline University	82,824	138,288	27,827	37,818	383,847		713,314	1,188,888	1,901,888
Shoreline University	280,089		1,141,334	120,188	1,388,884	12,000,000	1,948,890	8,778,283	12,726,888
Tift College	88,804	77,883	18,804	41,878	172,888		1,082,808	1,787,990	2,870,498
Union University	117,000		18,804	41,878	318,878		383,000	2,008,000	2,391,000
Union University	128,838	183,729	114,441	64,988	1,299,412	1,880,000	3,481,888	23,820,823	28,887,222
Wayland Baptist College	83,082	52,000	14,818	23,834	208,778	2,800,000	3,807,848	8,374,888	9,882,222
William Jewell College	81,718		27,822	38,810	113,248		1,988,318	1,988,318	2,886,548
<b>Total Senior Colleges</b>	<b>\$ 5,878,438</b>	<b>\$ 2,262,848</b>	<b>\$ 10,329,220</b>	<b>\$ 1,843,181</b>	<b>\$ 18,840,783</b>	<b>\$ 86,300,114</b>	<b>\$ 78,388,343</b>	<b>\$ 188,783,084</b>	<b>\$ 264,023,848</b>



STATISTICAL REPORT FOR SOUTHERN BAPTIST COLLEGES AND SCHOOLS — 1961-1962 (Continued)

NAME	Amount Received From Contributions For Operations	Amount Received From Contributions For Capital Needs	Donations, Gifts and Grants	Income From Endowment	Income From Tuition and Fees	Cost of Campaigns in Progress	Present Endowment	Present Property Value	Total of Present Property Value
<b>JUNIOR COLLEGES</b>									
Anderson College	80,811	178,258	81,487	2,276	188,344		27,244	988,241	1,015,485
Aspen College	81,569	76,000	3,125	3,125	351,480		58,000	1,317,000	1,395,000
Bethel College	66,007		3,468	876	88,980	300,000	116,000	800,947	916,927
Bluff College	22,010	30,000	1,688	4,848	118,058		19,728	1,126,000	1,145,728
Brewton Park College	28,283	23,000	8,061	17,287	81,650	100,000	251,000	768,000	869,000
Camden College	68,349	78,780	238,968	66,729	22,117	2,000,000	1,222,000	4,000,000	6,222,000
Chowan College	49,220	52,120		388	181,189	3,000,000	14,311	1,632,768	1,847,079
Clarke Memorial College	59,721	10,000		35	11,880	1,000,000	350,000	299,214	1,680,000
Declar Baptist College	44,313	1,973	13,266	14,810	47,147		299,214	997,399	1,296,708
Durham College	111,988		178,700	12,621	185,277	580,000	468,216	1,200,000	2,688,216
East Carolina College	104,891	18,474	6,203	1,089	106,878		19,208	1,211,441	1,326,329
Marshall College	67,868	97,073	33,181	13,178	433,854	2,300,000	470,889	3,887,464	4,258,353
North Carolina College	26,110	41,841	12,470	13,299	71,978	180,000	372,862	1,199,614	1,572,476
North Greenville Junior College	49,410	168,326	127,738	3,486	142,103		99,889	1,399,681	1,498,560
Southern Baptist College	22,833	37,868	7,958	1,280	27,637		30,000	3,160,812	3,190,812
Southwest Baptist College	122,674	8,660	8,660	5,021	62,319	328,000	198,873	987,477	1,186,350
Trenton-McCormick College	43,283	16,000	6,884	33,732	251,424	500,000	622,071	1,810,569	2,112,621
Virginia Interscholarly College	57,748	50,011	8,848	7,621	263,391	475,000	190,836	3,182,273	3,343,617
Wingate College									
<b>Totals-Junior Colleges</b>	<b>1,160,488</b>	<b>941,560</b>	<b>973,093</b>	<b>170,687</b>	<b>3,283,348</b>	<b>12,928,000</b>	<b>4,812,451</b>	<b>30,548,637</b>	<b>38,368,988</b>
<b>ACADEMIES</b>									
Academy of the Holy Spirit	50,000	36,000	3,127	30,720	27,148		171	586,444	647,018
Fort Union Military Academy	7,201	10,000	3,127	20,720	904,808	200,000	722,507	3,678,600	3,701,007
Harrods Military Academy	47,180	20,000	41,788	664	328,078	200,000	8,198	1,860,121	1,868,319
Harrods-Chilhowe Baptist Academy	99,881	27,709	19,872	107,867	107,867			848,611	956,478
Oak Hill Academy	24,492	8,872	8,872	19,338	58,439	150,000	248,860	667,202	815,782
Owens Baptist Institute	67,718	3,980	10,836	8,133	882,895	400,000	69,211	1,981,842	2,051,054
Sea Maroon Baptist Academy									
<b>Totals-Academies</b>	<b>292,619</b>	<b>96,718</b>	<b>102,001</b>	<b>43,213</b>	<b>2,618,686</b>	<b>950,000</b>	<b>1,042,544</b>	<b>9,171,121</b>	<b>10,213,768</b>
<b>BIBLE SCHOOLS</b>									
Baptist Bible Institute	83,184	14,908	39,099	4,220	23,703	250,000	108,826	498,177	607,015
Blue Cross Bible Institute	53,623	32,932	1,992	2,417	4,943	80,000	43,083	828,280	870,443
Freeland Baptist Bible Institute	13,800	807	807	807	1,884	60,000	60,000	368,008	369,815
Metairie Baptist Bible Institute	18,861	1,800	1,800	1,800	1,800			80,000	80,000
Southern Illinois College of Bible	23,788				86,000			600,000	686,000
<b>Totals-Bible Schools</b>	<b>178,999</b>	<b>14,908</b>	<b>80,278</b>	<b>8,412</b>	<b>120,917</b>	<b>380,000</b>	<b>163,818</b>	<b>1,351,687</b>	<b>1,468,478</b>

NAME	Amount Received From Contributions For Operations	Amount Received From Contributions For Capital Needs	Donations, Gifts and Grants	Income From Endowment	Income From Tuition and Fees	Cost of Campaigns in Progress	Present Endowment	Present Property Value	Total of Present Property Value
<b>SEMINARIES</b>									
Anderson Baptist Theological Seminary	65,214	28,000	9,049	23,882	23,312	28,000	2,268	636,486	629,787
Carver School of Ministry	156,833		699	23,882	2,819		449,028	1,318,371	1,667,399
Golden Gate Baptist Theological Seminary	307,162	89,838	1,734	674	28,810		3,768	8,218,422	8,222,177
Middle Tennessee Baptist Theological Seminary	283,684	643,112	1,097	263	32,684		7,588	1,686,624	1,687,208
New Orleans Baptist Theological Seminary	321,958	278,332	90,814	16,856	72,596	5,400,000	728,960	4,875,200	7,600,111
Northwestern Baptist Theological Seminary	433,427	200,000	63,184	1,200	97,305		240,798	5,880,700	6,121,498
Southwestern Baptist Theological Seminary	503,620	200,000	492,181	177,896	93,777		3,323,294	9,400,486	12,923,783
Southeastern Baptist Theological Seminary	748,188	544,398	115,406	171,428	188,000	6,779,871	4,420,326	8,064,007	12,614,396
<b>Totals-Seminaries</b>	<b>3,186,280</b>	<b>1,980,878</b>	<b>684,794</b>	<b>393,170</b>	<b>478,476</b>	<b>11,204,871</b>	<b>9,266,908</b>	<b>37,388,233</b>	<b>46,736,941</b>
<b>SENIOR COLLEGES and UNIVERSITIES</b>									
Baylor University	999,058	131,128	4,528,816	863,926	3,199,028	20,000,000	18,762,615	40,618,768	60,386,386
Belmont College	141,184	88,992	22,877	2,888	183,864	300,000	250,068	1,176,266	1,327,454
Bible Ministries College	98,943	39,887	14,133	54,828	101,008		1,438,928	2,078,283	2,079,231
California Baptist College	87,514	48,484	122,971	212	124,008	800,000	16,718	1,870,000	1,886,718
Camden College	88,201		48,862	1,188	288,851		74,883	1,400,000	1,474,883
Carson-Newman College	180,012	111,688	141,668	41,116	723,804		1,082,442	4,008,888	5,091,330
Central Baptist College	149,680	52,802	122,647	12,420	180,273		484,872	1,917,382	2,371,924
Concordia College	65,800	8,202	55,128	44,581	643,180	400,000	587,280	2,218,213	2,805,493
East Texas Baptist College	178,979	8,400	203,741	31,842	202,866	1,675,000	891,633	3,984,006	4,244,637
Furman University	183,100		23,129	48,417	927,323		8,994,413	16,872,240	22,766,653
Georgetown College	196,681	826	66,308	5,104	198,812		100,300	888,528	888,528
Great Lakes College	286,037		48,278	138,942	706,228	8,000,000	3,900,000	7,387,589	10,847,688
Hardin-Simmons University	273,000	458,308	2,988	68,826	1,000,784		1,326,644	10,200,818	11,527,462
Howard College	188,948	27,816	11,428	88,944	322,800	64,000	1,636,560	2,257,023	2,445,583
Lebanon College	96,000	91,880	49,008	40,119	99,328		770,650	3,227,864	3,998,414
Judson College	228,386	184,181	24,084	109,314	347,847	350,000	1,624,811	3,484,090	5,208,901
Mary Hardin-Baylor College	131,200		13,883	128,071	177,273		3,836,494	3,631,411	6,467,905
Morehead State University	111,830	178,891	97,754	289,089	788,441	11,000,000	5,968,917	9,840,142	11,029,060
Northwestern College	100,000	83,348	187,948	48,787	406,009	8,800,000	1,020,848	3,237,018	4,257,766
Northwestern College	180,821	80,821	88,996	86,241	873,723	3,600,000	1,483,724	4,648,121	6,031,845
Oklahoma Baptist University	290,000	90,838	83,874	68,238	801,871	8,000,000	2,054,207	7,084,748	9,148,986
Owens College	224,843		308,718	38,041	404,738	1,300,000	897,951	6,223,924	6,131,618
Richmond University of the South	178,790	40,000	1,406,383	348,088	1,408,284		4,770,789	8,908,009	10,378,798
Storer College	82,829	138,194	37,027	37,818	383,247		71,314	718,030	1,091,368
Stonewall University	260,086		1,141,334	120,186	1,264,784	12,000,000	3,848,890	8,776,263	12,625,153
Tift College	86,804	77,863	18,301	41,828	178,868		1,082,800	1,787,680	2,870,488
Union University	137,024	87,807	18,804	18,473	318,878		738,286	2,018,408	2,756,686
Wake Forest College	139,836	183,729	514,441	644,998	1,298,412	1,850,000	3,461,490	22,230,523	26,989,022
Wayland Baptist College	182,086		144,818	23,234	208,772	2,800,000	3,207,940	3,374,283	4,682,263
William Carey College	68,023	82,000	27,213	38,310	116,248		456,338	1,888,219	2,044,457
William Jewell College	81,716	81,716	17,832	37,621	626,024	8,710,000	3,960,820	1,817,643	8,134,467
<b>Totals-Senior Colleges</b>	<b>8,872,429</b>	<b>9,262,649</b>	<b>10,829,220</b>	<b>8,883,431</b>	<b>18,640,782</b>	<b>68,160,814</b>	<b>78,284,842</b>	<b>188,768,064</b>	<b>264,022,544</b>

BAPTIST CHILDREN'S HOMES, SOUTHERN BAPTIST CONVENTION, 1961

Page 11

State	Name and Location	Superintendent	Number in Residence	No. Under care living at campus	Number Employees	Total Endowment	Received from Co-operative Program	Expenditures	Capital Expenditures	Plant Value	Date Organized
Alabama	Alabama Baptist Children's Home, Troy	R. Holman Shively	188	96	8	28,000	248,000	18,000	1,000,000	1901	
Alabama	Tuscon Children's Home, Anschutz	Edmond K. Kestem	8	1	1	3,000	14,450	1,000	1,000,000	1901	
Arizona	Baptist Children's Home of Arizona, 3101 West Missouri, Phoenix	George E. Wilson, Sr.	14	5	5		86,331	38,084	53,023	1901	
Arizona	Arizona Baptist Home for Children, Monticello	Harold C. Benfield	126	23	28	3,701	174,000	6,414	740,100	1904	
California	Sunny Coast Children's Home, Bakersfield	W. A. Harms	20	12	8		71,280	2,085	300,000	1904	
D. C.	Baptist Home for Children, 200 Belmont St., Washington, D. C.	Walter Wood	40	14	14	440,000	73,840	8,000	300,000	1914	
Florida	Florida Baptist Children's Home, Lakeland	T. M. Johns	183	41	36	235,840	129,340	275,000	1,180,000	1900	
Florida	Home for Children, 2232 Bartram Rd., Jacksonville	George E. Norton	17	17	17	300,000	345,000	248,000	1,000,000	1904	
Georgia	Georgia Baptist Children's Home, Inc., Hapeville-Baxley	John C. Warr	644	16	104	1,000,000	1,280,000	400,000	3,000,000	1973	
Illinois	Baptist Children's Home, Carui	A. Otto Williams	8	8	8	123	192,300	86,870	1,000,000	1900	
Kentucky	Glenale Baptist Children's Home, Glendale	C. Ford Dunner	123	70	36	201,823	37,444	182,181	1,010,000	1915	
Kentucky	Pine Crest, Morehead	Mrs. Virginia E. Fink	48	10	10					1900	
Kentucky	Spring Meadows, Inc., Middletown	J. D. Herndon	141	98	30	484,228	37,440	200,200	1,325,234	1900	
Kentucky	Louisiana Baptist Children's Home, Monroe	D. C. Elph	183	3	36	52,116	180,330	180,330	1,000,000	1900	
Louisiana	Baptist Children's Village, 304 West Woodrow Wilson, Monroe	Paul N. Neunary	183	11	37	330,000	85,000	105,000	1,200,000	1900	
Missouri	Missouri Baptist Children's Home, 11200 St. Charles Road, St. Louis	Edgar E. Blake	82	37	50	410,348	73,630	274,875	914,600	1900	
New Mexico	New Mexico Baptist Children's Home, Fortin	Walker C. Hubbard	11	11	11	3,000		70,873	236,387	1910	
N. Carolina	Baptist Children's Homes of North Carolina, Inc.	W. E. Wagner	588	183	188	1,047,814	270,754	590,000	3,143,511	1900	
Oklahoma	Oklahoma Baptist Children's Home, 63rd and N. Pennsylvania, Oklahoma City	James V. Browning	108	37	48	275,000	60,000	283,472	1,200,000	1900	
Oklahoma	Boys Ranch Trust, Oklahoma City	Charles T. Baldwin	37	4	10	430,000	40,000	130,000	400,000	1903	
Oklahoma	Constance Maxwell Children's Home, Greenwood	Sam M. Smith	206	144	80	797,327	70,000	482,870	1,020,563	1901	
Tennessee	Tennessee Baptist Children's Home, Inc., 1514 Belmont, Nashville	James M. Gray	230	78	78	20,614	105,437	200,000	1,000,000	1900	
Texas	Beckner Baptist Home, P. O. Box 18267, Dallas	E. L. Carver	823	427	174	9,124,851	328,633	1,124,770	6,500,540	1970	
Texas	Musson Baptist Children's Home, Route 9, Box 311, San Antonio	J. Ivey Miller	140	28	28	22,973	157,370	150,000	700,000	1944	
Texas	Texas Baptist Children's Home, Bonard Road	James R. McVabb, Jr.	121	68	37	82,870	108,917	223,000	707,471	1900	
Texas	South Texas Children's Home, Beverly	S. M. Lancaster	100	54	34	108,000	100,783	80,000	900,000	1902	
Virginia	Virginia Baptist Children's Home, Salem	R. Franklin Brugh, Jr.	174	100	100	725,000	121,000	214,500	1,000,000	1902	

Consists of four homes: Franklin, Memphis and Chattanooga (2).  
 Consists of reports pertaining to Beckner Children's Home, Dallas; Beckner Girls Home, Lubbock; Beckner Boys Ranch.  
 Included in account for Oklahoma Baptist Children's Home (line above).

Quarterly Report

July, August, September, 1962

Page 12

SOUTHERN BAPTIST HOMES FOR AGED

State	Name and Location	Superintendent	Date Chartered	Capacity	Number Guests	Number Buildings	Number Employees	Total Value of Home	How Financed
D. C.	Baptist Home of the District of Columbia, 3000 Nebraska Ave., N. W., Washington	John B. Peterson	1880	80	30	1	10	1,000,000	Endowment, payments and appropriations of D. C. Baptist Convention
Pa.	Purple Baptist Retirement Center, P. O. Box 478, Verano Beach	J. Perry Cargy	1958	30	14	5	5	275,000	Cooperative Program, special of monthly payments, residents Georgia Baptist Convention, friends and residents
Ga.	Baptist Village, Inc., Waycross	H. E. Mitchell	1905	60	36	16	16	000,000	Contributions of Baptist churches in North, South and Georgia County Associations, fees charged to residents and patients
Ky.	Baptist Home of Northern Kentucky, Main and Home Streets, Newport	Leo Drake	1902	70	69	5	42	350,000	
La.	Asheville Baptist Home, Asheville	Mrs. Peterson	1900	48	35	1	12	200,000	Endowment, Cooperative Program, Personal gifts
Md.	Baptist Home of Maryland, Inc., 1018 Park Avenue, Baltimore	Mrs. Mildred R. Shredman	1915	23	23	1	6	35,000	Cooperative Program, Endowment, Special Gifts
Mo.	Baptist Home for the Aged, N. Carolina Baptist Home, Ironton	John Burrey	1915	180	180	12	46	1,300,000	Special Gifts, designated gifts from churches of North Carolina, residents, personal monetary, and cooperative gifts
N. C.	Winston-Salem Baptist Home, Winston-Salem	W. A. Poole	1951	175	153	5	83	1,227,419	
Ola.	Oklahoma City Golden Age Home, Oklahoma City	J. T. David	1938	7	4	1	1	217,007	Gifts of Elmer and Baptist General Convention
Ola.	Home of Golden Age Home, Hugo		1939	90	71	1	15	198,000	
R. C.	Baptist Baptist Home for Aged, Burlington	Joe Burnett	1934	75	40	1	23	2,000,000	Gifts, Cooperative Program, Endowment, Special Gifts
Tex.	Dallas Baptist Home, Dallas	J. L. Ponder	1904	75	66	4	17	778,307	Gifts, Endowment, Cooperative Program, Endowment, Cooperative Program, Individual gifts, Study school offerings, residents
Tex.	Baptist Baptist Haven, Houston	V. C. Kuebler	1905	75	75	9	19	782,222	
Va.	Virginia Baptist Home, Inc., Charlottesville	F. B. Labovitz	1946	250	250	6	80	2,000,000	

Includes 3 homes at Winston-Salem, 1 at Albemarle, and 1 at Hamilton, 1960 report.



SOUTHERN BAPTIST REPORTS—1845-1961

Page 54

Year	Memberships	Baptisms	S.S. Enrollment	V.B.S. Enrollment	T.U. Enrollment	W.M.U. Enrollment	Brotherhood Enrollment	Church Property	Mission Gifts	Total AM Gifts	Cherokees
1845	351.88	23,222									
1846	367.01	24,082									4,136
1847	376.85	28,629									4,411
1848	396.905	27,412									4,851
1849	404.600	25,187									4,666
1850											4,870
1851	432,807	33,431									8,112
1852	447,354	37,811									8,517
1853	485,944	41,863									8,306
1854	512,216	43,423									8,384
1855	542,396	43,722									8,986
1856	566,872	43,066									8,777
1857	586,872	43,122									8,883
1858	617,721	41,007									9,738
1859	639,246	46,137									9,889
1860	649,511	41,342									7,701
1861-71 No data available											
1872	688,067	68,617	287,456								
1873	1,066,608	56,832									
1874	1,200,106	67,466									
1875	1,248,072	62,679									
1876	1,342,432	66,448									
1877	1,414,266	83,690									
1878	1,485,684	70,658									
1879	1,616,351	83,266									
1880	1,775,811	74,344	377,218								
1881	1,961,435	47,575	396,359								13,455
1882	1,818,146	47,586	456,017								13,627
1883	1,874,617	53,998	502,106								13,428
1884	1,976,182	63,424	566,718								12,818
1885	1,913,190	68,197	536,021								14,000
1886	1,971,832	69,877	372,929					4,700,893	262,170	1,313,646	14,488
1887	1,126,892	83,158	448,386					6,440,281	269,136	1,602,824	14,348
1888	1,168,812	73,062	636,083					11,190,694	318,282	1,676,260	14,870
1889	1,194,664	77,807	648,127					11,816,881	296,384	2,203,708	18,243
1890	1,236,908	81,926	677,230					13,293,024	306,485	2,287,836	18,684
1891	1,292,220	74,078	684,946					13,382,369	268,819	2,676,927	18,081
1892	1,321,840	67,478						14,700,308		2,282,710	16,684
1893	1,363,381	63,842						16,600,861		2,646,689	17,716
1894	1,431,041	106,190	414,379					17,261,794		3,218,780	17,348
1895	1,468,991	96,677	676,311					17,612,444		2,927,163	17,800
1896	1,629,191	97,667	611,838					18,581,268		2,970,426	18,148
1897	1,665,906	98,964	611,612					18,361,660	428,671	2,647,347	18,678
1898	1,686,706	77,242	628,002					18,581,227	667,180	2,665,680	18,922
1899	1,608,413	70,338	636,844					18,287,827	613,848	2,667,071	18,672
1900	1,667,896	80,465	670,589					18,457,323	701,323	2,666,607	18,962
1901	1,685,039	84,619	746,474					20,026,344	681,219	2,486,014	18,658
1902	1,737,446	108,817	741,060					20,637,619	671,684	4,018,204	18,653
1903	1,808,696	106,341	811,060					21,813,830	1,086,308	4,671,338	18,911
1904	1,832,838	103,021	778,246					22,826,672	1,127,784	6,038,263	20,431
1905	1,869,427	106,806	840,640					23,824,600	1,210,134	6,179,081	20,402
1906	1,946,946	124,811	876,682					26,471,209	1,476,336	6,862,869	21,802
1907	2,016,080	129,169	959,786					27,617,168	1,784,126	7,068,826	21,832
								30,061,438	1,817,366		

Quarterly Review

July, August, September, 1962

Year	Memberships	Baptisms	S.S. Enrollment	V.B.S. Enrollment	T.U. Enrollment	W.M.U. Enrollment	Brotherhood Enrollment	Church Property	Mission Gifts	Total AM Gifts	Cherokees
1908	2,139,080	146,717	1,066,721					\$ 84,627,026.6	1,997,634.8	6,523,863	21,867
1909	2,216,911	146,460	1,131,911					27,309,823	3,264,196	6,474,777	22,436
1910	2,242,440	124,440	1,248,116					42,263,886	3,480,267	10,454,484	23,248
1911	2,451,282	123,266	1,288,014		60,700			46,843,967	2,322,161	10,626,466	23,676
1912	2,446,769	111,411	1,326,720		78,868			48,834,888	2,421,678	10,669,603	23,682
1913	2,522,424	137,366	1,403,436		168,829			52,292,788	2,831,618	13,168,677	24,171
1914	2,698,633	158,687	1,706,671		384,218			56,861,621	2,038,944	12,078,940	24,338
1915	2,956,623	168,236	1,792,802		463,186			60,318,626	3,077,847	12,841,996	24,481
1916	2,744,065	160,497	1,784,692		466,149	146,106		61,198,486	3,233,011	13,416,161	24,682
1917	2,844,303	148,699	1,828,811		486,183	269,906		66,375,269	3,580,868	16,346,166	24,582
1918	2,887,426	113,633	1,786,266		516,940	440,000		66,874,003	4,811,166	17,529,928	24,963
1919	3,160,348	123,066	1,835,636		561,628	482,736		74,273,756	7,321,266	17,327,446	25,309
1920	3,149,348	173,966	1,926,610		604,574	501,468		77,722,660	14,028,601	24,602,082	27,444
1921	3,228,352	223,571	2,147,664		684,216	521,294		102,404,833	10,963,726	33,423,749	27,604
1922	3,366,211	214,844	2,220,025		746,149	624,688		105,346,869	9,849,667	33,187,673	27,618
1923	3,484,180	196,664	2,381,717		846,183	688,948		127,151,006	9,383,616	34,428,426	27,811
1924	3,674,531	200,679	2,536,682		946,183	766,184		141,737,127	9,883,164	37,369,618	27,611
1925*	3,649,340	224,191	2,691,626	28,467	1,066,126	831,416		168,900,216	8,266,430	39,627,008	24,841
1926*	3,618,664	163,278	2,853,311	28,677	1,166,426	906,126		196,005,218	8,181,411	38,666,828	24,774
1927*	3,673,712	197,156	2,799,043		1,231,416	956,078		206,706,844	7,643,683	38,787,237	24,874
1928*	3,708,376	183,020	2,787,120	44,230	1,300,584	1,020,736		207,814,846	7,467,766	38,927,610	25,708
1929	3,770,646	176,631	2,776,668	61,079	1,361,628	1,081,294		208,706,844	7,643,683	38,787,237	25,708
1930	3,860,278	188,679	2,899,163	67,063	1,426,676	1,146,688		207,814,846	7,467,766	38,927,610	25,708
1931	3,944,666	211,263	2,952,810	68,786	1,486,946	1,201,640		217,879,116	9,785,937	37,486,001	22,741
1932	4,006,140	226,358	3,061,496	69,786	1,546,946	1,261,640		217,800,778	8,618,377	38,618,126	23,606
1933	4,078,629	211,363	3,060,464	71,868	1,603,943	1,321,640		208,719,066	9,961,911	37,341,688	24,086
1934	4,176,062	208,384	3,104,411	100,000	1,663,943	1,381,640		204,376,263	3,990,774	28,329,361	24,266
1935	4,277,062	208,384	3,104,411	100,000	1,663,943	1,381,640		204,376,263	3,990,774	28,329,361	24,266
1936	4,386,417	202,047	3,161,484	140,611	1,723,943	1,441,640		201,161,411	4,434,818	28,628,667	24,537
1937	4,462,315	191,962	3,173,366	199,123	1,783,943	1,501,640		202,469,481	4,869,858	30,168,867	24,671
1938	4,566,688	204,667	3,211,707	264,247	1,843,943	1,561,640		210,446,626	5,768,379	31,667,966	24,825
1939	4,770,186	226,814	3,348,651	374,466	1,903,943	1,621,640		208,668,412	6,705,150	32,266,877	24,844
1940	4,919,174	260,156	3,322,656	421,277	1,963,943	1,681,640		210,446,626	6,867,366	32,748,237	25,018
1941	5,104,327	245,500	3,400,874	541,266	2,023,943	1,741,640		214,724,986	7,867,366	33,468,628	25,208
1942	5,238,121	209,563	3,483,467	617,406	2,083,943	1,801,640		221,974,479	8,784,627	34,468,628	25,398
1943	5,482,027	222,204	3,557,676	690,116	2,143,943	1,861,640		232,846,816	7,822,349	44,667,807	25,602
1944	5,667,926	218,323	3,373,906	826,947	2,203,943	1,921,640		244,121,184	9,661,772	43,247,623	26,737
1945	5,686,564	226,690	3,676,318	901,311	2,263,943	1,981,640		248,168,106	12,466,646	45,967,666	26,780
1946	6,076,386	253,261	4,004,678	1,066,678	2,323,943	2,041,640		280,834,660	17,300,386	50,667,666	26,946
1947	6,270,818	268,162	4,084,678	1,126,678	2,383,943	2,101,640		274,069,771	22,460,781	66,466,426	26,481
1948	6,499,221	210,236	4,361,496	1,186,678	2,443,943	2,161,640		286,834,660	24,000,386	68,466,426	26,481
1949	6,781,266	324,692	4,443,656	1,443,678	2,503,943	2,221,640		296,834,660	26,466,426	70,466,426	26,481
1950	7,079,896	376,066	4,643,656	1,643,678	2,563,943	2,281,640		306,834,660	28,926,426	72,466,426	26,481
1951	7,373,466	378,528	4,843,656	1,843,678	2,623,943	2,341,640		316,834,660	31,386,426	74,466,426	26,481
1952	7,624,403	384,384	4,943,656	2,043,678	2,683,943	2,401,640		326,834,660	33,846,426	76,466,426	26,481
1953	7,946,016	390,387	4,943,656	2,243,678	2,743,943	2,461,640		336,834,660	36,306,426	78,466,426	26,48

**AVERAGE PASTOR'S SALARY, BY MEMBERSHIP OF CHURCH,  
FULL TIME CHURCHES—1961**

S. S. C. and States	Total	1 to 299	300 to 749	750 to 999	1,000 to 1,499	1,500 to 1,999	2,000 to 2,999	3,000 & Above
S. S. C.	\$ 3,479	2,711	5,004	5,907	8,811	7,689	8,633	11,280
Alabama	3,084	2,115	5,039	5,811	7,106	8,131	9,224	10,360
Alaska	1,981	4,803	7,187			8,600		
Arizona	3,488	3,006	6,277	8,848	8,900	7,388		
Arkansas	3,977	2,321	4,987	5,829	6,889	7,380	8,577	**11,000
California	3,712	2,222	5,548	8,953	6,854	7,280		
Colorado	3,800	3,276	6,876		8,000			
District of Columbia	6,228	4,803	6,324	7,559	8,712		18,129	
Florida	3,044	2,978	6,282	8,982	7,100	7,492	9,338	11,714
Georgia	3,428	2,699	4,823	8,816	8,324	7,719	8,512	12,160
Hawaii	5,072	4,984	*8,400	8,800	*7,200			
Illinois	3,288	2,442	5,978	5,841	6,207	7,000		
Indiana	3,984	2,873	5,867	**8,940	8,000	7,000	8,340	
Iowa	3,282	2,979	4,418	**8,113			8,083	
Kentucky	3,008	2,863	4,857	8,816	6,324	7,180	8,079	**11,000
Louisiana	4,830	3,919	5,390	6,481	7,082	7,607	8,909	11,016
Maryland	4,274	3,828	4,087	6,301	6,821		7,160	
Michigan	2,197	3,084	5,329					
Minnesota	3,814	3,011	5,124	8,100	8,877	7,661	8,874	10,880
Missouri	2,182	3,825	5,085	4,887	8,877	7,000	8,878	8,880
New Mexico	4,842	3,967	5,344	6,811	6,820	6,272	6,787	78,000
North Carolina	3,640	2,880	6,061	6,581	6,680	8,297	8,278	**10,880
Ohio	3,128	2,108	5,667	**8,300	8,818	8,800		
Oklahoma	3,277	3,267	6,299	8,888	8,887	6,650	8,118	10,081
Oregon-Washington	3,897	2,903	5,140	5,323				
South Carolina	3,002	2,283	5,402	6,184	6,807	6,082	6,226	10,500
Tennessee	3,043	2,297	4,982	6,881	8,794	7,925	8,490	11,880
Texas	3,884	2,822	5,688	8,171	8,899	7,840	8,888	11,990
Virginia	3,962	3,000	6,272			8,068	7,888	14,000

\* One church  
\*\* Two churches

**Southern Baptist Hospitals' Programs—1961**

**FORTY-FOUR  
BAPTIST  
HOSPITALS**



**IN FIFTEEN  
SOUTHERN BAPTIST  
STATES**

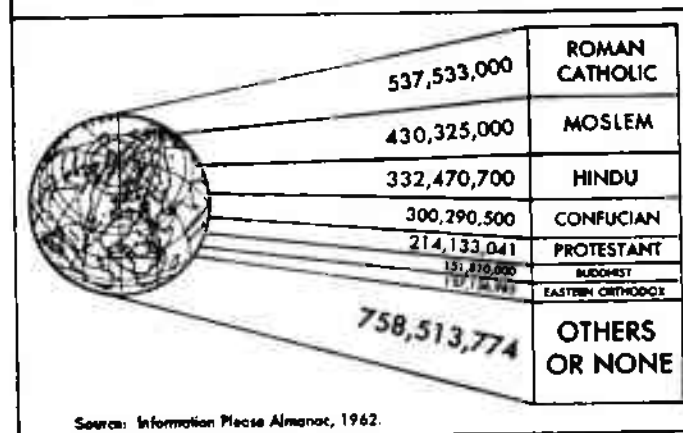
<p><b>PATIENT CARE PROGRAM</b></p> <p>Adult Beds ..... 10,535</p> <p>Adult Patients ..... 436,230</p> <p>New-Born Patients ..... 66,247</p>	<p><b>CHARITY FREE SERVICE PROGRAM</b></p> <p>In Patients ..... 27,826</p> <p>Out Patients ..... 166,317</p> <p>Program Expense ..... \$6,883,508</p>
<p><b>EDUCATION PROGRAM</b></p> <p>Interns (M.D.) ..... 118</p> <p>Professional Nurses ..... 2,991</p> <p>Non-Professional Nurses ..... 689</p>	<p><b>CAPITAL PROGRAM</b></p> <p>Total Property Value ..... \$178,388,481</p> <p>Hospitals Planning New Cost ..... 24</p> <p>Additional Beds Needed ..... 2,957</p>
<p><b>RELIGIOUS MINISTRIES PROGRAM</b></p> <p>71 Chaplains—leading 6,515 worship services annually</p>	

(See detailed reports elsewhere in this Handbook.)

**SECTION II**

**World of Religion**

*The World and its Religions*



Source: Information Please Almanac, 1962.

**BAPTISTS AROUND THE WORLD**

Latest Baptist membership figures received in the Washington offices of the Baptist World Alliance as of January, 1962.

**AFRICA**

Algeria	15,720
Angola	32,003
British Cameroons	12,500
Cameroon	159,104
Congo	80
Egypt	28
Ethiopia	24,923
Central African Republic	2,661
Ghana	
Guinea	5,141
Ivory Coast	82
Kenya	14,290
Liberia	1,800
Mozambique	51,756
Nigeria	2,644
Nyasaland	1,927
Rhodesia, Northern	3,726
Rhodesia, Southern	8,000
Ruanda-Urundi	89
St. Helena	429
Sierra Leone	40,700
South Africa	
Southwest Africa	

Spanish Morocco .....	50	
Tanganyika .....	76	
Uganda .....		
<b>TOTAL FOR AFRICA .....</b>		<b>372,707</b>
<b>ASIA</b>		
Burma .....	207,346	
Ceylon .....	3,203	
China (Mainland) .....	123,000*	
Hong Kong and Macao .....	16,216	
India .....	413,353	
Indonesia .....	1,317	
Japan .....	19,614	
Korea .....	3,981	
Malaya and Singapore .....	1,626	
Nepal .....		
Okinawa .....	200	
Pakistan .....	12,181	
Taiwan .....	8,013	
Thailand .....	2,836	
Vietnam .....		
<b>TOTAL FOR ASIA .....</b>		<b>812,884</b>
<b>CENTRAL AMERICA</b>		
Bahamas .....	13,178	
Bermuda .....	40	
British Honduras .....	119	
Costa Rica .....	641	
Cuba .....	17,275	
Dominican Republic .....	200	
El Salvador .....	2,226	
Guatemala .....	1,746	
Honduras .....	200	
Haiti .....	30,659	
Jamaica .....	30,163	
Nicaragua .....	2,821	
Panama .....	2,833	
Puerto Rico .....	6,729	
St. Lucia .....	101	
St. Vincent .....	112	
Trinidad and Tobago .....	1,227	
<b>TOTAL FOR CENTRAL AMERICA .....</b>		<b>110,259</b>
<b>EUROPE</b>		
Austria .....	750	
Belgium .....	361	
Bulgaria .....	672	
Czechoslovakia .....	4,262	
Denmark .....	7,400	
Finland .....	3,382	
France .....	3,039	
Germany .....	97,178	
Great Britain and Ireland .....	317,882	
Greece .....		
Hungary .....	20,000	
Italy .....	5,205	
Netherlands .....	8,438	
Norway .....	6,973	
Poland .....	2,536	
Portugal .....	2,000	

Romania .....	80,000	
Spain .....	8,400	
Sweden .....	31,881	
Switzerland .....	1,483	
USSR .....	640,000	
Yugoslavia .....	3,900	
<b>TOTAL FOR EUROPE .....</b>		<b>1,140,542</b>
<b>MIDDLE EAST</b>		
Gaza .....	9	
Israel .....	115	
Jordan .....	167	
Lebanon .....	247	
Turkey .....		
<b>TOTAL FOR MIDDLE EAST .....</b>		<b>628</b>
<b>SOUTH AMERICA</b>		
Argentina .....	14,000	
Bolivia .....	1,303	
Brazil .....	175,000	
Chile .....	8,886	
Colombia .....	3,630	
Ecuador .....	146	
Guiana, British .....	289	
Guiana, Dutch .....	44	
Paraguay .....	630	
Peru .....	1,186	
Uruguay .....	1,071	
Venezuela .....	620	
<b>TOTAL FOR SOUTH AMERICA .....</b>		<b>206,765</b>
<b>SOUTHWEST PACIFIC</b>		
Australia .....	40,124	
New Guinea .....	2,765	
New Zealand .....	15,188	
Philippines .....	22,657	
<b>TOTAL FOR SOUTHWEST PACIFIC .....</b>		<b>80,734</b>
<b>NORTH AMERICA</b>		
Canada .....	174,000	
Mexico .....	50,000	
United States:		
American Baptist Convention .....	1,521,052	
Baptist General Conference of America .....	72,056	
National Baptist Convention, USA, Inc. ....	5,000,000	
National Baptist Convention of America .....	2,868,799	
North American Baptist General Conference .....	51,811	
Seventh Day Baptist General Conference .....	5,864	
Southern Baptist Convention (1961) .....	9,978,488	
21 Other Baptist Bodies .....	2,078,723	
Total for United States .....	21,874,593	
<b>TOTAL FOR NORTH AMERICA .....</b>		<b>21,628,609</b>
<b>GRAND TOTAL .....</b>		<b>24,328,013</b>

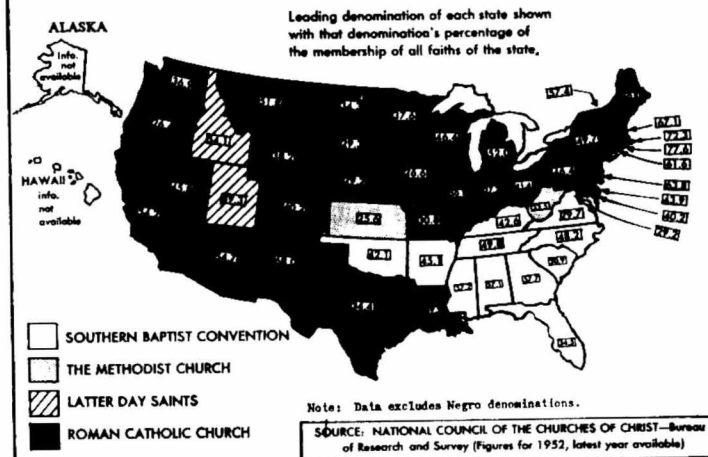
\*Estimate  
Baptists are known to be in all countries listed. A blank in the numbers column indicates no figures are currently available.

### MEMBERSHIP STATISTICS OF LARGER RELIGIOUS BODIES IN THE UNITED STATES

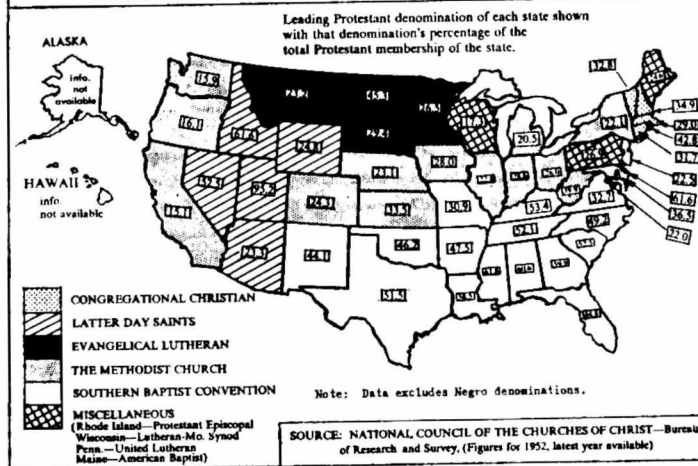
Religious Body	Members 1948	Members 1950	Churches 1948	Churches 1950	Sunday School Members 1950	Sunday School Attendance 1950
<b>Seventh-Day Adventists</b>	317,850	311,830	3,005	2,900	325,187	310,168
<b>Assembly of God</b>	600,800	608,730	4,230	4,190	974,820	869,870
<b>American Baptist Convention</b>	a1,543,190	a1,644,200	a4,260	a4,360	a1,005,410	b1,912,870
<b>Southern Baptist Convention</b>	9,781,500	9,458,270	33,350	31,800	7,383,650	7,276,880
<b>National Baptist Conventions, U. S. A., Inc.</b>	68,000,000	68,000,000	680,000	670,000	62,007,340	a3,477,340
<b>National Baptist Conv. of America</b>	47,806,700	47,806,700	478,067	478,067	43,800,000	a3,300,000
<b>American Baptist Association</b>	648,000	647,800	3,000	3,000	320,530	324,680
<b>Conservative Baptist Assn. of America</b>	300,000	278,000	1,500	1,500	300,000	280,000
<b>Free Will Baptist</b>	191,440	200,000	2,300	2,400	118,390	184,800
<b>General Association of Regular Baptist Churches</b>	138,290	130,812	834	837		
<b>North American Baptist Assn.</b>	433,265	230,268	1,980	1,980	431,730	391,760
<b>United Free Will Baptist Church</b>	610,000	610,000	6,000	6,000	631,800	631,800
<b>Church of the Brethren</b>	199,947	201,219	1,070	1,070	166,877	168,083
<b>Buddhist Churches of America</b>	a20,000	20,000	60	60	a7,700	7,700
<b>Christian Churches (Disciples of Christ)</b>						
<b>International</b>	1,801,821	1,801,414	8,001	8,000	1,108,826	1,108,328
<b>Church of God (Cleveland, Tenn.)</b>	170,261	183,790	2,200	2,190	859,790	377,180
<b>Church of God (Anderson, Ind.)</b>	142,700	138,264	2,270	2,270	247,461	240,848
<b>Church of God in Christ</b>	392,638	383,679	3,800	3,800	94,000	94,889
<b>Church of Christ</b>	2,183,483	2,007,860	18,600	17,800	1,909,818	1,909,818
<b>Church of the Nazarene</b>	307,829	300,771	4,484	4,418	671,174	673,679
<b>Congregational Christian Churches</b>	1,427,863	1,414,968	5,401	5,447	737,348	783,779
<b>Greek Archdiocese of North and South America</b>	1,200,000	1,200,000	300	300	50,000	40,000
<b>Romanian Orthodox Episcopate of America</b>	50,000	50,000	62	62	1,201	1,183
<b>The Russian Orthodox Church Outside Russia</b>	188,000	188,000	181	181		
<b>The Russian Orthodox Greek Catholic Church of America</b>	a785,000	a785,000	a283	a283	a10,800	a10,800
<b>Byzantine Apostolic Orthodox Church</b>	110,000	280,000	81	73	20,000	8,800
<b>Evangelical and Reformed Church</b>	813,271	809,137	2,730	2,742	648,368	663,180
<b>Evangelical United Brethren Church</b>	748,216	749,788	4,298	4,217	732,627	742,307
<b>International Church of the Foursquare Gospel</b>	82,624	679,012	711	6,667	67,000	647,680
<b>Jehovah's Witnesses</b>	250,000	239,418	4,170	4,000		
<b>Jewish Congregations</b>	6,367,000	15,300,000	14,070	14,070	a261,669	a263,300
<b>Church of Jesus Christ of Latter-Day Saints</b>	1,486,887	1,487,738	3,491	3,290	1,418,048	1,480,791
<b>Reorganized Church of Jesus Christ of Latter-Day Saints</b>	153,291	152,008	848	927	84,000	86,790
<b>Lutheran Church—Missouri Synod</b>	2,391,198	2,304,062	3,218	3,100	860,781	828,080
<b>Wisconsin Evangelical Lutheran Synod*</b>	235,073	232,963	879	841	84,731	81,843
<b>American Lutheran Church</b>	2,242,249	1,002,018	4,625	1,961	813,577	484,741
<b>Augustana Evangelical Lutheran Church</b>	609,239	606,147	1,207	1,200	248,648	247,380
<b>Evangelical Lutheran Church</b>						
<b>United Lutheran Church in America</b>	2,383,224	2,489,263	4,208	3,483	1,048,000	1,048,000
<b>Missouri Synod</b>	73,126	72,128	869	852	118,568	119,843
<b>Alabama Methodist Episcopal Church</b>	11,168,301	11,160,301	15,818	16,879	1,843,432	1,843,432
<b>Albany Methodist Episcopal Zion Church</b>	470,000	470,000	4,060	4,060	190,360	190,000
<b>Christian Methodist Episcopal Church</b>	1,937,187	1,937,187	12,484	12,484	118,424	118,424
<b>The Methodist Church</b>	9,893,094	9,813,180	38,882	39,336	7,137,422	7,184,104
<b>Presbyterian Church of God of America, Inc.</b>	6103,500	6103,500	6,900	6,900	6100,000	6100,000
<b>United Pentecostal Church, Inc.</b>	175,000	180,000	1,000	1,000	180,000	180,000
<b>Polish National Catholic Church of Am. Continent</b>	282,411	271,218	183	187	123,843	122,843
<b>United Methodist Church</b>	89,482	87,368	975	984	76,841	75,128
<b>Presbyterian Church in the U. S. A.</b>	902,649	889,196	3,096	3,078	750,752	738,290
<b>United Presbyterian Church in U. S. A.</b>	3,250,011	2,143,732	9,283	8,148	3,048,910	2,028,818
<b>Presbyterian Episcopal Church</b>	3,444,266	3,126,462	17,647	17,011	879,607	868,068
<b>Christian Reformed Church</b>	243,853	238,145	649	641	249,000	248,000
<b>Reformed Church in America</b>	228,927	219,770	687	687	188,091	189,668
<b>Roman Catholic Church</b>	42,104,900	40,871,305	23,362	23,346	3,558,483	3,501,461
<b>Salvation Army</b>	284,141	283,001	1,288	1,289	183,686	181,799
<b>International General Assembly of Spiritualists</b>	4184,072	4184,072	4,200	4,200	4,435	4,435
<b>Unitarian Churches</b>	101,200	101,200	293	284	87,000	84,000
<b>Totals</b>	110,680,834	108,839,126	368,007	362,282	40,897,024	41,407,488
<b>Smaller Religious Bodies</b>	3,768,383	3,768,383	31,790	32,063	3,833,994	3,836,898
<b>Grand Totals</b>	114,449,217	112,607,509	399,797	394,345	44,731,018	45,244,386

\*Formerly Evangelical Lutheran Joint Synod of Wisconsin and Other States.  
 a-1949 figure, b-1950 figure, c-1957 figure, d-1966 figure, e-1965 figure, f-1964 figure, g-1963 figure, h-1958 figure, i-1951 figure.  
 †1956 figure.  
 Source: 1961 and 1962 Yearbook of American Churches

### MEMBERSHIP STRENGTH OF DENOMINATIONS IN THE U.S.



### MEMBERSHIP STRENGTH OF PROTESTANT DENOMINATIONS



## FINANCIAL REPORTS FROM RELIGIOUS BODIES

Religious Body	Total Contributions	Total Contributions	Foreign Contributions	Total Per Member Contributions
Baptist: (American Convention)	12,508,975	72,108,222	2,222,951	48.98
North American General Conference	2,141,120	8,471,043	222,202	116.05
Seventh Day General Conference*	84,780	294,489	N.R.	80.43
Brethren: (Brethren in Christ Church)	418,299	480,898,979	18,822,054	58.88
(American Church (Ashland, Ohio))	418,463	1,266,023	129,927	171.11
(Church of the Brethren)	2,564,814	12,544,194	283,666	88.32
(Church of God (Anderson, Indiana))	5,855,029	48,346,966	2,049,360	143.23
(Churches of God in North America)	9,120,789	17,497,329	444,224	122.00
(Congregational Christian)	405,224	2,678,086	88,500	71.73
(Christian (Disciples of Christ))	12,948,327	104,362,027	3,867,183	73.30
(Greek Orthodox Archdiocese*)	18,879,208	96,624,944	2,486,228	62.26
(Ukrainian Orthodox of America*)	N.R.	N.R.	100,000	
(Evangelical Congregational*)	2,925	3,087	N.R.	
(Evangelical Covenant Church of America)	480,271	2,717,933	147,894	90.89
(Evangelical Free Church of America)	1,868,847	10,886,418	808,728	181.14
(Evangelical and Reformed)	2,181,808	6,901,880	1,158,200	208.84
(Evangelical United Brethren*)	9,680,724	62,246,064	1,265,928	76.56
(Friends (Ohio Yearly Meeting))	9,331,036	48,772,149	1,035,726	62.29
(Lutheran (American))	146,883	854,269	89,651	160.21
(American Evangelical)	5,428,356	61,368,872	902,874	74.48
(Augustana)	140,800	1,371,600	800,218	81.82
(Evangelical Synod of Evangelical**)	7,373,628	33,478,868	800,218	81.82
(Evangelical Synod of Evangelical**)	10,856,506	61,297,348	497,219	66.88
(Evangelical Synod of Evangelical**)	168,461	620,636	3,840	68.48
(Evangelical Synod of Evangelical**)	115,862	1,147,044	N.R.	77.70
(Evangelical Synod of Evangelical**)	807,889	2,815,418	2,034,196	83.89
(Evangelical Synod of Evangelical**)	31,896,829	161,162,803	1,890,481	99.18
(Evangelical Synod of Evangelical**)	267,096	1,890,481	20,860	78.21
(Evangelical Synod of Evangelical**)	25,481,001	718,447,896	4,496,731	70.96
(Evangelical Synod of Evangelical**)	620,411	2,228,548	83,100	
(Evangelical Synod of Evangelical**)	3,807,768	16,242,224	418,067	68.24
(Evangelical Synod of Evangelical**)	1,529,641	3,480,766	228,924	109.71
(Evangelical Synod of Evangelical**)	6,892,231	14,926,764	701,293	271.96
(Evangelical Synod of Evangelical**)	63,722,147	563,681,102	15,181,683	88.14
(Evangelical Synod of Evangelical**)	1,782,149	8,478,418	208,424	221.77
(Evangelical Synod of Evangelical**)	266,478	2,222,836	132,500	62.96
(Evangelical Synod of Evangelical**)	79,282	251,721	3,813	84.48
(Evangelical Synod of Evangelical**)	517,428	4,787,718	203,019	127.47
(Evangelical Synod of Evangelical**)	983,848	6,887,428	392,668	87.88
(Evangelical Synod of Evangelical**)	358,240	1,292,812	60,400	90.30
(Evangelical Synod of Evangelical**)	771,194	4,229,127	164,983	167.62
(Evangelical Synod of Evangelical**)	279,471	1,206,699	118,583	101.44
(Evangelical Synod of Evangelical**)	21,466,860	61,692,428	3,969,960	84.21
(Evangelical Synod of Evangelical**)	48,987,210	270,233,943	6,739,360	88.88
(Evangelical Synod of Evangelical**)	28,386,894	140,628,284	3,340,217	104.63
(Evangelical Synod of Evangelical**)	8,876,107	23,618,749	1,281,508	128.97
(Evangelical Synod of Evangelical**)	614,866	3,509,241	188,243	
Total U. S. 1960 (47 Bodies)	424,441,044	2,831,120,871	77,812,063	88.78

(Member of the Department of Stewardship and Benevolence (Contributors) of the National Council of Churches.)

\*Figures for this body not used in calculating total per-member contributions because figures this year and last year are not comparable.

\*\*Seventh Day Baptist General Conference: The figures used in this report are a more nearly complete version of the figures used last year.

\*Greek Orthodox Archdiocese of North and South America: Reporting for the first time. Figures represent only a partial report this year and are not added into the totals on page 2.

\*Evangelical Free Church of America: Report includes about \$1,000,000 from Special Diamond Jubilee Drive.

\*Synod of Evangelical Lutheran Churches: Reporting for the first time this year.

\*United Lutheran Church in America: Total contributions figure includes \$199,982 contributed to Lutheran Laymen's Movement for Stewardship.

\*United Evangelical Lutheran Church: Figures for this body represent only a 10-month period; therefore per-member contributions are not shown.

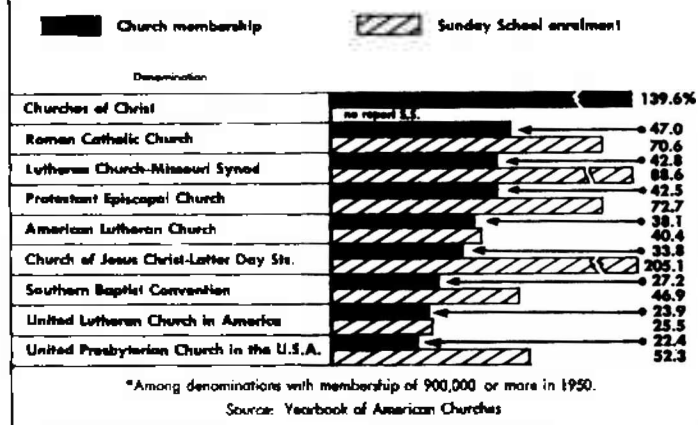
\*Wesleyan Evangelical Lutheran Synod: Actually \$12,978,862 of the total are for the calendar year ending December 31, 1960.

\*Cumberland Presbyterian Church: The total contributions figure includes an estimated \$1,000,000 of borrowed funds.

Source: Department of Stewardship and Benevolence, National Council of Churches in the U. S. A.

## FASTEST GROWING DENOMINATIONS\* IN THE U.S.

(Percent increase 1950-1960)



## DIRECTORY OF CHRISTIAN GROUPS IN UNITED STATES

### I. CO-OPERATIVE AGENCIES

American Council of Christian Churches: 15 Park Row, New York; Rev. Raymond F. Hamilton, president.

National Association of Evangelicals: P. O. Box 28, Wheaton, Illinois; George L. Ford, executive director.

National Council of Churches: 475 Riverside Drive, New York 27, New York; J. Irwin Miller, president; Roy G. Ross, general secretary; R. H. Edwin Eady, associate.

Division of Christian Education: 475 Riverside Drive, New York 27, New York; Gerald E. Knoff, executive secretary.

Commission on General Christian Education: 475 Riverside Drive, New York 27, New York.

Commission on Higher Education: 475 Riverside Drive, New York 27, New York.

Commission on Missionary Education: 475 Riverside Drive, New York 27, New York.

Division of Christian Life and Work: 475 Riverside Drive, New York 27, New York.

C. Arvid Olson, executive secretary.

Department of Stewardship and Benevolence: 475 Riverside Drive, New York 27, New York; Thomas K. Thompson, executive director.

Division of Foreign Missions: 475 Riverside Drive, New York 27, New York; Luther A. Gotwald, executive secretary; Irene A. Jones, associate executive secretary.

Department of Overseas Union Churches: 475 Riverside Drive, New York 27, New York; Raymond A. Gray, executive director.

Division of Home Missions: 475 Riverside Drive, New York 27, New York; Jon L. Regier, executive secretary.

Department of Church Building: 475 Riverside Drive, New York 27, New York; S. T. Ritanour, executive director.

General Department of United Church Men: 475 Riverside Drive, New York 27, New York.

General Department of United Church Women: 475 Riverside Drive, New York 27, New York; Mrs. W. Murdoch MacLeod, general director.

Broadcasting and Film Commission: 475 Riverside Drive, New York 27, New York; S. Franklin Mack, executive director.

Central Department of Evangelism: 475 Riverside Drive, New York 27, New York.

Office of Information: 475 Riverside Drive, New York 27, New York; Fletcher Costen, director.

Bureau of Research and Surveys: 475 Riverside Drive, New York 27, New York; Laura B. Whitman, executive director.

## 2. MAJOR DENOMINATIONAL GROUPS

**Seventh-day Adventists:** Headquarters, 6844 Eastern Avenue, Northwest, Takoma Park, Washington 12, D.C.; W. E. Beach, secretary.

**Assemblies of God:** Headquarters, 1448 Booneville Avenue, Springfield, Missouri; Thomas F. Zimmerman, general superintendent.

**American Baptist Convention:** Headquarters, Valley Forge, Pennsylvania; E. H. Tuller, general secretary.

**Southern Baptist Convention:** 127 Ninth Avenue North, Nashville 3, Tennessee; Porter Booth, executive secretary of Executive Committee; James W. Merritt, secretary of the Convention, 447 Boulevard, Gainesville, Georgia.

**National Baptist Convention, U.S.A., Inc.:** J. H. Jackson, president, 2141 South Parkway, Chicago, Illinois.

**American Baptist Association:** Headquarters, 214 East Broad Street, Texarkana, Arkansas-Texas; A. L. Patterson, corresponding secretary.

**North American Baptist Association:** A. R. Reddin, president, Central Baptist College, Conway, Arkansas.

**Free Will Baptists:** Headquarters, 3801 Richland Avenue, Nashville 6, Tennessee; Billy A. Melvin, executive secretary.

**United Free Will Baptists:** Headquarters, 1000 University Street, Kinston, North Carolina; W. F. Cox, chairman of executive board, Durham, North Carolina.

**Church of Christ, Scientist:** Headquarters, 187 Falmouth Street, Boston 16, Massachusetts. Directors: Francis Lyster Jandron, Clayton Bron Craig, L. Irving Gwalter, Thomas E. Hurley, James B. Douglas. President, Mrs. Mary Lee Gough Nay; Treasurer, Roy Garrett Watson; Clerk, Gordon V. Comes.

**Church of God:** Headquarters, Cleveland, Tennessee; James A. Cross, general overseer; A. M. Phillips, general secretary and treasurer.

**Church of God (Anderson, Indiana):** Charles V. Weber, executive secretary of the Executive Council; R. Eugene Starner, director of Church Service, Paul A. Tanner, director of World Service, Box 450, Anderson, Indiana.

**Church of the Nazarene:** Headquarters, 8401 The Paseo, Kansas City 10, Missouri; S. T. Ludwig, general secretary.

**Churches of Christ:** No general organization. United Church of Christ: Seventh Floor, 287 Park Avenue, S., New York 18, New York; Ben M. Herbster, President.

**International Convention of Christian Churches (Disciples of Christ):** Headquarters, 221 Ohmer, P. O. Box 19116, Indianapolis 10, Indiana; Gaius M. Cook, executive secretary.

**Church of Jesus Christ of Latter Day Saints:** Headquarters, 47 East South Temple Street, Salt Lake City, Utah; Frank H. Brown, president, East Central States Mission, 1488 Cherokee Road, Louisville, Kentucky.

**The American Lutheran Church:** Headquarters, 422 S. Fifth Street, Minneapolis 18, Minnesota; Frederick Schlotz, president.

**The Lutheran Church—Missouri Synod:** Headquarters, 210 North Broadway, St. Louis 2, Missouri; J. W. Rehnke, D.D., president.

**The United Lutheran Church in America:** Headquarters, 231 Madison Avenue, New York 16, New York; Franklin Clark Fry, president; George F. Herkins, secretary; Edmund F. Wagner, treasurer.

**The Methodist Church:** F. E. Shuler, director of the Research and Statistics Department, 1200 Davis Street, Evanston, Illinois.

**Cumberland Presbyterian:** Charles L. Lebling, Jr., past moderator, 4119 Laurel Ridge Drive, Raleigh, North Carolina.

**Presbyterian, U. S.:** Headquarters, 241 Ponce de Leon Avenue, N.E., Atlanta 8, Georgia; James A. Millard, Jr., stated clerk.

**The United Presbyterian Church in the U.S.A.:** Headquarters, 110 Witherspoon Building, Philadelphia 7, Pennsylvania; Eugene C. Blake, stated clerk.

**Protestant Episcopal:** Headquarters, 261 Park Avenue, South, New York 10, New York; Arthur Lichtenberger, presiding bishop.

**Salvation Army, The:** National Headquarters, 120-130 West Fourteenth Street, New York 11, New York; Commissioner Norman B. Marshall, national commander; Colonel John Grace, national chief secretary.

**The Roman Catholic Church:** Egidio Vagnoni, Apostolic Delegate to the United States, 2229 Massachusetts Avenue, N.W., Washington 9, D.C.

**Greek Orthodox Church:** Headquarters, 59 East Second Street, New York 2, New York; Metropolitan Leonty, archbishop of New York.

**Jewish Congregations:** Union of American Hebrew Congregations, Headquarters for American Reform Judaism, 838 Fifth Avenue, New York 21, New York; Maurice N. Eisenrath, president.

## SECTION III

### Facts of Interest

# MARRIAGES, BIRTHS, AND DIVORCES IN THE UNITED STATES, 1950-1961

	MARRIAGES	BIRTHS	DIVORCES
1950	1,667,000	3,632,000	385,000
1951	1,595,000	3,823,000	381,000
1952	1,539,000	3,913,000	392,000
1953	1,546,000	3,965,000	390,000
1954	1,490,000	4,078,000	379,000
1955	1,531,000	4,104,000	377,000
1956	1,585,000	4,218,000	382,000
1957	1,518,000	4,308,000	381,000
1958	1,451,000	4,255,000	368,000
1959	1,494,000	4,295,000	395,000
1960	1,527,000	4,247,000	414,000
1961	1,542,000	4,301,000	

## RATES PER 1000 POPULATION

	BIRTHS	DEATHS
1940	17.9	10.8
1950	23.6	9.6
1960	23.6	9.5

## RATES PER 1000 UNMARRIED FEMALES, 14 YEARS OR OLDER

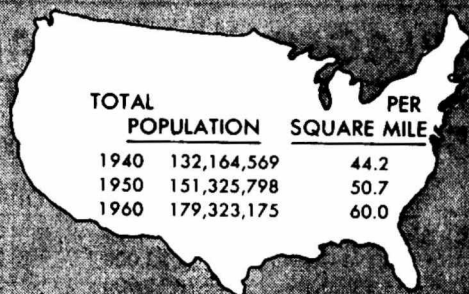
MARRIAGES	
1940	82.8
1950	90.2
1960	68.9

## RATES PER 1000 MARRIED FEMALES

DIVORCES	
1940	8.8
1950	10.3
1960	9.7

Source: National office of vital statistics.


## High Lights of 1960 Census



### RATIO OF SEXES

1940—100.8 males per 100 females  
 1950— 98.7 males per 100 females  
 1960— 97.1 males per 100 females

### TYPE OF RESIDENCE



SOURCE: Bureau of the Census.

## AGE OF POPULATION, 1961-1970

AGE	ESTIMATED POPULATION, 1961	PROJECTED POPULATION, 1970	PER CENT CHANGE
Under 4	16,408,000	18,755,576	14.3%
4-5	8,017,000	8,734,343	8.9
6-8	11,587,000	12,687,766	9.5
9-12	14,118,000	16,369,523	15.9
13-16	12,603,000	15,916,596	26.3
17-24	19,201,000	28,571,196	48.8
25-34	22,365,000	24,946,000	11.5
35-up	77,970,000	83,399,000	7.0
All ages	182,269,000	209,380,000	14.9

## RACE OF POPULATION, 1950-1960



	WHITE	NON-WHITE
1950	135,149,629	16,176,169
1960	158,831,732	20,491,443
% increase	17.5	26.7

## MOBILITY OF CIVILIAN POPULATION, 1960

	NUMBER	PER CENT
Total population	174,451,000	100.0%
<u>Movers</u>	<u>33,811,000</u>	<u>19.4</u>
Same county	22,564,000	12.9
<u>Different county</u>	<u>11,247,000</u>	<u>6.5</u>
Within state	5,724,000	3.3
Different state	5,523,000	3.2

SOURCE: Bureau of the Census.

## Characteristics of Families 1960

### Size of Families

Number of persons	Number of families	Per cent of total
2	14,511,000	32.3
3	9,755,000	21.6
4	9,166,000	20.3
5	5,956,000	13.2
6 or more	5,674,000	12.6

Average size of families, 1960

3.65 Persons

### Marital Status of Population

(14 years of age or over)




	Male	Female
Single	15,412,733	12,380,049
Married	42,416,979	42,479,302
Widowed or divorced	3,532,343	9,784,638
	61,362,055	64,913,989

SOURCE: Bureau of the census.

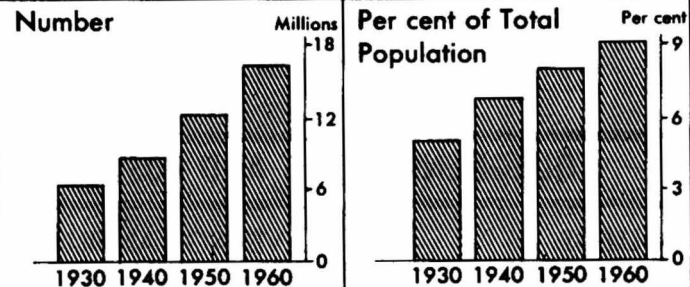
## FACTS ON OLDER AMERICANS

### LIFE EXPECTANCY

Year of birth



### THE POPULATION, 65 AND OVER



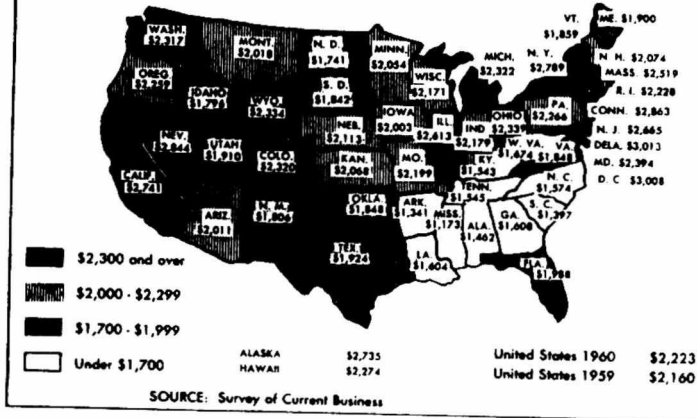
Still more to come—  
By the year 2000  
Over 30 million  
Aged 65 and over



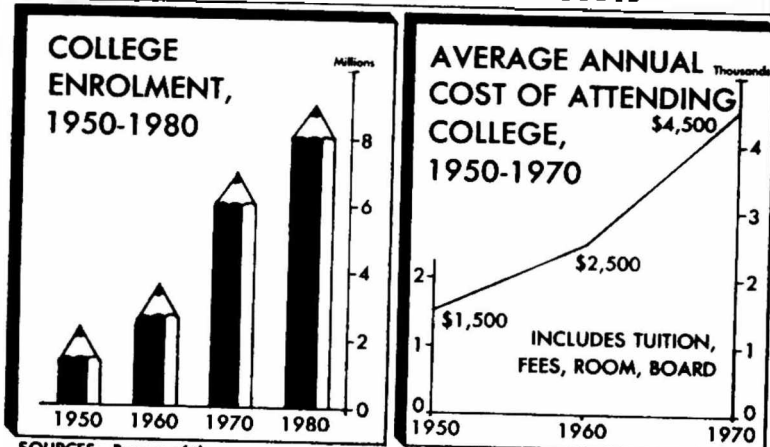
SOURCES: Bureau of the Census.  
New Population Facts on Older Americans, 1960.



## PER CAPITA PERSONAL INCOME, 1960



## COLLEGE ENROLMENT AND COSTS

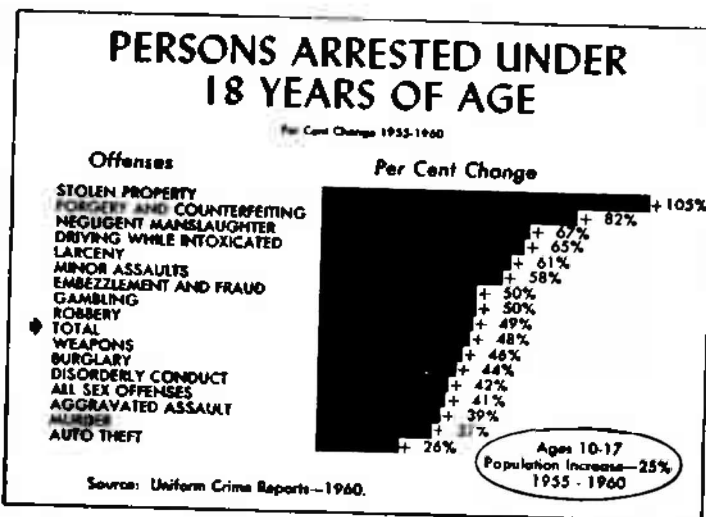
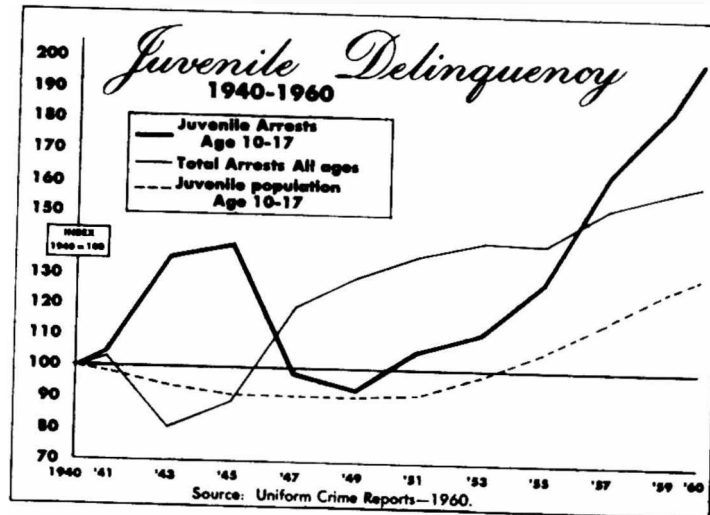


SOURCES: Bureau of the census  
Newsweek magazine.

## DISTRIBUTION OF THE "AVERAGE AMERICAN'S" INCOME, 1960

	PER MONTH	\$\$\$\$	% of Total
	Food	32.62	17.4
	Taxes	23.42	12.8
	Household Operation	21.31	11.4
	Transportation	20.29	10.6
	Housing	19.61	10.5
	Clothing	15.76	8.4
	Medical	9.91	5.3
	Recreation	9.02	4.8
	Alcoholic Beverages	4.58	2.5
	Tobacco	3.48	1.9
	Religious, Welfare	2.17	1.2
	Savings	10.64	5.7
	All Others	14.08	7.5
	<b>Total</b>	<b>186.89</b>	<b>100.0</b>

SOURCE: Survey of Current Business, July, 1961.



## SECTION IV BAPTIST DIRECTORIES

DIRECTORIES OF SOUTHERN BAPTISTS  
1961-1962

### SOUTHERN BAPTIST CONVENTION

Organized in First Baptist Church, Augusta, Georgia, May 8, 1845

### OFFICERS OF THE CONVENTION 1962 SESSION

Marshall H. Hobbs, President, First Baptist Church, Oklahoma City, Oklahoma	James W. Merritt, 447 Boulevard, Gainesville, Georgia, and Joe W. Burton, 127 Ninth Avenue, North, Nashville 3, Tennessee, Secretaries
Roland Q. Lovell, First Vice President, 1497 Sheffield Drive, Jackson, Mississippi	Portier Routh, Treasurer, 127 Ninth Avenue, North, Nashville 3, Tennessee
W. Marshall Ford, Second Vice President, First Baptist Church, El Paso, Texas	

1961 Session: June 8-8, San Francisco, California  
1962 Session: May 7-10, Kansas City, Missouri  
1964 Session: May 16-24, Atlantic City, New Jersey  
1965 Session: June 1-4, Dallas, Texas  
1966 Session: May 24-27, Detroit, Michigan

### EXECUTIVE COMMITTEE OF THE CONVENTION

127 Ninth Avenue, North, Nashville 3, Tennessee

Portier Routh, Executive Secretary-Treasurer	Leonard Hill, Production Editor of <i>The Baptist Program</i>
Albert McClallen, Program Planning Secretary	John H. Haldeman, Chairman, Miami, Florida
John H. Williams, Financial Planning Secretary	James S. Abernethy, Recording Secretary, Albuquerque, New Mexico
W. C. Fields, Public Relations Secretary	
Thom Sommerkamp, Assistant Director, Baptist Press	

### FOREIGN MISSION BOARD

Organized in 1845

3804 Monument Avenue, Richmond 30, Virginia

Baker J. Cauthen, Executive Secretary	Frank K. Means, Secretary for Latin America
Charles E. Madry, Executive Secretary, Emeritus	Winston Crawley, Secretary for the Orient
Robert M. Smith, Administrative Associate to the Executive Secretary	M. Cornell Garner, Secretary for Africa, Europe, and the Near East
Franklin Fowler, Medical Consultant	Everett L. Deane, Treasurer
Mary Elizabeth Fogna, Assistant to the Executive Secretary	Ralph A. Magee, Assistant Treasurer
	Albert L. Wright, Business Manager

Elmer S. West, Jr., Secretary for Missionary Personnel  
 Edna Frances Dawkins, Associate Secretary for Missionary Personnel  
 Bill S. Cody, Associate Secretary for Missionary Personnel  
 Luke B. Smith, Associate Secretary for Missionary Personnel  
 James C. Fletcher, Assistant Secretary for Missionary Personnel

Ernest L. Hill, Secretary for Missionary Education and Promotion  
 For E. Sandfield, Associate Secretary, Division of Visual Education  
 Genevieve Green, Book Editor  
 Ione Gray, Director of Press Relations  
 Floyd H. North, Editor, The Commission  
 Joseph Underwood, Associate Secretary for Promotion

## MISSIONARY PERSONNEL

January 1, 1962

AFRICA, EUROPE, and the NEAR EAST		460
Africa		377
Ghana	28	
Kenya	19	
Liberia	8	
Nigeria	218	
Northern Rhodesia	10	
Nyasaland	8	
Southern Rhodesia	8	
Tanganyika	37	
Europe		46
Germany	2	
France	2	
Italy	17	
Portugal	2	
Spain	12	
Switzerland	11	
Near East		57
Gaza	11	
Israel	24	
Jordan	18	
Lebanon	13	
LATIN AMERICA		155
Argentina	72	
Brazil	218	
The Caribbean	18	
Chile	45	
Colombia	87	
Costa Rica	6	
Ecuador	16	
Guatemala	10	
Honduras	8	
Mexico	52	
Paraguay	17	
Peru	20	
Spanish Publishing House	15	
Uruguay	20	
Venezuela	14	
THE ORIENT		311
Ceylon	2	
Hawaii	20	
Hong Kong	42	
Indonesia	54	
Japan	131	
Korea	44	
Malaya	35	
Okinawa	1	
Pakistan	18	
Philippines	62	
Taiwan	45	
Thailand	43	
Vietnam	19	
Total	1,846*	
Emeritus Missionaries	183	
Total number of missionaries appointed since the organization of the Foreign Mission Board (including special appointments)	2,024	

\*Includes 147 missionaries on special appointment.

## HOME MISSION BOARD

Organized in 1945

161 Spring Street, N.W., Atlanta, Georgia

### ADMINISTRATION

Courts Redford, Executive Secretary-Treasurer  
 G. Frank Garrison, Assistant Executive Secretary-Treasurer

### Administrative Services

Leland Waters, Executive Assistant  
 Curtis L. Johnston, Financial Secretary  
 Ransom W. Swords, Superintendent, Insurance Services  
 B. M. Craft, Business Manager  
 Carlton Biass, Attorney

### Department of Missionary Personnel

Glendon McCullough, Secretary  
 Nathan Porter, Associate

### General Ministries

C. C. Warren, Director, 20,000 Movement  
 Bertram King, Liaison Representative in Canada

### Division of Chaplaincy

George Commins, Director  
 ( ) Secretary, Industrial and Institutional Chaplaincy  
 ( ) Secretary, Ministry to Military Personnel  
 L. L. McGee, Secretary, Hospital Chaplaincy

### DIVISION OF CHURCH LOANS

G. Frank Garrison, Director  
 Berner F. Wilson, Assistant  
 Thomas Haynes, Escrow Officer  
 Roy F. Lewis, Loan Officer

### DIVISION OF EDUCATION AND PROMOTION

L. O. Grifth, Director

### Department of Editorial Service

Walker L. Knight, Secretary  
 Kate Ellen Gruver, Book Editor

### Department of Missionary Education

L. W. Martin, Secretary  
 Field workers:  
 Vera Agullard, 511 West Second Street, Eunice, Louisiana  
 Irene Chambers, 715 Pyburn Street, Pochonota, Arkansas  
 Mrs. Bertha Lee, 525 West 12th Street, Birmingham, Alabama

### Department of Promotion

J. C. Durham, Jr., Secretary  
 Ralph Rogers, Technician-Photographer

July, August, September, 1962

### DIVISION OF EVANGELISM

C. E. Astry, Director  
 C. Y. Doney, Associate  
 Eual P. Lawson, Associate  
 Vernon Yearby, Associate  
 Jack Stanton, Associate

### DIVISION OF MISSIONS

Arthur Rutledge, Director  
 Mrs. Noble Y. Beall, Field Worker

### Department of Associational Missions

Wendell Bales, Secretary  
 Lewis W. Newman, Associate

### Department of City Missions

( ) Secretary  
 Clovis A. Brantley, Assistant Secretary in charge of Mission Centers  
 J. V. Jaram, Assistant Secretary in charge of Juvenile Rehabilitation  
 William B. Mitchell, Assistant Secretary in charge of Jewish Work  
 William E. Burke, Assistant Secretary in charge of Information on Catholicism

### Department of Language Groups Ministries

Loyd Corder, Secretary  
 Gerald Palmer, Associate  
 Herbert Caudill, Superintendent Baptist Missions in Western Cuba, Templo Bautista, Zelueta 502, Habana, Cuba  
 L. D. Wood, Superintendent Baptist Missions Panama-Canal Zone, Box 3647, Balboa, Canal Zone  
 R. G. Van Ruyen, Field Worker, 7020 Ortle Drive, Dallas, Texas

### Department of Pioneer Missions

A. B. Cash, Secretary  
 L. A. Watson, State Superintendent of Missions in Alaska, 1027 16th Avenue, Anchorage, Alaska

### Department of Survey and Special Studies

Billy Hargrove, Secretary  
 Leonard G. Irwin, Associate

### Department of Work with National Baptists

Guy Bellamy, Secretary  
 Victor T. Glass, Associate

### Department of Special Mission Ministries

## ANNUITY BOARD

Organized in 1918

511 North Akard, Dallas 1, Texas

R. Alton Reed, Executive Secretary  
 Floyd B. Chaffin, Associate Secretary and  
 Public Relations Director  
 L. Taylor Daniel, Associate Secretary and  
 Director of Relief, Disability, and Institutional  
 Plans  
 Fred W. Noe, Treasurer-Director of Invest-  
 ments

Owen Henley, Assistant Director of Invest-  
 ments  
 Mrs. Mable McCartney, Registrar and Record-  
 ing Secretary  
 Wallace Sumner, President  
 Knox W. Sherrill, Attorney  
 Suggins and Company, Actuaries  
 Touche, Ross, Bailey, Smart, Auditors  
 Gaston G. Harrison, M.D., Medical Director

## SUNDAY SCHOOL BOARD

Organized in 1891

127 Ninth Avenue, North, Nashville 3, Tennessee

### DIRECTORY OF PERSONNEL

#### EXECUTIVE OFFICE

James L. Sullivan, Executive Secretary-Treasurer  
 J. M. Crowe, Associate Executive Secretary-Treasurer  
 Clifton J. Allen, Editorial Secretary  
 Gomer Leach, Denominational Relations Assistant  
 Leonard E. Wedel, Manager, Personnel Department  
 John H. Demerich, Office and Employment Services Supervisor  
 Wallace Holleman, Salary Supervisor  
 Robert Baker, Employment Supervisor

#### OFFICE OF MANAGEMENT SERVICES

Ben R. Murphy, Director  
 David P. Turner, Budget Officer  
 James P. Gwenther, Contracts and Insurance  
 Consultant

Billean M. Austin, Accounting and Data Pro-  
 cessing Manager  
 Herman L. Redding, Accounting Supervisor  
 Howard L. Tomlin, Accounts Payable Super-  
 visor  
 William B. Frey, Data Processing Supervisor  
 Bill F. Richardson, Manager Administrative  
 Services Staff  
 James R. Hinkel, Office Services Supervisor  
 Emmett Golden, Purchasing and Stores Su-  
 pervisor

Mrs. Jean McGowan, Food Services Super-  
 visor  
 Robert M. Turner, Organization and Methods  
 Staff Manager  
 J. Thomas Gray, Systems Analyst  
 Belden Menkus, Records Analyst  
 . Properties Management Staff Officer  
 Harold Dyer, Engineering Supervisor  
 William H. Donnell, Maintenance Supervisor

#### BOOK STORE DIVISION

Keith C. Van Hagen, Director  
 Davis C. Hill, Special Stores Manager and Operations Analyst  
 Irma Gallagher, Ridgeway Stores and Exhibits Manager  
 E. Odell Crowe, Manager, Retail Advertising  
 and Sales Promotion Department  
 Al Crawford, Sales Promotion Supervisor  
 Don Early, Direct Mail and Display Spe-  
 cialist  
 James Yarborough, Copy Editor  
 Mrs. Eva Baker Giles, Catalog Specialist

Page 76

Quarterly Review

### Retail Store Departments

V. L. McGlocklin, Manager, Western Store Department  
 William J. Brown, Manager, Eastern Store  
 Department  
 Jay O. Turner, Manager, Central Store De-  
 partment

### Baptist Book Stores

**Alabama**  
 Birmingham 3, 2011 Third Avenue, N.,  
 Lafayette S. Horn, Jr., Manager  
 Mobile, 1802 Dauphin Street, Box 4665,  
 Elizabeth Parks, Manager

**Arizona**  
 Phoenix 2, 384 N. First Avenue, Box 2749,  
 Mrs. Ruth Ely, Manager

**Arkansas**  
 Little Rock, 408 Spring Street,  
 Richard O. Sellers, Manager

**California**  
 Fresno 16, 2216 Tulare Street, Box 1824,  
 Dorothy Ford, Manager

**Colorado**  
 Denver 6, 2223 East Colfax Avenue,  
 Mrs. Opelia P. Hawkins, Manager

**Florida**  
 Jacksonville 7, 1230 Hendricks Avenue,  
 Dorothy Elliott, Manager  
 Miami 16, 1278 W. Flagler Street, Box 95764,  
 Margaret McKinney, Manager  
 Tampa 2, 1000 Florida Avenue,  
 Pauline McCardell, Manager

**Georgia**  
 Atlanta 3, 288 Peachtree Street, NE,  
 Erva Blackstock, Manager  
 Savannah, 152 Barnard Street, Box 2356,  
 Jean Hall, Manager

**Illinois**  
 Carbondale, 304 West Main Street, Box 646,  
 Robert E. Bauman, Manager

**Kansas**  
 Wichita 2, 253 North Main Street,  
 Mrs. Geneva Hills, Manager

**Kentucky**  
 Louisville 2, 317 Gothic Street,  
 Blanche Mary, Manager  
 Owensboro, 204 West Third Street, Box 144,  
 Mrs. Martha Miner, Manager

**Louisiana**  
 Alexandria, 1264 MacArthur Drive,  
 Mrs. Kate Carter, Manager  
 New Orleans 26, 4141 Providence Pl.,  
 May Dotherage, Manager  
 Shreveport 47, 705 Texas Street, Box 12,  
 Lynn Fleming, Manager

**Maryland**  
 Baltimore 1, 323 Park Avenue,  
 Nellie Biggins, Manager

**Mississippi**  
 Jackson 1, 124 N. President Street, Box 527,  
 Mrs. O. M. Jones, Manager

**Missouri**  
 Kansas City 6, 1617-18 Grand Avenue,  
 Dorothy Brandow, Manager  
 St. Louis 2, 4628 Washington Blvd.,  
 Clarice Taylor, Manager

**New Mexico**  
 Albuquerque, 314 Central Avenue, S.E.,  
 Box 565, E. C. Rowie, Manager

**North Carolina**  
 Charlotte 2, 315 N. College Street, Box 10435,  
 Jo Gwin, Manager  
 Raleigh, 325 West Morgan Street,  
 Mary Aycock, Manager

**Ohio**  
 Columbus 15, 80 South Fourth Street,  
 Myrtle Anderson, Manager

**Oklahoma**  
 Oklahoma City 2, 205 N.W. 11th Street,  
 T. Bradley Bolin, Manager  
 Tulsa 19, 10 East Sixth Street,  
 Mrs. O. S. Allen, Manager

**Oregon**  
 Portland 5, 1127 S.W. Morrison Street,  
 Mildred Baker, Manager

**South Carolina**  
 Columbia 29, 1307 Hampton Street,  
 Box 1971, Mrs. C. W. Roof, Manager  
 Greenville, 108 W. McBe Avenue, Box 2253,  
 Bruce Whitfield, Manager

**Tennessee**  
 Chattanooga 2, 734 Cherry Street,  
 June White, Manager  
 Knoxville 2, 704 S. Gay Street,  
 Belle Lanamy, Manager  
 Memphis 1, 24 N. Second Street, Box 826,  
 Virginia Martin, Manager  
 Nashville 3, 1010 Broadway,  
 Robert H. Mendenhall, Manager

**Texas**  
 Dallas 21, 2115 N. Akard, P. O. Box 2906,  
 Arnold A. Durbin, Manager  
 Fort Worth 2, 400 Throckmorton Street,  
 Mrs. Imogene Greer, Manager  
 Lubbock, 1212 Avenue Q, Box 553,  
 Mrs. Lorall C. Burns, Manager  
 San Antonio 6, 111-115 Lexington Avenue,  
 O. N. Clary, Manager

**Virginia**  
 Richmond 19, 115 East Grace Street,  
 Della Frances Bull, Manager  
 Roanoke 11, 26 West Kirk Avenue,  
 Donald Turner, Jr., Manager

July, August, September, 1962

Page 77

## EDUCATION DIVISION

W. L. Howe, Director

W. O. Thomason, Assistant to the Director  
 Annie Ward Byrd, Editorial Co-ordinator  
 Lloyd T. Householder, Church-Related Vocations Counselor  
 R. E. Falwell, Curriculum Analyst  
 Betty L. Farrall, Editor of Vocational Guidance Materials  
 Mrs. John M. Hood, Supervisor of Choral Awards Office

E. Stanley Williamson, Secretary, Audio-Visual Aids Department  
 Don Martin Fairbairn, Editor of Audio-Visual Aids Materials  
 William M. O'Rork, Cameraman  
 W. Murray Beverance, Production Supervisor  
 William J. Falck, Secretary, Broadman Books Department  
 Mary Christian, Missions Book Editor  
 Obets Contry, Manuscript Editor  
 Joseph F. Green, Jr., General Book Editor  
 Mrs. Lillian M. Rice, Children's Book Editor  
 Howard Bryce Fambes, Secretary, Church Administration Department  
 Lucy R. Hoskins, Editor of Church Administration Materials  
 Jess Merritt, Assistant Editor of Church Administration Materials  
 L. J. Newton, Jr., Church Administration Consultant  
 Ida V. Owsenby, Church Business Consultant  
 Ben A. Reits, Jr., New Supplies Specialist  
 W. Blinn Sims, Secretary, Church Music Department  
 Saxe Adams, Director of Beginner-Primary Work  
 Paul Bobbitt, Director of Junior-Intermediate Work  
 Nettie Lou Crowder, Editor of Beginner and Primary Music Materials  
 Mrs. Alta C. Faircloth, Assistant Music Editor  
 R. Paul Green, Recording and Choral Specialist  
 Dan C. Hall, Director of Associational Work  
 Clifford A. Holcomb, Field Promotion Director  
 Bill Frank Leach, Editor of Junior and Intermediate Music Materials  
 Mrs. Novella Preston, Assistant Literary Editor  
 William J. Reynolds, Music Editor  
 Samuel W. Shamba, Instrumental Specialist  
 Lorea R. Williams, Editor of Church Music Materials  
 Joe W. Burton, Secretary, Family Life Department  
 Ellis M. Bush, Co-ordinator of Field Services  
 Reuben Herring, Editor of Family Life Materials  
 Robert A. Watts, Co-ordinator of Family Life Curriculum  
 David E. Alexander, Secretary, Student Department  
 Doyle J. Baird, Director of Administration

W. Howard Bramlette, Jr., Director of Student Work—Baptist Colleges  
 Charles William Junker, Director of Student Evangelism  
 Nell Magee, Director of Student Work—Junior Colleges and Business Schools  
 William Hall Preston, Staff Associate  
 Ed Sombrough, Director of Student Work—Extension  
 Estelle Sistar, Director of Student Work—Schools of Nursing  
 A. V. Washburn, Secretary, Sunday School Department  
 Donald F. Ackland, Associate Editor in Chief of Sunday School Lesson Courses  
 Frank Armstrong, Audio-Visual Aids Communications Analyst  
 Lloyd E. Barnes, Superintendent of Audio-Visual Aids  
 James C. Barry, Editor of Weekday and Vacation Bible School Materials  
 Sibley C. Burnett, Superintendent of Weekday and Vacation Bible School Promotion  
 Dolores Jo Baker, Editor of Primary Lesson Courses  
 Harold C. Bennett, Superintendent of New Work  
 Samuel V. Brents, Jr., Editor, Sunday School Administration Materials  
 D. P. Brooks, Editor of Young People's Lesson Courses  
 Horace Eugene Chamberlain, Editor of Nursery Materials  
 Howard P. Colson, Editor in Chief of Sunday School Lesson Courses  
 Melva Janice Cook, Editor of Beginner Lesson Courses  
 Doris O. Cutler, Assistant Editor, Adult Lesson Courses  
 Velma Darbo, Editor of Upward  
 Robert A. Dowdy, Superintendent of Primary Work  
 Jo Alice Haigh, Editor of Storytime and Adventures  
 Caroline Henderson, Editor, Church Study Course Books and Broadman Comments  
 Mrs. Douglas Hills, Superintendent of Cradle Roll Work  
 Crawford Howell, Superintendent of Training  
 Roland C. Hodlow, Office Supervisor  
 Robert G. Kilgore, Superintendent of Intermediate Work  
 Wilbur C. Laman, Editor of Adult Lesson Courses

James V. Leakey, Superintendent of Young People's Work  
 William McElrath, Editor of Junior Lesson Courses  
 Robert Benton Patterson, Jr., Superintendent of Weekday and Vacation Bible School Expansion  
 Kennar Pharr, Superintendent of Sunday School Administration Section  
 Josephine Pile, Editor of Intermediate Lesson Courses  
 Hazel Rodgers, Assistant Superintendent of Adult Work  
 Mrs. Ada Ruedge, Superintendent of Nursery Work  
 John T. Stomore, Superintendent of Adult Work  
 J. Roger Shulton, Program and Curriculum Analyst  
 Neta Stewart, Superintendent of Junior Work  
 George W. Stuart, Superintendent of Extension Work  
 Charles F. Treadway, Superintendent of Weekday and Vacation Bible School Section  
 Helen Young, Superintendent of Beginner Work  
 Phillip B. Harris, Secretary, Training Union Department  
 LaVerna Ashby, Director of Primary Work  
 Nabel King Becker, Assistant Editor of Administration Materials  
 J. Carlton Carter, Director of Young People's Work  
 Robert S. Cook, Director of Adult Work  
 Betty Jo Corum, Editor of Intermediate Lesson Materials

Vanell S. Crenshaw, Director of Intermediate Work  
 Mrs. Louise R. Ellerker, Assistant Editor of Adult Lesson Materials  
 LaRoy Ford, Editor of Adult Lesson Materials  
 Harvey T. Gibson, Director of Administration  
 Anne Richie Harris, Editor of Junior Lesson Materials  
 C. Aubrey Hearn, Associate Editor in Chief of Training Union Lesson Courses  
 Marie Hedgecoth, Editor of Beginner Lesson Materials  
 Florrie Anne Lawton, Director of Nursery Work  
 J. Lamar Maffett, Editor of Training Union Administration Materials  
 Kenneth E. McAnear, Office Supervisor  
 Mrs. Doris Monroe, Editor of Primary Lesson Materials  
 James Leslie Murphy, Director of Audio-Visual Aids  
 Robert A. Orr, Program and Curriculum Consultant  
 Nora Fodgett, Director of Beginner Work  
 Rice A. Pierce, Editor of Young People's Lesson Materials  
 R. Melnea Rawls, Director of Associational Work  
 Raymond M. Rigdon, Editor in Chief of Training Union Lesson Courses  
 Mrs. Alma May Scarborough, Editor of Nursery Lesson Materials  
 Margaret E. Sharp, Director of Audio-Visual Aids  
 Earl Waldrup, Director of New Church Member Training  
 Frances Whitworth, Director of Junior Work

## PUBLISHING DIVISION

Herman L. King, Director

H. S. Simpson, Associate Director for Broadman and Convention Presses  
 Noble Van Ness, Manufacturing Consultant

John G. Jackson, Jr., Manager, Procurement Department  
 Mrs. Clara Odum, Buyer, Books  
 Harry Hughes, Buyer, Periodicals and Engravings  
 Paul Darden, Buyer, Merchandise  
 Mrs. Nida Wheeler, Buyer, Job Printing  
 Richard E. George, Specialist, Paper Control  
 Wilburn L. Taylor, Supervisor, Production Service  
 Mrs. Zelah Amos, Proofreader  
 Mrs. Ollie Lowenstein, Proofreader  
 Mrs. Katherine Burkhardt, Proofreader  
 Mrs. Elizabeth Kyrar, Proofreader Apprentice  
 William D. Kendall, Manager, Church Literature Department

John L. Alden, Jr., Supervisor, Order-Clerical Section  
 E. A. Henderson, Supervisor, Customer Service Section  
 Chester P. Ellis, Supervisor, Order Filing-Mailing Section  
 Robert M. Brooks, Jr., Supervisor, Literature Information Section  
 E. Donald Aderholt, Manager, Merchandise Control Department  
 L. E. Wilson, Merchandiser  
 George W. Nugent, Supervisor, Wholesale Order Processing Section  
 Henry Boudler, Supervisor, Traffic Section  
 Robert Locks, Jr., Chief Traffic Analyst  
 D. A. Whitehead, Foreman, Warehouse, Order-Filling and Packing Unit  
 Burton Donnell, Foreman, Receiving, Assembly and Shipping Unit

James W. Clark, Manager, Wholesale Sales Department  
 Joe M. Brantley, Jr., Salesman, Northeastern  
 David Gibson, Salesman, Southeastern  
 Joe N. Holman, Salesman, Western  
 James T. Johns, Salesman, Midwestern  
 Wallace S. Grossman, Jr., Manager, Wholesale Advertising Department

A. B. Cothron, Specialist, Display Advertising  
 Conner McCray, Specialist, Catalog and Direct Mail  
 Robert Whaley, Scheduler, Production  
 Ferrell Keaton, Copywriter  
 Nellie Ganick, Copywriter  
 Joyce Fordyce, Copywriter

#### SERVICE DIVISION

H. E. Ingraham, Director

Hubert B. Smothers, Assistant to the Director  
 W. Alvin Strickland, Broadman Press Public Relations Representative  
 Mrs. Agnes Ford, Press Representative  
 Joan Nowell, Assistant Public Relations Editor

Herman F. Burns, Secretary, Art Department  
 Mrs. Eleanor Evans, Art Production Supervisor  
 Robert L. Jackson, Supervisor of Photography Section  
 William F. Kautzman, Supervisor of Advertising Layout and Design Section  
 Charles Miller, Supervisor of Job Printing Section  
 Haskell Richardson, Supervisor of Book Design and Illustration Section  
 Mildred Schreiner, Supervisor of Editorial Design Section  
 Robert L. Seale, Supervisor of Editorial Layout Section  
 W. A. Harrell, Secretary, Church Architecture Department  
 T. Lee Anderson, Architectural Supervisor  
 Hardie C. Bass, Jr., Chief Architect  
 Rowland E. Crowder, Architectural Consultant  
 Ellis B. Evans, Architectural Consultant  
 Ernest D. Myers, Architectural Consultant  
 Paul Mooring Johnson, Architectural Supervisor  
 Mrs. Edith Walker, Editorial and Research Co-ordinator  
 Wayne E. Todd, Secretary, Church Library Service  
 Jacquelyn Anderson, Library Consultant  
 Patsy Burson, Assistant Editor

Adeline DeWitt, Audio-Visual Aids Technical Advisor  
 Mrs. Sue Kiler Conn, Library Consultant  
 Marilyn Hager, Technical Advisor  
 Frances Lee, Library Consultant  
 C. Keith Mes, Field Work Supervisor  
 Richard E. Kornmeyer, Bibliographer  
 Charles Warsock, Audio-Visual Aids Consultant  
 James E. Reeves, Library Consultant  
 Mrs. Agnes Pylant, Secretary, Church Extension Service  
 Larry Allison, Associate Editor  
 Robert M. Boyd, Recreation Leadership Training Consultant  
 Adelle Carlson, Recreation Planning Consultant  
 Cecil L. McGee, Recreation Drama Consultant  
 Helen Conger, Librarian, Dargatz-Corver Library  
 Patricia Binkley, Cataloger  
 Mrs. Marion Keegan, Archival Assistant  
 Mrs. Elizabeth Allen, Reference Research Worker  
 J. P. Edmunds, Secretary, Research and Statistics Department  
 Martin B. Bradley, Research Supervisor  
 Robert Dorrill, Research Analyst  
 Ras B. Robinson, Jr., Research Assistant  
 Jesse L. Williams, Statistical Assistant

### AMERICAN BAPTIST THEOLOGICAL SEMINARY

Jointly owned and operated by the National Baptist Convention, Inc., and the Southern Baptist Convention. Organized 1924. Headquarters, 1800 White's Creek Pike, Nashville, Tennessee; M. P. Turner, Jr., President, R. W. Lambrook, Nashville, Tennessee, Acting Chairman of the Commission on the Seminary; Raburn L. Brantley, Nashville, Tennessee, Secretary-Treasurer. Trustees and members of the holding Board elected by two Conventions.

### BROTHERHOOD COMMISSION

Organized 1907

1548 Poplar Avenue, Memphis 4, Tennessee

George W. Sebrosdar, Executive Secretary-Treasurer  
 James M. Sepp, Director, Promotions Division  
 David T. Mashburn, Sr., Associate Secretary  
 L. E. Coleman, Sr., Associate Secretary  
 Edward Hurt, Jr., Associate Secretary  
 Frank Black, Assistant Secretary  
 Norman Godfrey, Assistant Secretary  
 Roy Jennings, Director, Editorial Division  
 Mildred Donn, Associate Editor  
 R. L. Sherrick, Director, Business Division  
 R. M. Coleman, Controller  
 Doyle E. Carlton, Chairman  
 R. N. Landers, Vice-Chairman  
 Joe Burnett, Recording Secretary  
 John W. McCall, Chairman, Executive Committee

### THE CHRISTIAN LIFE COMMISSION

161 Eighth Avenue, North, Nashville, Tennessee

ORBA LEE MALONE, Chairman

FOY VALENTINE, Executive Secretary-Treasurer

ROSS COGGINS, Associate Secretary

### EDUCATION COMMISSION

161 Eighth Avenue, North, Nashville, Tennessee

EDWIN F. PERRY, Chairman

RABUN L. BRANTLEY, Executive Secretary

JOHN A. BARRY, JR., Associate Secretary

### HISTORICAL COMMISSION

127 Ninth Avenue, North, Nashville 3, Tennessee

W. F. KENDALL, Chairman

DAVIS C. WOOLLEY, Executive Secretary

LYNN E. MAY, JR., Research Director

NORMAN W. COX, Secretary Emeritus

### THE RADIO AND TELEVISION COMMISSION

6248 Camp Bowie Boulevard, Fort Worth 16, Texas

R. J. ROBINSON, Chairman

PAUL M. STEVENS, Executive Secretary-Treasurer-Director

Clarence E. Duncan, Administrative Assistant—Promotion  
 Theodore F. Lott, Radio Consultant—Producer  
 W. Truett Myers, Television Consultant—Producer  
 Carlyle B. Hayes, Personnel Director—Accounting

Virgil Wayne Henaley, Editor of Publications  
 James T. Johns, Agency and Station Relations  
 Charles Rodan, Distribution  
 W. S. Dooler, Shop and Work Supervisor  
 Rachel Colvin, Art Director

## STEWARDSHIP COMMISSION

161 Eighth Avenue, North, Nashville 3, Tennessee  
Organized 1960. Became fully operative January 1, 1961

ROBERT L. LEE, Chairman

MERRILL D. MOORE, Executive Director-Treasurer

W. E. GRINDSTAFF, Director of Cooperative Program Promotion

JAMES C. AUSTIN, Director of Stewardship Development

## GOLDEN GATE BAPTIST THEOLOGICAL SEMINARY

Strawberry Point  
Mill Valley, California

HAROLD K. GRAVES, President

### FACULTY

Harold Keater Graves, B.Ed., Th.M., Th.D., LL.D., President  
Carlyle D. Bennett, B.S., M.M., Mus.D., Professor of Voice Conducting  
Elma Allen Bennet, B.S., M.M., Instructor in Theory and Piano  
L. A. Brown, A.B., B.S., Th.M., Th.D., Professor of Missions and Comparative Religions  
William A. Carleton, B.S., Th.M., Th.D., Vice-President, Dean and Professor of Church History  
Gail Davis, B.E., M.R.E., M.A., Assistant Professor, Elementary Education  
Derward W. Deere, A.B., Th.M., Th.D., Professor of Old Testament Interpretation  
Gaius S. Dobbins, M.A., Th.D., D.D., LL.D., Distinguished Professor of Religious Education  
J. Lyn Elder, B.A., Th.M., Th.D., Professor of Pastoral Care  
Fred L. Fisher, A.B., Th.M., Th.D., Professor of New Testament Interpretation  
Elmer L. Gray, B.A., Th.M., Th.D., Professor of Church Administration, Director of Field Work

Clayton K. Harrop, A.B., B.D., Th.D., Associate Professor of New Testament Interpretation  
A. J. Hyatt, A.B., M.L.S., Th.M., Th.D., Librarian  
C. Arthur Insko, A.B., M.A.E., B.D., Th.M., Th.D., Professor of Christian Ethics  
Jack W. Manning, A.B., Th.M., Th.D., Professor of Church History and Evangelism  
James W. McCleendon, B.A., B.D., Th.M., Th.D., Associate Professor of Theology and Philosophy of Religion  
J. B. Niebals, A.B., M.R.E., B.D., D.R.E., Associate Professor of Educational Administration and Arts  
J. Winston Pearce, B.A., B.D., D.D., Professor of Preaching  
R. F. Royal, B.S., M.R.E., Th.M., S.T.M., D.R.E., Professor of Principles of Religious Education  
Orine Hughes Soffers, B.S.M., M.S.M., Instructor in Music  
Kyle M. Yates, Jr., B.S., B.D., Th.D., Associate Professor of Old Testament and Biblical Archaeology

### STAFF

Harold Keater Graves, B.E., Th.M., Th.D., LL.D., President  
Clyde E. Beasley, A.B., M.R.E., Comptroller  
William A. Carleton, B.S., Th.M., Th.D., Vice-President and Dean  
Gail Davis, B.E., M.R.E., M.A., Director Child Care Program  
Elmer L. Gray, B.A., Th.M., Th.D., Director, Field Work  
Carl M. Halvarson, B.S., M.A., B.D., Assistant to President

## MIDWESTERN BAPTIST THEOLOGICAL SEMINARY

5001 N. Oak Street Trafficway, Kansas City 18, Missouri  
MILLARD J. BERQUIST, President

### FACULTY

J. Morris Ashcraft, B.A., B.D., Th.D., Professor, Theology  
William B. Cobb, B.A., Th.M., Th.D., Professor, New Testament and Greek  
Ralph H. Elliott, B.A., B.D., Th.D., Professor, Old Testament and Hebrew  
Alan W. Gragg, B.A., B.D., Assistant Professor, Christian Philosophy and Theology  
H. I. Hester, A.B., Th.M., Th.D., D.D., Vice President  
Roy L. Honeycutt, B.A., B.D., Th.D., Professor, Old Testament and Hebrew  
John C. Howell, B.A., B.D., Th.D., Professor, Christian Ethics  
Clifford Ingle, B.A., B.D., M.R.E., D.R.E., Professor, Church Administration and Religious Education

Pierce Matheny, B.A., M.A., B.D., Assistant Professor, Old Testament and Hebrew  
C. DeWitt Matthews, B.A., Th.M., Th.D., Professor, Preaching  
Glenn J. Morris, B.A., Th.M., Th.D., Visiting Professor in Missions  
William H. Morton, B.S., Th.M., Th.D., Professor, Biblical Archaeology  
Heber F. Peacock, A.B., Th.M., Th.D., Professor, New Testament  
V. Lavell Seate, B.A., Th.M., Th.D., Professor, Missions and Evangelism, Dean of Students, Acting Registrar  
George D. Thomason, B.A., B.D., Th.D., Professor, New Testament and Greek  
G. Hugh Wamble, B.A., B.D., Th.D., Professor, Church History  
Keith C. Willis, B.A., B.D., Th.D., Librarian

### OFFICERS OF ADMINISTRATION

Millard J. Berquist, B.A., Th.M., Ph.D., D.D., LL.D., President  
Eugene C. Bryant, B.B.A., B.D., Business Management  
Edward E. Evans, B.A., B.D., Director of Maintenance

H. I. Hester, A.B., Th.M., Th.D., D.D., Vice President  
V. Lavell Seate, B.A., Th.M., Th.D., Dean of Students, Acting Registrar  
Keith C. Willis, B.A., B.D., Th.D., Librarian

## NEW ORLEANS BAPTIST THEOLOGICAL SEMINARY

Organized 1917  
1939 Gentilly Boulevard, New Orleans 26, Louisiana

H. LEO EDDLEMAN, President

### FACULTY

#### SCHOOL OF THEOLOGY

James Hardee Kennedy, B.A., Th.D., Dean, Professor of Old Testament and Hebrew  
V. Wayne Barton, B.A., Th.D., Professor of New Testament and Greek, Director of Field Mission Work in School of Theology  
Roy Beaman, B.A., Th.D., Professor of Biblical Introduction  
Nella C. Davidson, B.A., B.S. in Library Science, M.A., Librarian  
Thomas J. Delaughter, B.A., Th.D., Professor of Old Testament and Hebrew, General Director of Field Mission Work  
Halen Falks, B.A., M.R.E., M.A., Associate Professor of Missions, Counselor for Women  
William S. Garrison, B.A., M.A., Th.D., Associate Professor of Social Ethics and Rural Church Work  
R. E. Glass, Jr., B.S., Th.D., Professor of New Testament and Greek

George W. Harrison, B.A., Th.D., Associate Professor of Old Testament and Hebrew  
Claude L. Howe, Jr., M.S., Th.D., Assistant Professor of Church History  
Samuel J. Mikolashi, B.A., M.A., Ph.D., Associate Professor of Theology  
William A. Mueller, B.A., M.A., S.T.M., Ph.D., Professor of Church History  
Ray Frank Robbins, B.A., Th.D., Ph.D., Professor of New Testament  
Robert R. Soileau, B.A., Th.D., Associate Professor of Theology  
Frank Stagg, B.A., Ph.D., LL.D., Professor of New Testament and Greek  
V. L. Stanfield, B.A., Th.D., Professor of Preaching  
John Oleo Strange, B.A., Th.D., Professor of Old Testament and Hebrew



James C. Taylor, B.A., Th.D., Professor of Preaching  
Malcolm M. Tolbert, B.A., B.D., Assistant Professor of Missions

H. Clayton Waddell, B.A., Th.D., Professor of Social Ethics  
James Washington Watts, B.A., Ph.D., Professor of Old Testament and Hebrew

#### SCHOOL OF RELIGIOUS EDUCATION

John M. Price, Jr., B.A., M.R.E., Th.D., Dean, Professor of Psychology and Counseling, Clinical Education

Margaret L. Leverett, B.S., M.S.W., M.R.E., Assistant Professor in Social Work, Director of Field Mission Work in School of Religious Education

Donald W. Minton, B.A., B.D., M.R.E., D.R.E., Assistant Professor of Psychology and Counseling

J. Kelce Moore, A.B., M.R.E., Th.D., Professor of Principles of Religious Education

Harold L. Rutledge, A.B., Th.M., Th.D., Associate Professor of Psychology and Counseling

William H. Souther, A.B., M.R.E., M.S.M., Associate Professor of Church Administration

Wilbur C. Swartz, A.B., B.D., D.R.E., Professor of Religious Arts and Crafts, Director of Drama-Radio Production

Stanley J. Watson, A.B., B.D., D.R.E., Associate Professor of Youth Religious Education, Director of Recreation-Youth Program

Mrs. William H. Souther, B.A., M.R.E., M.S.M., Special Instructor in Religious Education

#### SCHOOL OF CHURCH MUSIC

Claude H. Rhea, Jr., B.A., B.Mus.Ed., M.Mus.Ed., Ed.D., Dean, Professor of Voice, History and Church Music Literature, Director of Field Mission Work in School of Church Music

A. Ray Baker, B.M., M.S.M., Assistant Professor of Conducting and Voice

Frances Brown, A.B., B.M., M.M., Assistant Professor of Voice and Graded Chorus

Beatrice Collins, B.B.M., M.B.M., Associate Professor of Organ and Piano

Mrs. R. Kirby Godecy, B.M., M.R.E., M.C.M., Instructor of Piano and Theory

Kenneth Hartley, B.M.E., M.S.M., Ed.D., Assistant Professor of Church Music Education

Wallace C. McKensie, B.A., M.A., Ph.D., Associate Professor of Theory and Composition

Genter L. Stephens, B.A., M.R.E., M.S.M., Associate Professor of Church Music Administration

Clifford E. Tucker, B.Mus., M.S., Assistant Professor of Choral Conducting and Choral Arranging

#### ADMINISTRATION

H. Leo Eddleman, B.A., Th.M., Ph.D., D.D., President

Roland Q. Leavelle, M.A., Th.D., D.D., LL.D., President Emeritus

William C. Bolton, B.A., B.D., Assistant to the President

Nelle C. Davidson, B.S., B.S. in L.S., M.A., Librarian

George C. Herndon, M.A., Th.D., Th.M., Registrar

J. Hardee Kennedy, B.A., Th.D., Dean, School of Theology

Richard Carl McLemore, Business Manager

Donald W. Minton, B.A., B.D., M.R.E., D.R.E., Dean of Seminary Services

John M. Price, Jr., B.A., M.R.E., Th.D., Dean, School of Religious Education

Claude H. Rhea, Jr., B.A., M.Mus.Ed., Ed.D., Dean, School of Church Music

James Washington Watts, B.A., Ph.D., Dean of Students

## SOUTHEASTERN BAPTIST THEOLOGICAL SEMINARY

Wake Forest, North Carolina

SYDNOR L. STEALEY, President

#### FACULTY

Thelma Arnott, B.S., M.A., Professor in Religious Education

Olin Trivette Binkley, A.B., D.D., Th.B., B.D., Ph.D., Professor of Christian Sociology and Ethics

Thomas A. Bland, B.A., B.D., Th.D., Associate Professor of Christian Sociology and Ethics

Robert Cook Briggs, A.B., Th.M., Th.D., Professor of New Testament Interpretation

J. Henry Coffey, Jr., B.A., B.D., Instructor of Religious Education

Denton Reuben Coker, A.B., B.D., Th.D., Professor of Religious Education

Edwin Luther Copeland, A.B., Th.M., Ph.D., Professor of Missions

Popo Alexander Duncan, B.S., M.S., Th.M., Th.D., Professor of Church History

John W. Eddins, B.S., B.A., B.D., Th.M., Ph.D., Assistant Professor of Theology

Ben C. Fleher, A.B., B.D., Assistant Professor of Christian Education

James Leo Green, A.B., Th.M., Ph.D., Professor of Old Testament Interpretation

Garland Alford Hendricks, A.B., Th.B., Professor of Church-Community Development and Director of Field Work

John Burder Hippe, A.B., D.D., Th.M., S.T.M., M.A., Professor of Missions Emeritus

Ben Sidel Johnson, A.B., M.A., Special Instructor of Music

Emily K. Landedell, B.S., M.A., LL.D., Professor of Missions

Marc Hoyle Lovelace, A.B., Th.M., Th.D., Professor of Archaeology

Edward Allison McDowell, Jr., A.B., D.D., Th.M., Ph.D., Professor of New Testament Interpretation

M. Ray McKay, Ph.B., Th.M., Th.D., Professor of Preaching

Stewart Albert Newman, A.B., D.D., Th.M., Th.D., Professor of Theology and Philosophy of Religion

Harold Hunter Oliver, A.B., B.D., Th.M., Ph.D., Assistant Professor of New Testament Interpretation

Edwin C. Osburn, A.B., Th.M., B.D., B.A., Associate Professor of Bibliography

R. Eugene Owens, B.A., B.D., S.T.M., Assistant Professor of Preaching

Max Gray Rogers, B.A., B.D., Assistant Professor of Old Testament

B. Elmo Scoggin, A.B., Th.M., Th.D., Professor of Old Testament

George H. Shriver, A.B., B.D., Ph.D., Assistant Professor of Church History

H. Max Smith, B.Mus., M.Mus., Organist and Artist in Residence

Truman S. Smith, B.A., B.D., Th.M., Instructor of Pastoral Care and Director of Student Activities

John Edward Steely, A.B., B.D., Th.M., Th.D., Associate Professor of Historical Theology

William Claudius Strickland, A.B., B.D., Th.D., Professor of New Testament

Julius Carroll Trotter, Jr., A.B., Th.M., Th.D., Professor of Preaching and Speech

James E. Tull, A.B., M.A., Th.M., Ph.D., Professor of Theology

John Terrell Wayland, A.B., Th.B., B.D., Ph.D., Professor of Religious Education

J. B. Weatherspoon, A.B., M.A., Th.M., Th.D., D.D., Visiting Professor of Preaching

Richard Knox Young, A.B., B.D., Th.D., Associate Professor of Pastoral Care

#### OFFICERS

Sydnor Lorenzo Stanley, President

Olin Trivette Binkley, Dean of the Faculty

Ben C. Fleher, Administrative Assistant and Director of Public Relations

Gordon M. Funk, Business Manager

Edwin C. Osburn, Librarian

Fred Sandosky, Registrar

# THE SOUTHERN BAPTIST THEOLOGICAL SEMINARY

Founded 1859

2825 Lexington Road, Louisville 6, Kentucky

DUKE K. McCALL, President

## FACULTY

Duke K. McCall, B.A., Th.M., Ph.D., LL.D., D.D., Litt.D., President

Leo T. Crisman, B.A., M.S., Th.M., Ph.D., Librarian

Ronald F. Deering, B.A., B.D., Research Librarian

Hugh Raymond Peterson, B.A., Th.M., Ph.D., D.D., Administrative Dean; Director of Admissions

W. Peyton Thurman, B.A., Th.M., Th.D., Dean of Students

## SCHOOL OF THEOLOGY

C. Penrose St. Amant, M.A., Th.M., Th.D., Ph.D., LL.D., Dean, School of Theology and David T. Porter Professor of Church History

William Walter Adams, B.A., Th.M., Th.D., D.D., James Buchanan Harrison Professor of New Testament Interpretation

Myran Eugene Barfoot, B.A., B.D., Th.D., Assistant Professor of New Testament Interpretation

Henlee Hulix Barrette, B.A., Th.M., Th.D., Professor of Christian Ethics

Clarence Y. Barton, B.A., B.D., Th.M., Instructor of Pastoral Care

George Willis Bennett, B.A., B.D., Th.M., Th.D., Associate Professor of Christian Ethics

John H. Boyle, B.A., B.D., Th.M., Pastoral Care (Clinical)

Raymond Bryan Brown, B.A., B.D., S.T.M., Th.D., Associate Professor of New Testament Interpretation

Joseph Allee Callaway, B.A., B.D., Th.D., Associate Professor of Biblical Archaeology

James W. Cox, B.A., B.D., Th.D., Associate Professor of Preaching

Hugo H. Culpepper, B.A., Th.M., Associate Professor of Missions

Clyde Taylor Francisco, B.A., Th.M., Th.D., John R. Sampsey Professor of Old Testament Interpretation

James Leo Garrett, B.A., B.D., Th.M., Th.D., Professor of Christian Theology

D. Swan Haworth, B.A., Th.M., Ph.D., Associate Professor of Psychology of Religion

Patrick H. Hill, B.A., B.D., Th.M., Th.D., Visiting Professor of Missions

E. Glenn Hinson, B.A., B.D., Instructor in Church History

Nolan F. Howington, M.A., Th.M., Th.D., Associate Professor of Christian Ethics

William E. Hull, B.A., B.D., Th.D., Associate Professor of New Testament Interpretation

Gerald P. Jenkins, B.A., B.D., Th.M., Pastoral Care (Clinical)

Robert Inman Johnson, B.A., Th.M., D.D., Professor of Music and Speech

Page H. Kelley, B.A., B.D., Th.D., Associate Professor of Old Testament Interpretation

Charles Addie McGinn, B.A.E., M.A.E., Ph.D., Professor of Speech

Dale Moody, B.A., Th.M., Th.D., Joseph Emerson Brown Professor of Christian Theology, Director of Graduate Studies

David L. Mueller, B.A., B.D., Ph.D., Assistant Professor of Christian Theology

Wayne Edward Oates, B.A., B.D., Th.M., Th.D., Professor of Psychology of Religion

John Joseph Owens, B.A., Th.M., Th.D., Professor of Old Testament Interpretation

W. Morgan Patterson, B.A., B.D., Th.D., Associate Professor of Church History

Ben F. Philbeck, B.S., B.D., Hebrew Old Testament

Harold Cooke Phillips, B.A., M.A., B.D., D.D., L.H.D., LL.D., Visiting Professor of Preaching

Eric Charles Rost, M.A., B.D. (Oxon), M.Sc., Litt.D., A.R.C.S., D.I.C., Professor of Christian Apologetics

Thomas G. Smothers, B.A., B.D., Biblical Archaeology

Samuel Southard, B.A., B.D., Th.D., Associate Professor of Psychology of Religion

Ray Summers, B.A., Th.M., Th.D., Professor of New Testament Interpretation; Director of Graduate Studies

Mervin E. Tate, B.A., B.D., Th.D., Assistant Professor of Old Testament Interpretation

Douglas C. Torley, B.A., B.D., Th.M., Pastoral Care (Clinical)

F. J. Verdaman, B.A., B.D., Th.D., Assistant Professor of Biblical Archaeology

Wayne Eugene Ward, B.A., B.D., Th.D., Associate Professor of Christian Theology

Donald I. Williams, B.A., M.A., B.D., Ph.D., Assistant Professor of Old Testament Interpretation

## SCHOOL OF CHURCH MUSIC

Forrest Henry Heerem, M.S., M.A., Ed.D., Dean, School of Church Music; Professor of Church Music

William C. Bushnell, B.A., M.A., Assistant Professor of Church Music

Barbara A. Coffey, B.M., Piano Accompanying

James W. Good, B.A., M.S.M., Organ Instructor

Mrs. Bruce V. Hartsell, B.S., Piano Accompanying

G. Mauries Hinson, B.A., M.M., A.Mus.D., Associate Professor of Church Music

William L. Horton, B.A.M., M.S.M., Instructor in Music History, Theory

P. Archie Kilewer, B.A., M.Mus., Assistant Professor of Church Music

Philip Malpas, M.M., Organ Instructor

Wesley McCoy, B.M.Ed., M.M.Ed., M.S.M., Instructor in Brass Instruments and Instrumentation

Hugh Thomas McElrath, B.A., M.S.M., Assistant Professor of Church Music

Earl M. Owen, Jr., B.S., B.S.M., Music Fundamentals

John Norman Sims, M.M., S.M.D., Assistant Professor of Church Music

Leonard B. Starling, Jr., B.S., M.S.M., Conducting, Voice Instructor

Mrs. Willis R. Tassie, B.S., M.S.M., Instructor in Voice

Mabel Warkentin, B.A., M.R.E., M.S.M., Assistant Professor of Church Music

S. Alfred Washburn, B.M., Organ

D. Janet West, B.A., M.S.M., Piano Instructor

## SCHOOL OF RELIGIOUS EDUCATION

Allen Willis Graves, B.Ed., Th.M., Th.D., Dean, School of Religious Education; Professor of Religious Education

William R. Cromer, Jr., B.A., B.D.R.E., Assistant Professor of Religious Education

Findley Bartow Edge, M.A., Th.M., Th.D., D.D., Basil Manly, Jr., Professor of Religious Education

Elizabeth Glenn Hutchens, M.A., M.R.E., Assistant Professor of Religious Education

Sabin Paul Landry, B.A., LL.B., B.D., Th.D., Associate Professor of Religious Education

Ernest Joseph Lomner, M.A., Ed.D., Associate Professor of Religious Education

Clara A. McCart, C.P.S., Instructor in Church Office Procedures

Robert Myers, B.S., M.R.E., Instructor in Recreation and Camping

Robert Allen Proctor, Jr., B.A., M.R.E., M.S., Ed.D., Associate Professor of Psychology of Education

Joseph Stiles, B.A., Th.M., Th.D., Professor of Church Administration

## OFFICERS OF ADMINISTRATION

Duke Kimbrough McCall, B.A., Th.M., Ph.D., LL.D., D.D., Litt.D., President

T. R. Allen, Jr., B.A., Th.M., Superintendent of Buildings and Grounds

Louise Foreman Blount, M.A., D.R.E., Director of Women's Activities, Director of Evening School

C. Richard Broome, B.S., B.A., B.D., Assistant Treasurer

P. H. Bufkin, Jr., B.S. (Comm.), C.P.A., Treasurer and Acting Business Manager

Leo Taylor Crisman, B.A., M.S., Th.M., Ph.D., Librarian

Budget Dillard, B.S.B.A., B.D.R.E., M.R.E., Manager of Administrative Services

Allen Willis Graves, B.Ed., Th.M., Th.D., Dean, School of Religious Education

Forrest Henry Heerem, M.S., M.A., Ed.D., Dean, School of Church Music

Leonard Holloway, B.A., M.A., Executive Assistant to the President

Robert Inman Johnson, B.A., Th.M., Executive Secretary of the Alumni Association

Clara A. McCart, C.P.S., Special Assistant to the President

Betty Jo McCoy, B.A., M.S. in L.S., Circulation Librarian

Hugh Raymond Peterson, B.A., Th.M., Ph.D., D.D., Administrative Dean

Nancy Drue Robinson, B.A., M.A. in L.S., Library Cataloger

Thomas C. Sberwood, B.A., B.D., Th.D., Registrar

Joseph Stiles, B.A., Th.M., Th.D., Director of Field Work

W. Peyton Thurman, B.A., Th.M., Th.D., Dean of Students

## SOUTHWESTERN BAPTIST THEOLOGICAL SEMINARY

Chartered 1908

Seminary Hill Station, Fort Worth, Texas

ROBERT E. NAYLOR, President

### FACULTY

#### SCHOOL OF THEOLOGY

- Jesse J. Northcutt, A.B., Th.D., Dean, Professor of Preaching
- Robert A. Baker, A.B., Th.D., Ph.D., Professor of Church History
- Thomas Miles Bennett, Jr., M.A., Th.D., Professor of Old Testament
- C. W. Brister, A.B., Th.D., Associate Professor of Pastoral Ministry
- H. C. Brown, Jr., B.A., Th.D., Professor of Preaching
- E. Leslie Carlson, M.A., Th.D., Professor of Biblical Introduction
- Kenneth L. Chaffin, B.A., Th.D., Associate Professor of Evangelism
- Carl A. Clark, A.B., Th.D., Professor of Pastoral Ministry
- Gordon Clinard, A.B., Th.D., Professor of Preaching
- Robert O. Coleman, B.A., Th.D., Assistant Professor, Biblical Introduction and Old Testament
- Hubert L. Drumwright, Jr., B.A., Th.D., Professor of New Testament
- Leslie Robinson Elliott, A.B., Th.D., Professor of Bibliography Emeritus
- William R. Estep, Jr., A.B., Th.D., Professor of Church History
- Milton U. Ferguson, A.B., Th.D., Associate Professor of Philosophy of Religion
- D. David Garland, A.B., Th.D., Professor of Old Testament
- Virtus E. Gideon, A.B., Th.D., Associate Professor of New Testament
- L. Jack Gray, B.S., Th.D., Professor of Missions
- R. Cal Guy, A.B., Th.D., Bottoms Professor of Missions
- William L. Hendricks, A.B., Th.D., Associate Professor of Theology
- William Boyd Hunt, A.B., Th.D., Professor of Theology
- Charles P. Johnson, B.A., M.R.E., Th.D., Director of Libraries
- J. W. MacGorman, B.A., Th.D., Professor of New Testament
- Thomas B. Maaton, M.A., D.R.E., Ph.D., Litt.D., Professor of Christian Ethics
- H. Leon McBeth, B.A., Th.D., Instructor in Church History
- G. Leocate Munn, B.A., Th.D., Associate Professor of New Testament
- John P. Newport, B.A., Th.D., Ph.D., Professor of Philosophy of Religion
- William H. Rosell, B.A., Th.M., Ph.D., Professor of Old Testament
- C. W. Scudder, B.S., Th.D., Associate Professor of Christian Ethics
- Franklin M. Segler, B.A., Th.D., Professor of Pastoral Ministry
- Ralph Lee Smith, B.Ed., Th.D., Professor of Old Testament
- William Curtis Vaughan, B.A., Th.D., Professor of New Testament
- Yandall Woodfoe, B.A., Th.D., Associate Professor of Theology

#### SCHOOL OF RELIGIOUS EDUCATION

- Joe Davis Heseock, A.B., D.R.E., Dean, Professor of Education Administration
- John Milburn Price, A.M., Th.D., Ph.D., LL.D., Director, Professor of Religious Psychology and Education Principles Emeritus
- Floy M. Barnard, A.M., D.R.E., Litt.D., Professor of Missionary Education and Educational Arts Emerita
- Ann Bradford, A.M., D.R.E., Professor of Childhood Religious Education
- Ralph D. Churchill, B.S., B.S.M., D.R.E., Professor of Religious Journalism
- James Harris Daniel, M.A., M.R.E., Ed.D., Associate Professor of Childhood Religious Education and Educational Arts
- Harold Dill, A.B., D.R.E., Professor of Youth Religious Education
- John William Drakeford, M.A., Th.M., D.R.E., Professor of Religious Psychology and Counseling
- H. Othel Feather, A.B., D.R.E., Professor of Educational Administration and Director of Field Work
- Harvey Hatcher, A.B., D.R.E., Professor of Educational Arts
- Gracie Knowlton, A.B., M.R.E., Professor of Secretarial Training
- Leon Marsh, B.S., D.R.E., Professor of Principles of Religious Education
- Lee McCoy, B.S., D.R.E., Professor of Educational Administration and Adult Education
- Mrs. Robert D. Melton, B.S., M.A., M.R.E., Ed.D., Professor of Social Work

### SCHOOL OF CHURCH MUSIC

- James C. McKinney, M.Mus., Dean, Professor of Theory and Composition
- David F. Appleby, B.A., B.M., M.A., M.S.M., Ph.D., Professor of Ministry of Music
- Sarle Brown, M.S.M., Professor of Voice
- Robert L. Burton, M.Mus., Professor of Church Music Education
- David L. Conley, M.C.M., Assistant Professor of Theory
- Gladys Day, M.Mus., Associate Professor of Organ
- T. W. (Jack) Dean, B.A., M.Mus., Ph.D., Professor of Theory and Composition
- Robert S. Douglas, M.Mus., Professor of Musicology
- Edwin McNeely, B.S.M., Mus.D., Professor of Ministry of Music Emeritus
- Mrs. Isaham E. Reynolds, M.Mus., Mus.D., Professor of Piano Emerita
- Cecil M. Roper, B.A., M.S.M., Assistant Professor of Church Music Education
- Mrs. John E. Seelig, B.S., Resident Teacher of Voice
- Charles Sego, B.A., M.M., Associate Professor of Class Piano
- Joe Ann Shelton, M.Mus.Ed., Assistant Professor of Voice
- Frank Davis Stovall, III, B.M., M.A., Associate Professor of Voice
- Sara Thompson, A.B., B.S. in L.S., M.M.Ed., Music Librarian, Professor of Music Bibliography
- S. Charles Williamson, M.A., Professor of Voice
- John E. Woods, M.Mus., Associate Professor of Piano

### OFFICERS OF ADMINISTRATION

- Robert E. Naylor, Th.M., D.D., President
- Eldred Douglas, Head, M.A., Th.D., D.D., LL.D., President Emeritus
- Mrs. Andrew Allen, B.A., Dean of Women
- Leslie R. Elliott, B.A., Th.D., D.D., Director of Libraries Emeritus
- Wayne Evans, B.S., LL.D., Business Manager
- William P. Greenlee, B.A., B.D., Th.D., Reference-Research Librarian
- Felix M. Graham, B.A., Th.D., Dean of Students, Director of Admissions and Veterans Coordinator
- Joe Davis Heseock, A.B., D.R.E., Dean, School of Religious Education
- Charles Johnson, A.B., Th.D., Director of Libraries
- James C. McKinney, M.Mus., Dean, School of Church Music
- Jesse J. Northcutt, B.A., Th.D., Dean, School of Theology
- L. B. Ransh, D.D., Director of Endowment
- John Earl Seelig, B.S., M.R.E., Assistant to the President
- Florvid Wills, B.A., B.S. in L.S., M.A., Catalog Librarian, Associate Professor

### SEMINARY EXTENSION DEPARTMENT

OF THE SEMINARIES OF  
THE SOUTHERN BAPTIST CONVENTION  
RALPH A. HERRING, Th.M., Th.D., D.D., Director  
P. O. Box 1184  
Jackson 8, Mississippi

#### STAFF

- Faith, Albert H., A.B., Th.D., Associate for Kansas, Missouri, Oklahoma, Indiana, Arkansas, Illinois, Ohio, and East Colorado
- Jakas, Paul R., A.B., B.D., Associate for Arizona, California, Idaho, Utah, Nevada, Montana, Oregon, Washington, West Colorado
- Koger, Frank R., A.B., B.D., Associate for North Carolina, South Carolina, D. C., and Maryland
- Whitten, W. A., A.B., B.D., Associate for Louisiana, Mississippi, Tennessee, and Kentucky
- Worley, G. Ray, A.B., B.D., Th.M., Associate for Texas and New Mexico

## SOUTHERN BAPTIST FOUNDATION

Authorized by Convention in 1946  
127 Ninth Avenue, North, Nashville 3, Tennessee

J. W. STORER, Executive Secretary-Treasurer  
MRS. CHRISTINE M. BESS, Administrative Assistant

Stirton Oman, President and Chairman of Executive Committee  
Walton Smith, Vice President  
Noble C. Caudill, Recording Secretary

## SOUTHERN BAPTIST HOSPITALS

2700 Napoleon Avenue, New Orleans, Louisiana

T. SLOANE GUY, JR., Executive Secretary-Superintendent

Southern Baptist Hospital  
New Orleans, Louisiana  
Organized 1926  
Raymond C. Wilson  
Administrator

Hoplat Memorial Hospital  
Jacksonville, Florida  
Organized 1955  
Lawrence E. Payne  
Administrator

## BAPTIST JOINT COMMITTEE ON PUBLIC AFFAIRS

1628 Sixteenth Street, N.W., Washington, D. C.

BRYAN F. ARCHIBALD, Chairman  
WALTER POPE BINNS, First Vice Chairman  
HAROLD C. BONELL, Second Vice Chairman  
C. EMANUEL CARLSON, Executive Director  
W. BARRY GARRETT, Associate Director

## WOMAN'S MISSIONARY UNION

Organized in 1888

600 N. 20th Street, Birmingham 3, Alabama

President—Mrs. R. L. Mathis, Baylor University, Waco, Texas  
Recording Secretary—Mrs. Robert Fling, Semole, Oklahoma

### HEADQUARTERS PERSONNEL

Executive Secretary—Alma Hunt  
Administrative Assistant—Mrs. J. H. Godwin  
Production Manager—Mrs. Clara G. Alston  
Promotion Associate in Pioneer Areas—Bernice Elliott  
Business Division Director—La Verne Neal  
Promotion Division Director—Mrs. William McElurry

### PROMOTION DEPARTMENTS

Woman's Missionary Society  
Director—Margaret Bruce  
Promotion Associate—Elsie Dickson  
Editorial Associate—Elsie Hamric  
Young Woman's Auxiliary  
Director—Doris DeVault  
Promotion Associate—Billie Pate  
Editorial Associate—Laurelle Owens

### Girls' Auxiliary

Director—Betty Brewer  
Promotion Associate—Katharine Bryan  
Editorial Associate—Dorothy Weeks

### Sunbeam Band

Director—Abbie Louise Green  
Editorial-Promotion Associate—Betty Thomas

## CARVER SCHOOL OF MISSIONS AND SOCIAL WORK

An Agency of the  
Southern Baptist Convention  
2801 Lexington Road, Louisville 6, Kentucky

NATHAN C. BROOKS, JR., President

Nathan C. Brooks, Jr., B.A., Th.M., D.D., President  
Norma Jean Baker, B.A., M.B.E., Missions Education  
S. Kathryn Bigham, B.A., M.S. in S.S., Social Work  
Hugh A. Brimm, B.A., Th.M., Th.D., Sociology and Human Relations  
Virginia Burke, B.F.A., M.R.E., Social Work  
Theodor N. Callaway, B.A., Th.M., Th.D., Missions  
George A. Carver, B.A., M.A., Missions  
Ira Ehrlich, B.S., M.S.S.A., Social Group Work  
Georgie Fancher, B.M.T., B.A., M.A., Library Science and Librarian

Robert W. Foster, B.S., L.L.B., L.L.M., Law and Social Work  
J. Herbert Gilmore, Jr., B.A., M.A., B.D., Th.M., Th.D., Applied Christianity  
John N. Goldborough, B.S., M.D., Medical Information  
Betty Anne Kivlin, B.S., M.S., Recreation Leadership  
Robert O. Loeest, B.A., M.A., Ph.D., Linguistics  
Robert J. Lehman, M.D., Human Growth and Behavior and Psychopathology  
Mrs. Hugh McElraik, B.A., M.R.E., Music  
Frank Vercy, B.S., M.A., Ph.D., Community Organization

### VISITING LECTURERS FOR SUMMER SESSION 1962

M. Wendell Belew, B.D., Local Church Missions  
Ray Rogers, Th.D., Associational Missions

Henry Walden, Th.D., Associational Missions

### STAFF

Nathan C. Brooks, Jr., President  
Norma Jean Baker, Administrative Assistant  
S. Kathryn Bigham, Director of Field Instruction  
Hugh A. Brimm, Director of Public Relations  
Virginia Burke, Associate Director of Field Instruction  
Georgie Fancher, Librarian

George A. Carver, Dean of the Faculty  
Mrs. Mary V. Crouch, House Director and Dietitian  
Mrs. John Lynch, Secretary to the President  
Mrs. Francis Fugate, Financial Secretary  
Michael Lee Speer, Director of Administration  
Mildred Thomas, Registrar and Organizer  
David Thurman, M.D., School Physician  
Rosalie Weatherford, School Nurse

## BAPTIST WORLD ALLIANCE

Headquarters: 1628 Sixteenth Street, N.W., Washington 9, D. C.

JOSEF NORDENHAUG, General Secretary

ROBERT S. DENNY, Associate Secretary

European Office: 4 Southampton Row, London, W.C.1, England

ERIK RUDEN, Associate Secretary

## CONVENTION-WIDE PAPERS AND PERIODICALS

American Baptist Theological Seminary, Nashville, Tennessee, Publication: *The Semineer*, published six times a year.

Baptist Brotherhood Commission of the Southern Baptist Convention, 1548 Poplar, Memphis 4, Tennessee, *Southern Baptist Brotherhood Journal*, published quarterly, Roy Jennings, editor. *Brotherhood Handbook*, published annually, James M. Sapp, editor. *Ambassador Life*, published monthly, Ambassador Lander, published quarterly, Roy Jennings, editor, Mildred Dunn, associate editor.

Baptist Joint Committee on Public Affairs, 1628 Sixteenth Street, N.W., Washington, D.C., *Report from the Capital*, published monthly. Education Commission, 181 Eighth Avenue, North, Nashville 3, Tennessee, *The Southern Baptist Educator*, published monthly; *College and Career*, published monthly and *Southern Baptist Campus Directory*.

Executive Committee, 127 Ninth Avenue, North, Nashville 3, Tennessee, *The Baptist Program*, published monthly. *Baptist Bulletin Service*, published weekly.

**Foreign Mission Board.** 2806 Monument Avenue, Richmond 30, Virginia. *The Commission*, Floyd North, editor. David L. Johnson, assistant editor.

**Home Mission Board.** 161 Spring Street, N.W., Atlanta 3, Georgia. *Home Missions*, Walker L. Knight, editor.

**Radio and Television Commission.** 6248 Camp Bowie Blvd., Fort Worth 16, Texas. *The Beam*, published monthly. Virgil Hensley, editor.

**Annulet Board.** 511 North Akard, Dallas, Texas. *The Years Ahead*, published nine times a year. Floyd B. Chaffin, editor.

**Southern Baptist Hospital.** 2700 Napoleon Avenue, New Orleans, Louisiana. *The Triangle*, published monthly.

**Baptist Memorial Hospital.** 800 Miami Road, Jacksonville, Florida. *The Stethoscope*, published monthly.

**Midwestern Baptist Theological Seminary.** 5001 North Oak Street, Trafficway, Kansas City 18, Missouri. *The Spire*, published monthly. H. L. Hewster, editor.

**Southern Baptist Theological Seminary.** 2225 Lexington Road, Louisville 8, Kentucky. *Review and Expositor*, a Baptist theological quarterly edited by faculty. J. J. Owens, managing editor. *The Y6*, alumni publication. Clara A. McCard, editor.

**Southeastern Baptist Theological Seminary.** Wake Forest, North Carolina. *The Outlook*, published five times each year. Ben C. Fisher, editor.

**Southwestern Baptist Theological Seminary.** P. O. Box 22,000 Seminary Hill, Fort Worth 15, Texas. *Southeastern News*, published monthly except August and September. John Seelie, editor. *Southeastern Journal of Theology*, published October and April. Robert E. Naylor, editor.

**Carver School of Missions and Social Work.** 2801 Lexington Road, Louisville 6, Kentucky. *Tidings*, published quarterly. Norma Jean Baker, editor.

**Sunday School Board.** 127 Ninth Avenue, North, Nashville, Tennessee. Clifton J. Allen, editorial secretary.

**GRADED LESSONS PUBLICATIONS**—The Graded Course includes pupils' and teacher's books issued quarterly for the separate years up through the intermediate department. These lessons are prepared for closely graded Sunday schools. The responsibility for these publications is carried by the editorial staff of the Sunday School Department.

**ILLUSTRATED WEEKLIES**—*Upward*, Velma Darbo, editor. *Adventure and Storytime*, Jo Alice Helgh, editor.

**MENTALIA**—*The Adult Teacher*, Wilbur C. Lamm, editor; *The Young People's Teacher*, D. P. Brooks, editor; *The Sunday School Builder*, A. V. Washburn, editor; *Home Life*, Joe W. Burton, editor; *The Baptist Student*, David K. Alexander, editor; *The Baptist Training Union Magazine*, Philip B. Harris, editor; *The Church Musician*, W. Hines Sims, editor; *Church Administration*, Howard B. Foshee, editor; *The Brevelle Baptist*, Wilbur C. Lamm, editor; *The Intermediate Brevelle Baptist*, Josephine Pile, editor.

**QUARTERLIES**—*Sunday School Adults*, *Sunday School Young Adults*, *Visitors Lesson Leaflet*, *Sunday School Lessons for the Deaf*, *Sunday School Extension Department Quarterly*, edited by Wilbur C. Lamm; *Sunday School Young People*, *Sunday School Married Young People*, edited by D. P. Brooks; *On the Wing with the Word*, arranged by Mary Ruth Brew; *Sunday School Intermediate Pupil*, *Intermediate Teacher*, edited by Josephine Pile; *Sunday School Junior Pupil*, *Junior Teacher*, edited by William N. McElrath; *Sunday School Primary Pupil*, *Primary Teacher*, *Primary Parent Leaflet*, edited by Dolores Baker; *Beginner Bible Story*, *Beginner Teacher*, edited by Melva Cook; *Baptist Adults*, *Baptist Young Adults*, *Training Union Quarterly for the Deaf*, edited by LeRoy Ford; *The Bible Reader's Guide*, edited by Raymond M. Riddon; *Baptist Young People*, *Baptist Married Young People*, edited by Rice A. Pierce; *Baptist Intermediates Union Quarterly I* (for ages 13 and 14), *Baptist Intermediate Union Quarterly II* (for ages 15 and 16), *The Intermediate Leader*, edited by Betty Jo Corum; *Baptist Junior Union Quarterly I* (for ages 9 and 10), *Baptist Junior Union Quarterly II* (for ages 11 and 12), *The Junior Leader*, edited by Richie Harris; *The Primary Leader*, *Every Day with Primaries*, edited by Doris D. Monroe; *The Beginner Leader*, *Every Day with Beginners*, edited by Marie Hedgecoth; *Church Nursery Guide*, edited by Alma May Scarborough; *Living with Children*, edited by Eugene Chamberlain; *Messages to Cradle Roll Parents*, edited by Howard P. Colson; *Open Windows*, edited by C. Aubrey Hearn; *The Quarterly Review*, J. P. Edmunds, editor; *The Church Library Magazine*, Wayne E. Todd, editor; *Church Recreation*, Agnes Durnett Pylant, editor.

**VACATION BIBLE SCHOOL TEXTBOOKS**—Charles W. Treadway, editor.

**Woman's Missionary Union.** 600 North Twentieth Street, Birmingham 3, Alabama. *Royal Service*, Ethelene Hamrie, editor; *The Window*, Laurella Owens, editor; *Talk*, Dorothy Weeks, editor. *Sunbeam Activities*, Betty Thomas.

1962 STATE CONVENTIONS AND OFFICERS

State	Place of 1962 Convention	Date 1962 Convention	President	Nominating Secretary	Statistical Secretary
Ark.	First Baptist Church Montgomery	Nov. 13-15	Edward M. Rynne First Baptist Church Montgomery	Doris C. Cooper	Henry D. Strickland
Ala.	First Baptist Church Tuscaloosa	Oct. 24-26	James B. Dotson Box 4467 Tuscaloosa	James A. Henderson 508 Richardson Drive Ft. Rink James Staples	Mrs. Fellen Griffin
Ark.	First Southern Baptist Church Thomas	Nov. 13-17	C. E. Holland First Baptist Church St. Donato	B. A. Whitlow	B. A. Whitlow
Ark.	First Baptist Church St. Donato	Nov. 6-8	C. E. Holland First Baptist Church St. Donato	B. A. Whitlow	B. A. Whitlow
Calif.	Memorial Auditorium Sacramento	Nov. 13-16	J. B. Timberlake 643 South White Avenue Sacramento	Grady C. Cotham	Grady C. Cotham
Calif.	South Deaver Baptist Church, Deaver	Oct. 6-11	Olson Field Box 713 Bismarck, N. D.	J. B. Marlow	
D. C.	East Washington Heights Baptist Church Washington, D. C.	Nov. 10-20	C. Victor Koenig 1321 O St., N.W. Washington, D. C.	Clifton Hemminger 2808 Quebec St., N.W. Washington, D. C.	Yahel Morris 1828-18th St., N.W. Washington, D. C.
Fla.	First Baptist Church Daytona Beach	Nov. 13-15	Malcolm B. Knight 138 Atlantic Blvd. Daytona Beach	Rev. M. D. Jackson P. O. Box 185 Daytona Beach	
Ga.	Mabel White Baptist Church Macon	Nov. 12-14	John H. Hall, Jr. First Baptist Church Macon	L. E. Smith 486 Park Avenue, S.E. Atlanta 12	Arthur Hinson
Ga.	First Southern Baptist Church, Pearl Harbor Honolulu	Nov. 5-9	Jimmy Jones 84-847 Aieaolu St. Waipahu	John Hinson	Kenneth M. Newman
Ill.	First Baptist Church Morris	Oct. 31-Nov. 2	C. R. Walker First Baptist Church Morris	L. E. Moore	L. E. Moore
Ind.	First Southern Baptist Church, Lafayette	Nov. 6-10	Walter R. Davis 4226 Elm Street Hammond	Clarence R. Brock 216 S. 11th Street Richmond Omaha Dept Edwardsville	
Kans.	Oliver Baptist Church Wichita	Nov. 13-15	Garth Pytas 3711 W. 19th Street Topeka	Lewis C. Ray 3716 Ronge Way Louisville	Robert L. Lee
Ky.	Third Baptist Church Owensboro	Nov. 14-16	Vern G. Kraschewitz 321 Churchhill Court Elizabethtown	Robert L. Lee	
La.	First Baptist Church Baton Rouge	Nov. 13-15	H. A. Hudders, Jr. Box 8198 New Orleans 17	R. I. Bergbauer	
Md.	First Baptist Church Frederick	Nov. 12-14	Robert F. Woodward 217 Hill Avenue Frederick	Robert Wilson 308 Patterson Bay City	
Mich.	Bethany Baptist Church Lansing	Nov. 6-7	Ray Babb 206 South Mill Street Lansing	Paul Adams First Baptist Church Jackson	Horace Kerr First Baptist Church Jackson
Miss.	First Baptist Church Jackson	Nov. 13-15	W. Douglas Hodgins First Baptist Church Jackson	James W. Haskew First Baptist Church Bella	Lloyd W. Collins Baptist Building Jackson City
Mo.	First Baptist Church Joplin	Oct. 30-Nov. 1	Paul Weber, Jr. 2019 N. Missouri Springfield	Mrs. Essie Hayland	Jeff Rothbard
N. Mex.	First Baptist Church Roswell	Nov. 13-15	R. A. Long P. O. Box 127 Roswell	E. Norbert Gardner	Jack R. Bagwell
N. C.	Memorial Auditorium Raleigh	Nov. 13-15	Nate Harmon West Asheville Baptist Church, Asheville		
Ohio	Reading Baptist Church Cincinnati	Nov. 14-16	C. H. Hockensmith 1276 Westwood Avenue Columbus	John T. Daniel	
Okla.	John Wesley Riley Chapel Shawnee	Nov. 13-16	Hugh R. Bumpas Capitol Hill Baptist Church, Oklahoma City	Fred B. Moseley	Fred B. Moseley
Ore.	Wenatchee Valley Baptist Church, Wenatchee	Oct. 24-26	Herman E. Wooten Richland Baptist Church Richland, Wash.	H. Floyd Barrie	H. Floyd Barrie
B. C.	First Baptist Church Columbia	Nov. 13-15	David G. Anderson P. O. Box 5281 North Charleston	Wallace Anderson	Glen Kerr
Tenn.	First Baptist Church Gatlinburg	Nov. 13-16	E. Warren Rust First Baptist Church Cleveland	D. B. South 2382 Cincinnati Ave. San Antonio	Cecil G. Goff
Tenn.	Will Rogers Coliseum Fort Worth	Oct. 30-Nov. 1	James B. Landoe First Baptist Church 1200 Ninth Wichita Falls	Ralph J. Kirby	Jean P. Stephens
Texas	First Baptist Church Amarillo	Nov. 13-15	R. P. Dowrey 301 Broad St., Belton		

## STATE CONVENTIONS, HEADQUARTERS, AND STATE OFFICERS

State	Name of State Body	Convention Headquarters	Date Founded	Executive Secretary	Assistant or Associate Secretary
Ala.	Alabama Baptist State Convention	403 South Perry Street Montgomery	1823	A. Hamilton Reid Ph. 263-8271	George E. Bagley
Alaska	Alaska Baptist Convention	Box 1862 Anchorage	1948	L. A. Watson Ph. BR 7-1803	
Ariz.	Arizona Southern Baptist Convention	318 W. McDowell Phoenix	1928	Charles L. McKay Ph. AL 8-8491	Ray Patton
Ark.	Arkansas Baptist State Convention	401 West Capitol Little Rock	1848	S. A. Whitlow Ph. FR 6-2391	Ralph Douglas
Calif.	The Southern Baptist General Convention of California	1405 Broadway Fresno 21	1940	Grady C. Cothen Ph. AM 6-6881	
Colo.	Colorado Baptist General Convention	1470 South Holly Street Denver 22	1960	Willis J. Ray Ph. BK 8-8329	C. A. Dabney
D. C.	District of Columbia Baptist Convention	Baptist Building 1628-16th St., N.W. Washington D. C.	1877	M. Chandler Stib Ph. CO 5-1828	
Fla.	Florida Baptist Convention	1230 Hendricks Avenue Jacksonville 7	1884	John Maguire Ph. FL 9-2381	S. O. Bean
Ga.	Baptist Convention of the State of Georgia	281 Peachtree Street N.E. Atlanta 3	1822	Henry B. Garrison Ph. JA 2-4508	Arthur Hinson
Hawaii	Hawaii Baptist Convention	1801 South Henukua Street Honolulu 14	1943	Stanley H. Nash Ph. 900-468	
Ill.	Illinois Baptist State Association	308 West Main Carbondale	1907	Noel M. Taylor Ph. GL 2-4119	L. H. Moore
Ind.	State Convention of Baptists in Indiana	P. O. Box 38 Plainfield	1968	F. Harmon Moore Ph. TE 9-6555	
Iowa	Iowa Convention of Southern Baptists	22134 N. Main Wichita	1918	N. J. Westmoreland Ph. PO 2-7217	F. Paul Allison
Ky.	Kentucky Baptist Convention	Kentucky Baptist Building Middletown	1837	Harold G. Sanders Ph. CH 5-4101	
La.	Louisiana Baptist Convention	P. O. Box 311 Alexandria	1848	Robert L. Lee Ph. III 3-2611	W. I. Sewell
Md.	Baptist Convention of Maryland	160 East Twenty-Third St. Baltimore 18	1836	Roy D. Greahan Ph. CH 3-6524	
Mich.	Baptist State Convention of Michigan	22820 Grand River Detroit	1937	Fred D. Hubbs Ph. KE 7-4590	
Miss.	Mississippi Baptist Convention	Baptist Building P. O. Box 530 Jackson	1838	Chester L. Quales Ph. FL 4-5794	L. Gordon Sanning
Mo.	Missouri Baptist Convention	Baptist Building 113 Adams Street Jefferson City	1834	Earl O. Harding Ph. 8-8131	
N. Mex.	Baptist Convention of New Mexico	818 Central S.E. Box 485 Albuquerque	1912	Harry P. Stagg Ph. 247-0690	
N. C.	Baptist State Convention of North Carolina	301 Hildale St. Raleigh	1830	Douglas M. Branch Ph. TE 3-1808	
Ohio	State Convention of Baptists in Ohio	1580 East Broad St. Columbus 3	1954	Jay E. Roberts Ph. 263-8277	
Okla.	Baptist General Convention of Oklahoma	Baptist Building 141 N. Robinson Oklahoma City	1908	Thomas Bees Lackey Ph. CE 5-4341	Low L. Ingram
Oregeon-Wash.	Baptist General Convention of Oregon-Washington	411 N. W. 20th Avenue Mail P. O. Box 5412 Portland, Oregon	1948	Fred H. Mowley Ph. CA 8-3883	Island P. Hood
S. C.	General Board of South Carolina Baptist Convention	301 Hampton Street Columbia 1	1821	Herace G. Hammett Ph. AL 2-4278	
Tenn.	Tennessee Baptist Convention	812 Belmont Blvd. Nashville 4	1833	W. Fred Kendall Ph. AL 4-8591	
Texas	Baptist General Convention of Texas	Baptist Building 61 N. Texas Dallas 1	1848	T. A. Patterson Ph. Riverside 1-1001	
Va.	Baptist General Association of Va.	Virginia Baptist Building Mail P. O. Box 8465 Monument Ave. at Willow Lawn, Richmond	1823	Lecius M. Polhill Ph. 282-9261	

## OFFICERS OF STATE BAPTIST CONVENTIONS—Continued

State	Foundation Secretary	Sunday School Secretary	Training Union Secretary	Brotherhood Secretary	Women's Missionary Union Secretary
Ala.	Carl G. Campbell	Harold C. Marsh	George Caldwell	W. J. Jabell, Jr.	Mary Egan Stephens
Alaska	Glenn E. Crotte	Roy L. Moore, Jr.	Roy L. Moore, Jr.	L. A. Watson	Louise Yerburgh
Ariz.	Ed F. McDonald, Jr.	W. C. Craft, Jr.*	E. E. Archer	W. D. Lawm	Almae Brown
Ark.	Artie L. McDaniel	Lawson Hatfield*	Ralph W. Davis	Nelson Toll	Nancy Cooper
Calif.	Dallas Perry	B. L. Pattillo, Jr.*	James Frost		Jerry Lee
Colo.	John D. Matthews*	John D. Matthews*	Philip T. Card*	Bill Landert	Way Marfy
D. C.	K. F. Berry*	Winston H. Ambrose*	C. J. Sigsby	William J. Crowder	Mrs. Carleton M. Long
Fla.	Gar Johnson	Samuel Choy*	Clairer E. Bryan	O. A. Batters	Josephine Jones
Ga.	Harry V. Nash, Jr.	Julian T. Pinkie*	Samuel Choy*	Bernard D. King	Janice Singleton
Hawaii	Stanley H. Nash	Samuel Choy*	Bluford M. Sloan	Samuel Choy	Imoko Saito
Ill.	H. H. Whitley*	Howard Haisell	Ray Gilliland	George E. Wheeler	Holme Sinclair
Ind.	A. M. Volkmr	J. L. Pollard	James H. Whaley	F. J. Radford	Loisne Berry
Iowa	Harshel C. Pettus	John M. Tubbs*	Sam A. High	Forrest R. Sawyer	Mrs. Corliss Webb
Ky.	Donald L. Harlan	Joe Watson*	Joe Watson*	Grady Welch	Mrs. George R. Ferguson
La.	Harry Lee Spencer	Bryant Cummings*	Norman King	John E. Saunders	Kathryn Carpenter
Mo.	Harry L. Cameron	Edward E. Storm, Jr.*	Harry T. Copeland	Keneth Day	Josephine C. Norwood
Miss.	W. C. Riddle	Herman Ible	Charles P. Plakton	Elmer L. Howell	Frances Brown
Mich.	August Henry	Lyle Garlow	James P. Morgan	J. W. Fisher	Edwina Robinson
Mo.	Fred H. Mowley	Robert N. Dorr	W. C. Dudley	H. C. Stevils	Mary O. Baderup
N. C.	R. Frank Kolb	John C. Duret*	John B. Lane	Clyde L. Davis, Sr.	Merian Robinson
Ohio	Tommy J. Hgry	W. R. Bumpas	Edward Laux	Leonard Ferguson	Mrs. A. L. Kirkwood
Tenn.	James C. Cantrell	Frank G. Knight*	H. Walton Connolly, Jr.	L. H. Tappert	Margaret Hutchison
Texas	James R. Bryant			George L. Futing	Mary Jo Stewart

State	Evangelism Secretary	Missions Secretary	Music Secretary	Student Union Secretary	Promotion Secretary
Ala.	Ralph Longshore	George E. Rickar	Paul Stewart	Merrie Wilm	David K. Morris
Alaska	L. A. Watson	S. W. Hunske, Jr.	Roy L. Moore, Jr.	Roy L. Moore, Jr.	A. Watson
Ariz.	W. D. Lawm	C. W. Caldwell	E. E. Archer	Tom Logue	Ralph Douglas
Ark.	C. W. Caldwell	Edmond Walker	LeRoy McClard	Edward S. Rollins	Edmond Walker
Calif.	W. C. Craft, Jr.*	E. A. Dabney	Philip T. Card	Phillip T. Card	Jazzie G. Dussac
Colo.	H. L. Bayless	William J. Crowder	Winston H. Ambrose	Howard D. Rees	
D. C.	William J. Crowder			7008 W. Park Drive Hyattsville, Md.	
Fla.	Paul A. Meigs	John Maguire	W. C. Stroup	Joe H. Webb	Charles F. Peterson
Ga.	R. T. Russell	Arthur Hinson	Paul McCummo	Aubrey L. Hawkins	James A. Lester
Hawaii	Stanley H. Nash	Stanley H. Nash	Samuel Choy	Weston W. Ware	Stanley H. Nash
Ill.	Lee Swope	Harold E. Cameron	Bluford M. Sloan	W. W. Furskin	H. C. Ordain
Ind.	F. Harmon Moore	Merrie Markham	W. W. Rhody	Ray Gilliland	F. Paul Allison
Iowa	A. B. Colvin	A. B. Colvin	Eugene F. Quinn	J. Chester Durham	W. L. Stagg, Jr.
Ky.	John Havick	W. L. Stagg, Jr.	L. C. Alexander	Udell Smith	Roy D. Greahan
La.	Roy D. Greahan	Kenneth Day	John K. Saunders	Sam A. High	
Mich.	Fred D. Hubbs	Foy Rogers	Joseph Watson	Joseph Watson	Ralph B. Winters
Miss.	L. Gordon Sanning	Joe Carl Johnson	Hale C. Brubaker	M. Elan Lee	M. Elan Lee
Mo.	Buena T. Pratt	Alton Green	Milburn R. Moore	Trust Sheriff	
N. C.	Julian S. Hopkins	E. Lowell Sperry	Joseph O. Buroud		
Ohio	Leonard Ruler	Arthur L. Walker	W. C. Dudley	Clyde Clayton	Low L. Ingram
Okla.	J. A. Pennington	Sam W. Scantlan	Ernest M. Bartlett, Jr.	Jerry Burkner	Island P. Hood
Oregeon-Wash.	Lewis S. Stord	Island P. Hood	Jerry Burkner		
S. C.	Harold E. Lindsey	Howard G. Hammett	Thom H. Westmoreland	Charles W. Horney	
Tenn.	F. M. Durrell, Jr.	Leslie R. Baumgartner	Frank G. Chantoo	Charles M. Romelle	Carl Ray
Texas	William B. Denson	William B. Denson	V. F. Enderhaar	W. F. Howard	
Va.				William H. Jenkins	

\*Serves as church building consultant also. In addition, the following also serve as church building consultants: Wayne C. Ross, in Alabama; Frances Talbot, in Kentucky; W. D. Baker, in Missouri; Jack H. Hagwell, in North Carolina; E. W. Westmoreland, in Oklahoma; Taylor Pendley, in Texas.

OFFICERS OF STATE BAPTIST CONVENTIONS—Continued

Alabama	H. O. Heister Charles T. Armstrong	Missions to Special Groups Retirement and Annuity
Arizona	Roy F. Sutton	Stewardship Secretary
Arkansas	Melvin C. Thrash J. T. Ellis Floyd T. Bart	Business Manager Director, Division of Religious Education Secretary, Race Relations
California	Edmond Walker Richard Kay	Director of Cooperative Missions Division Director of Church Services Division
Colorado	W. H. Landers	Administrator - Division of Bond Sales and Church Loans
D. C.	Mrs. Marian W. Barry	Treasurer
Florida	Frank C. Richardson	Comptroller
Kansas	Howard H. Whitley	Executive Vice-President of Church Loan Association
Kentucky	O. B. Norton Robert J. Hastings	Business Manager Stewardship Promotion
Louisiana	Wesley Bowman Tom E. Pfeifer Lucian Conway	Business and Personnel Manager Secretary, Department of Work with Negro Baptists Annuity Board Representative for Louisiana
Maryland	Gilbert E. South	Business Manager
Mississippi	A. L. Nelson W. R. Roberts	Business Manager Field Representative for the Annuity Board
Missouri	W. H. Albion Loren J. Belt George S. Hiseon E. R. Harrington J. P. Rains James H. Smith Ray L. Coons	Director, Office of Stewardship and Church Finance Director, Office of Work with National Baptists Director of Missouri Baptist Building Fund Manager of Missouri Baptist Press Director of Protection Plans Coordinator of Christian Education and Cooperative Program Ministry to the Deaf
New Mexico	Sara Ann Lett	Youth Director
North Carolina	Harold Cole W. R. Grigg L. J. Morris Jerry F. Pifer J. Alton Moore Eric D. Hemphill E. C. Ophureh Guy S. Cain	Director, Division of Christian Education Business Manager Secretary, Department of Interracial Cooperation Secretary, Audio-Visual Aids, Radio and TV Ministry to Deaf Summer Extension Program Director, Equiland Baptist Risk Institute Secretary, Department of Church Development Secretary, Annuity Department
Oklahoma	F. W. Wetmoreland Richard T. McCarter H. Truman Master Tom E. Caster	Secretary, Department of Religious Education Public Relations Director Executive Director of the Department of Child Care Director of Hospitals and Golden Age Homes
Oregon-Washington	Roger Rogers R. F. Milam	Business Manager Secretary of Capital Needs
Tennessee	Gene Reer Joseph Keeler, Jr. Wallace Anderson W. H. Paul, Sr.	Administrative Assistant Business Manager Program Services Manager Stewardship Secretary
Texas	R. A. Springer Robert H. Bales J. Woodrow Fuller Jimmy Allen A. B. White R. Hunter Dilday Charles McLaughlin Roy A. Lambert Dallas F. Lee Calvin H. Reeves E. N. Jones James Baader	Treasurer Comptroller Secretary, State Missions Commission Director, Christian Life Commission Executive Vice President, Church Loan Association Director, Church Services Division Director, Missions Division Secretary, Direct Missions Secretary, Language Missions Secretary, Endowment Secretary, Christian Education Commission Secretary, Human Welfare Commission
Virginia	Herbert R. Carlton Melvin O. Barham	Secretary of Annuitants Secretary of Annuitants

STATE BAPTIST PAPERS, SOUTHERN BAPTIST CONVENTION

State	Name of Paper	Editor	Business Manager	Circulation	Subscription Per Year	Frequency (times)	Date Founded
Ala.	The Alabama Baptist 807 South 20th Street Birmingham 3	Leon Mason	Leon Mason	118,184	\$3.00	Weekly	1886
Alaska	Alaska Baptist Messenger P. O. Box 1862 Anchorage	L. A. Watson	L. A. Watson	1,700	1.00	Monthly	1944
Ariz.	Arizona Baptist 218 West McDowell Road Phoenix 3	James R. Staples	James R. Staples	12,300	2.00	Weekly	1933
Ark.	Arkansas Baptist Newsmagazine 401 W. Capital Avenue Little Rock	Erwin L. McDonald	Erwin L. McDonald	67,800	2.28	Weekly	1908
Calif.	The California Southern Baptist 1406 Broadway, P. O. Box 998 Fresno	J. Kelly Simmons	J. Kelly Simmons	23,000	2.50	Weekly	1941
Colo.	Rocky Mountain Baptist 1478 So. Holly Denver 23	Willis J. Ray	Willis J. Ray	7,544	2.00	Weekly	1933
D. C.	Capital Baptist 1628 16th St., N.W. Washington 5	James O. Duncan	James O. Duncan	7,800	2.00	Weekly	1964
Fla.	Florida Baptist Witness 1280 Handfield Avenue Jacksonville 7	W. G. Stracener		41,865	2.00	Weekly	1934
Ga.	The Christian Index 291 Peachtree Street, N.E. Atlanta 3	John J. Hurt		111,200	2.00	Weekly	1929
Hawaii	The Hawaii Baptist 1801 South Seward St. Honolulu 14	Stanley H. Nash	Stanley H. Nash	1,111	1.00	Monthly	1947
Ill.	The Illinois Baptist Box 271 Carbondale	L. H. Moore	L. H. Moore	23,611	2.00	Weekly	1906
Ind.	Indiana Baptist Box 36, Plainfield	E. Harmon Moore	E. Harmon Moore	5,800	1.00	Monthly	1938
Iowa	The Baptist Digest P. O. Box 720 Webster	F. Paul Allason	Dorothy Wood	6,400	2.00	Weekly	1947
Ky.	Western Recorder Baptist Building Middletown	C. R. Daley	R. L. Pogue	70,063	2.25	Weekly	1928
La.	Baptist Message Box 211 Alexandria	James F. Cole	James F. Cole	71,000	2.00	Weekly	1933
Md.	The Maryland Baptist 100 East 23rd St. Baltimore 18	Gauser E. Bryan, Jr.	Gauser E. Bryan, Jr.	18,000	1.00	Weekly	1917
Mich.	Michigan Baptist Advanse 22028 Grand River Detroit	Fred D. Hubbs		2,750	1.00	Semi-monthly	1957
Miss.	The Baptist Record Box 530 Jackson	Joe T. Odle	J. E. Lane	65,308	2.00	Weekly	1877
Mo.	Ward and Way Baptist Building Jefferson City	H. H. McGinty	H. H. McGinty	67,000	2.00	Weekly	1898
N. Mex.	Baptist New Mexican Box 485 Albuquerque	Horace F. Burns	Horace F. Burns	18,000	1.00	Weekly	1912
N. C.	Riberal Recorder P. O. Box 8328 Raleigh	J. Marze Grant	J. Marze Grant	77,080	2.00	Weekly	1933
Ohio	Ohio Baptist Messenger 1680 East Broad Columbus 3	Lynn M. Davis, Jr.		4,500	1.25	Semi-monthly	1952
Okl.	Baptist Messenger 1141 N. Robinson Oklahoma City	Jack I. Grits	Jack I. Grits	78,000	2.00	Weekly	1913
Oregon-Wash.	Pacific Coast Baptist Box 3345 Portland	C. E. Boyle	C. E. Boyle	4,100	1.50	Semi-monthly	1930
S. C.	The Baptist Courier P. O. Box 2188 Columbia	S. H. Jones	R. T. Hallum, Jr.	86,563	2.00	Weekly	1869
Tenn.	Baptist and Reflector 1612 Belmont Blvd. Nashville	Richard N. Owsa	Joe Keeler, Jr.	68,654	2.00	Weekly	1835
Texas	Baptist Standard 2222 San Jacinto Dallas 31	K. S. James	E. S. James	368,800	1.20	Weekly	1889
Va.	The Religious Herald P. O. Box 3-R Richmond	Reuben E. Alley		35,080	2.00	Weekly	1836





BAPTIST STATE ASSEMBLIES

State	Name	Location	Date
Alabama	Shocco Springs Baptist Assembly	Talladega	May 1-September 16
Alabama	Baptist Lake Assembly	Wauilla	June-July
Arizona	Phoenix Valley Baptist Ranch	Prescott	July 1-September 24
Arkansas	Arkansas Baptist Assembly	Siloam Springs	July 2-14
California	Jennings Park State Assembly	Star Route P. O. Box 1276, Sonoma	July 16-20
California	Colorado Baptist Assembly	Del Mar	July 16-20
Florida	Florida Baptist Training Union Assembly	Panama City	July 11-16
Florida	West Florida Baptist Assembly	Deland	July 30-August 4
Florida	South Florida Baptist Assembly	Panama City	June-August
Florida	Harmony Bay Marine Camp	Bayton	August 6-10
Georgia	Camp Glynn	Waynes	June-August
Hawaii	You Kahoa Baptist Assembly	Waianae Oahu	June-August
Illinois	Lake Shore Baptist Assembly	Pinckneyville	July 18-23
Kansas	Kansas State Baptist Assembly	University of Kansas, Lawrence	June-August
Kentucky	Cedarstone Baptist Assembly	Route 1, Bagdad	July 18-23
Louisiana	Maryland Baptist Summer Assembly	University of Kansas, Lawrence	August 16-18
Michigan	Kidder Baptist Assembly	Route 1, Bagdad	June-September
Mississippi	Mississippi Baptist Assembly	Route 1, Bagdad	June-September
Missouri	Windermerre Baptist Assembly	Hood College, Frederick	July 23-28
New Mexico	Inlow Youth Camp	Pass Christian	July 23-28
North Carolina	North Carolina Baptist Assembly	Clinton	All year
Ohio	Outland Baptist Camp	Rosch	June-August
Ohio	South Ohio Baptist Assembly	Massano Mountains	June-August
Oklahoma	Seaside Baptist Assembly	Scottsbluff	June-August
Oklahoma	Falk Creek Baptist Assembly	Hendersonville	June-August
Oklahoma	Oklahoma Baptist Conference of Deaf	Seminoleville	June-August
Oregon-Washington	State Indian Falls Creek Assembly	Davis	July 17-August 9
South Carolina	Mount Baker Baptist Assembly	Davis	June 22-24
South Carolina	Camp Lewis	Waynes	June 16-22
Tennessee	Camp Linden Baptist Assembly	Waynes	August 10-24
Tennessee	District Assembly	Newport	June-September
Texas	Eagle Eyrie	Linden	June-August
Virginia	B. A. Camp Pankatank	Longburg	February 13-December 1
Virginia	B. A. Camp Peaks of Otter	Hartfield	June 11-August 28
Virginia	Baptist League	Bedford	June 14-August 21
Virginia	The Cedars	Virginia Beach	June 24-August 6
Virginia	Camp Viewmont	Marion	June 12-August 21
Virginia		Charlottesville	

# TAKING LIFE FOR GRANTED?



If your Christianity has become a humdrum, eight-hour-a-day job, then you need to read this soul-searching book.



Here is a book that will challenge your faith, your commitment, Dr. Roy Harris says, "the Christian's quest for peace of mind, but a living, daily, and which does not deny the quest." (Dr.)

Alabama	Arkansas	California
Florida	Georgia	Illinois
Kansas	Kentucky	Louisiana
Michigan	Mississippi	Missouri
New Mexico	North Carolina	Ohio
Oklahoma	Oregon-Washington	South Carolina
South Carolina	Tennessee	Texas
Virginia		

Please send

Enclosed is \$  
Charge to  
Send to  
Address  
City

State  
(State sales tax, if any extra)

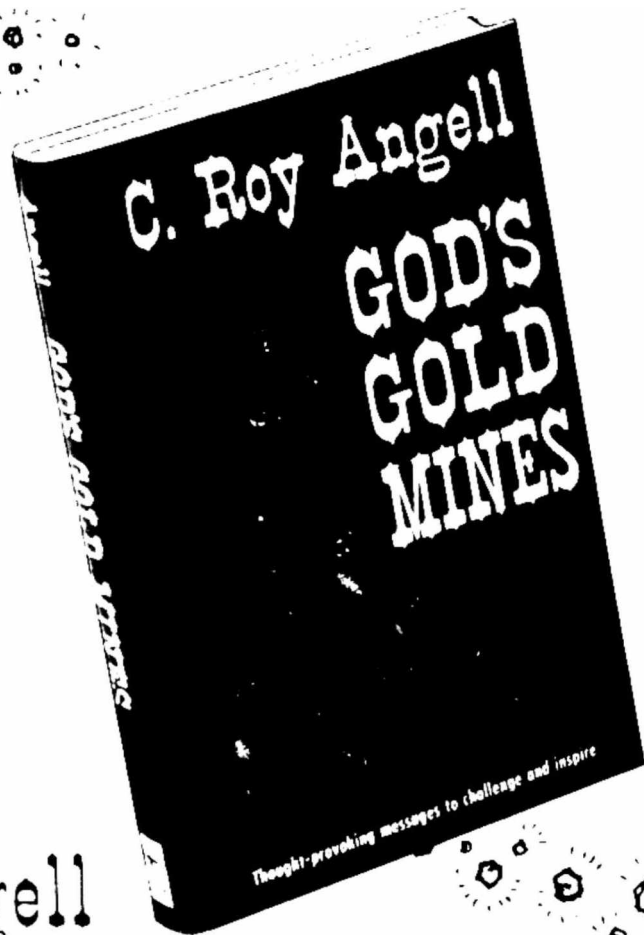
## A RICH HARVEST OF ILLUSTRATIONS

From the pen of C. Roy Angell, author of *Iron Shoes* and *The Price Tags of Life*, comes another brilliant collection of devotional sermons.



# GOD'S GOLD MINES

C. Roy Angell



Unusual topics include: Let Down Your Net; Lost Something Precious; The Dark Mile; Divine Roadblocks; Earthen Vessels, and other inspiring chapters.

Using everyday language, Dr. Angell discusses individual talents; thankfulness; sorrow and suffering; the inexplicable events of life, and the relation of messenger and message. You will want to use these illustrations often, so get a personal copy today! 02661

\$2.50

It's easy to phone, write, or visit your BAPTIST BOOK STORE—your near-by store is listed on the preceding page.