


# **D** DETROIT ROOTS



## 2021 DETROIT TIGERS **MEDIA GUIDE**



IN LOVING MEMORY

*Al Kaline*

1934-2020



Comerica Park | 2100 Woodward Ave. | Detroit, MI 48201

### Detroit Tigers Mission Statement

One of the most storied franchises in professional sports, each year it is the goal of the Detroit Tigers to field a championship team and play an exciting brand of Major League Baseball. Equally important, the Tigers place an emphasis on good value, while providing an entertaining, safe and most enjoyable experience. We want families to continue making Comerica Park their place to come and have fun, and take home life-long memories. Off the field, the Tigers take pride in maintaining a civic leadership role and have a long-standing commitment to making a social impact within our communities.

### Minor League Affiliates

Toledo Mud Hens (AAA)  
Erie SeaWolves (AA)  
West Michigan Whitecaps (A)

Lakeland Flying Tigers (A)  
Complex League East and West (R)  
Dominican Summer League 1 and 2 (R)



The 2021 Detroit Tigers Baseball Information Guide is produced by the club's Communications Department

Vice President, Communications: Ron Colangelo

Writing, Editing and Page Layout: Chad Crunk, Ben Fidelman and Carlos Guillen

Cover and Divider Design: Courtney Rose Foyt

Photo Credits: Mark Cunningham, Allison Farrand, Natalie Stroster, Calvin Doctor, Gavin Smith, Paul Bereswill, Gene Boyars, Steve Kovich, Bill Sanders, National Baseball Hall of Fame, Alex Trautwig (MLB Photos), Getty Images, David Guralnick

Statistical Information: Elias Sports Bureau, STATS LLC., Major League Baseball, Baseball-Reference.com, TruMedia and David Vincent

All information in this guide is correct as of March 25, 2021



# TABLE OF CONTENTS

|                                                                              |           |
|------------------------------------------------------------------------------|-----------|
| <b>FRONT OFFICE</b>                                                          |           |
| Staff, Front Office Directory.....                                           | 4         |
| Ownership & Baseball Operations Biographies.....                             | 6         |
| <b>DETROIT TIGERS IMPACT DURING COVID-19.....</b>                            | <b>20</b> |
| <b>TIGERS MANAGER AND COACHING STAFF</b>                                     |           |
| Manager, Coaches, and Staff Biographies.....                                 | 22        |
| <b>TIGERS PLAYERS</b>                                                        |           |
| Player Biographies.....                                                      | 39        |
| How the 2021 Tigers Were Built.....                                          | 172       |
| Tigers 2021 40-Man Roster.....                                               | 173       |
| Tigers 2021 Non-Roster Invites.....                                          | 175       |
| <b>TIGERS HISTORY &amp; RECORDS</b>                                          |           |
| Year-by-Year Tigers Results.....                                             | 177       |
| Home and Road Records, Tigers All-Time.....                                  | 178       |
| National League, Detroit Club                                                |           |
| Year-by-Year Results.....                                                    | 178       |
| All-Time Roster.....                                                         | 202       |
| Won-Lost Records by Game Number.....                                         | 179       |
| <b>Batting</b>                                                               |           |
| Year-by-Year Statistics.....                                                 | 180       |
| Yearly Club Leaders.....                                                     | 183       |
| 100-or-More Runs Scored, Tigers with.....                                    | 190       |
| 200-or-More Hits, 40-or-More Doubles, 20-or-More Home Runs, Tigers with..... | 191       |
| 100-or-More RBI, Tigers with.....                                            | 192       |
| <b>Pitching</b>                                                              |           |
| Year-by-Year Statistics.....                                                 | 181       |
| Yearly Club Leaders.....                                                     | 186       |
| 20-or-More Wins, Tigers with.....                                            | 192       |
| 20-or-More Saves, 200-or-More Strikeouts, Tigers with.....                   | 193       |
| 192                                                                          | 192       |
| 193                                                                          | 193       |
| 192                                                                          | 192       |
| 193                                                                          | 193       |
| 192                                                                          | 192       |
| 193                                                                          | 193       |
| 194                                                                          | 194       |
| 195                                                                          | 195       |
| 196                                                                          | 196       |
| 196                                                                          | 196       |
| 197                                                                          | 197       |
| 202                                                                          | 202       |
| 208                                                                          | 208       |
| 211                                                                          | 211       |
| 212                                                                          | 212       |
| 218                                                                          | 218       |
| 212                                                                          | 212       |
| 218                                                                          | 218       |
| <b>ALL-STAR GAME HISTORY</b>                                                 |           |
| All-Star Games in Detroit.....                                               | 244       |
| All-Star Game Selections.....                                                | 246       |
| <b>POSTSEASON HISTORY</b>                                                    |           |
| Series Summaries.....                                                        | 248       |
| Postseason Record Book.....                                                  | 271       |
| Postseason Home Runs.....                                                    | 280       |
| <b>TIGERS IN THE HALL OF FAME</b>                                            |           |
| Hall of Fame Tigers Biographies.....                                         | 283       |
| Retired Numbers.....                                                         | 290       |
| <b>TIGERS AWARD WINNERS</b>                                                  |           |
| Award Winners.....                                                           | 293       |
| <b>MEDIA INFORMATION</b>                                                     |           |
| Media Guidelines.....                                                        | 297       |
| Media Guidelines in Spanish.....                                             | 298       |
| Tigers Communications Contact Information.....                               | 299       |
| Radio and Television.....                                                    | 302       |
| Broadcasters.....                                                            | 303       |
| Jamie Samuelsen/Dan Marowski In Memoriam.....                                | 307       |
| <b>TIGERS PLAYER DEVELOPMENT AND SCOUTING</b>                                |           |
| Affiliate Directory.....                                                     | 309       |
| Player Development Awards.....                                               | 311       |
| Player Development Administration, Coordinators, Managers and Coaches.....   | 313       |
| Trainers/Strength & Conditioning Coaches.....                                | 326       |
| Scouting Directory.....                                                      | 327       |
| 2020 First-Year Player Draft.....                                            | 330       |
| Minor League Players.....                                                    | 330       |
| <b>SPRING TRAINING INFORMATION</b>                                           |           |
| Spring Training Information.....                                             | 352       |
| Attendance/Year-by-Year Records.....                                         | 353       |
| <b>COMERICA PARK INFORMATION</b>                                             |           |
| Comerica Park Information.....                                               | 356       |
| Moments in Comerica Park History.....                                        | 359       |
| Ticket and Security Information.....                                         | 360       |

---

# FRONT OFFICE

---





# TIGERS ORGANIZATIONAL DIRECTORY

## DETROIT TIGERS, INC.

Comerica Park  
2100 Woodward Ave.  
Detroit, MI 48201

Phone: (313) 471-2000 / Fax: (313) 471-2138

tigers.com / facebook.com/tigers / @Tigers / @TigresdeDetroit / @DetroitTigersPR

President and CEO, Ilitch Holdings, Inc. - Chairman and CEO, Detroit Tigers .....Christopher Ilitch

### Business Operations Leadership

Group President of Sports and Entertainment, Ilitch Holdings, Inc..... Chris Granger  
 Senior Vice President, Operations and Development..... Keith Bradford  
 Senior Vice President, Finance..... Russ Borrows  
 Senior Vice President, Legal Affairs..... Robert E. Carr  
 Senior Vice President, Corporate Sales..... Peter Kent  
 Senior Vice President & Chief Marketing Officer..... Emily Neenan  
 Vice President, Human Resources..... Michele Bartos  
 Vice President, Corporate Partnership Sales..... Chris Coffman  
 Vice President, Communications..... Ron Colangelo  
 Vice President, Venue Security..... Mike Hartnett  
 Vice President, Park Operations..... Chris Lawrence  
 Vice President, Ticket Sales & Service..... Joe Schiavi  
 Vice President, Partnership Activation..... Molly Wurdack  
 Vice President, Marketing..... Ellen Zeringue

### Baseball Operations Leadership

Executive Vice President, Baseball Operations/General Manager..... Al Avila  
 Vice President, Assistant General Manager..... David Chadd  
 Vice President, Player Personnel..... Scott Bream  
 Vice President, Player Development..... Dave Littlefield

### Baseball Operations

Senior Director, Baseball Analytics & Operations..... Jay Sartori  
 Director, Baseball Analytics..... Jim Logue  
 Director, Baseball Operations & Professional Scouting..... Sam Menzin  
 Director, Minor League Operations..... Dan Lunetta  
 Director, Player Development..... Kenny Graham  
 Director, Pitching Development and Strategies..... Dan Hubbs  
 Director, Performance Science..... Dr. Georgia Giblin  
 Director, Amateur Scouting..... Scott Pleis  
 Director, Minor League & Scouting Administration..... Cheryl Evans  
 Director, International Operations..... Tom Moore  
 Director, Latin American Operations..... Miguel Garcia  
 Director, Latin American Player Development..... Rafael Martinez  
 Director, Team Travel..... Brian Britten  
 Special Assistants to the General Manager..... Kirk Gibson, Willie Horton, Jim Leyland, Lance Parrish  
 Mike Russell, Alan Trammell

Associate Director, Amateur Scouting..... Eric Nieto  
 Associate Counsel, Baseball Operations..... Alan Avila  
 Senior Software Engineer..... Josh Kragnes  
 Senior Database Architect..... Mike Burger  
 Software Developer..... Dan Gorman  
 Database Engineer..... Charlie Adams  
 Software Engineer..... Elora Strom  
 Senior Analysts, Baseball Operations..... Drew Jordan, Beau Horan, Aidan Kearns  
 Maggie O'Hara, Danny Vargovick

Analysts, Baseball Operations..... Gabe Ho, Jonah Simon  
 International Operations Coordinator..... Rafael Gonzalez  
 Player Development Coordinators..... David Allende, Jim McKew  
 Coordinator, International Player Programs..... Sharon Lockwood  
 Player Development Analytics Coordinator..... Jordan Wergiles  
 Minor League Video Coordinators..... Cristian Crespo, Alex Gonzalez  
 Executive Assistant to the Executive Vice President, Baseball Operations/General Manager..... Marty Lyon

### Clubhouse

Manager, Tigers Clubhouse..... Jim Schmakel  
 Assistant Clubhouse Manager..... Mark Cave  
 Assistant Manager, Visiting Clubhouse..... John Nelson  
 Assistant, Visiting Clubhouse..... Dan Ross  
 Coordinator, Major League Advanced Scouting & International Pro Scout..... Kan Ikeda  
 Major League Advanced Scouting Assistant Coordinator..... Kyle Lanzaki  
 Major League Video Operations Coordinator..... Austin Tripp

### Athletic Training/Strength & Conditioning

Senior Director, Medical Services..... Kevin Rand  
 Head Athletic Trainer..... Doug Teter  
 Assistant Athletic Trainers..... Chris McDonald, Matt Rankin  
 Strength & Conditioning Coordinator..... Steve Chase  
 Assistant Strength & Conditioning Coordinator..... Matt Rosenhamer  
 Physical Therapist..... Duncan Evans  
 Massage Therapist..... Janet Szabowski  
 Medical Services Coordinator..... Gwen Keating

### Medical Staff

Team Physician (Internal)..... Michael Workings, M.D.  
 Team Physician (Orthopedic)..... Stephen Lemos, M.D.  
 Team Physician (Florida)..... Salvador Montenegro M.D.  
 Team Ophthalmologist..... David A. Gourwitz, O.D.

### Communications

Director, Communications..... Chad Crunk  
 Manager, Communications..... Ben Fidelman  
 Bilingual Coordinator, Media Relations..... Carlos Guillen



## Marketing and Promotions

|                                                                 |              |
|-----------------------------------------------------------------|--------------|
| Director, Player Relations, Authenticity and Fantasy Camps..... | Jordan Field |
| Director, Promotions & Special Events.....                      | Hayley Kolff |
| Manager, Promotions & Special Events.....                       | Evan Novak   |
| Coordinator, Promotions & Special Events.....                   | Taylor Olson |
| Manager, Social Media.....                                      | Greg Garno   |
| Content Producer.....                                           | Brent Brevak |

## Community and Public Affairs

|                                                               |                 |
|---------------------------------------------------------------|-----------------|
| Director, Community Impact.....                               | Kevin Brown     |
| Community Impact Manager, Outreach and Engagement.....        | Courtney Kaplan |
| Community Impact Manager, Sport Participation and Growth..... | Ashley Robinson |
| Community Impact Manager, Fundraising and Development.....    | Kelsey Stewart  |

## Scoreboard Operations & In-Game Entertainment

|                                                      |                                                            |
|------------------------------------------------------|------------------------------------------------------------|
| Director, Broadcasting & In-Game Entertainment.....  | Stan Fracker                                               |
| Senior Producer & Scoreboard Production Manager..... | Alex Lovachis                                              |
| Producer Editors.....                                | Nick Austin, Cody McKittrick, Andrew DuPont, Matt Sonefeld |

## Finance and Administration

|                                            |                   |
|--------------------------------------------|-------------------|
| Accounting Manager & Treasury Analyst..... | Sheila Robine     |
| Financial Analyst.....                     | Kristin Jorgensen |
| Accounts Payable Coordinator.....          | Debra Sword       |
| Accounts Receivable Coordinator.....       | Monica Basil      |
| Senior Director, Human Resources.....      | Karen Gruca       |
| Human Resources Business Partner.....      | Kelsey Shuck      |
| Human Resources Coordinator.....           | Nicole Nimeth     |
| Payroll Administrator.....                 | Mark Cebelak      |

## Park Operations/Security

|                                                 |                                                                                                          |
|-------------------------------------------------|----------------------------------------------------------------------------------------------------------|
| Director, Security.....                         | Sean Furlong                                                                                             |
| Director, Event Operations.....                 | Mike Bauer                                                                                               |
| Director, Park Operations.....                  | John Szlinis                                                                                             |
| Head Groundskeeper.....                         | Heather Nabozny                                                                                          |
| Assistant Groundskeeper.....                    | Kyle Pickens                                                                                             |
| Guest Services Manager.....                     | Ashley Jones                                                                                             |
| Event Services Manager.....                     | Caitlin Kelly                                                                                            |
| Engineering Services Manager.....               | Josh Woods                                                                                               |
| Security Supervisor.....                        | Jason Urbahns                                                                                            |
| Park Operations Administrative Coordinator..... | Dana Smith                                                                                               |
| Park Operations Coordinators.....               | Michael Craft                                                                                            |
| Park Operations Assistants.....                 | Peter Janetta, Zach Jones, Brian Krajewski,<br>Jeff Pongracz, Mike Graham<br>Erich Elliott, Dan Rucinski |
| HVAC Techs.....                                 | Donald Brown                                                                                             |
| Ballpark Electricians.....                      | Norman Chambers, Shunta Goodman                                                                          |
| Housekeeping Supervisors.....                   |                                                                                                          |

## Corporate Partnerships

|                                                                      |                                                                                                         |
|----------------------------------------------------------------------|---------------------------------------------------------------------------------------------------------|
| Director, Corporate Partnership Business Strategy and Solutions..... | Mike Singer                                                                                             |
| Director, Partnership Services.....                                  | Tiffany Harrington                                                                                      |
| Managers, Corporate Partnership Activation.....                      | Sydney Landers, Alex O'Connor                                                                           |
| Solutions Managers, Corporate Partnerships.....                      | Max Klepper, Jacob Pnakovich                                                                            |
| Sales Managers, Corporate Partnerships.....                          | Cameron Close, Matt Gay, Christine Galasso, Tina Genitti,<br>Thomas Kappel, Donovan Powell, John Wolski |
| Activation Coordinator.....                                          | Megan Malloy                                                                                            |

## Ticket Sales

|                                                 |                                                                      |
|-------------------------------------------------|----------------------------------------------------------------------|
| Director, Ticket Sales.....                     | Andrew Sidney                                                        |
| Director, Business Analytics.....               | Jeff Lutz                                                            |
| Director, Premium Sales.....                    | Michael Leinert                                                      |
| Manager, Premium Service.....                   | Lauren Schultz                                                       |
| Manager, Group Sales.....                       | Marc Lopez                                                           |
| CRM & Database Manager.....                     | Kevin Sucher                                                         |
| Database Administrator.....                     | Zachary Pappas                                                       |
| Business Analyst.....                           | Mitch Burke                                                          |
| Account Executives, New Business.....           | Kara Arend, Eric Fassler, Brendan Hermes, Jillian Walker, Devin Coll |
| Account Executives, Group Sales.....            | Nic Lash, Corey O'Donnell, Matt Olink, Rob Chiusano, Hannah McGowan  |
| Sales Executives, Premium Sales.....            | Emily Brandt, Brad Eason, Andrew Fadel, John Kissel, Kevin McConnell |
| Premium Service Executive.....                  | Deepika Desai                                                        |
| Senior Account Executives, Client Services..... | Betsy Bouillon                                                       |
| Account Executives, Client Services.....        | Sara Forystek, Brandon Hoffman                                       |

## Ticket Services

|                                       |                                         |
|---------------------------------------|-----------------------------------------|
| Senior Director, Ticket Services..... | Grant Anderson                          |
| Managers, Ticket Services.....        | Adam Klein, Aubrey Topper               |
| Ticket Systems Administrator.....     | Jessi McCabe                            |
| Box Office Administrators.....        | Scott Calka, Rosa Chavez, Frank Cordova |

## Lakeland Operations

|                                           |                 |
|-------------------------------------------|-----------------|
| Director, Florida Operations.....         | Ron Myers       |
| General Manager.....                      | Zach Burek      |
| Assistant General Manager.....            | Dan Lauer       |
| Manager, Administration & Operations..... | Shannon Follett |
| Box Office Manager.....                   | Ryan Eason      |
| Clubhouse Manager.....                    | Patrick Saenz   |
| Assistant Clubhouse Manager.....          | Pete Mancuso    |



# CHRISTOPHER ILITCH

**PRESIDENT AND CEO,  
ILITCH HOLDINGS, INC.**

**CHAIRMAN AND CEO, DETROIT TIGERS**

- A lifelong Michigander, Chris serves as Chairman and CEO of the Detroit Tigers. Under Ilitch ownership for nearly three decades, the team is considered one of the most iconic franchises in professional sports and prides itself on a rich history and storied tradition dating back to 1901.
- Since being purchased by the Ilitch family in 1992, the team has made two World Series appearances, established record-setting attendance, and played host to the 2005 Major League Baseball All-Star Game. In the heart of downtown, Comerica Park remains one of the most renowned and fan-friendly ballparks in the game.
- Chris has been a strong advocate of the organization's ongoing commitment to cutting-edge analytics and advanced technologies, while aggressively supporting the team's core pillars of sustainable success: superior scouting, drafting, and development of young talent.
- A respected and active voice in the game, Chris regularly attends Major League Baseball owner meetings, and has served on a variety of pivotal MLB committees, including: Executive, Competition, Long-Term Strategic, Audit, Ownership, and Legislative Affairs.
- Chris also serves as President and CEO of Ilitch Holdings, Inc. With deep Michigan roots, the Detroit-based, family-owned company has grown into a world-class food, sports & entertainment and real estate development organization that is now comprised of 11 companies that employ tens of thousands of people across the world and generate billions of dollars in annual revenue. Under his leadership, these companies continue to experience significant growth and transformation.
- A long-time champion of Detroit, Chris is passionate about continuing to help revitalize the city. This includes the development of The District Detroit, a dynamic sports and entertainment district featuring award-winning theatres, four professional sports teams and three multi-use sports venues, including the state-of-the-art Little Caesars Arena – home of the Detroit Red Wings, the Detroit Pistons and world-class entertainment and community events.
- Chris has also been engaged in prominent largescale national sporting events in Detroit, including the 2010 NCAA Men's Frozen Four Hockey Championship (co-chair), the 2009 NCAA Final Four Men's Basketball Tournament, Super Bowl XL and the 2005 Major League Baseball All-Star Game (chair). Additional upcoming national sporting events scheduled for Little Caesars Arena include the 2022 Men's Wrestling Championships and 2024 NCAA Men's Basketball Championship Regionals.
- Chris is an active business leader across the state of Michigan and in the city of Detroit. He serves on the board, executive committee and nominating committee for Business Leaders for Michigan, the board and executive committee for The Downtown Detroit Partnership, is a member of the board of directors of the Detroit Economic Club and is on the Taubman Advisory Board of the Harvard Kennedy School.
- Chris is also Chairman of Ilitch Charities, a non-profit organization which supports people in need with financial and in-kind donations and sponsorship. From youth development to community revitalization, Ilitch Charities continues to make an enduring impact in the communities in which the Ilitch companies serve, with more than \$207 million in charitable giving since 2000.
- Passionate about baseball his entire life, Chris was a captain of his high school baseball team at Cranbrook and coached his sons' youth baseball teams.
- A proud father of three, Chris resides with his wife, Kelle, in metro Detroit.





# CHRIS GRANGER

**GROUP PRESIDENT OF  
SPORTS AND ENTERTAINMENT,  
ILITCH HOLDINGS, INC.**

Enters his fourth full baseball season as Group President of Sports and Entertainment, at Ilitch Holdings, Inc.

- An experienced sports and entertainment executive, Granger joined the organization in 2017 and is responsible for optimizing the fan and partner experience at all Ilitch-related venues; growing, recruiting and retaining executive talent in the business verticals of the company's sports and entertainment organizations; collaborating with partners to ensure highly active, attractive and community-focused venues; and more.
- Granger oversaw the opening of Little Caesars Arena, which received the prestigious Sports Facility of the Year award at the 2018 Sports Business Awards ceremony. The award was established by *SportsBusiness Journal* and *SportsBusiness Daily* to celebrate and recognize the leaders, visionaries and day-to-day practitioners who personify excellence in the business of sports.
- In 2019, Little Caesars Arena ranked second in attendance among arenas in the nation, the DTE Energy Music Theatre was No. 1 among all amphitheatres worldwide and the iconic Fox Theatre ranked sixth in the country among theatres, per Pollstar.
- Granger and his family are active in a wide range of charitable organizations in the Detroit community, including Make-a-Wish Michigan, Forgotten Harvest, the Salvation Army, and City Year Detroit, where Granger proudly serves on the Board.
- Chris previously served as President of the Sacramento Kings and Sacramento Basketball Holdings, LLC. During his tenure, the Kings enjoyed unprecedented revenue growth and were widely recognized as a highly innovative and community-minded franchise. Granger's influence also extended to the development of Sacramento's new, award-winning Golden 1 Center, and its 1.5 million square-foot downtown mixed-use development project, Downtown Commons.
- Prior to joining the Kings, Chris worked in various capacities for the NBA for 14 years. He most recently served as the Executive Vice President of the NBA's renowned Team Marketing and Business Operations function, where he advised NBA, WNBA and NBA Development League teams on all aspects of business operations.
- Received his bachelor's degree from Cornell University and his Master of Business Administration from Yale. He was named Sacramento Business Person of the Year in 2017 and was a 2010 *Sports Business Journal* Forty Under 40 award winner.
- He and his wife, Jennifer, have two daughters, Zoe and Megan, and reside in metro Detroit.



## AL AVILA

### EXECUTIVE VICE PRESIDENT, BASEBALL OPERATIONS & GENERAL MANAGER

Enters his 30th season in professional baseball, 20th season with the organization and sixth full season as the Tigers Executive Vice President of Baseball Operations and General Manager, after being named to the position on August 4, 2015.

- Oversees the day-to-day baseball operations of the organization and the Major League club.
- Under Avila's leadership, the Tigers have acquired a young core of talent through trades, the Major League Baseball First-Year Player Draft and international free agency, while implementing a long-term strategy that has a focus on developing and retaining young, controllable talent across all levels of the organization. As a result of this focus, the Tigers player development system, which was ranked near the bottom of its peers just a few years ago, enters the 2021 season ranked No. 2 in Major League Baseball, according to MLB Pipeline.
- Avila has made significant staffing and infrastructure additions in many areas of the club's baseball operations, including continuing to expand the analytics and sport performance departments.
- Has spearheaded infrastructure improvements throughout all areas of the Tigers player development system, including a state-of-the-art facility at TigerTown in Lakeland and upgrades to the organization's academy in the Dominican Republic.
- Served as the interim General Manager for the Florida Marlins during the 2001 offseason.
- Named Florida's Vice President and Assistant General Manager in July, 2001.
- Under Avila's guidance, the Marlins drafted 2003 World Series Most Valuable Player Josh Beckett in the first round of the June 1999 draft, while in the first round of the June 2000 draft, the Marlins drafted one of the youngest players to play in the MLB Futures Game and five-time MLB All-Star first baseman Adrián González.
- On the international front, Avila, while at the Marlins, led the way to the 1999 signing of then-shortstop Miguel Cabrera, who won the American League Triple Crown in 2012 and was named the American League Most Valuable Player...Cabrera made it to the Major Leagues in 2003 at the age of 20 and clubbed four home runs during the postseason for the 2003 World Champion Marlins...also was instrumental in the signing and development of second baseman Luis Castillo, shortstop Alex González and shortstop Edgar Rentería, all who were named All-Stars during their MLB career.
- Named Director of Scouting for the Marlins in July, 1998...was responsible for all of the Marlins scouting efforts on both the national and international levels and he oversaw the development of those players in the baseball academies in the Dominican Republic and Venezuela.
- Under Avila's guidance, the Marlins signed 1997 NLCS and World Series Most Valuable Player Liván Hernández.
- Before being named the Director of Latin American Operations in 1994, Avila was originally hired by the Marlins as the Assistant Director of Latin American Operations in June, 1992.
- Prior to joining the Marlins, Avila served as the Director of Athletics and head baseball coach at St. Thomas (FL) University from 1989-92...he led the team to a number three ranking in the 1992 NAIA poll and won the Florida Sun Conference Championship in 1991 and 1992...Avila was named the 1991 Florida Sun Conference Coach of the Year...Avila was inducted into the St. Thomas University Athletics Hall of Fame in November, 2016.
- Served as General Manager of the Daytona Beach Admirals of the Florida State League in 1987 and worked for the Los Angeles Dodgers organization in 1986.
- A graduate of Hialeah High School, Avila earned a master's degree in sports administration from St. Thomas University in 1986.
- A former catcher, Avila was signed as a non-drafted free agent with the Los Angeles Dodgers.
- Is the first Cuban-born general manager in Major League Baseball history.
- Inducted into the Professional Baseball Scouts Hall of Fame in 2012.
- He and his wife, Yamile, have three children: sons, Alexander and Alan, and daughter, Annelisa Marie, and three grandchildren, Asher, Avery and Zoey.
- Is the son of Ralph Avila, former Vice President of the Los Angeles Dodgers, and now Senior Scouting Advisor, Dominican Republic. He was named 2006 International Scout of the Year by Major League Baseball.



## DAVID CHADD

**VICE PRESIDENT,  
ASSISTANT GENERAL MANAGER**

Enters his 17th season with the Tigers and the sixth full season in his current role after being named to the position on August 7, 2015...joined the organization on November 4, 2004 as Vice President, Amateur Scouting.

- Is responsible for assisting Al Avila with the day-to-day baseball operations of the organization and the Major League club.
- Guided the club in its selections of Alex Avila, Nicholas Castellanos, Chad Green, Corey Knebel, James McCann, Andrew Miller, Rick Porcello, Drew Smyly and Devon Travis during his tenure as Vice President, Amateur Scouting.
- Recognized by *Baseball America* as the top scouting director of the 2000s.
- Prior to joining the Tigers, Chadd spent three seasons as the Director of Amateur Scouting for the Boston Red Sox, signing Jon Lester, Jonathan Papelbon and 2008 American League Most Valuable Player Dustin Pedroia.
- Spent eight seasons (1994-2001) in the Florida Marlins scouting department, last serving as the Director of Scouting during the 2001 season...joined the Marlins as an area scout covering the Midwest in 1994, before being promoted to Midwest crosschecker in 1998.
- Chadd spent four years as an assistant coach with Kansas State University (1992-93) and Wichita State University (1990-91).
- Played outfield for Kansas State University and was named an All-American in 1988.
- Earned a bachelor's degree in education and a master's degree in athletic administration from Wichita State University.
- Inducted into the Kansas Baseball Hall of Fame on January 30, 2010.
- He and his wife, Janet, reside in Detroit and have four children, Drew, Nate, Haley and Hannah.



## SCOTT BREAM

**VICE PRESIDENT,  
PLAYER PERSONNEL**

Entering his 32nd season in professional baseball, his 21st with the Tigers and fifth in his role as Vice President, Player Personnel...served in a variety of roles over 12 seasons (1999-2010) during his first stint with the Tigers.

- Is active in scouting at the Major League level for the Tigers, and is directly involved in special assignments for the organization.
- Served as the Tigers Director of Pro Scouting from 2013-15.
- Spent two seasons (2011-12) with the San Diego Padres as a Major League Scout/Special Assistant to the General Manager.
- Worked nine seasons as a Major League scout with the Tigers (2002-10).
- Joined the Tigers scouting team as an advance scout, spending three seasons in the role (1999-2001) before being named assistant general manager prior to the 2002 season.
- Played 10 seasons at the Minor League level with the Padres (1989-95), Chicago Cubs (1995) and Tigers (1996-98)...he saw action with Double A Jacksonville and Triple A Toledo in his three seasons as a player in the Tigers organization.
- Bream and his wife, Shelly, have two daughters, Brooke and Mackenzie.



# DAVE LITTLEFIELD

## VICE PRESIDENT, PLAYER DEVELOPMENT

Enters his sixth season in his current role and seventh season with the organization after joining the Tigers as a Major League scout on October 20, 2014.

- Oversees all aspects regarding player development in the Tigers Minor League system, including the club's academy in the Dominican Republic. Under his leadership, the system has risen in the MLB Pipeline rankings from near the bottom of baseball to No. 2 entering 2021.
- Joined the Tigers after a seven-season stint as a Special Assistant to the General Manager and Major League scout for the Chicago Cubs.
- Prior to joining the Cubs in 2007, he spent seven seasons as the General Manager of the Pittsburgh Pirates. During those seven seasons he oversaw the drafting and signing of Andrew McCutchen, Tony Watson, Neil Walker and Starling Marte. He also traded for the Pirates only Rookie of the Year in outfielder Jason Bay and 2006 NL batting champion Freddy Sanchez. For his efforts and those of his staff, the Pirates were named the 2002 Organization of the Year by Topps.
- Before joining the Pirates, he was the Assistant General Manager with the Florida Marlins, where he assisted the GM in all aspects of baseball operations, was in charge of the club's scouting efforts in the Far East and supervised the construction of the Marlins baseball academy in the Dominican Republic.
- Joined the Montreal Expos as an amateur scout in 1991 as a National Crosschecker and East Coast Supervisor. Within the Expos system, Littlefield advanced to Director of Player Development, a position he held for his final three seasons with Montreal.
- Began his MLB career with three seasons in the Tigers organization as an area scout and East Coast Scouting Supervisor.
- Prior to his front office career in the Majors, Littlefield served as an assistant baseball coach for three seasons at his alma mater, the University of Massachusetts, followed by three seasons in the same capacity at Clemson University.
- Signed out of high school by the Phillies as a Minor League free agent and caught for three years in the Phillies and Yankees farm systems...played football and earned a masters in sport management at UMass.
- Inducted into the Maine Baseball Hall of Fame in July, 2017 and was selected to the Mid Atlantic Scouts Association Hall of Fame in 2013.
- He and his wife, Joanna, have a daughter, Andrea, and a son, Derrick.



# JAY SARTORI

## SENIOR DIRECTOR, BASEBALL ANALYTICS & OPERATIONS

Enters his sixth season in the Tigers organization after being named Senior Director, Baseball Analytics & Operations on November 19, 2015. The 2021 season marks his 14th in baseball.

- Reporting to the Executive Vice President of Baseball Operations and General Manager, Sartori leads the club's baseball analytics, software engineering and performance science teams.
- Manages the club's integration of data analytics and technology into all other areas of Baseball Operations, including scouting, player development and the Major League operations.
- Contributes to all aspects of Major League and Minor League operations as it pertains to player transactions, market analyses, team payroll, salary arbitration and Major League rules and regulations.
- Prior to joining the Tigers, he spent three years at Apple, Inc., where he managed the App Store Sports and Entertainment categories and then App Store Business Operations.
- Before working at Apple, Sartori served as an Assistant General Manager for the Toronto Blue Jays (2011-13) and as Director, Baseball Operations for the Washington Nationals (2010).
- Worked four years (2006-09) with Major League Baseball's Labor Relations Department in the role of Manager of Salary and Contract Administration, where he served as a primary contact for club personnel with respect to the interpretation of the Major League Rules, the Collective Bargaining Agreement and other contractual and financial industry practices. He was also a key member of the MLB Collective Bargaining team that successfully negotiated a second consecutive CBA without a work stoppage in 2006.
- Prior to joining the Commissioner's Office, he worked in the investment banking industry for Robertson Stephens and Pacific Growth Equities.
- Graduated from Boston College in 2001 with BS in Finance and Management Information Systems.
- Originally from Lynnfield, MA, Sartori currently resides in Royal Oak, MI.



## JIM LOGUE

**DIRECTOR, BASEBALL ANALYTICS**

Enters his fifth season in the Tigers organization and his third in the role of Director, Baseball Analytics.

- Manages baseball analytical evaluation and research and development.
- Logue joined the Tigers organization in 2016 as Manager, Baseball Analytics.
- Prior to joining the Tigers, worked with the New York Yankees from 2007-2016 in various roles, most recently as Senior Analyst, Quantitative Analysis.
- Graduated from Amherst College with a degree in economics.
- Jim and his wife, Hillary, reside in Plymouth, MI.




## SAM MENZIN

**DIRECTOR, BASEBALL OPERATIONS & PROFESSIONAL SCOUTING**

Enters his ninth full season in the Tigers organization and fourth in the role of Director of Baseball Operations and Professional Scouting.

- He previously served as the club's Director of Baseball Operations, a position assumed in August 2015. Prior to that he served as Baseball Operations Analyst and Coordinator of Baseball Operations from 2013 to 2015. Menzin joined the Tigers organization in June, 2012 as a Baseball Operations Intern.
- In his current role, he is involved in all aspects of Major League operations including player procurement, contract negotiations, roster construction, salary arbitration, MLB rules and CBA compliance, advance scouting and Major League video operations.
- Additional responsibilities include assisting the Vice President of Player Personnel in all aspects of professional scouting.
- Prior to joining the Tigers, he served as a baseball operations intern for Turner-Gary Sports.
- He played baseball for four seasons at Swarthmore College (PA) and graduated in 2012 with a history degree.
- The native of Westbury, NY currently resides in Detroit, MI.



## ALAN AVILA

**ASSOCIATE COUNSEL,  
BASEBALL OPERATIONS**

Enters his sixth full season in the Tigers organization and his third in the role of Associate Counsel, Baseball Operations.

- In his current role, Avila provides legal support and service to all departments within the Tigers organization.
- Responsibilities include reviewing, drafting, managing, and enforcing the Tigers business contracts and operational agreements; assisting with negotiations, salary arbitration and grievances; ensuring compliance with applicable law and MLB rules and regulations.
- He attended Nova Southeastern University (FL), where he played baseball and graduated in 2011 with a degree in Business Administration.
- He earned his Juris Doctor degree from Florida International University College of Law in 2014.
- The native of Pembroke Pines, FL currently resides in Metro Detroit with his wife, Amy, and their son, Asher.



## KIRK GIBSON

**SPECIAL ASSISTANT TO THE  
EXECUTIVE VICE PRESIDENT OF  
BASEBALL OPERATIONS & GM**

Enters his third year with the Tigers front office as a special assistant to Executive Vice President of Baseball Operations and General Manager, Al Avila, after being named to the position on January 28, 2019.

- In his role, Gibson assists in on-field duties at both the Major League and Minor League levels, is involved in baseball operations personnel meetings, travels throughout the Minor League system and participates in community relations events.
- Returns to the broadcast booth for his 11th season on-air, serving as an analyst for Bally Sports Detroit's coverage of the Tigers. He also served as a color analyst on FSN Detroit from 1998-2002
- Originally drafted in the first round (12th overall) by the Tigers in the 1978 MLB Draft...was also selected in the seventh round of the NFL Draft by the St. Louis Cardinals that same year.
- Played 17 seasons in the Major Leagues with the Tigers (1979-87, 1993-95), Los Angeles (NL) (1988-90), Kansas City (1991) and Pittsburgh (1992)...batted .268/.352/.463 with 260 doubles, 255 home runs and 870 RBI in 1,635 games during his Major League career.
- Member of the Tigers 1984 World Championship team and was named the ALCS MVP, hitting .417 with one home run and two RBI...also was a member of the Los Angeles Dodgers 1988 World Championship team.
- Began his coaching career as a bench coach for the Tigers from 2003-05 under manager Alan Trammell.
- Served as the Diamondbacks bench coach from 2007 until assuming the interim manager title on July 1, 2010.
- Gibson managed the Arizona Diamondbacks for five seasons (2010-14)...he was named the BBWAA National League Manager of the Year in 2011 after leading Arizona to a National League Western Division title.
- Inducted into the College Football Hall of Fame on December 5, 2017.
- Kirk and his wife, JoAnn, have four children, Colleen, Kirk, Kevin, and Cameron...Kevin is an amateur scout with the Detroit Red Wings...Cameron was drafted by the Tigers in the fifth round of the 2015 MLB First-Year Player Draft.
- Over five seasons in the Tigers player development system, Cameron has hit .241/.324/.392 with 42 home runs and 217 RBI in 495 games.
- Started the Kirk Gibson Foundation in 1996 by awarding partial scholarships to men and women at Clarkston and Waterford Kettering High Schools in honor and memory of his parents. He has now repositioned the Kirk Gibson Foundation to promote cooperation, collaboration and teamwork in finding a cure for Parkinson's disease. More information can be found at [www.kirkgibsonfoundation.org](http://www.kirkgibsonfoundation.org) or on Twitter @23KGibby.



# WILLIE HORTON

## SPECIAL ASSISTANT TO THE EXECUTIVE VICE PRESIDENT OF BASEBALL OPERATIONS & GM

The "hometown hero" and former Tigers great, who enjoys success in several outside ventures, returns to the Tigers as an executive advisor and special assistant to share in the future prosperity of a team and a game for which he carries an undying passion.

- Was named as special assistant to the President in January, 2002.
- On May 22, 2019 the Detroit City Council named the intersection of Canfield St. and the John C. Lodge Service Drive be assigned the secondary name of Willie Horton Drive. Willie lived at three locations along Canfield, including the Jeffries Projects.
- In July, 2015, announced as spokesperson for the U.S. Navy film titled "The Birth of a Ship in a City Reborn", a film about the USS Detroit (LCS 7), a United States Navy Littoral Combat Ship.
- On June 20, 2015, awarded the "Hank Aaron Champion for Justice Award" by the Atlanta Braves and the National Center for Civil & Human Rights at the Braves third annual Heritage Weekend.
- On October 15, 2014, PACE Academy in Southfield, MI opened the Willie Horton Library.
- On April 12, 2013, Willie cast his hands in cement for the Detroit Historical Museum as a part of the Historical Society honoring legends who have always called Detroit "home." His hand cast with signature will be part of an outdoor exhibit in the museum's Legends Plaza.
- Named the inaugural recipient of the Abner Doubleday Patriot Player Award on November 18, 2011...the award was presented by the National Infantry Foundation and honors a Major Leaguer who has made significant contributions in support of the military and their families.
- Honored with The Order of Saint Maurice on June 14, 2006, the highest military honor to be given to civilians...he was the first athlete to receive the award.
- Received testimonial resolution for community leadership from the Detroit City Council on October 13, 2004...was also honored with the Spirit of Detroit Award by the Detroit City Council on July 21, 2004.
- Honored by Detroit Northwestern High School, his alma mater, when the school named the Willie Horton Baseball and Softball Diamonds on August 6, 2004...the diamonds added a monument in his honor in 2005.
- Had his birthday, October 18, permanently designated as "Willie Horton Day" in the state of Michigan when Governor Jennifer Granholm signed House Bill 5200 on April 7, 2004.
- Named by *Corp Magazine* as one of Michigan's most influential African-American business leaders in 2003.
- Named to the CATCH Hall of Fame on October 16, 2002 as a community leader.
- Joined the Tigers front office on June 18, 2001 as part of a baseball committee created by then-owner Mike Ilitch.
- Was honored by the Tigers in having his jersey number 23 retired and a Comerica Park statue in his likeness unveiled on July 15, 2000.
- An 18-year Major League veteran as an outfielder and designated hitter, he played 14 seasons in Detroit after signing at age 18 in 1961 following an outstanding baseball career at Detroit Northwestern High School.
- Produced nearly 2,000 hits, 325 home runs and maintained a .457 slugging percentage during his Major League career...finished with 1,163 RBI, a .273 lifetime average and 2,028 games played.
- Voted as a starting outfielder for the 1965 All-Star Game...collected 104 RBI that season, second-most in the American League, and ranked sixth in the league with a .490 slugging percentage.
- Struggled with an ankle injury in 1967, but returned to the All-Star Game in 1968...capped the season by batting .304 with a home run and three RBI in the World Series as the Tigers took the World Championship.
- Threw out St. Louis' Lou Brock at home plate during the Tigers 5-3 win in Game Five of the 1968 World Series.
- Tied a Major League record with 11 putouts in left field on July 18, 1969 at Cleveland.
- Named to the All-Star squad again in 1970 and 1973, hitting .305 and .316, respectively, and tallying 17 home runs in each of those seasons...named to seven All-Star Teams in his career, but played in only four due to injury.
- Received the 1975 American League "Outstanding Designated Hitter" award and was named the 1975 Tiger of the Year...hit .275 with 25 home runs in 1975, his first full season in the designated hitter role.
- Also earned league Designated Hitter and Comeback Player honors in 1979.
- Played for both Detroit and Texas in 1977, for Cleveland, Oakland and Toronto in 1978, and finished his professional career with Seattle in 1979-80...hit 29 home runs in 1979 and collected 106 RBI.
- Became the 43rd player in Major League history to collect 300 career home runs when he went deep off Jack Morris in the Kingdome on June 6, 1979.
- Hit 20-or-more homers in seven of his seasons and remains fifth on the Tigers all-time list with 262.
- Named to the "Tigers Greatest" team as selected by fans in 1969.
- Played for and managed Valencia in the 1978-79 Venezuelan Winter League, capturing the Caribbean Title.
- Held coaching positions with the Tigers, Oakland Athletics, New York Yankees and Chicago White Sox.
- Departed Tiger Stadium in uniform during 1967 in a desperate attempt to quell rioting in Northwest Detroit.
- Served as second deputy chief and executive director chief for the Detroit Police Athletic League (PAL), and worked with the United Way, the Boys & Girls Clubs of America, the Meals on Wheels Program and the Foundation Fighting Blindness...also served as an advisory committee member of the Skillman Foundation and was a J.C. Penney Golden Rule Award panel member.
- Inducted into the Military Hall of Fame for his service as a guest speaker on many occasions in the U.S. and abroad...enshrined in both the Afro-American Hall of Fame (1992) and Michigan Sports Hall of Fame (1987).
- He and wife, Gloria, have seven children, 21 grandchildren, 22 great-grandchildren and two great-great grandchildren.



# JIM LEYLAND

## SPECIAL ASSISTANT TO THE EXECUTIVE VICE PRESIDENT OF BASEBALL OPERATIONS & GM

In his 57th season of professional baseball, the third-winningest manager in franchise history continues to make an impact in the organization following his retirement from the dugout, serving as a special assistant and advisor to Executive Vice President of Baseball Operations and General Manager, Al Avila.

- Named to his current position following his retirement from a 22-year managerial career, including eight seasons with Detroit.
- Retired from managing ranked 15th all-time with 1,769 wins and 14th with 3,499 games managed.
- Led Team USA to a championship in the 2017 World Baseball Classic.
- Guided the Tigers to the postseason four times during his managerial career with the club, including winning the American League Central Division title in three consecutive seasons from 2011-13 -- he is the only manager in franchise history to lead the club to the postseason four times.
- The Tigers advanced to the World Series twice during his managerial tenure, doing so in 2006 and 2012 -- he joins Hughie Jennings and Mickey Cochrane as the only managers to lead the club to the World Series multiple times.
- Recorded the 700th and final regular season win of his Tigers career on September 25, 2013 at Minnesota to clinch the American League Central Division Crown -- he is one of only three managers in franchise history to post 700 career wins with the club.
- Managed the American League All-Star squad to a 3-0 victory at the 84th Major League Baseball All-Star Game at Citi Field in New York in 2013...also managed the American League club in 2007, and was the National League manager in 1998.
- Tabbed the American League Manager of the Year by both the BBWAA and *The Sporting News* in 2006 after guiding the Tigers to the franchise's first playoff berth since 1987...selected the Major League Manager of the Year by *Baseball America*.
- Named the best manager in the American League by *Baseball America* in 2006, 2007 and 2012.
- Appointed the 36th manager in Tigers history on October 4, 2005.
- Spent six seasons (2000-05) as a Major League scout for the St. Louis Cardinals -- scouted National League clubs from Pittsburgh and American League clubs from Cleveland.
- Spent 14 seasons as a manager at the Major League level for the Pittsburgh Pirates (1986-96), Florida Marlins (1997-98) and Colorado Rockies (1999).
- Won three straight National League East Division championships with the Pirates from 1990-92...advanced to the postseason with the Marlins as the National League's Wild Card winner in 1997, eventually defeating Cleveland to claim the World Series title.
- Named the National League Manager of the Year by the BBWAA in 1990 and 1992...earned the same honor from *The Sporting News* in 1988, 1990 and 1992.
- Served as Tony La Russa's third base coach for four seasons (1982-85) with the Chicago White Sox, before being named the 33rd manager in Pirates history on November 20, 1985.
- Managed for 11 seasons at the Minor League level in the Tigers organization from 1971-81, advancing to the postseason six times, and claiming his respective league championship three times.
- Selected as the manager of the year in the Florida State League in both 1977 and 1978, while he earned the same honor in the American Association in 1979.
- Spent six seasons as a catcher in the Tigers organization from 1964-69.
- Earned the Dapper Dan Man of the Year Award in 1990, an honor given to a Pittsburgh Sports Figure for outstanding achievement on a national level.
- A native of Perrysburg, OH, he lettered in football, basketball and baseball at Perrysburg High School...the school's baseball field is named after Leyland...inducted into Perrysburg High School's Hall of Fame on February 2, 2007.
- Inducted into the Florida State League Hall of Fame on November 10, 2010.
- Served as the Grand Marshal of America's Thanksgiving Day Parade on November 28, 2013.
- He, his wife, Katie and their two children, Patrick and Kellie reside in Pittsburgh, PA during the offseason.
- His son, Patrick, was selected by the Tigers in the eighth round of the 2010 MLB Draft.





# LANCE PARRISH

**SPECIAL ASSISTANT TO THE  
EXECUTIVE VICE PRESIDENT OF  
BASEBALL OPERATIONS & GM**

Entering his second year in his role with the club's front office, the legendary Tigers catcher and coach serves as a special assistant and advisor to Executive Vice President of Baseball Operations and General Manager, Al Avila.

- Named to his current position on November 12, 2019 after a two-year stint as manager of Single A West Michigan, where he led the Whitecaps to a combined 118-160 record, including one playoff berth.
- In his role, Parrish works with Tigers Major and Minor League players in a variety of areas related to their on-field development, and participate in baseball operations personnel meetings throughout the year. Parrish, who resides in Clarkston, MI, will visit the club's affiliates during the season.
- Prior to his time with the Whitecaps, Parrish managed for four seasons with Double A Erie (2014-17), posting a career-high 71 wins in his first season leading the club. His other stints as a coach in the Tigers system include as Major League bullpen coach (2000, 2003-05) and third base coach (1999, 2001).
- Served as color analyst on Detroit games on UPN-50 during the 2002 season.
- Before taking a break from professional coaching, Parrish managed the Ogden Raptors of the Pioneer League (2006) and was named inaugural manager of the Great Lakes Loons of the Midwest League in 2007.
- He began the 1997 season on the coaching staff of Double A San Antonio in the Los Angeles Dodgers system, before earning a promotion to manager during the 1998 campaign.
- Spent the 1996 season as a roving catching instructor with Kansas City.
- Prior to his coaching career, Parrish played for the Tigers from 1977-86 after being selected with the club's first pick (16th overall) in the June 1974 MLB Draft. Parrish's legendary career helped bring the 1984 World Series Championship to Detroit, and ranks as one of the franchise's greatest backstops of all-time.
- In addition to three Gold Glove Awards (1983-85), he won the Silver Slugger Award at catcher six times (1980, 1982-84, 1986, 1990) and was a eight-time All-Star. Hit .252/.313/.440 over 1,988 career games, with 305 doubles, 27 triples, 324 home runs and 1070 RBI.
- Retired after a 19 season Major League career, spending time with the Tigers, Angels (1989-92), Mariners (1992), Indians (1993), Pirates (1994) and Blue Jays (1995).



# ALAN TRAMMELL

## SPECIAL ASSISTANT TO THE EXECUTIVE VICE PRESIDENT OF BASEBALL OPERATIONS & GM

Entering his seventh season as a special assistant to Executive Vice President of Baseball Operations and General Manager, Al Avila, the former Tigers manager and Baseball Hall of Famer remains integral to the organization's baseball operations.

- Named to his current position on November 3, 2014 after spending four years as the bench coach for the Arizona Diamondbacks.
- In his role, Trammell assists in coaching at both the Major and Minor League levels of the organization, is involved in baseball operations personnel meetings, travels throughout the Minor League system and participates in community relations engagements.
- Elected to the National Baseball Hall of Fame by the Modern Baseball Era Committee on December 10, 2017...was officially inducted on July 29, 2018 in Cooperstown, NY.
- Had his uniform #3 retired by the Tigers on August 26, 2018 at Comerica Park...became the eighth Tiger player to receive this honor.
- Served as the bench coach for the Chicago Cubs from 2007-10, helping the team to back-to-back NL Central Division titles in 2007-08.
- Became the 35th manager in Tigers history in October, 2002, leading the club from 2003-05.
- Spent three seasons as the first base coach of the San Diego Padres from 2000-02.
- Served in the Tigers organization as an assistant to baseball operations, focusing on player instruction and scouting, in 1997-98 and as the Tigers hitting coach in 1999.
- One of the best players in Tigers history, Trammell spent all 20 years of his playing career with the Tigers, hitting .285/.352/.415 with 185 home runs and 1,003 RBI in 2,293 games.
- One of only three players in franchise history to play 20-or-more seasons in a Tigers uniform, joining Ty Cobb and Al Kaline.
- Ranks in the top 10 of many Tigers all-time franchise records for position players, including: bWAR (5th, 70.7), stolen bases (5th, 236), games played (5th, 2,293), doubles (6th, 412), hits (7th, 2,365) and RBI (8th, 1,003).
- A six-time All-Star selection during his playing days (1980, 1984-85, 1987-88, 1990), he won four Gold Glove awards at shortstop (1980-81, 1983-84) and three Silver Slugger Awards as the top offensive shortstop (1987-88, 1990). Also accrued the most defensive bWAR (22.7) of any player in franchise history.
- Combined with teammate Lou Whitaker to hold the AL record after playing in 1,918 games together at shortstop and second base.
- Finished second in the balloting for American League Most Valuable Player in 1987, posting career bests with a .343 batting average, 205 hits, 28 home runs and 105 RBI while leading the Tigers to the American League East Division title.
- Earned Most Valuable Player honors during the 1984 World Series after hitting .450 (9x20) with two home runs and six RBI as the Tigers defeated the Padres in five games.
- Made his debut in 1977 at 19 years old after being selected in the second round of the 1976 MLB Draft.
- Inducted into the Michigan Sports Hall of Fame in 2000 and the San Diego Hall of Champions' Breitbard Hall of Fame and Polish-American Sports Hall of Fame in 1998.
- He and his wife, Barbara, have three adult children, Lance, Kyle and Jade.



# MIKE RUSSELL

**SPECIAL ASSISTANT TO THE  
EXECUTIVE VICE PRESIDENT OF  
BASEBALL OPERATIONS & GM**

In his 33rd season in professional baseball, Russell continues in his role as a Special Assistant to Executive Vice President of Baseball Operations and General Manager, Al Avila, after being named to the position on November 4, 2016.

- Spent two seasons in the Diamondbacks organization, serving as a Special Assistant to Senior Vice President... oversaw the team's Pro Scouting Department and advised on player trades and acquisitions.
- Prior to his tenure in Arizona, he worked on the Tigers Major League scouting staff from 2002-14...primary role was scouting National League Eastern Division teams and players, which aided in the acquisition of Miguel Cabrera from the Florida Marlins in 2007.
- Spent two seasons with the Toronto Blue Jays from 1994-96 as an area supervisor and Latin America scout, before a six-year stint with the Florida Marlins beginning in 1996 as an area supervisor and special assignment scout.
- Began his pro career as an area supervisor with the San Francisco Giants in 1988-89...returned to the Giants as a national crosschecker from 1991-93.
- Worked as a recruiting coordinator for the University of Tennessee in 1990.
- Has scouted for four World Series teams (1989 Giants, 1997 Marlins, and 2006 and 2012 Tigers) and signed seven Major League players, including Billy Koch, Cesar Izturis and Pat Rapp.
- Inducted into the Professional Baseball Scouts Hall of Fame in 2013.
- He and his wife, Jodi, have a daughter, Katie, and reside in Gulf Breeze, FL.



## DAN LUNETTA

### Director, Minor League Operations

Entering his 17th season with the Tigers organization, Lunetta was named the Director of Minor League Operations on December 8, 2004.

- Based out of Lakeland, FL, and oversees the day-to-day player development business/administrative operations of the Minor League system, which includes the club's six U.S. based Minor League affiliates.
- Responsible for maintaining the player development system's compliance with Major League rules, and also oversees the Tigers entire baseball operations budget.
- Supervises the Florida baseball operations at TigerTown, including Spring Training, extended Spring Training, Gulf Coast League and Florida Instructional League, while he also served as the baseball operations point person for the Tigers renovation project at TigerTown in Lakeland.
- Lunetta was selected as the recipient of the 2016 Sheldon "Chief" Bender Award, presented to an individual in Minor League Baseball with distinguished service and a track record of being instrumental in player development.
- Prior to joining the Tigers organization he spent two seasons as a Special Assistant to the General Manager with the Montreal Expos (2002-03).
- Lunetta spent 10 seasons with the Florida Marlins, joining the organization as the Director of Minor League Administration on December 1, 1991, before being promoted to Director of Major League Administration on November 1, 1998.
- Served two seasons (1990-91) as the General Manager of Triple A Rochester in the International League.
- He spent the 1989 season as the Director of Team Travel and Spring Training Coordinator for the Cincinnati Reds, after serving the previous three seasons as the Director of Team Travel with Montreal (1986-88).
- Spent the 1985 season as the Director of Baseball Operations with Triple A Buffalo in the International League.
- Began his baseball career in 1980 as the General Manager of Single A Jamestown in the New York-Penn League, while also serving as the assistant spring training coordinator with Montreal.
- Lunetta was a 2014 Inductee into the Chautauqua County (NY) Sports Hall of Fame.
- A native of Jamestown, NY, Lunetta is a graduate of State University of New York at Brockport and resides in Lakeland, FL, with his wife, Jhoanna, and sons, Anthony and Samuel.



## SCOTT PLEIS

### Director, Amateur Scouting

- Enters his 14th season in the Tigers organization and the 11th full season in his current role...is responsible for the day-to-day activities of the club's amateur scouting department.
- Under his direction, the Tigers have selected a number of standout amateur players, including five who enter the 2021 season ranked among MLB Pipeline's top 25 prospects: INF Spencer Torkelson (No. 3), RHP Casey Mize (11), OF Riley Greene (21), LHP Tarik Skubal (24) and RHP Matt Manning (25).
- Pleis joined the Tigers as a national crosschecker following the 2007 season, a position he held until being named to his current position on August 6, 2010.
- Prior to joining the Tigers, Pleis served as the East Coast Crosschecker with the Chicago Cubs for three years (2005-07), and served as an area scout with the New York Yankees for 10 years (1995-2004).
- Was a fourth round draft selection by the Toronto Blue Jays in 1981, he played two seasons in the Blue Jays organization (1981-82), and three in the St. Louis Cardinals organization (1983-85), before retiring following the 1985 season.
- Pleis and his wife, Lisa, have two sons, Austin and Brock.



## CHERYL EVANS

### Director, Minor League and Scouting Administration

- Enters her 41st season in professional baseball and 17th with the Tigers after joining the club in February, 2005.
- Before joining the Tigers in 2005, she spent the previous three seasons as the Director of Minor League Administration with the Florida Marlins...joined the Marlins in 1991 as the administrative assistant to the scouting department, a position she held until being named manager of scouting administration following the 1998 season.
- She spent the 1990 and 1991 seasons as the administrative assistant to the scouting department with the Montreal Expos, where she also served as an office manager from 1985-89.
- Evans began her career in professional baseball while still in college as a seasonal employee at the Montreal Expos Spring Training home in West Palm Beach in 1969, and remained with the organization in that role until 1974.
- Currently resides in Lakeland, FL with her husband, Tom. They have two grown children and three grandchildren: son, Mike, and his wife, Karolyn, reside in Rutherfordton, NC with their son, Landry, while daughter, Cori, and her husband, Bryan, reside in Lakeland, FL with their daughter, Addi and son, Jake.





## TOM MOORE

### Director, International Operations

- Entering his 27th season in baseball and 16th season with the Tigers.
- Oversees all aspects of the Tigers international operations, which includes managing operations and signing bonus budgets as well as the international amateur and professional scouting efforts in Latin/South America, Asia, Australia and Europe.
- As director of the department, has been involved in scouting and signing of numerous big league players, including these players who appeared in the Major Leagues in 2020: Willy Adames, Anthony Castro, Harold Castro, Avisail García, Hernán Pérez, Gregory Soto and Eugenio Suárez.
- Joined the Tigers organization on November 30, 2005 as the Assistant Director of Professional and International Scouting...prior to joining the Tigers organization, Moore spent the previous 11 seasons with the Boston Red Sox, including four years as the Assistant Director of Professional and International Scouting and four years as the Assistant Director of Scouting.
- Began his baseball career in February, 1995 as an intern in the Boston Red Sox baseball operations department... in May of that year he took over the Major League video coordinator duties before joining the club full time as a baseball operations assistant in January, 1996.
- A 1995 graduate from Springfield College, Moore lives in Reading, MA with his wife, Kerri, sons, William and Timothy, and daughter, Emma.



## MIGUEL GARCIA

### Director, Latin American Operations

- Entering his 37th season in professional baseball and his 16th season with the Tigers after joining the organization on November 30, 2005.
- Garcia is responsible for all aspects of the club's baseball operations efforts in Venezuela and also responsible for the supervision of scouting efforts in Latin America and other special assignments.
- Among the players signed during his tenure are Sandy Baez, Harold Castro, Avisail García, Dixon Machado, Melvin Mercedes, Steven Moya, Jose Ortega, Hernán Pérez, Bruce Rondón, Gregory Soto and Eugenio Suárez, who all have seen action at the Major League level with the Tigers. Additionally, Garcia had a hand in signing Willy Adames, who reached the Major Leagues in 2018 with Tampa Bay.
- Prior to joining the Tigers organization, Garcia spent the previous four seasons as the Coordinator of Latin American Scouting for the Boston Red Sox and served as a scout and supervisor of operations in Venezuela with the Florida Marlins organization from 1997-2001.
- A lefthanded pitcher, Garcia was signed by the California Angels as a non-drafted free agent in 1984 and made his Major League debut with the club in 1987...in addition to his time with the Angels in 1987, Garcia saw action with the Pittsburgh Pirates in three seasons (1987-89).
- Garcia assisted current Tigers Executive Vice President of Baseball Operations and General Manager Al Avila with Florida's signing of Miguel Cabrera.
- Garcia and his wife, Adriana, reside in Wesley Chapel, FL, with their daughters, Mariangelica and Anacorina.





# DETROIT TIGERS **IMPACT** DURING COVID-19

APRIL THROUGH DECEMBER 2020

## \$1 MILLION

Ilitch family contribution for part-time staff relief



## 51,900 MASKS

donated to community partners



## \$250,000

donated by Rosangel and Miguel Cabrera



## 4,200

meals donated to youth through the Home Plate Project



nearly

## \$20,000

in support of local veterans



## OVER 100

front line workers honored throughout the season

To learn more about how the Detroit Tigers impact the community, visit [tigers.com/community](https://tigers.com/community)

---

# MANAGER & COACHING STAFF

---





# 14 A.J. HINCH

MANAGER

BORN: MAY 15, 1974

HOMETOWN: MIDWEST CITY, OK

**Opening Day Age:** 46**Former Position:** Catcher**Managerial Experience:** Seven Seasons - Arizona (2), Houston (5)**Postseason Highlights:** WS Championship (2017), AL Pennant (2019)

On October 30, 2020, A.J. Hinch was named the 39th manager in Detroit Tigers history. Hinch has one of the most diverse range of experiences of any manager in baseball, including having success in roles as a player, manager and front office executive since breaking into professional baseball in 1997.

- Enters the 2021 campaign with a 570-452 career managerial record after stints with Arizona (2009-10) and Houston (2015-19)...entering the 2021 campaign, he leads active Major League managers (min. seven seasons) in career win percentage at .558.
- Did not manage during the 2020 season while serving a one-year suspension from Major League Baseball.
- Under his leadership in his most recent managerial post in Houston, the Astros reached the playoffs four times in five seasons, including in his first year as manager in 2015...that playoff appearance snapped a nine-year drought for Houston, posting a 16-win improvement from the club's record the year before.
- En route to a franchise-record .594 winning percentage during his time with the Astros, Hinch led the club to 100-plus wins in three-straight seasons (2017-19), a World Series Championship (2017) and American League Pennant (2019).
- For his efforts during the 2017 season, he was named the *Baseball America* Manager of the Year and Esurance MLB Award as Major League Baseball's Best Manager...following his first season in Houston in 2015, he finished second in voting for 2015 BBWAA American League Manager of the Year Award.
- Managed the 2018 American League All-Star Team to a 10-inning, 8-6 victory at Nationals Park in Washington, D.C.
- His first managerial post was with Arizona, serving in the role for parts of the 2009 and 2010 seasons... he was 34 years-old at the time of his appointment, the youngest manager in the Major Leagues.
- Between his time as manager in Arizona and Houston (2011-14) he worked in San Diego's front office, serving as Vice President of Scouting and Assistant General Manager...in that role he oversaw all aspects of the club's professional scouting and medical departments, while assisting with the club's roster composition, player acquisitions, talent evaluation and contract negotiations.
- Had additional front office experience with Arizona, where he worked from 2005-09 following his retirement as a player...held multiple roles including Director of Player Development until being named the club's field manager in 2009.
- Had a seven-year Major League playing career, suiting up for 350 games between Oakland (1998-2000), Kansas City (2001-02), Detroit (2003) and Philadelphia (2004)...over his career, the catcher hit .219/.280/.356 with 28 doubles, 32 home runs and 112 RBI.
- During his lone season in Detroit, Hinch played for then-manager and current Special Assistant to the General Manager, Alan Trammell, batting .203 (15x74) with three homers and 11 RBI over 27 games.
- Was drafted three times as an amateur, eventually signing with Oakland after being selected in the third round of the 1996 MLB Draft.
- Played collegiately at Stanford University, where he established himself as one of the best catchers in the country...was a three-time All-American and All-Pac-10 team selection, and two-time Pac-10 Player of the Year, while leading the Cardinal to the College World Series in 1996 and finishing the season as a finalist for the Golden Spikes Award.
- During his time in Palo Alto, Hinch earned his Bachelor of Science in psychology and was a member of the 1996 bronze medal-winning U.S. Olympic Baseball Team.



## RECORD AS A MANAGER

| Year                | Club    | League   | W   | L   | Pct. | Div. Finish     | Games +/- |
|---------------------|---------|----------|-----|-----|------|-----------------|-----------|
| 2009                | Arizona | National | 58  | 75  | .436 | 5th             | +25.0     |
| 2010                | Arizona | National | 31  | 48  | .392 | 5th             | +27.0     |
| 2015                | Houston | American | 86  | 76  | .531 | 2nd             | +2.0      |
| 2016                | Houston | American | 84  | 78  | .519 | 3rd             | +11.0     |
| 2017                | Houston | American | 101 | 61  | .623 | 1st             | -21.0     |
| 2018                | Houston | American | 103 | 59  | .636 | 1st             | -6.0      |
| 2019                | Houston | American | 107 | 55  | .660 | 1st             | -10.0     |
| AL TOTALS           |         |          | 481 | 329 | .594 |                 |           |
| NL TOTALS           |         |          | 89  | 123 | .420 |                 |           |
| MAJOR LEAGUE TOTALS |         |          | 570 | 452 | .558 | (Seven Seasons) |           |

## RECORD AS A PLAYER

| Year                | Club         | AVG  | G   | AB    | R   | H   | TB  | 2B  | 3B | HR | RBI | SH | SF | HB | BB  | SO  | SB | CS | OBP  | SLG  | E  |
|---------------------|--------------|------|-----|-------|-----|-----|-----|-----|----|----|-----|----|----|----|-----|-----|----|----|------|------|----|
| 1997                | Modesto      | .309 | 95  | 333   | 70  | 103 | 194 | 25  | 3  | 20 | 73  | 4  | 4  | 11 | 42  | 68  | 8  | 3  | .400 | .583 | 0  |
|                     | Edmonton     | .376 | 39  | 125   | 23  | 47  | 66  | 7   | 0  | 4  | 24  | 0  | 0  | 3  | 20  | 13  | 2  | 0  | .473 | .528 | 0  |
| 1998                | Oakland      | .231 | 120 | 337   | 34  | 78  | 115 | 10  | 0  | 9  | 35  | 13 | 7  | 4  | 30  | 89  | 3  | 0  | .296 | .341 | 9  |
| 1999                | Vancouver    | .377 | 15  | 61    | 9   | 23  | 32  | 3   | 0  | 2  | 7   | 0  | 0  | 1  | 3   | 12  | 1  | 1  | .415 | .525 | 0  |
|                     | Oakland      | .215 | 76  | 205   | 26  | 44  | 71  | 4   | 1  | 7  | 24  | 9  | 1  | 2  | 11  | 41  | 6  | 2  | .260 | .346 | 5  |
| 2000                | Sacramento   | .266 | 109 | 417   | 65  | 111 | 156 | 23  | 2  | 6  | 47  | 2  | 5  | 7  | 45  | 67  | 5  | 5  | .344 | .374 | 0  |
|                     | Oakland      | .250 | 6   | 8     | 1   | 2   | 2   | 0   | 0  | 0  | 0   | 0  | 0  | 0  | 1   | 0   | 0  | 0  | .333 | .250 | 1  |
| 2001                | Omaha        | .321 | 45  | 168   | 28  | 54  | 98  | 14  | 0  | 10 | 33  | 0  | 1  | 1  | 11  | 33  | 1  | 0  | .365 | .583 | 0  |
|                     | Kansas City  | .157 | 45  | 121   | 10  | 19  | 40  | 3   | 0  | 6  | 15  | 1  | 1  | 3  | 8   | 26  | 1  | 1  | .226 | .331 | 3  |
| 2002                | Kansas City  | .249 | 72  | 197   | 25  | 49  | 79  | 7   | 1  | 7  | 27  | 2  | 0  | 3  | 18  | 35  | 3  | 3  | .321 | .401 | 4  |
| 2003                | Toledo       | .259 | 55  | 185   | 20  | 48  | 77  | 15  | 1  | 4  | 23  | 2  | 1  | 4  | 13  | 38  | 0  | 1  | .320 | .416 | 0  |
|                     | DETROIT      | .203 | 27  | 74    | 7   | 15  | 29  | 3   | 1  | 3  | 11  | 1  | 2  | 2  | 3   | 18  | 0  | 0  | .247 | .392 | 2  |
| 2004                | Scranton/WB  | .230 | 77  | 265   | 21  | 61  | 78  | 9   | 1  | 2  | 32  | 1  | 3  | 8  | 24  | 48  | 0  | 0  | .310 | .294 | 0  |
|                     | Philadelphia | .182 | 4   | 11    | 1   | 2   | 3   | 1   | 0  | 0  | 0   | 0  | 0  | 0  | 0   | 4   | 0  | 0  | .182 | .273 | 0  |
| 2005                | Scranton/WB  | .279 | 85  | 269   | 30  | 75  | 103 | 15  | 2  | 3  | 44  | 2  | 4  | 9  | 22  | 45  | 0  | 0  | .349 | .383 | 8  |
| MINOR LEAGUE TOTALS |              | .286 | 520 | 1,823 | 266 | 522 | 804 | 111 | 9  | 51 | 283 | 11 | 18 | 44 | 180 | 324 | 17 | 10 | .361 | .441 | 8  |
| MAJOR LEAGUE TOTALS |              | .219 | 350 | 953   | 104 | 209 | 339 | 28  | 3  | 32 | 112 | 26 | 11 | 14 | 71  | 214 | 13 | 6  | .280 | .356 | 24 |



# 53

## SCOTT COOLBAUGH

HITTING COACH

BORN: JUNE 13, 1966

HOMETOWN: BINGHAMTON, NY

Opening Day Age: 54

Former Position: Infielder

Years as Professional Player: 13 (1987-1999)

Enters his first season on the Tigers coaching staff as the club's hitting coach, after serving as the assistant hitting coach for the Chicago White Sox during the 2020 season.

- Has over 20 years of experience as a professional hitting coach between 1999 and present, recently helping to develop and grow some of the sport's most successful players.
- Working with White Sox hitters during the 2020 season, the club posted one of the best offensive campaigns in recent memory...as a team they ranked among the American League leaders in many offensive categories, including: first in slugging percentage (.453) and average fly ball distance (328.6 feet), second in batting average (.261), and tied for third in extra-base hits (196)...slugger José Abreu also earned AL Most Valuable Player honors following the season.
- Spent 2019 with Triple A Oklahoma City as hitting coach, working closely with young Dodgers talent such as top prospect Gavin Lux, who was *Baseball America's* Minor League Player of the Year that season...the club also ranked third in the Pacific Coast League in walks (573).
- Was the Major League hitting coach for Baltimore from 2015-18...during his tenure with the Orioles, the club had the third-highest home run total (890) of any in the Major Leagues, while also ranking eighth in total bases (9,367) and ninth in slugging percentage (.423)...Baltimore led baseball with 253 homers in 2016, and seven Orioles hit 20-plus longballs in 2017.
- Spent eight seasons (2007-14) in the Texas organization as a hitting instructor, including time as the



## 2021 TIGERS

Major League hitting coach from June of 2011 through the end of the 2012 season...in 2011, the Rangers led the big leagues in batting average (.283), and won the American League pennant...Texas led baseball in runs scored (808) and ranked second in the AL in batting average (.272) during the 2012 campaign.

- Prior to joining the Major League staff with the Rangers, he worked as a hitting coach in the club's Minor League system from 2007-11, including time with Double A Frisco (2007-08), Triple A Oklahoma City (2009-10) and Triple A Round Rock (2011, 13)...began his coaching career in the Arizona system from 1999-2004.
- The former third baseman played in parts of four seasons in the Major Leagues, spending time with Texas (1989-1990), San Diego (1991) and St. Louis (1994)...posted a combined .215/.281/.310 slashline with eight homers and 41 RBI over 167 career games.
- Originally drafted by Texas in the third round of the 1987 MLB Draft out of the University of Texas...was an All-American with the Longhorns, hitting .361 with 15 home runs as a junior in 1987...his .351 career batting average ranks as the 13th highest in school history.
- Serves on the Board of Directors for Diamond Dreams, a non-profit organization that honors the memory of his brother, Mike, by promoting safety in the game of baseball and providing support to members of the baseball community in need...Mike Coolbaugh died while coaching first base for the Tulsa Drillers in July of 2007.

### RECORD AS A MANAGER

| Year                | Club        | League     | W   | L   | Pct. | Div. Finish | Games +/- |
|---------------------|-------------|------------|-----|-----|------|-------------|-----------|
| 2000                | High Desert | California | 48  | 92  | .436 | 5th         | -41.0     |
| 2001                | Lancaster   | California | 61  | 79  | .436 | 5th         | -30.0     |
| 2003                | El Paso     | Texas      | 67  | 73  | .479 | 3rd         | -21.5     |
| 2004                | El Paso     | Texas      | 48  | 89  | .350 | 4th         | -36.5     |
| MINOR LEAGUE TOTALS |             |            | 224 | 333 | .402 |             |           |

### RECORD AS A PLAYER

| Year                 | Club             | AVG         | G         | AB         | R         | H         | TB        | 2B       | 3B       | HR       | RBI       | SH       | SF       | HB       | BB        | SO        | SB       | CS          | OBP         | SLG         | E         |
|----------------------|------------------|-------------|-----------|------------|-----------|-----------|-----------|----------|----------|----------|-----------|----------|----------|----------|-----------|-----------|----------|-------------|-------------|-------------|-----------|
| 1987                 | Port Charlotte   | .275        | 66        | 233        | 27        | 64        | 91        | 21       | 0        | 2        | 20        | 1        | 2        | 0        | 24        | 56        | 0        | 1           | .340        | .291        | 16        |
| 1988                 | Tulsa            | .270        | 136       | 470        | 52        | 127       | 189       | 15       | 4        | 13       | 75        | 2        | 8        | 1        | 76        | 79        | 2        | 4           | .368        | .402        | 25        |
| 1989                 | Oklahoma City    | .260        | 144       | 527        | 66        | 137       | 219       | 28       | 0        | 18       | 74        | 2        | 3        | 2        | 57        | 93        | 1        | 2           | .333        | .416        | 30        |
|                      | <b>Texas</b>     | <b>.275</b> | <b>25</b> | <b>51</b>  | <b>7</b>  | <b>14</b> | <b>21</b> | <b>1</b> | <b>0</b> | <b>2</b> | <b>7</b>  | <b>1</b> | <b>0</b> | <b>4</b> | <b>12</b> | <b>0</b>  | <b>0</b> | <b>.321</b> | <b>.412</b> | <b>2</b>    |           |
| 1990                 | Oklahoma City    | .225        | 76        | 293        | 39        | 66        | 105       | 17       | 2        | 6        | 30        | 0        | 3        | 1        | 27        | 62        | 0        | 1           | .290        | .358        | 15        |
|                      | <b>Texas</b>     | <b>.200</b> | <b>67</b> | <b>180</b> | <b>21</b> | <b>36</b> | <b>48</b> | <b>6</b> | <b>0</b> | <b>2</b> | <b>13</b> | <b>4</b> | <b>1</b> | <b>1</b> | <b>15</b> | <b>47</b> | <b>1</b> | <b>0</b>    | <b>.264</b> | <b>.267</b> | <b>10</b> |
| 1991                 | Las Vegas        | .287        | 60        | 209        | 29        | 60        | 94        | 9        | 2        | 7        | 29        | 0        | 2        | 0        | 34        | 53        | 2        | 2           | .384        | .450        | 19        |
|                      | <b>San Diego</b> | <b>.217</b> | <b>60</b> | <b>180</b> | <b>12</b> | <b>39</b> | <b>55</b> | <b>8</b> | <b>1</b> | <b>2</b> | <b>15</b> | <b>4</b> | <b>1</b> | <b>1</b> | <b>19</b> | <b>45</b> | <b>0</b> | <b>3</b>    | <b>.294</b> | <b>.306</b> | <b>7</b>  |
| 1992                 | Las Vegas        | .241        | 65        | 199        | 30        | 48        | 89        | 13       | 2        | 8        | 39        | 1        | 1        | 3        | 19        | 52        | 0        | 0           | .315        | .447        | 7         |
|                      | Nashville        | .255        | 59        | 188        | 25        | 48        | 77        | 8        | 3        | 5        | 23        | 2        | 5        | 0        | 32        | 50        | 3        | 2           | .356        | .410        | 0         |
| 1993                 | Rochester        | .245        | 118       | 421        | 52        | 103       | 191       | 26       | 4        | 18       | 67        | 1        | 2        | 2        | 27        | 110       | 0        | 0           | .292        | .454        | 23        |
| 1994                 | Louisville       | .303        | 94        | 333        | 60        | 101       | 195       | 25       | 6        | 19       | 75        | 0        | 4        | 10       | 39        | 69        | 3        | 5           | .389        | .586        | 14        |
|                      | <b>St. Louis</b> | <b>.190</b> | <b>15</b> | <b>21</b>  | <b>4</b>  | <b>4</b>  | <b>10</b> | <b>0</b> | <b>0</b> | <b>2</b> | <b>6</b>  | <b>0</b> | <b>1</b> | <b>0</b> | <b>1</b>  | <b>4</b>  | <b>0</b> | <b>0</b>    | <b>.217</b> | <b>.476</b> | <b>0</b>  |
| 1995                 | Hanshin          | .278        | 127       | 468        | 56        | 130       | 223       | 25       | 1        | 22       | 77        | 1        | 6        | 4        | 53        | 102       | 1        | 5           | .352        | .476        | -         |
| 1996                 | Hanshin          | .210        | 48        | 167        | 14        | 35        | 47        | 4        | 1        | 2        | 16        | 0        | 1        | 1        | 13        | 39        | 1        | 0           | .269        | .281        | -         |
|                      | Ottawa           | .208        | 58        | 173        | 20        | 36        | 59        | 12       | 1        | 3        | 22        | 1        | 4        | 0        | 23        | 37        | 2        | 2           | .295        | .341        | 4         |
| 1997                 | Birmingham       | .289        | 68        | 235        | 35        | 68        | 119       | 18       | 0        | 11       | 50        | 0        | 4        | 4        | 37        | 60        | 0        | 0           | .389        | .506        | 7         |
| 1998                 | Hyundai          | .317        | 115       | 410        | 68        | 130       | 237       | 27       | 1        | 26       | 97        | 0        | 5        | 5        | 51        | 102       | -        | -           | .395        | .578        | -         |
| 1999                 | El Paso          | .279        | 18        | 61         | 12        | 17        | 29        | 3        | 0        | 3        | 17        | 0        | 0        | 0        | 13        | 9         | 1        | 0           | .405        | .475        | 5         |
|                      | Tucson           | .255        | 74        | 212        | 28        | 54        | 91        | 14       | 1        | 7        | 31        | 1        | 4        | 2        | 32        | 49        | 1        | 1           | .352        | .429        | 10        |
| MINOR LEAGUE TOTALS  |                  | .261        | 1036      | 3554       | 475       | 929       | 1658      | 209      | 24       | 120      | 552       | 11       | 42       | 25       | 440       | 779       | 15       | 20          | .343        | .436        | 187       |
| INTERNATIONAL TOTALS |                  | .282        | 290       | 1045       | 138       | 295       | 507       | 56       | 3        | 50       | 190       | 2        | 12       | 10       | 117       | 243       | 2        | 5           | .356        | .485        | -         |
| MAJOR LEAGUE TOTALS  |                  | .215        | 167       | 432        | 44        | 93        | 134       | 15       | 1        | 8        | 41        | 9        | 4        | 2        | 39        | 108       | 1        | 3           | .281        | .310        | 19        |

### TIGERS CATCHERS STOPPING THE RUNNING GAME

The following is a list of top five Tigers catchers in throwing out baserunners attempting to steal (catcher caught stealings only) during a single season since the statistic started being tracked in 1975:

| Player         | Year | SB | CS | %    |
|----------------|------|----|----|------|
| Lance Parrish  | 1984 | 44 | 37 | 45.7 |
| Ivan Rodriguez | 2006 | 25 | 21 | 45.7 |
| Lance Parrish  | 1982 | 54 | 44 | 44.9 |
| Lance Parrish  | 1983 | 57 | 46 | 44.7 |
| Ivan Rodriguez | 2005 | 33 | 26 | 44.1 |

Courtesy of STATS LLC



# 27 JOSÉ CRUZ JR.

## MAJOR LEAGUE COACH

BORN: APRIL 19, 1974

HOMETOWN: ARROYO, PR

Opening Day Age: 46

Former Position: Outfielder

Years as Professional Player: 14 (1995-2008)

The 12-year Major League veteran enters his first season with the Tigers in his role as Major League coach. The appointment marks his first on a Major League coaching staff.

- Will focus on hitting instruction and work with the team's outfielders in his role with the club.
- While his post with the Tigers marks his first Major League coaching assignment, he's held a variety of other roles around the sport since retiring as a player in 2008...in 2013 he joined the Major League Baseball Players Association's player services department, and was later an analyst for ESPN's baseball coverage.
- Originally selected by Seattle with the No. 3 pick in the 1995 MLB Draft, he batted .247/.337/.445 over the course of his career, slugging 204 home runs, 252 doubles and 36 triples...he also stole 113 bases over 1,388 career games played.
- Among the 181 players that had over 1,000 at-bats during the span of his career (1997-2008), he stood out as having advanced speed, plate discipline and fielding skills, ranking No. 32 in walk rate (12.1%), No. 33 in triples and No. 46 in stolen bases...of the 24 players over that span who logged at least 11,000.0 innings in the outfield, he ranked No. 12 with a .986 fielding percentage after committing just 40 errors... committed just two errors in 360 total chances during his 2003 campaign with San Francisco, earning himself a National League Gold Glove.
- Hit .353 with a .476 on-base percentage over five games during the 2006 World Baseball Classic, helping Team Puerto Rico to the second round of play.
- Hailing from one of the largest baseball families in the sport's history, he enters the 2021 season with eight relatives having played professional baseball, including his father, who is in the Houston Astros Hall of Fame...his son, Trei, was drafted by the Tigers in the third round of the 2020 MLB Draft.

### RECORD AS A PLAYER

| Year                | Club             | AVG  | G    | AB   | R   | H    | TB   | 2B  | 3B | HR  | RBI | SH | SF | HB | BB  | SO   | SB  | CS | OBP  | SLG  | E  |
|---------------------|------------------|------|------|------|-----|------|------|-----|----|-----|-----|----|----|----|-----|------|-----|----|------|------|----|
| 1995                | Everett          | .455 | 3    | 11   | 6   | 5    | 5    | 0   | 0  | 2   | 0   | 0  | 0  | 0  | 3   | 3    | 1   | 0  | .571 | .455 | 0  |
|                     | Riverside        | .257 | 35   | 144  | 34  | 37   | 67   | 7   | 1  | 7   | 29  | 0  | 2  | 0  | 24  | 50   | 3   | 1  | .359 | .465 | 3  |
| 1996                | Lancaster        | .325 | 53   | 203  | 38  | 66   | 103  | 17  | 1  | 6   | 43  | 0  | 6  | 0  | 39  | 33   | 7   | 1  | .423 | .507 | 1  |
|                     | Port City        | .282 | 47   | 181  | 39  | 51   | 74   | 10  | 2  | 3   | 31  | 0  | 1  | 0  | 27  | 38   | 5   | 0  | .373 | .409 | 1  |
|                     | Tacoma           | .237 | 22   | 76   | 15  | 18   | 41   | 1   | 2  | 6   | 15  | 1  | 0  | 0  | 18  | 12   | 1   | 1  | .383 | .539 | 0  |
| 1997                | Tacoma           | .268 | 50   | 190  | 33  | 51   | 89   | 16  | 2  | 6   | 30  | 1  | 0  | 1  | 34  | 44   | 3   | 0  | .382 | .468 | 0  |
|                     | Seattle          | .268 | 49   | 183  | 28  | 49   | 99   | 12  | 1  | 12  | 34  | 1  | 1  | 0  | 13  | 45   | 1   | 0  | .315 | .541 | 3  |
|                     | Toronto          | .231 | 55   | 212  | 31  | 49   | 98   | 7   | 0  | 14  | 34  | 0  | 4  | 0  | 28  | 72   | 6   | 2  | .316 | .462 | 2  |
| 1998                | Syracuse         | .298 | 40   | 141  | 29  | 42   | 79   | 14  | 1  | 7   | 23  | 0  | 1  | 0  | 32  | 32   | 8   | 4  | .425 | .560 | 0  |
|                     | Toronto          | .253 | 105  | 352  | 55  | 89   | 142  | 14  | 3  | 11  | 42  | 0  | 4  | 0  | 57  | 99   | 11  | 4  | .354 | .403 | 3  |
| 1999                | Syracuse         | .184 | 31   | 103  | 17  | 19   | 33   | 3   | 1  | 3   | 14  | 0  | 1  | 0  | 28  | 20   | 5   | 0  | .356 | .320 | 0  |
|                     | Toronto          | .241 | 106  | 349  | 63  | 84   | 151  | 19  | 3  | 14  | 45  | 1  | 0  | 0  | 64  | 91   | 14  | 4  | .358 | .433 | 3  |
| 2000                | Toronto          | .242 | 162  | 603  | 91  | 146  | 281  | 32  | 5  | 31  | 76  | 2  | 3  | 2  | 71  | 129  | 15  | 5  | .323 | .466 | 3  |
| 2001                | Toronto          | .274 | 146  | 577  | 92  | 158  | 306  | 38  | 4  | 34  | 88  | 2  | 2  | 1  | 45  | 138  | 32  | 5  | .326 | .530 | 3  |
| 2002                | Toronto          | .245 | 124  | 466  | 64  | 114  | 204  | 26  | 5  | 18  | 70  | 1  | 4  | 0  | 51  | 106  | 7   | 1  | .317 | .438 | 2  |
| 2003                | San Francisco    | .250 | 158  | 539  | 90  | 135  | 223  | 26  | 1  | 20  | 68  | 2  | 7  | 0  | 102 | 121  | 5   | 8  | .366 | .414 | 2  |
| 2004                | Tampa Bay        | .242 | 153  | 545  | 76  | 132  | 236  | 25  | 8  | 21  | 78  | 5  | 8  | 2  | 76  | 117  | 11  | 6  | .333 | .433 | 10 |
| 2005                | Tucson           | .333 | 1    | 3    | 1   | 1    | 2    | 1   | 0  | 0   | 1   | 0  | 0  | 0  | 0   | 1    | 0   | 0  | .333 | .667 | 0  |
|                     | Arizona          | .213 | 64   | 202  | 23  | 43   | 88   | 9   | 0  | 12  | 28  | 0  | 1  | 0  | 42  | 54   | 0   | 1  | .347 | .436 | 2  |
|                     | LOS ANGELES (NL) | .301 | 47   | 156  | 23  | 47   | 83   | 14  | 2  | 6   | 22  | 0  | 0  | 0  | 23  | 43   | 0   | 1  | .391 | .532 | 5  |
|                     | Boston           | .250 | 4    | 12   | 0   | 3    | 4    | 1   | 0  | 0   | 0   | 0  | 0  | 0  | 1   | 4    | 0   | 0  | .308 | .333 | 0  |
| 2006                | LOS ANGELES (NL) | .233 | 86   | 223  | 34  | 52   | 85   | 16  | 1  | 5   | 17  | 4  | 3  | 0  | 43  | 54   | 5   | 1  | .353 | .734 | 0  |
| 2007                | Scranton W-B     | .274 | 16   | 62   | 12  | 17   | 24   | 4   | 0  | 1   | 7   | 0  | 0  | 0  | 9   | 12   | 3   | 0  | .366 | .387 | 0  |
|                     | San Diego        | .234 | 91   | 256  | 37  | 60   | 96   | 12  | 3  | 6   | 21  | 5  | 1  | 0  | 31  | 65   | 6   | 1  | .316 | .375 | 1  |
| 2008                | Houston          | .122 | 38   | 49   | 6   | 6    | 7    | 1   | 0  | 0   | 1   | 0  | 0  | 0  | 11  | 9    | 0   | 0  | .283 | .143 | 0  |
| MINOR LEAGUE TOTALS |                  | .276 | 298  | 1114 | 224 | 307  | 517  | 73  | 10 | 39  | 195 | 23 | 38 | 1  | 214 | 245  | 36  | 7  | .390 | .464 | 6  |
| MAJOR LEAGUE TOTALS |                  | .247 | 1388 | 4624 | 713 | 1167 | 2103 | 252 | 36 | 204 | 624 | 23 | 38 | 5  | 658 | 1147 | 113 | 39 | .337 | .445 | 16 |



# CHRIS FETTER

## PITCHING COACH

BORN: DECEMBER 23, 1985

HOMETOWN: CARMEL, IN

Opening Day Age: 35

Former Position: Righthanded Pitcher

Years as Professional Player: 4 (2009-2012)

Enters his first season on the Tigers coaching staff, serving as pitching coach. Though he is one of the youngest coaches in the Major Leagues, Fetter has a wealth of experience across baseball, including most recently as the pitching coach at the University of Michigan for three seasons (2018-20).

- Established as one of the brightest pitching minds in college baseball, he helped the Wolverines identify and develop elite pitchers, aiding the team's run to the College World Series Finals in 2019...during that 2019 run, his staff was ranked 10th in the nation and led the Big Ten Conference with a 3.46 ERA (635.0IP/344ER), while finishing seventh in the nation with just 7.44 hits allowed per game.
- Under his tutelage at Michigan, his alma mater, the team had a trio of pitchers drafted in the top three rounds of each the 2019 and 2020 MLB Drafts.
- Prior to his time with the Wolverines, he was the Minor League pitching coordinator with the Dodgers (2016-17), pitching coach at Ball State University (2016-17), professional scout with the Angels (2013-15) and assistant pitching coach for Double A San Antonio (2013).
- He and Tigers manager A.J. Hinch crossed paths while both were in the San Diego organization, where Fetter was a righthanded pitcher from 2009-12 and Hinch was the Vice President of Scouting and Assistant General Manager from 2011-14.
- During his four seasons in professional baseball as a player, he posted a combined 6-11 record and 3.56 ERA (179.2IP/71ER) at the Single A level, striking out 162 and walking just 49.
- He was a standout player at Michigan, earning All-Big Ten honors three times and helping the team to three conference championships and four NCAA tournament appearances...his 332.1 innings pitched ranks as the highest total in school history, while his 28 career wins and 281 career strikeouts each rank as the third-highest.
- Following his college career he was drafted in the ninth round of the MLB Draft by San Diego.

**RECORD AS A PLAYER**

| Year                       | Club          | W-L         | ERA         | G         | GS        | CG       | SHO      | SV       | IP           | H          | BF         | R         | ER        | HR        | HB       | BB        | SO         | WP        | BK       | AVG         |
|----------------------------|---------------|-------------|-------------|-----------|-----------|----------|----------|----------|--------------|------------|------------|-----------|-----------|-----------|----------|-----------|------------|-----------|----------|-------------|
| 2009                       | Eugene        | 2-0         | 1.33        | 14        | 6         | 0        | 0        | 6        | 40.2         | 24         | 154        | 6         | 6         | 0         | 0        | 8         | 54         | 3         | 0        | .164        |
|                            | Fort Wayne    | 2-1         | 2.22        | 5         | 4         | 0        | 0        | 1        | 24.1         | 26         | 97         | 6         | 6         | 0         | 0        | 6         | 21         | 2         | 0        | .286        |
| 2010                       | Lake Elsinore | 1-1         | 6.00        | 4         | 4         | 0        | 0        | 0        | 21.0         | 27         | 96         | 16        | 14        | 6         | 0        | 9         | 14         | 0         | 0        | .314        |
| 2011                       | Lake Elsinore | 1-6         | 5.80        | 13        | 11        | 0        | 0        | 0        | 49.2         | 70         | 227        | 41        | 32        | 7         | 2        | 9         | 43         | 6         | 0        | .329        |
| 2012                       | Eugene        | 0-0         | 2.08        | 6         | 6         | 0        | 0        | 0        | 17.1         | 13         | 73         | 5         | 4         | 2         | 0        | 5         | 11         | 1         | 0        | .200        |
|                            | Fort Wayne    | 0-1         | 2.20        | 6         | 3         | 0        | 0        | 0        | 16.1         | 17         | 68         | 7         | 4         | 0         | 1        | 6         | 13         | 2         | 0        | .283        |
|                            | Lake Elsinore | 0-2         | 4.35        | 3         | 3         | 0        | 0        | 0        | 10.1         | 13         | 50         | 8         | 5         | 2         | 0        | 6         | 6          | 1         | 0        | .295        |
| <b>MINOR LEAGUE TOTALS</b> |               | <b>6-11</b> | <b>3.56</b> | <b>51</b> | <b>37</b> | <b>0</b> | <b>0</b> | <b>7</b> | <b>179.2</b> | <b>190</b> | <b>705</b> | <b>89</b> | <b>71</b> | <b>17</b> | <b>3</b> | <b>49</b> | <b>162</b> | <b>15</b> | <b>0</b> | <b>.270</b> |

**CONSECUTIVE ONE-RUN WINS BY THE TIGERS**

All eight of Detroit's wins during a 12-game stretch from July 31-August 13, 2011, were by one run. It marked the longest such streak of victories in Tigers history. The following list contains the longest streaks of one-run wins in franchise history.

| Year | Streak | Dates             |
|------|--------|-------------------|
| 2011 | Eight  | July 31-August 13 |
| 1944 | Seven  | July 18-29        |
| 1917 | Six    | June 9-21         |
| 1972 | Six    | September 6-16    |
| 1976 | Six    | August 11-23      |



# 18 CHIP HALE

## THIRD BASE COACH

BORN: DECEMBER 2, 1964

HOMETOWN: SAN JOSE, CA

Opening Day Age: 56

Former Position: Infielder

Years as Professional Player: 12 (1987-1998)

Hale joins the coaching staff in Detroit in 2021, wearing the Olde English 'D' for the first time. One of the most experienced coaches in the game, Hale has served in a variety of roles during his 34 seasons in professional baseball.

- Most recently was a member of the Washington coaching staff, helping lead the club to a World Series Championship as bench coach in 2019...served as bench coach from 2018-19 and third base coach in 2020.
- Prior to his time with Washington he spent two seasons as Arizona's manager, posting a combined 148-176 record...the appointment marked his first Major League managerial post...crossed paths with Tigers skipper A.J. Hinch when they both worked with the Diamondbacks.
- Spent four seasons as a coach with the Major League staff in Oakland, including as third base coach (2017) and bench coach (2012-14)...also served as the third base coach with the New York Mets for a pair of seasons (2010-11).
- From 2007-09 he played a prominent role as third base coach and infield instructor with Arizona, including during the club's 2007 National League West Division championship run.
- Prior to his Major League coaching roles he spent six seasons as manager in Arizona's Minor League system...capped his Minor League managerial career by leading Triple A Tucson to the 2006 Pacific Coast League title and Triple A national championship with a franchise-best 91-53 record.
- Led Double A El Paso to a standout 76-62 record during the 2002 season and Rookie League Missoula to the Pioneer League's Northern Division second-half championship in 2001...following that 2001 season he was named *Baseball America's* Rookie-Level Manager of the Year.
- Transitioned to coaching following a seven-year Major League playing career, comprised of six seasons with Minnesota (1989-96) and one with the Dodgers (1997)...the infielder posted a career slashline of .277/.346/.363 with 35 extra-base hits and 78 RBI.
- Was drafted by the Twins in the 17th round of the 1987 MLB Draft out of the University of Arizona, where he started every game of his collegiate career - establishing a record that wouldn't be broken until 2001...established school records for career hits and walks, and batted .345 for the 1986 Wildcat team that won the College World Series.

### RECORD AS A MANAGER

| Year                | Club     | League        | W   | L   | Pct. | Position      | Games +/- |
|---------------------|----------|---------------|-----|-----|------|---------------|-----------|
| 2000                | Missoula | Pioneer       | 44  | 32  | .579 | 1st           | +2.0      |
| 2001                | Missoula | Pioneer       | 52  | 24  | .684 | 1st           | +5.5      |
| 2002                | El Paso  | Texas         | 76  | 62  | .551 | 1st           | +1.5      |
| 2004                | Tucson   | Pacific Coast | 74  | 70  | .514 | 2nd           | -5.0      |
| 2005                | Tucson   | Pacific Coast | 68  | 76  | .472 | T-2nd         | -12.0     |
| 2006                | Tucson   | Pacific Coast | 91  | 53  | .632 | 1st           | +13.0     |
| 2015                | Arizona  | National      | 79  | 83  | .488 | 3rd           | -13.0     |
| 2016                | Arizona  | National      | 69  | 93  | .426 | 4th           | -22.0     |
| MINOR LEAGUE TOTALS |          |               | 405 | 317 | .561 | (Six Seasons) |           |
| MAJOR LEAGUE TOTALS |          |               | 148 | 176 | .457 | (Two Seasons) |           |

### RECORD AS A PLAYER

| Year | Club             | AVG         | G         | AB        | R        | H         | TB        | 2B       | 3B       | HR       | RBI      | SH       | SF       | HB       | BB       | SO       | SB       | CS       | OBP         | SLG         | E        |
|------|------------------|-------------|-----------|-----------|----------|-----------|-----------|----------|----------|----------|----------|----------|----------|----------|----------|----------|----------|----------|-------------|-------------|----------|
| 1987 | Kenosha          | .345        | 87        | 339       | 65       | 117       | 164       | 12       | 7        | 7        | 65       | 0        | 7        | 4        | 33       | 26       | 3        | 3        | .402        | .484        | 10       |
| 1988 | Orlando          | .261        | 133       | 482       | 62       | 126       | 181       | 20       | 1        | 11       | 65       | 5        | 3        | 3        | 64       | 31       | 8        | 3        | .350        | .376        | 23       |
| 1989 | Portland         | .273        | 108       | 411       | 49       | 112       | 152       | 16       | 9        | 2        | 34       | 5        | 2        | 1        | 35       | 55       | 3        | 2        | .330        | .370        | 10       |
|      | <b>Minnesota</b> | <b>.209</b> | <b>28</b> | <b>67</b> | <b>6</b> | <b>14</b> | <b>17</b> | <b>3</b> | <b>0</b> | <b>0</b> | <b>4</b> | <b>1</b> | <b>2</b> | <b>0</b> | <b>1</b> | <b>6</b> | <b>0</b> | <b>0</b> | <b>.214</b> | <b>.254</b> | <b>1</b> |
| 1990 | Portland         | .280        | 130       | 479       | 71       | 134       | 171       | 24       | 2        | 3        | 40       | 7        | 7        | 1        | 68       | 57       | 6        | 6        | .366        | .357        | 13       |
|      | <b>Minnesota</b> | <b>.000</b> | <b>1</b>  | <b>2</b>  | <b>0</b> | <b>0</b>  | <b>0</b>  | <b>0</b> | <b>0</b> | <b>0</b> | <b>2</b> | <b>0</b> | <b>2</b> | <b>0</b> | <b>1</b> | <b>0</b> | <b>0</b> | <b>0</b> | <b>.000</b> | <b>.000</b> | <b>0</b> |
| 1991 | Portland         | .241        | 110       | 352       | 45       | 85        | 110       | 16       | 3        | 1        | 37       | 5        | 5        | 0        | 47       | 22       | 3        | 3        | .327        | .313        | 9        |
| 1992 | Portland         | .285        | 132       | 474       | 77       | 135       | 179       | 25       | 8        | 1        | 53       | 4        | 6        | 0        | 73       | 45       | 3        | 3        | .376        | .378        | 9        |



# 2021 TIGERS

|                     |                  |             |           |            |           |           |           |          |          |          |           |          |          |          |           |           |          |          |             |             |          |
|---------------------|------------------|-------------|-----------|------------|-----------|-----------|-----------|----------|----------|----------|-----------|----------|----------|----------|-----------|-----------|----------|----------|-------------|-------------|----------|
| 1993                | Portland         | .280        | 55        | 211        | 37        | 59        | 83        | 15       | 3        | 1        | 24        | 3        | 1        | 0        | 21        | 13        | 2        | 1        | .343        | .393        | 11       |
|                     | <b>Minnesota</b> | <b>.333</b> | <b>69</b> | <b>186</b> | <b>25</b> | <b>62</b> | <b>79</b> | <b>6</b> | <b>1</b> | <b>3</b> | <b>27</b> | <b>2</b> | <b>1</b> | <b>6</b> | <b>18</b> | <b>17</b> | <b>2</b> | <b>1</b> | <b>.408</b> | <b>.425</b> | <b>4</b> |
| 1994                | <b>Minnesota</b> | <b>.263</b> | <b>67</b> | <b>118</b> | <b>13</b> | <b>31</b> | <b>43</b> | <b>9</b> | <b>0</b> | <b>1</b> | <b>11</b> | <b>1</b> | <b>2</b> | <b>1</b> | <b>16</b> | <b>14</b> | <b>0</b> | <b>2</b> | <b>.350</b> | <b>.364</b> | <b>3</b> |
| 1995                | Salt Lake        | .286        | 16        | 49         | 5         | 14        | 18        | 4        | 0        | 0        | 2         | 0        | 0        | 0        | 7         | 5         | 0        | 1        | .375        | .367        | 0        |
|                     | <b>Minnesota</b> | <b>.262</b> | <b>69</b> | <b>103</b> | <b>10</b> | <b>27</b> | <b>37</b> | <b>4</b> | <b>0</b> | <b>2</b> | <b>18</b> | <b>0</b> | <b>0</b> | <b>0</b> | <b>11</b> | <b>20</b> | <b>0</b> | <b>0</b> | <b>.333</b> | <b>.359</b> | <b>0</b> |
| 1996                | <b>Minnesota</b> | <b>.276</b> | <b>85</b> | <b>87</b>  | <b>8</b>  | <b>24</b> | <b>32</b> | <b>5</b> | <b>0</b> | <b>1</b> | <b>16</b> | <b>0</b> | <b>1</b> | <b>0</b> | <b>10</b> | <b>6</b>  | <b>0</b> | <b>0</b> | <b>.347</b> | <b>.368</b> | <b>0</b> |
| 1997                | Albuquerque      | .267        | 88        | 247        | 43        | 66        | 88        | 16       | 0        | 2        | 30        | 4        | 2        | 2        | 58        | 26        | 3        | 3        | .408        | .356        | 3        |
|                     | LOS ANGELES (NL) | <b>.083</b> | <b>14</b> | <b>12</b>  | <b>0</b>  | <b>1</b>  | <b>1</b>  | <b>0</b> | <b>0</b> | <b>0</b> | <b>0</b>  | <b>0</b> | <b>0</b> | <b>0</b> | <b>2</b>  | <b>4</b>  | <b>0</b> | <b>0</b> | <b>.214</b> | <b>.083</b> | <b>0</b> |
| 1998                | Memphis          | .268        | 132       | 411        | 60        | 110       | 155       | 21       | 0        | 8        | 66        | 4        | 3        | 0        | 62        | 37        | 1        | 3        | .361        | .377        | 7        |
| MINOR LEAGUE TOTALS |                  | .277        | 991       | 3455       | 514       | 958       | 1301      | 169      | 33       | 36       | 416       | 37       | 36       | 11       | 468       | 317       | 32       | 28       | .362        | .377        | 96       |
| MAJOR LEAGUE TOTALS |                  | .277        | 333       | 575        | 62        | 159       | 209       | 27       | 1        | 7        | 78        | 4        | 8        | 7        | 58        | 68        | 2        | 3        | .346        | .363        | 8        |



# 26 GEORGE LOMBARD

BENCH COACH

BORN: SEPTEMBER 14, 1975

HOMETOWN: ATLANTA, GA

Opening Day Age: 45

Former Position: Outfielder

Years as Professional Player: 16 (1994-2009)

Lombard joins the Tigers coaching staff for his first season as bench coach, after serving as the first base coach with the Dodgers for the previous five years. His transition to coaching came following a 16-year playing career in professional baseball.

- His 2020 campaign served as a career highlight, helping the Dodgers to a World Series championship... also coached the club's baserunners and outfielders, helping a number of elite players develop and excel at the Major League level.
- Prior to his time with the Dodgers he spent the 2015 season as Atlanta's Minor League field coordinator, preceded by parts of six seasons working in the Red Sox player development system.
- With Boston he served three years as the organization's Minor League outfield and baserunning coordinator (2013-15), two as the manager of the Gulf Coast League Red Sox (2011-12) and one as the hitting coach for Single A Lowell (2010)...as manager of the GCL Red Sox his teams went 59-61, and the 2012 club reached the GCL finals.
- Prior to becoming a coach he played six seasons in the Major Leagues, including three seasons with Atlanta (1998-2000) and one each with Detroit (2002), Tampa Bay (2003) and Washington (2006)...over his career in the big leagues he batted .281/.340/.621, knocking 12 doubles, three triples and eight home runs, while driving in 21 RBI and stealing 23 bases.
- During his 2002 campaign with the Tigers he established career highs with 72 games played, 58 hits, 11 doubles, three triples, five homers and 13 RBI.
- Played 1,213 Minor League games in his career, combining to post a .262/.355/.437 slashline, with 212 doubles, 55 triples, 143 home runs and 540 RBI...went 318-for-408 in stolen base attempts over that span, and committed just three errors in 2,015.1 innings played to post a .994 fielding percentage.
- Was an All-American high school running back who signed to play football and baseball at the University of Georgia before opting to begin his professional baseball career...was drafted by Atlanta in the second round of the 1994 MLB Draft out of The Lovett School (GA).
- His late mother, Posy, was a civil rights activist who marched alongside Dr. Martin Luther King Jr., among many other courageous and selfless acts to promote equality.

## RECORD AS A MANAGER

| Year                | Club        | League     | W  | L  | Pct. | Div. Finish | Games +/- |
|---------------------|-------------|------------|----|----|------|-------------|-----------|
| 2011                | GCL Red Sox | Gulf Coast | 27 | 33 | .450 | 3rd         | -11.0     |
| 2012                | GCL Red Sox | Gulf Coast | 34 | 26 | .567 | 1st         | +1.0      |
| MINOR LEAGUE TOTALS |             |            | 61 | 59 | .508 |             |           |



RECORD AS A PLAYER

| Year | Club       | AVG  | G   | AB  | R  | H   | TB  | 2B | 3B | HR | RBI | SH | SF | HB | BB | SO  | SB | CS | OBP  | SLG  | E  |
|------|------------|------|-----|-----|----|-----|-----|----|----|----|-----|----|----|----|----|-----|----|----|------|------|----|
| 1994 | Braves GCL | .140 | 40  | 129 | 10 | 18  | 20  | 2  | 0  | 0  | 5   | 0  | 0  | 3  | 18 | 47  | 10 | 4  | .260 | .155 | 2  |
| 1995 | Macon      | .272 | 98  | 379 | 69 | 103 | 123 | 15 | 1  | 1  | 42  | 15 | 6  | 12 | 34 | 60  | 39 | 12 | .346 | .325 | 2  |
|      | Eugene     | .252 | 68  | 262 | 38 | 66  | 92  | 5  | 3  | 5  | 19  | 2  | 1  | 5  | 23 | 91  | 35 | 13 | .323 | .351 | 3  |
| 1996 | Macon      | .245 | 116 | 444 | 76 | 109 | 186 | 16 | 8  | 15 | 51  | 8  | 2  | 7  | 36 | 122 | 24 | 17 | .311 | .419 | 7  |
|      | Toledo     | .429 | 9   | 28  | 8  | 12  | 19  | 1  | 0  | 2  | 6   | 0  | 0  | 2  | 3  | 4   | 0  | 2  | .515 | .679 | 2  |
| 1997 | Durham     | .264 | 131 | 462 | 65 | 122 | 203 | 25 | 7  | 14 | 72  | 2  | 2  | 9  | 66 | 145 | 35 | 7  | .365 | .439 | 9  |
|      | Atlanta    | .333 | 6   | 6   | 2  | 2   | 5   | 0  | 0  | 1  | 1   | 0  | 0  | 0  | 0  | 1   | 1  | 0  | .333 | .833 | 0  |
|      | Greenville | .308 | 122 | 422 | 84 | 130 | 229 | 25 | 4  | 22 | 65  | 5  | 4  | 5  | 71 | 140 | 35 | 5  | .410 | .543 | 10 |
| 1999 | Atlanta    | .333 | 6   | 6   | 1  | 2   | 2   | 0  | 0  | 0  | 0   | 0  | 0  | 0  | 1  | 2   | 2  | 0  | .429 | .333 | 0  |
|      | Richmond   | .206 | 74  | 233 | 25 | 48  | 86  | 11 | 3  | 7  | 29  | 0  | 0  | 3  | 35 | 98  | 21 | 6  | .317 | .369 | 3  |
| 2000 | Atlanta    | .103 | 27  | 39  | 8  | 4   | 4   | 0  | 0  | 0  | 2   | 0  | 0  | 1  | 14 | 4   | 0  | 0  | .146 | .103 | 0  |
|      | Richmond   | .276 | 112 | 424 | 72 | 117 | 186 | 25 | 7  | 10 | 48  | 5  | 3  | 6  | 55 | 130 | 32 | 9  | .365 | .439 | 6  |
| 2001 | Richmond   | .318 | 13  | 44  | 7  | 14  | 30  | 2  | 1  | 4  | 8   | 1  | 0  | 2  | 6  | 14  | 3  | 2  | .423 | .682 | 0  |
| 2002 | Richmond   | .308 | 11  | 39  | 10 | 12  | 21  | 4  | 1  | 1  | 5   | 0  | 0  | 1  | 5  | 12  | 2  | 0  | .400 | .538 | 0  |
|      | Greenville | .280 | 8   | 25  | 4  | 7   | 16  | 0  | 0  | 3  | 5   | 1  | 0  | 1  | 5  | 6   | 2  | 0  | .419 | .640 | 0  |
|      | Detroit    | .241 | 72  | 241 | 34 | 58  | 90  | 11 | 3  | 5  | 13  | 7  | 1  | 1  | 20 | 78  | 13 | 2  | .300 | .373 | 3  |
| 2003 | Tampa Bay  | .216 | 13  | 37  | 8  | 8   | 12  | 1  | 0  | 1  | 4   | 0  | 0  | 1  | 0  | 6   | 1  | 0  | .237 | .324 | 1  |
|      | Durham     | .267 | 112 | 438 | 57 | 117 | 201 | 25 | 4  | 17 | 64  | 6  | 2  | 6  | 45 | 143 | 23 | 6  | .342 | .459 | 3  |

2021 TIGERS



# 61

## JUAN NIEVES

ASSISTANT PITCHING COACH

BORN: JANUARY 5, 1965      HOMETOWN: SANTURCE, PR

Opening Day Age: 56

Former Position: Pitcher

Years as Professional Player: 9 (1983-1990, 1998)

Joining the Tigers Major League coaching staff for his first season, Nieves enters his third season in the organization. With vast experience coaching at the Major and Minor League levels, Nieves will work hand-in-hand with pitching coach Chris Fetter to maximize the potential of the club's pitchers.

- Was named the pitching coach at Triple A Toledo for the previous two seasons, but spent 2020 working at the club's alternate training site due to the COVID-19 pandemic.
- Prior to joining the Tigers organization he spent three seasons on the Major League staff with Miami, serving as pitching coach...was also the Major League pitching coach with Boston for three seasons (2013-15) and bullpen coach with the White Sox for five seasons (1992-1996).
- Spent nine seasons as a Minor League coach in the White Sox system (1999-2007) and five seasons in the Yankees system (1992-1996).
- Originally signed by Milwaukee in 1983, he later became the second-youngest player in Major League history to throw a no-hitter, completing the feat on April 15, 1987 against Baltimore...over three seasons with the Brewers he posted a combined 32-25 record and 4.71 ERA (490.2IP/257ER), striking out 352 and walking 227.
- Prior to signing with Milwaukee he played at Avon Old Farms High School (CT), where he posted a career 19-1 record with a 1.05 ERA.

RECORD AS A PLAYER

| Year                | Club         | W-L   | ERA  | G  | GS | CG | SHO | SV | IP    | H   | BF   | R   | ER  | HR | HB | BB  | SO  | WP | BK | AVG  |
|---------------------|--------------|-------|------|----|----|----|-----|----|-------|-----|------|-----|-----|----|----|-----|-----|----|----|------|
| 1983                | Beloit       | 7-1   | 1.30 | 12 | 10 | 2  | 2   | 0  | 69.1  | 43  | ---  | 11  | 10  | 5  | 2  | 15  | 89  | 0  | 2  | ---  |
| 1984                | Stockton     | 10-3  | 3.54 | 24 | 24 | 5  | 1   | 0  | 139.2 | 137 | ---  | 75  | 55  | 7  | 11 | 63  | 133 | 8  | 1  | ---  |
| 1985                | El Paso      | 8-2   | 3.53 | 17 | 17 | 5  | 2   | 0  | 120.0 | 106 | ---  | 53  | 47  | 10 | 0  | 44  | 91  | 2  | 0  | ---  |
|                     | Vancouver    | 8-3   | 3.80 | 12 | 12 | 0  | 0   | 0  | 68.2  | 56  | ---  | 30  | 29  | 9  | 2  | 44  | 54  | 0  | 0  | ---  |
| 1986                | Milwaukee    | 11-12 | 4.92 | 35 | 33 | 4  | 3   | 0  | 184.2 | 224 | 834  | 124 | 101 | 17 | 1  | 77  | 116 | 3  | 1  | 2.99 |
| 1987                | Milwaukee    | 14-8  | 4.88 | 34 | 33 | 3  | 1   | 0  | 195.2 | 199 | 867  | 112 | 106 | 24 | 2  | 100 | 163 | 4  | 0  | 2.64 |
| 1988                | Denver       | 0-2   | 2.29 | 5  | 3  | 0  | 0   | 0  | 19.2  | 11  | ---  | 5   | 5   | 0  | 0  | 7   | 14  | 1  | 2  | ---  |
|                     | Milwaukee    | 7-5   | 4.08 | 25 | 15 | 1  | 1   | 1  | 110.1 | 84  | 458  | 53  | 50  | 13 | 1  | 50  | 73  | 1  | 3  | .208 |
| 1989                | Denver       | 2-1   | 6.43 | 3  | 3  | 0  | 0   | 0  | 14.0  | 9   | ---  | 10  | 10  | 1  | 0  | 11  | 8   | 0  | 1  | ---  |
| 1990                | Beloit       | 2-3   | 3.99 | 7  | 7  | 0  | 0   | 0  | 29.1  | 29  | ---  | 17  | 13  | 1  | 1  | 6   | 22  | 4  | 0  | ---  |
| 1998                | Sioux Falls* | 0-3   | 8.06 | 5  | 5  | 0  | 0   | 0  | 25.2  | 31  | 120  | 25  | 23  | 3  | 1  | 19  | 13  | 1  | 0  | ---  |
| MINOR LEAGUE TOTALS |              | 37-15 | 3.30 | 80 | 76 | 12 | 5   | 0  | 460.2 | 391 | ---  | 201 | 169 | 33 | 16 | 190 | 411 | 15 | 6  | ---  |
| MAJOR LEAGUE TOTALS |              | 32-25 | 4.71 | 94 | 81 | 8  | 5   | 1  | 490.2 | 507 | 2159 | 289 | 257 | 54 | 4  | 227 | 352 | 8  | 4  | .266 |

\*Statistics don't count towards career totals

**88 JOSH PAUL****QUALITY CONTROL COACH****BORN: MAY 19, 1975****HOMETOWN: EVANSTON, IL****Opening Day Age:** 45**Former Position:** Catcher**Years as Professional Player:** 13 (1996-2008)

Enters his second season in the Tigers organization after being named as the quality control coach on November 12, 2019. Also coaches the club's catchers, and works closely with the baseball analytics department.

- Prior to joining the Tigers, he spent the previous two seasons as the bench coach for the Los Angeles Angels.
- Served in a variety of roles for the New York Yankees from 2009-17, including as the Club's Minor League catching coordinator from 2015-17 and as a professional scout from 2011-14.
- Began his coaching career as the manager for Single A Staten Island from 2009-10...the 2010 team featured several future Major Leaguers.
- A second round selection of the Chicago White Sox in the 1996 MLB Draft out of Vanderbilt University, Paul played parts of nine seasons in the Majors, including with the White Sox (1999-2003), Chicago Cubs (2003), Angels (2004-05) and Tampa Bay Devil Rays (2006-07).
- Was inducted into the Cape Cod League Hall of Fame in 2006 as the only player in league history to win the batting title, MVP Award and Outstanding Pro Prospect Award in the same season (1995).

**RECORD AS A MANAGER**

| Year                       | Club          | League        | W         | L         | Pct.        | Position             | Games +/- |
|----------------------------|---------------|---------------|-----------|-----------|-------------|----------------------|-----------|
| 2009                       | Staten Island | New York-Penn | 47        | 29        | .618        | 1st                  | +1.5      |
| 2010                       | Staten Island | New York-Penn | 34        | 40        | .459        | T-3rd                | -16.5     |
| <b>MINOR LEAGUE TOTALS</b> |               |               | <b>81</b> | <b>69</b> | <b>.540</b> | <b>(Two Seasons)</b> |           |

**RECORD AS A PLAYER**

| Year                       | Club                | AVG         | G          | AB          | R          | H          | TB         | 2B        | 3B        | HR        | RBI        | SH        | SF        | HB        | BB         | SO         | SB        | CS          | OBP         | SLG         | E         |
|----------------------------|---------------------|-------------|------------|-------------|------------|------------|------------|-----------|-----------|-----------|------------|-----------|-----------|-----------|------------|------------|-----------|-------------|-------------|-------------|-----------|
| 1996                       | GCL White Sox       | ---         | 1          | 0           | 0          | 0          | 0          | 0         | 0         | 0         | 0          | 0         | 0         | 0         | 1          | 0          | 0         | 0           | 1.000       | ---         | 0         |
|                            | Hickory             | .327        | 59         | 226         | 41         | 74         | 114        | 16        | 0         | 8         | 37         | 3         | 1         | 0         | 21         | 53         | 13        | 4           | .386        | .504        | 2         |
| 1997                       | GCL White Sox       | .429        | 5          | 14          | 3          | 6          | 8          | 0         | 1         | 0         | 0          | 1         | 0         | 0         | 1          | 3          | 1         | 0           | .467        | .571        | 3         |
|                            | Birmingham          | .296        | 34         | 115         | 18         | 34         | 42         | 5         | 0         | 1         | 16         | 3         | 0         | 1         | 12         | 25         | 6         | 2           | .367        | .365        | 3         |
| 1998                       | Winston-Salem       | .255        | 123        | 444         | 66         | 113        | 180        | 20        | 7         | 11        | 63         | 7         | 2         | 5         | 38         | 91         | 20        | 8           | .319        | .405        | 3         |
| 1999                       | Birmingham          | .279        | 93         | 319         | 47         | 89         | 126        | 19        | 3         | 4         | 42         | 3         | 4         | 5         | 29         | 68         | 6         | 6           | .345        | .395        | 5         |
|                            | <b>Chicago (AL)</b> | <b>.222</b> | <b>6</b>   | <b>18</b>   | <b>2</b>   | <b>4</b>   | <b>5</b>   | <b>1</b>  | <b>0</b>  | <b>0</b>  | <b>1</b>   | <b>0</b>  | <b>0</b>  | <b>0</b>  | <b>0</b>   | <b>4</b>   | <b>0</b>  | <b>0</b>    | <b>.222</b> | <b>.278</b> | <b>0</b>  |
| 2000                       | Charlotte           | .238        | 51         | 168         | 28         | 40         | 59         | 5         | 1         | 4         | 19         | 6         | 1         | 2         | 13         | 38         | 6         | 2           | .299        | .351        | 2         |
|                            | <b>Chicago (AL)</b> | <b>.282</b> | <b>36</b>  | <b>71</b>   | <b>15</b>  | <b>20</b>  | <b>30</b>  | <b>3</b>  | <b>2</b>  | <b>1</b>  | <b>8</b>   | <b>2</b>  | <b>0</b>  | <b>1</b>  | <b>5</b>   | <b>17</b>  | <b>1</b>  | <b>0</b>    | <b>.338</b> | <b>.423</b> | <b>4</b>  |
| 2001                       | Charlotte           | .280        | 22         | 75          | 11         | 21         | 37         | 4         | 0         | 4         | 14         | 1         | 1         | 0         | 7          | 18         | 0         | 0           | .337        | .493        | 0         |
|                            | <b>Chicago (AL)</b> | <b>.266</b> | <b>57</b>  | <b>139</b>  | <b>20</b>  | <b>37</b>  | <b>57</b>  | <b>11</b> | <b>0</b>  | <b>3</b>  | <b>18</b>  | <b>1</b>  | <b>0</b>  | <b>13</b> | <b>25</b>  | <b>6</b>   | <b>2</b>  | <b>.327</b> | <b>.410</b> | <b>6</b>    |           |
| 2002                       | Charlotte           | .273        | 65         | 231         | 18         | 63         | 82         | 15        | 2         | 0         | 17         | 6         | 2         | 1         | 17         | 45         | 10        | 4           | .323        | .355        | 3         |
|                            | <b>Chicago (AL)</b> | <b>.240</b> | <b>33</b>  | <b>104</b>  | <b>11</b>  | <b>25</b>  | <b>29</b>  | <b>4</b>  | <b>0</b>  | <b>0</b>  | <b>11</b>  | <b>2</b>  | <b>2</b>  | <b>1</b>  | <b>9</b>   | <b>22</b>  | <b>2</b>  | <b>0</b>    | <b>.302</b> | <b>.279</b> | <b>2</b>  |
| 2003                       | Charlotte           | .188        | 19         | 64          | 6          | 12         | 20         | 0         | 1         | 2         | 5          | 2         | 1         | 0         | 5          | 14         | 1         | 1           | .243        | .313        | 2         |
|                            | Iowa                | .253        | 47         | 146         | 12         | 37         | 47         | 4         | 0         | 2         | 15         | 1         | 0         | 1         | 8          | 30         | 0         | 2           | .297        | .322        | 1         |
|                            | <b>Chicago (AL)</b> | <b>.353</b> | <b>13</b>  | <b>17</b>   | <b>6</b>   | <b>6</b>   | <b>6</b>   | <b>0</b>  | <b>0</b>  | <b>0</b>  | <b>4</b>   | <b>0</b>  | <b>0</b>  | <b>0</b>  | <b>3</b>   | <b>3</b>   | <b>0</b>  | <b>0</b>    | <b>.450</b> | <b>.353</b> | <b>0</b>  |
|                            | <b>Chicago (NL)</b> | <b>.000</b> | <b>3</b>   | <b>6</b>    | <b>0</b>   | <b>0</b>   | <b>0</b>   | <b>0</b>  | <b>0</b>  | <b>0</b>  | <b>0</b>   | <b>1</b>  | <b>0</b>  | <b>0</b>  | <b>0</b>   | <b>3</b>   | <b>0</b>  | <b>0</b>    | <b>.000</b> | <b>.000</b> | <b>0</b>  |
| 2004                       | Los Angeles (AL)    | .243        | 46         | 70          | 11         | 17         | 26         | 3         | 0         | 2         | 10         | 3         | 1         | 0         | 7          | 17         | 2         | 1           | .308        | .371        | 1         |
| 2005                       | Salt Lake           | .273        | 9          | 33          | 6          | 9          | 13         | 4         | 0         | 0         | 6          | 0         | 0         | 0         | 6          | 7          | 1         | 0           | .385        | .394        | 0         |
|                            | Los Angeles (AL)    | .189        | 34         | 37          | 4          | 7          | 14         | 1         | 0         | 2         | 4          | 1         | 0         | 0         | 2          | 9          | 0         | 0           | .231        | .378        | 1         |
| 2006                       | Tampa Bay           | .260        | 58         | 146         | 15         | 38         | 50         | 9         | 0         | 1         | 8          | 3         | 1         | 1         | 14         | 39         | 1         | 2           | .327        | .342        | 0         |
| 2007                       | Vero Beach          | .160        | 7          | 25          | 3          | 4          | 4          | 0         | 0         | 0         | 1          | 0         | 1         | 0         | 0          | 2          | 0         | 0           | .154        | .160        | 0         |
|                            | Montgomery          | .400        | 3          | 10          | 2          | 4          | 4          | 0         | 0         | 0         | 2          | 0         | 0         | 0         | 4          | 2          | 0         | 0           | .571        | .400        | 0         |
|                            | <b>Tampa Bay</b>    | <b>.190</b> | <b>35</b>  | <b>105</b>  | <b>8</b>   | <b>20</b>  | <b>26</b>  | <b>3</b>  | <b>0</b>  | <b>1</b>  | <b>9</b>   | <b>4</b>  | <b>0</b>  | <b>0</b>  | <b>6</b>   | <b>30</b>  | <b>1</b>  | <b>0</b>    | <b>.234</b> | <b>.248</b> | <b>2</b>  |
| 2008                       | Round Rock          | .121        | 28         | 58          | 4          | 7          | 11         | 1         | 0         | 1         | 6          | 2         | 0         | 1         | 9          | 15         | 0         | 0           | .250        | .190        | 3         |
| <b>MINOR LEAGUE TOTALS</b> |                     | <b>.266</b> | <b>566</b> | <b>1928</b> | <b>265</b> | <b>513</b> | <b>747</b> | <b>93</b> | <b>15</b> | <b>37</b> | <b>243</b> | <b>35</b> | <b>13</b> | <b>17</b> | <b>171</b> | <b>411</b> | <b>64</b> | <b>29</b>   | <b>.329</b> | <b>.387</b> | <b>27</b> |
| <b>MAJOR LEAGUE TOTALS</b> |                     | <b>.244</b> | <b>321</b> | <b>713</b>  | <b>92</b>  | <b>174</b> | <b>243</b> | <b>35</b> | <b>2</b>  | <b>10</b> | <b>73</b>  | <b>17</b> | <b>5</b>  | <b>3</b>  | <b>59</b>  | <b>169</b> | <b>13</b> | <b>5</b>    | <b>.303</b> | <b>.341</b> | <b>16</b> |





# 39 RAMON SANTIAGO

FIRST BASE COACH

BORN: AUGUST 31, 1979

HOMETOWN: LAS MATAS DE FARFAN, DR

Opening Day Age: 41

Former Position: Infielder

Years as Professional Player: 17 (1999-2015)

2021 TIGERS

Begins his fourth season on the Tigers coaching staff and third as the club's first base coach. Spent last season as the third base coach, after serving as the first base coach during his first two years with the club. Was originally named to the coaching staff on November 2, 2017.

- In addition to his responsibilities as first base coach, he works with Chip Hale to coach the club's infielders
- Joined the Tigers coaching staff after a very productive 16-year professional playing career, including 13 seasons at the Major League level with the Tigers (2002-03, 2006-13), Seattle Mariners (2004-05) and Cincinnati Reds (2014).
- In 920 career games in the big leagues, he hit .243/.314/.330 with 30 home runs and 214 RBI.
- Was a part of four postseason teams in Detroit, including the Tigers 2006 and 2012 American League Championship clubs.
- Hit a walk-off grand slam in his final Major League at-bat on September 27, 2014 as a member of the Cincinnati Reds vs. Pittsburgh.
- Collected three hits for the Tigers in Game 1 of the 2011 American League Championship Series vs. Texas, tying the club's ALCS single-game record...had nine hits overall in that series, which tied Placido Polanco's 2006 club record for hits in an ALCS.
- Selected as a Topps Rookie All-Star in 2002
- Made his Major League debut on May 17, 2002 vs. Texas, going 1x3...led off the game on June 3, 2002 vs. Boston with his first Major League home run off Pedro Martinez, then later in the game homered off Tim Wakefield...added another leadoff home run the next day off John Burkett.
- Selected as a Midwest League All-Star in 2000, and was rated the best defensive shortstop in the Midwest League.

**RECORD AS A PLAYER**

| Year                | Club              | AVG         | G          | AB         | R         | H          | TB         | 2B        | 3B       | HR       | RBI       | SH        | SF       | HB        | BB        | SO        | SB        | CS          | OBP         | SLG         | E         |
|---------------------|-------------------|-------------|------------|------------|-----------|------------|------------|-----------|----------|----------|-----------|-----------|----------|-----------|-----------|-----------|-----------|-------------|-------------|-------------|-----------|
| 1999                | GCL Tigers        | .321        | 35         | 134        | 25        | 43         | 56         | 9         | 2        | 0        | 11        | 4         | 3        | 1         | 9         | 17        | 20        | 7           | .361        | .418        | 4         |
|                     | Oneonta           | .340        | 12         | 50         | 9         | 17         | 25         | 1         | 2        | 1        | 8         | 1         | 0        | 1         | 2         | 12        | 5         | 0           | .377        | .500        | 1         |
| 2000                | West Michigan     | .272        | 98         | 379        | 69        | 103        | 123        | 15        | 1        | 1        | 42        | 15        | 6        | 12        | 34        | 60        | 39        | 12          | .346        | .325        | 8         |
| 2001                | Lakeland          | .268        | 120        | 429        | 64        | 115        | 142        | 15        | 3        | 2        | 46        | 14        | 4        | 11        | 54        | 60        | 34        | 8           | .361        | .331        | 0         |
| 2002                | Erie              | .280        | 22         | 75         | 9         | 21         | 28         | 0         | 2        | 1        | 7         | 2         | 1        | 3         | 3         | 12        | 6         | 0           | .329        | .373        | 3         |
|                     | Toledo            | .429        | 9          | 28         | 8         | 12         | 19         | 1         | 0        | 2        | 6         | 0         | 0        | 2         | 3         | 4         | 0         | 2           | .515        | .679        | 2         |
|                     | <b>DETROIT</b>    | <b>.243</b> | <b>65</b>  | <b>222</b> | <b>33</b> | <b>54</b>  | <b>81</b>  | <b>5</b>  | <b>5</b> | <b>4</b> | <b>20</b> | <b>4</b>  | <b>2</b> | <b>8</b>  | <b>13</b> | <b>48</b> | <b>8</b>  | <b>5</b>    | <b>.306</b> | <b>.365</b> | <b>7</b>  |
| 2003                | <b>DETROIT</b>    | <b>.225</b> | <b>141</b> | <b>444</b> | <b>41</b> | <b>100</b> | <b>126</b> | <b>18</b> | <b>1</b> | <b>2</b> | <b>29</b> | <b>18</b> | <b>2</b> | <b>10</b> | <b>33</b> | <b>66</b> | <b>10</b> | <b>4</b>    | <b>.292</b> | <b>.284</b> | <b>20</b> |
| 2004                | Tacoma            | .193        | 71         | 243        | 35        | 47         | 61         | 7         | 2        | 1        | 24        | 12        | 4        | 10        | 24        | 31        | 9         | 6           | .288        | .251        | 6         |
|                     | Seattle           | .179        | 19         | 39         | 8         | 7          | 8          | 1         | 0        | 0        | 2         | 2         | 0        | 1         | 3         | 3         | 0         | 0           | .256        | .205        | 3         |
| 2005                | Tacoma            | .252        | 129        | 441        | 68        | 111        | 169        | 22        | 3        | 10       | 50        | 17        | 6        | 15        | 38        | 62        | 18        | 7           | .328        | .383        | 6         |
|                     | Seattle           | .125        | 8          | 8          | 2         | 1          | 1          | 0         | 0        | 0        | 0         | 1         | 0        | 3         | 1         | 2         | 0         | 0           | .417        | .125        | 1         |
| 2006                | Toledo            | .253        | 25         | 83         | 13        | 21         | 33         | 6         | 0        | 2        | 12        | 7         | 0        | 1         | 9         | 18        | 2         | 1           | .333        | .398        | 3         |
|                     | <b>DETROIT</b>    | <b>.225</b> | <b>43</b>  | <b>80</b>  | <b>9</b>  | <b>18</b>  | <b>21</b>  | <b>1</b>  | <b>1</b> | <b>0</b> | <b>3</b>  | <b>4</b>  | <b>0</b> | <b>1</b>  | <b>14</b> | <b>2</b>  | <b>0</b>  | <b>.244</b> | <b>.263</b> | <b>0</b>    |           |
| 2007                | Toledo            | .263        | 91         | 365        | 40        | 96         | 132        | 19        | 4        | 3        | 30        | 11        | 1        | 9         | 16        | 61        | 8         | 9           | .309        | .362        | 11        |
|                     | <b>DETROIT</b>    | <b>.284</b> | <b>32</b>  | <b>67</b>  | <b>10</b> | <b>19</b>  | <b>26</b>  | <b>5</b>  | <b>1</b> | <b>0</b> | <b>7</b>  | <b>3</b>  | <b>0</b> | <b>3</b>  | <b>1</b>  | <b>10</b> | <b>3</b>  | <b>0</b>    | <b>.324</b> | <b>.388</b> | <b>2</b>  |
| 2008                | Toledo            | .214        | 8          | 28         | 3         | 6          | 8          | 2         | 0        | 0        | 3         | 1         | 0        | 2         | 2         | 7         | 0         | 0           | .313        | .286        | 1         |
|                     | <b>DETROIT</b>    | <b>.282</b> | <b>58</b>  | <b>124</b> | <b>30</b> | <b>35</b>  | <b>57</b>  | <b>6</b>  | <b>2</b> | <b>4</b> | <b>18</b> | <b>5</b>  | <b>0</b> | <b>5</b>  | <b>22</b> | <b>17</b> | <b>1</b>  | <b>0</b>    | <b>.411</b> | <b>.460</b> | <b>5</b>  |
| 2009                | <b>DETROIT</b>    | <b>.267</b> | <b>93</b>  | <b>262</b> | <b>29</b> | <b>70</b>  | <b>101</b> | <b>6</b>  | <b>2</b> | <b>7</b> | <b>35</b> | <b>10</b> | <b>3</b> | <b>4</b>  | <b>17</b> | <b>57</b> | <b>1</b>  | <b>2</b>    | <b>.318</b> | <b>.385</b> | <b>6</b>  |
| 2010                | <b>DETROIT</b>    | <b>.263</b> | <b>112</b> | <b>320</b> | <b>38</b> | <b>84</b>  | <b>104</b> | <b>9</b>  | <b>1</b> | <b>3</b> | <b>22</b> | <b>8</b>  | <b>2</b> | <b>7</b>  | <b>30</b> | <b>56</b> | <b>2</b>  | <b>2</b>    | <b>.337</b> | <b>.325</b> | <b>8</b>  |
| 2011                | <b>DETROIT</b>    | <b>.260</b> | <b>101</b> | <b>258</b> | <b>29</b> | <b>67</b>  | <b>99</b>  | <b>11</b> | <b>3</b> | <b>5</b> | <b>30</b> | <b>11</b> | <b>4</b> | <b>4</b>  | <b>17</b> | <b>38</b> | <b>0</b>  | <b>0</b>    | <b>.311</b> | <b>.384</b> | <b>3</b>  |
| 2012                | <b>DETROIT</b>    | <b>.206</b> | <b>93</b>  | <b>228</b> | <b>19</b> | <b>47</b>  | <b>62</b>  | <b>7</b>  | <b>1</b> | <b>2</b> | <b>17</b> | <b>5</b>  | <b>1</b> | <b>5</b>  | <b>20</b> | <b>39</b> | <b>1</b>  | <b>0</b>    | <b>.283</b> | <b>.272</b> | <b>6</b>  |
| 2013                | <b>DETROIT</b>    | <b>.224</b> | <b>80</b>  | <b>205</b> | <b>27</b> | <b>46</b>  | <b>59</b>  | <b>8</b>  | <b>1</b> | <b>1</b> | <b>14</b> | <b>6</b>  | <b>1</b> | <b>1</b>  | <b>21</b> | <b>32</b> | <b>0</b>  | <b>1</b>    | <b>.298</b> | <b>.288</b> | <b>2</b>  |
| 2014                | <b>Cincinnati</b> | <b>.246</b> | <b>75</b>  | <b>179</b> | <b>20</b> | <b>44</b>  | <b>58</b>  | <b>8</b>  | <b>0</b> | <b>2</b> | <b>17</b> | <b>7</b>  | <b>1</b> | <b>3</b>  | <b>24</b> | <b>38</b> | <b>2</b>  | <b>1</b>    | <b>.343</b> | <b>.324</b> | <b>5</b>  |
| 2015                | Buffalo           | .202        | 33         | 124        | 11        | 25         | 27         | 2         | 0        | 0        | 5         | 1         | 0        | 3         | 11        | 22        | 2         | 3           | .283        | .218        | 2         |
| MINOR LEAGUE TOTALS |                   | .259        | 653        | 2379       | 354       | 617        | 823        | 99        | 19       | 23       | 244       | 85        | 25       | 70        | 205       | 366       | 143       | 55          | .333        | .346        | 45        |
| DETROIT TOTALS      |                   | .244        | 818        | 2210       | 265       | 540        | 736        | 76        | 18       | 28       | 195       | 74        | 15       | 48        | 175       | 377       | 28        | 14          | .312        | .333        | 59        |
| MAJOR LEAGUE TOTALS |                   | .243        | 920        | 2436       | 295       | 592        | 803        | 85        | 18       | 30       | 214       | 84        | 16       | 55        | 203       | 420       | 30        | 15          | .314        | .330        | 68        |



# 98 JEREMY CARRELL

BULLPEN CATCHER

BORN: FEBRUARY 10, 1994

HOMETOWN: ST. CLAIR, MI

Opening Day Age: 27

Former Position: Infield

Enters his third season as a bullpen catcher for the Tigers after being named to the position in February, 2019.

- Duties include catching the Tigers pitching staff during warm-ups and relievers during the game as well as assisting with throwing batting practice.
- Prior to joining the Tigers as bullpen catcher, he spent one season as an assistant coach for Chipola College, helping the Indians to the national championship.
- Attended Wayne State University, where he was a four-year letterwinner and earned All-GLIAC first team honors as a sophomore and All-GLIAC honorable mention recognition as a freshman.
- Carrell graduated from St. Clair High School in 2012.



# 99 TIM REMES

BULLPEN CATCHER

BORN: JUNE 17, 1992

HOMETOWN: CORAL SPRINGS, FL

Opening Day Age: 28

Former Position: Catcher

Enters his fourth season as a bullpen catcher for the Tigers after being named to the position in February, 2018.

- Duties include catching the Tigers pitching staff during warm-ups and relievers during the game as well as assisting with throwing batting practice.
- Prior to joining the Tigers as bullpen catcher in 2018, he played six seasons at the Minor League level (2012-17) with the organization.
- Attended Santa Fe College in Gainesville, FL...was a two-time all Mid-Florida catcher, posting a .990 fielding percentage and throwing out 65 percent of runners, while posting a .300 batting average and 50 RBI in his collegiate career.

## OPENING DAY TRIFECTA

Dmitri Young belted three home runs for the Tigers on Opening Day at Comerica Park on April 4, 2005, matching the franchise's single-game record for home runs. Young became just the third Major League player to homer three times on Opening Day, joining George Bell of the Toronto Blue Jays (1988) and Karl "Tuffy" Rhodes of the Chicago Cubs (1994).

| Player              | Date          | Opponent          |
|---------------------|---------------|-------------------|
| George Bell         | April 4, 1988 | at Kansas City    |
| Karl "Tuffy" Rhodes | April 4, 1994 | vs. New York (NL) |
| Dmitri Young        | April 4, 2005 | vs. Kansas City   |



# JIM SCHMAKEL

**MANAGER,  
TIGERS CLUBHOUSE**

Enters his 44th season with the Tigers Major League club in charge of equipment and the Tigers clubhouse.

- Began his baseball career in 1966 as a batboy for the Toledo Mud Hens.
- Was Toledo's home team clubhouse manager for seven years (1967-73) and managed the visitors' side for three more seasons (1976-78).
- Also has an extensive background in the educational field, including a stint as Dean of Boys at Toledo Central Catholic School (1974-76)...was varsity golf, tennis and cross country coach at the school as well as assistant varsity basketball coach.
- Also taught math and served as the varsity boys basketball coach at Woodmore High School in the consolidated school district of Elmore and Woodville, OH in 1976-77.
- Graduated from the University of Toledo with a degree in education.
- 69 years old...is a native of Perrysburg, OH and now resides in Oakland, MI with his wife, Linda.
- He has three children, Katrina, Bryan and Jay...has eight grandchildren, Joseph, Jonathon and Resa Poremsky and Brandon, Madison, Logan, Olivia and Zoey Schmakel.



# JOHN NELSON

**ASSISTANT MANAGER,  
VISITING CLUBHOUSE**

First joined the organization in 1979 as a batboy and enters his 30th year in his current role.

- Responsible for all aspects of the visiting clubhouse.
- Worked five seasons as a Tigers batboy and five more in the club's mailroom (1988-92) before taking over clubhouse and equipment duties.
- 57 years old...is a native of Detroit.
- Attended St. Ladislaus High School in Hamtramck, MI.
- Served four years (1984-88) in the United States Air Force.
- He is married to Denise, and has twin children, Justin and Brandee.



## KEVIN RAND

**SENIOR DIRECTOR,  
MEDICAL SERVICES**

Enters his 40th season in professional baseball and 19th with the club...was originally named Head Athletic Trainer on October 15, 2002, and was promoted to his current position on November 28, 2017.

- Based in Lakeland, FL, Rand oversees the athletic training efforts of the entire organization...since baseball's return to play in summer of 2020 he has also served as the club's Infection Control Prevention Coordinator.
- Inducted to the Maine Sports Hall of Fame in May, 2019, and Maine Baseball Hall of Fame on July 29, 2007.
- Served as a trainer for the 2014 MLB All-Star Tour of Japan.
- Joined Tigers Assistant Athletic Trainers Steve Carter and Doug Teter in being named the Athletic Training Staff of the Year in 2006 by the Professional Baseball Athletic Trainer's Society (PBATS).
- Served as the head athletic trainer for the American League All-Star Team during the 2005 All-Star Game at Comerica Park on July 12, 2005.
- Spent the 2002 season as the assistant athletic trainer for the Montreal Expos after spending the previous nine seasons in the same position with the Florida Marlins.
- Prior to joining the Marlins on November 20, 1992, he spent 11 years in the New York Yankees organization, including the last four (1989-92) as the Minor League head athletic trainer/rehabilitation supervisor.
- Served as head athletic trainer with Triple A Columbus from 1986-88 after being promoted from his previous position as head athletic trainer at Double A Albany where he spent the 1985 season.
- Began his career serving as the head athletic trainer for the Single A Ft. Lauderdale Yankees from 1982-84.
- Served as the National League's assistant athletic trainer representative for PBATS from 1998-2001... served as the American League head athletic trainer representative from 2004-09.
- A 1981 graduate of Bowdoin College in Maine, Rand is a certified member of the National Athletic Trainers Association (NATA) and the National Strength and Conditioning Association (NSCA), in addition to being an NSCA certified personal trainer.
- Rand and his wife, Tisa, have four sons, Keegan, Kamden, Kallen and Kashton.




## DOUG TETER

**HEAD ATHLETIC TRAINER**

Enters his fourth season as the Tigers Head Athletic Trainer and 29th in the Tigers organization after serving as the club's Minor League Medical Coordinator for seven seasons before joining the Major League staff in 2006.

- Directs the day-to-day efforts of the club's Major League athletic training department.
- Joined Tigers Head Athletic Trainer Kevin Rand and Assistant Athletic Trainer Steve Carter in being named the Athletic Training Staff of the Year in 2006 by the Professional Baseball Athletic Trainer's Society (PBATS).
- Named the Dwight Lowry Award winner as the Tigers Player Development Man of the Year in 2001.
- Served as the club's rehabilitation coordinator in 1997-98.
- Joined the Tigers in 1993 as a trainer for Single A Fayetteville...served in the same role the following season for Single A Jamestown.
- Worked as the trainer for Single A Lakeland in 1995-96.
- Graduated from Central Michigan University in 1992 with a degree in sports medicine...earned a master's degree in sports medicine and health care from the University of Alabama in 2002.
- Leads the annual PLAY (Promoting a Lifetime of Activity among Youth) Campaign.
- A native of Constantine, MI, Teter and his wife, Joya, have three sons, Zachary, Deacon and Matthew.



# CHRIS McDONALD

## ASSISTANT ATHLETIC TRAINER

Enters his second season on the club's Major League training staff and his 21st as a trainer in the Tigers organization.

- Was tabbed the Minor League Athletic Trainer of the Year by the Professional Baseball Athletic Trainers Society (PBATS) in 2019, International League Trainer of the Year in 2018 and 2019 and the Eastern League Trainer of the Year in 2011.
- Spent the previous six seasons as the trainer for Triple A Toledo...prior to his time with the Mud Hens, he served as the trainer for Double A Erie for eight seasons.
- Interned in athletic training with the Tigers during Spring Training in 2000....worked as the athletic trainer with the Gulf Coast League Tigers (2001), Single A Oneonta (2002) and Single A Lakeland (2003-05).
- Graduated from Bowling Green State University in 2000 with a bachelor's of science in education after majoring in sport management with an emphasis in athletic training.
- A native of Troy, MI he worked as a home clubhouse attendant and bat boy for the Tigers from 1994-99.



# MATT RANKIN

## ASSISTANT ATHLETIC TRAINER

Enters his eighth season as the club's Assistant Athletic Trainer and his 26th as a trainer in the Tigers organization.

- Prior to joining the Major League staff he spent 13 seasons as an athletic trainer with Triple A Toledo.
- Tabbed the International League Trainer of the Year by the Professional Baseball Athletic Trainers Society (PBATS) in 2010.
- Joined the Tigers organization in 1996, spending that season with Single A Visalia before serving two years as a trainer with both Single A Jamestown (1997-98) and Single A Lakeland (1999-2000).
- Served as the trainer for Honolulu in the Hawaii Winter League in 1997, Delaware in the Maryland Fall League in 1998, the Phoenix Desert Dogs in the Arizona Fall League in 2006 and the Peoria Saguaros in the Arizona Fall League in 2007.
- Earned a bachelor's degree in community health and a master's degree in athletic training from Ohio University.
- He and his wife, Amy, have a son, Andrew.



## STEVE CHASE

### MAJOR LEAGUE STRENGTH & CONDITIONING COORDINATOR

Enters his first season on the Major League staff, serving as the Strength and Conditioning Coordinator. This year marks his 17th in the Tigers organization.

- Designs and implements strength and conditioning programs for Tigers players.
- Prior to joining the Major League staff he served six seasons as the Minor League strength and conditioning coordinator, based out of the TigerTown complex in Lakeland, Florida.
- Following the 2016 season, the organization named him the Dwight Lowry Player Development Person of the Year.
- Before becoming the player development system's coordinator, he was the strength and conditioning coach with Single A Lakeland (2005), Double A Erie (2006-07) and Triple A Toledo (2008).
- Is a certified Strength and Conditioning Specialist through the National Strength and Conditioning Association (NSCA).
- Earned his bachelor's degree from Grand Valley State University in physical education with an emphasis on health and wellness.




## MATT ROSENHAMER

### ASSISTANT MAJOR LEAGUE STRENGTH & CONDITIONING COORDINATOR

Enters his second season on the Tigers Major League staff and his seventh season in the Tigers organization.

- Joined the Major League club after spending the 2019 season as the strength & conditioning coach for Double A Erie.
- Previously served as the strength & conditioning coach for Single A Lakeland (2018), Single A West Michigan (2017), Single A Connecticut (2016) and the Gulf Coast League Tigers (2015).
- Prior to joining the Tigers, he completed internships within the field of health and exercise physiology at Emporia State University, Jesuit College Preparatory School of Dallas and the University of Tulsa.
- Earned a bachelor's degree in health promotion from Emporia State University, where he was also a member of the football team.



## BRIAN BRITTEN

**DIRECTOR,  
TEAM TRAVEL**

Enters his 22nd season with the Tigers and ninth in his current role after being named to the position on April 8, 2013.

- Responsible for arranging all team travel during the spring, regular and post seasons.
- Spent 13 seasons in the Tigers media relations department, including five as the club's Director of Baseball Media Relations...originally joined the organization in March 2000.
- Directed media operations at the 2005 Major League Baseball All-Star Game at Comerica Park and throughout the postseason for the 2006 American League Champion Tigers, 2011 American League Central Division Champion Tigers and 2012 American League Champion Tigers...has also worked the All-Star Game in 2004 (Houston), 2007 (San Francisco), 2010 (Anaheim) and 2011 (Phoenix).
- Prior to joining the Tigers, spent four years in various capacities with the Toledo Mud Hens.
- Graduated from Bowling Green State University in May, 1999 with a B.S. in education and sport management...named the Outstanding Student in his major in 1999.
- Is 44 years-old and a native of Perrysburg, OH.



## HEATHER NABOZNY

**HEAD GROUNDSKEEPER**

Enters her 23rd season as the head of the Tigers grounds crew after joining the club on January 19, 1999.

- According to a survey of teams, she is believed to be the first female Head Groundskeeper in the modern history of Major League Baseball.
- Inducted into the West Michigan Whitecaps Hall of Fame on January 19, 2011.
- Has served on the grounds crew for 18 straight Super Bowls, beginning with Super Bowl XXXVIII at Reliant Stadium in Houston, TX...also served on the grounds crew for the 2010 NFL Pro Bowl at Sun Life Stadium in Miami, FL, the 2010, 2015 and 2016-19 NFL International Series in London and the 2016-19 NFL Mexico Game in Mexico City, Mexico.
- Named one of *Crain's Detroit Business'* 40 under 40 in 2006, as one of the top individuals who have achieved solid business success under the age of 40.
- Received the Dick Ericson Award from the Sports Turf Managers Association (STMA) in 2001, one of the highest awards issued by the association.
- Born in Detroit and raised in Milford, MI, she attended Northern Michigan University and Lansing Community College...graduated from Michigan State's Sports Turf Management Program in 1993.
- Performed an internship at Michigan State in athletic grounds in 1993.
- Worked as a groundskeeper at the Toronto Blue Jays Spring Training camp in Dunedin, FL in 1993 and 1994.
- Joined the Single A West Michigan Whitecaps as Head Groundskeeper in 1994...remained with the Whitecaps until joining the parent club in Detroit.

# 2021 TIGERS







# 70 TYLER ALEXANDER

HT: 6-2 WT: 200 BT: R TH: L BORN: 7/14/1994 IN CHICAGO, IL

## LEFTHANDED PITCHER

Opening Day Age: 26

Residence: Southlake, TX

Major League Service: 1.058

Signed Through: 2021

How Obtained: Selected by the Tigers in the second round of the 2015 MLB Draft

### SEASON HIGHLIGHTS

Played his first full Major League season in **2020**, working primarily out of the bullpen...appeared in 14 games and made a pair of starts.

- Posted a combined 2-3 record and 3.96 ERA (36.1IP/16ER) over his 14 outings, on 39 hits and nine walks, while striking out 34...of his 12 relief appearances, 11 went for multiple innings, over which he was 2-2 with a 3.18 ERA (28.1IP/10ER), walking six and striking out 28.
- Had a historic outing in the first game of the doubleheader on August 2 vs. Cincinnati, tossing 3.2 hitless innings of relief, striking out nine consecutive batters and 10 total...that mark of nine-straight punchouts was the longest such stretch in an outing for a reliever in Major League history, tied an American League record (last, Doug Fister, September 27, 2012 vs. Kansas City) and fell one shy of the Major League record of 10 (Tom Seaver, April 22, 1970 vs. San Diego)...the outing marked the first double-digit punchout performance of his career, topping his previous career high of nine (July 27, 2019 at Seattle).
- Though he allowed a career-high three walks on August 11 vs. Cleveland, he's stood out since making his Major League debut on July 3, 2019 at limiting free passes...among hurlers with at least 80.0 innings pitched during that span, he ranks third in the American League and fourth in the Majors for the fewest walks allowed (16).

Saw the first Major League action of his career in **2019**, pitching in 13 games, including eight starts, with Detroit...also pitched in 20 games, including 16 starts, with Triple A Toledo.

- Led all Major League rookie pitchers (min. 50.0 innings) with 1.17 walks per nine innings, issuing just seven walks in 53.2 innings pitched.
- Struck out a season-high 12 batters on June 22 vs. Rochester, throwing 7.0 scoreless innings with two hits allowed.
- Named the International League Pitcher of the Week for the week ending June 23...made two starts during the week, throwing 13.2 scoreless innings with six hits allowed, four walks and 15 strikeouts.
- Had his contract selected on July 3 and served as the 26th man in the second game of that day's doubleheader at Chicago (AL)...made his Major League debut that night, allowing two earned runs over 5.0 innings, striking out four...punched out Leury Garcia in the first inning, the first Major League batter he faced.
- Earned the first win of his Major League career on September 16 vs. Baltimore, allowing one run on four hits with three strikeouts in 6.0 innings.
- Had a strong finish to the season, holding opponents to three earned-runs-or-fewer in each of his final seven outings...among rookies with at least 27.0 innings pitched over that span, his 3.29 ERA (27.1IP/10ER) ranked third in the American League and seventh in the Majors...additionally, his four walks over that span led Major League rookies (min. 27.0 IP).

Combined to make 26 appearances, including 24 starts, between Double A Erie and Triple A Toledo in **2018**.

- Began the season with Erie, where he allowed three earned runs-or-less in each of his first eight starts of the season, posting a 3-1 record with a 3.02 ERA (44.2IP/15ER) and 33 strikeouts.
- Started five games with Toledo in July, compiling a 0-2 record with a 3.86 ERA (32.2IP/14ER) and 20 strikeouts.

Spent the entire **2017** season with Double A Erie, appearing in 27 games, including 26 starts.

- Ranked third in the Eastern League in games started, while he was fifth in strikeouts (120) and 10th in innings pitched (138.1).
- Threw the first complete game of his career on June 25 at Bowie, striking out eight and allowing five runs on eight hits in 7.0 innings.
- Turned in his longest outing of the season on August 2 at Altoona, tossing 7.1 shutout innings with three hits allowed and eight strikeouts.
- Ranked as the fourth-best prospect in the Tigers organization by *Baseball America*.



## 2021 TIGERS

Pitched in 25 games, including 24 as a starter, between Single A Lakeland and Double A Erie in 2016.

- Named a Tigers organization All-Star by MiLB.com.
- Selected to the Florida State League midseason All-Star Team.
- Did not allow an earned run in five consecutive starts from April 29-May 22, throwing 31.0 innings during that span.
- Named the Tigers Minor League Pitcher of the Month for May, posting a 3-0 record with a 0.29 ERA (31.0IP/1ER) and 26 strikeouts.
- Tabbed Florida State League Pitcher of the Week for the week ending July 31 after throwing 6.0 shutout innings with two hits allowed and three strikeouts on July 30 at St. Lucie.
- Rated as the 28th-best prospect in the Tigers organization by *Baseball America*.

Completed his first season of professional baseball in 2015, making 12 starts with Single A Connecticut.

- Tabbed a short season All-Star by *Baseball America* and was named to the New York-Penn League midseason All-Star Team.
- Did not allow more than one earned run in any of his 12 starts during the season.
- Began his professional career by not allowing a run in his first four starts, throwing 13.0 scoreless innings over that span.
- Ranked as the No. 12 prospect in the New York-Penn League by *Baseball America*.

### AMATEUR HIGHLIGHTS

- Played collegiately at Texas Christian University, where he earned honorable mention All-Big 12 honors as a sophomore in 2015 and was named a freshman All-American and second team All-Big 12 in 2014.
- Graduated from Southlake Carroll High School, and was District 4-5A co-MVP and first team All-State as a senior...was named area Pitcher of the Year as a junior and senior.

### TRANSACTIONS

- Selected by the Tigers in the 23rd round of the 2013 MLB Draft out of Carroll High School (TX), but did not sign
- Selected by the Tigers in the second round of the 2015 MLB Draft out of Texas Christian University (signing scout: Matt Lea)

### TYLER JOHN ALEXANDER'S CAREER RECORD

| Year                | Club           | W-L        | ERA         | G         | GS       | CG       | SHO      | SV       | IP          | H         | TBF        | R         | ER        | HR       | HB       | BB       | SO        | WP       | BK       | AVG         |
|---------------------|----------------|------------|-------------|-----------|----------|----------|----------|----------|-------------|-----------|------------|-----------|-----------|----------|----------|----------|-----------|----------|----------|-------------|
| 2015                | Connecticut    | 0-2        | 0.97        | 12        | 12       | 0        | 0        | 0        | 37.0        | 17        | 135        | 7         | 4         | 3        | 1        | 5        | 33        | 0        | 0        | .133        |
| 2016                | Lakeland       | 6-7        | 2.21        | 19        | 18       | 0        | 0        | 0        | 102.0       | 87        | 407        | 36        | 25        | 7        | 3        | 16       | 82        | 0        | 0        | .226        |
|                     | Erie           | 2-1        | 3.15        | 6         | 6        | 0        | 0        | 0        | 34.1        | 36        | 138        | 13        | 13        | 4        | 1        | 4        | 23        | 0        | 0        | .273        |
| 2017                | Erie           | 8-9        | 5.07        | 27        | 26       | 1        | 0        | 0        | 138.1       | 178       | 614        | 95        | 78        | 20       | 7        | 23       | 120       | 3        | 1        | .309        |
| 2018                | Erie           | 3-2        | 3.75        | 9         | 9        | 0        | 0        | 0        | 48.0        | 64        | 212        | 22        | 20        | 7        | 2        | 9        | 35        | 1        | 0        | .325        |
|                     | Toledo         | 3-6        | 4.79        | 17        | 15       | 0        | 0        | 0        | 92.0        | 120       | 399        | 58        | 49        | 9        | 3        | 13       | 60        | 0        | 0        | .319        |
| 2019                | Toledo         | 5-10       | 5.13        | 20        | 16       | 0        | 0        | 0        | 98.1        | 112       | 433        | 57        | 56        | 18       | 11       | 23       | 108       | 2        | 0        | .284        |
|                     | <b>DETROIT</b> | <b>1-4</b> | <b>4.86</b> | <b>13</b> | <b>8</b> | <b>0</b> | <b>0</b> | <b>0</b> | <b>53.2</b> | <b>68</b> | <b>235</b> | <b>30</b> | <b>29</b> | <b>9</b> | <b>2</b> | <b>7</b> | <b>47</b> | <b>1</b> | <b>0</b> | <b>.302</b> |
| 2020                | <b>DETROIT</b> | <b>2-3</b> | <b>3.96</b> | <b>14</b> | <b>2</b> | <b>0</b> | <b>0</b> | <b>0</b> | <b>36.1</b> | <b>39</b> | <b>152</b> | <b>16</b> | <b>16</b> | <b>8</b> | <b>4</b> | <b>9</b> | <b>34</b> | <b>0</b> | <b>0</b> | <b>.283</b> |
| MINOR LEAGUE TOTALS |                | 27-37      | 3.99        | 110       | 102      | 1        | 0        | 0        | 550.0       | 614       | 2338       | 288       | 244       | 68       | 28       | 93       | 461       | 6        | 1        | .281        |
| MAJOR LEAGUE TOTALS |                | 3-7        | 4.50        | 27        | 10       | 0        | 0        | 0        | 90.0        | 107       | 387        | 46        | 45        | 17       | 6        | 16       | 81        | 0        | 0        | .295        |

### MAJOR LEAGUE CAREER FIELDING

|         | G  | TC | PO | A | E | DP | PCT   |
|---------|----|----|----|---|---|----|-------|
| Pitcher | 27 | 12 | 3  | 9 | 0 | 1  | 1.000 |

### MAJOR LEAGUE CAREER HIGHS

**Longest Winning Streak in Games with Decision:** No Major League win streaks

**Longest Losing Streak in Games with Decision:** 3 - July 27-August 7, 2019

**Strikeouts:** 10 - August 2, 2020 vs. Cincinnati

**Walks:** 3 - August 11, 2020 vs. Chicago (AL)

**Innings (starter):** 7.0 - July 21, 2019 vs. Toronto

**Innings (relief):** 4.0 (twice) - last, September 10, 2019 vs. New York (AL)

## FOUR GRAND SLAMS IN A MONTH MATCH CLUB RECORD

Curtis Granderson, Carlos Guillen, Craig Monroe and Ivan Rodriguez all connected for a grand slam in April, 2007. The four in a month matched the club record established in June, 1968 when Mickey Stanley connected for one grand slam and Jim Northrup belted three grand slams.

Tigers teams have connected for three grand slams during a single month 14 times in franchise history.

Courtesy of David Vincent



# 60 AKIL BADDOO

HT: 6-1 WT: 210 BT: L TH: L BORN: 8/16/1998 IN SILVER SPRING, MD

## OUTFIELDER

Opening Day Age: 22

Residence: Conyers, GA

Major League Service: 0.000

Signed Through: 2021

How Obtained: Selected by the Tigers from Minnesota in the Major League phase of the Rule 5 Draft on December 10, 2020

### SEASON HIGHLIGHTS

Worked out remotely during the **2020** season as a result of the COVID-19 pandemic.

- Ranked as the No. 20 prospect in the Twins organization by *Baseball America*.

Played in just 29 games with Single A Fort Myers in **2019** due to injury.

- On the injured list from May 12-September 16 with a left forearm strain.
- Rated as the 19th-best prospect in the Minnesota Minor League system by *Baseball America*.

Spent the entire **2018** season with Single A Cedar Rapids, leading the team with 113 games played.

- Scored the winning run on a walk-off sacrifice fly on April 7 vs. Quad Cities...the run was the first scored of the season under the new Minor League extra-inning rule, which places a runner on second base to start the 10th inning.
- Sidelined from May 21-28 with a right hamstring spasm.
- Had four hits, including a double and two triples, on June 2 at Burlington.
- Posted an 11-game hitting streak from June 26-July 8, batting .408/.463/.714 with four doubles, two triples and two RBI.
- Helped clinch the first round victory over Beloit in the Midwest League playoffs by going 3x4 with a double, a RBI and a run scored in Game 2.
- Ranked as the No. 11 prospect in the Twins organization, and the No. 18 prospect in the Midwest League by *Baseball America*.

Combined to play in 53 games between the GCL Twins and Rookie-level Elizabethton in **2017**.

- Named a *Baseball America* Rookie All-Star and a Twins Organization All-Star by MiLB.com.
- Compiled a 13-game hitting streak from July 31-August 19, during which he batted .460/.557/.680 with six RBI.
- Selected the MiLB.com Appalachian League Player of the Month for August after hitting .389/.504/.622 with 13 doubles, one triple, two home runs and 13 RBI.
- Ranked as the 16th-best prospect in the Twins system and the No. 7 prospect in the Appalachian League by *Baseball America*.

Began his professional career in **2016** with the GCL Twins, playing in 38 games.

- On injured list from July 12-20 with a left hamstring strain.

### AMATEUR HIGHLIGHTS

- Was rated the 63rd-best prospect by *Baseball America* entering the 2016 MLB Draft...was named a Rawlings-Perfect Game second team All-American and to the Southeast All-Region First Team in **2016** and a Perfect Game Underclass High Honorable Mention in **2015**.

### TRANSACTIONS

- Selected by Minnesota in lottery round B (74th overall) of the 2016 MLB Draft out of Salem High School (GA)
- On injured list, July 12-20, 2016 (left hamstring strain)
- On injured list, May 21-28, 2018 (right hamstring spasm)
- On injured list, May 12-September 16, 2019 (left forearm strain)
- Selected by the Tigers from Minnesota in the Major League phase of the Rule 5 Draft on December 10, 2020



## AKIL NEEDOM BADDOO'S CAREER RECORD

| Year                | Club         | AVG  | G   | AB  | R   | H   | TB  | 2B | 3B | HR | RBI | SH | SF | HB | BB  | SO  | SB | CS | OBP  | SLG  | E |
|---------------------|--------------|------|-----|-----|-----|-----|-----|----|----|----|-----|----|----|----|-----|-----|----|----|------|------|---|
| 2016                | GCL Twins    | .178 | 38  | 107 | 15  | 19  | 29  | 0  | 2  | 2  | 15  | 0  | 1  | 1  | 18  | 36  | 8  | 1  | .299 | .271 | 2 |
| 2017                | GCL Twins    | .267 | 20  | 75  | 18  | 20  | 33  | 4  | 3  | 1  | 10  | 0  | 0  | 2  | 9   | 13  | 4  | 0  | .360 | .440 | 0 |
|                     | Elizabethton | .357 | 33  | 126 | 39  | 45  | 73  | 15 | 2  | 3  | 19  | 0  | 1  | 3  | 27  | 19  | 5  | 4  | .478 | .579 | 0 |
| 2018                | Cedar Rapids | .243 | 113 | 437 | 83  | 106 | 183 | 22 | 11 | 11 | 40  | 2  | 3  | 1  | 74  | 124 | 24 | 5  | .351 | .419 | 1 |
| 2019                | Fort Myers   | .214 | 29  | 117 | 15  | 25  | 46  | 3  | 3  | 4  | 9   | 0  | 1  | 1  | 12  | 39  | 6  | 2  | .290 | .393 | 2 |
| 2020                | Did Not Play |      |     |     |     |     |     |    |    |    |     |    |    |    |     |     |    |    |      |      |   |
| MINOR LEAGUE TOTALS |              | .249 | 233 | 862 | 170 | 215 | 364 | 44 | 21 | 21 | 93  | 2  | 6  | 8  | 140 | 231 | 47 | 12 | .357 | .422 | 5 |



# 48 MATTHEW BOYD

HT: 6-3 WT: 234 BT: L TH: L BORN: 2/2/1991 IN MERCER ISLAND, WA

## LEFTHANDED PITCHER

Opening Day Age: 30 Residence: Sammamish, WA

Major League Service: 4.136 Signed Through: 2021

How Obtained: Acquired by the Tigers along with Daniel Norris and Jairo Labourt from Toronto in exchange for David Price on July 30, 2015.

### SEASON HIGHLIGHTS

One of baseball's most durable pitchers during the abbreviated **2020** campaign, Boyd made 12 starts spanning 60.1 innings.

- Posted a 3-7 record and 6.71 ERA (60.1IP/45ER) on 67 hits, 22 walks and 60 strikeouts during the club's 58-game sprint season...started his year 0-4, but won three of his final six outings...posted a season high in strikeouts on August 17 at Chicago (AL), punching out nine over just 4.0 innings pitched.
- Lefthanded batters hit just .135 (5x37) off him this season, while righties batted .304 (62x204).
- Tossed the second complete game of his career in the first game of the doubleheader on September 4 at Minnesota...punched out eight hitters over 6.0 innings pitched, but took the loss after allowing two solo home runs...became the first Tigers pitcher to throw a complete game and take the loss since Michael Fulmer on May 27, 2017 at Chicago (AL).
- Threw 1,086 total pitches, which was the 10th highest total for any American League pitcher in 2020... also led Tigers pitchers in starts, innings pitched and strikeouts.

Established career highs in several categories in **2019**, including games started (32), innings pitched (185.1) and strikeouts (238), while he tied a career high in victories (nine).

- Set a franchise record with 11.56 strikeouts per nine innings, which ranked fourth in the American League and sixth in the Major Leagues...also ranked fourth in the AL and 10th in the Majors with a 4.76 strikeout-to-walk ratio, sixth in the AL and 10th in the Majors with 238 strikeouts, ninth in the AL with a 1.23 WHIP and 10th with a .247 (178x721) opponent batting average.
- Finished the season with 238 strikeouts, which is the fifth-highest, single-season total by a lefthanded pitcher in franchise history...became the first Detroit pitcher to strike out 200-or-more batters in a season since Justin Verlander in 2016 and just the third southpaw in club history to reach the mark, joining Mickey Lolich (seven times) and Hal Newhouser (twice).
- Posted seven games with 10-or-more strikeouts during the season, which is tied for the sixth-highest total by a Tigers pitcher since 1908 and the most since Justin Verlander had eight such games in 2016.
- Recorded double-digit strikeouts in each of his first two starts of the season, fanning 10 on March 29 at Toronto and 13 on April 3 at New York (AL)...became the first Tigers pitcher since at least 1908 to open the season with consecutive double-digit strikeout performances.
- Notched seven consecutive quality starts from April 3-May 8, compiling a 4-1 record with a 2.58 ERA (45.1IP/13ER) and 53 strikeouts...limited opponents to a .190 (31x163) batting average over that span.
- Named the Tigers Pitcher of the Month for May, compiling a 3-2 record with a 2.55 ERA (35.1IP/10ER) and 40 strikeouts...ranked fifth in the American League in ERA, while he was 10th in strikeouts.
- Struck out 10-or-more batters in three consecutive starts from June 26-July 13, striking out 11 on June 26 vs. Texas, 13 on July 4 at Chicago (AL) and 10 on July 13 at Kansas City...became just the fourth Detroit pitcher since 1908 to strike out 10-or-more batters in three consecutive games, joining Mickey Lolich (three times), Denny McLain and Justin Verlander.

Made 30-or-more starts in a season for the first time in his career in **2018**, making 31 starts.

- Finished the season ranked 10th in the American League with a .228 (146x639) opponent batting average...among AL pitchers following the All-Star break, he ranked seventh in WHIP (1.08) and 10th in opponent batting average (.230, 63x274).

- Excelled at Comerica Park, posting a 6-3 record with a 2.63 ERA (78.2IP/23ER) and 69 strikeouts in 14 starts, while he went 3-10 with a 5.89 ERA (91.2IP/60ER) and 90 strikeouts in 17 road starts...ranked fourth among AL pitchers with a 2.63 home ERA (min. 75.0 innings pitched).
- Started the season by throwing 6.0-or-more innings and allowing one run-or-less in each of his first three starts...became the first Tigers lefthanded pitcher since at least 1908 to work at least 6.0 innings and give up one run-or-less in each of his first three starts of the season.
- Named the Tigers Pitcher of the Month for May after posting a 3-2 record with a 3.18 ERA (34.0IP/12ER) and 31 strikeouts in six starts.
- Tossed a season-high 8.0 shutout innings on July 31 vs. Cincinnati, scattering four hits and fanning seven.
- Recorded the first double-digit strikeout game of his career on September 8 vs. St. Louis, striking out 11.

Spent most of the **2017** season with the Tigers, appearing in 26 games, including 25 starts.

- Made eight starts at Triple A Toledo during the season, throwing 6.0-or-more innings in six of his eight starts and allowing three runs-or-less in seven-of-eight starts.
- Started five games for Detroit in April and posted a 2-1 record with a 3.86 ERA (25.2IP/11ER) and 19 strikeouts.
- Picked up his first Major League hit on May 10 at Arizona off Zack Godley.
- Recorded his first career shutout on September 17 vs. Chicago (AL), allowing just one hit and striking out five...threw 8.2 no-hit innings and allowed a two-out double to Tim Anderson in the ninth inning, breaking up the no-hitter.
- Named Tigers Pitcher of the Month for September after compiling a 1-3 record with a 2.95 ERA (36.2IP/12ER), 30 hits allowed, 11 walks and 30 strikeouts...ranked fourth in the AL with 36.2 innings pitched in September, while he was 10th with a .216 (30x139) opponent batting average.

Completed his first season in a Tigers uniform in **2016**, pitching in 20 games, including 18 starts.

- Struck out a season-high nine batters with Toledo on May 20 at Lehigh Valley.
- Posted 10 consecutive starts with three-or-fewer runs allowed from July 9-September 6 -- during the stretch, which also included one relief appearance, Boyd had a 5-1 record with a 2.56 ERA (56.1IP/16ER), 49 hits allowed, 16 walks and 52 strikeouts.
- Lefthanded hitters posted a .172 (11x64) average against him, while righthanders batted .276 (86x312).

Opened the **2015** season in the Toronto Blue Jays organization before being acquired by the Tigers along with Daniel Norris and Jairo Labourt in exchange for David Price.

- Won MiLB.com fans' choice vote for best starting pitcher in the Minor Leagues.
- Selected as a Minor League All-Star and a Double A All-Star by *Baseball America*...in 19 starts in the Minors, he led all qualified starters in WHIP (0.85) and opponents batting average (.176), while he was second in ERA.
- Assigned to Double A New Hampshire to begin the season and did not allow a run in his first three starts, a span that stretched 14.1 innings.
- Named the Eastern League Pitcher of the Week for the week ending May 17, posting a 1-0 record, a 0.00 ERA (12.0IP/0ER) and 11 strikeouts in two starts.
- Finished the month of May with a 3-0 record, a 1.19 ERA (37.2IP/5ER) and 30 strikeouts in six starts with New Hampshire.
- Had his contract purchased from Triple A Buffalo on June 27 -- made his Major League debut that day vs. Texas, throwing 6.2 innings and allowing four runs on nine hits with seven strikeouts.
- Made his Tigers debut on August 5 vs. Kansas City and picked up the first win of his Major League career, throwing a season-high 7.0 innings and giving up one run on seven hits with two strikeouts.
- Ranked as the 29th-best prospect in the Blue Jays organization by *Baseball America*.

Split the **2014** season between Single A Dunedin and Double A New Hampshire in the Toronto Blue Jays organization.

- Did not allow a run in four of his first five outings with Dunedin -- posted a 4-0 record, a 0.29 ERA (31.0IP/1ER), 18 hits allowed, five walks and 37 strikeouts during the stretch.
- Earned Florida State League Pitcher of the Week honors three times during the season, receiving the award on April 14, April 28 and August 25.

Split the **2013** season between Single A Lansing and Single A Dunedin in the Toronto Blue Jays organization.

- Made his professional debut on July 25 vs. Dayton, throwing 1.0 scoreless inning of relief with two hits allowed and two strikeouts.

#### AMATEUR HIGHLIGHTS

- Attended Oregon State University and helped the Beavers to the **2013** College World Series -- earned first team All-Pac-12 honors and was named a third team All-American by *Baseball America* as a senior.

#### IN THE COMMUNITY

- In September of **2018**, Matthew and his wife, Ashley, launched Kingdom Home, a nonprofit organization that exists to end child sex slavery through prevention, with a donation of \$100,000. Located in Uganda, Kingdom Home provides a place of refuge, restoration and hope for children at risk. Nearly 200 children, both girls and boys, have been rescued from sex trafficking, gender-based violence, forced child marriages and abandonment. The home not only helps to restore children, but also protects them, and reduces the likelihood that they would re-enter the sex trade or exploitative labor.



# 2021 TIGERS

- In addition to Kingdom Home, Boyd is a very active member in the Detroit and Lakeland communities. During the 2020 season he played a significant role in the club's efforts in the area of COVID-19 prevention and relief, while continuing to help in other important spaces such as honoring veterans, first responders and those in need.
- For the second consecutive year, Boyd contributed and served as a spokesman for the Detroit Tigers participation in MLB's league wide Home Plate Project which, in 2020, resulted in a gift of \$30,000 to Detroit Public Schools Community District to help feed students as a result of the unanticipated school closures due to COVID-19.

## TRANSACTIONS

- Selected by Cincinnati in the 13th round of the 2012 MLB Draft out of Oregon State University, but did not sign
- Acquired by Toronto in the sixth round of the 2013 MLB Draft out of Oregon State University
- Selected by the Tigers along with Daniel Norris and Jairo Labourt from Toronto in exchange for David Price on July 30, 2015
- On paternity list, August 20-23, 2019

## MATTHEW ROBERT BOYD'S CAREER RECORD

| Year                | Club           | W-L         | ERA          | G         | GS        | CG       | SHO      | SV       | IP           | H          | TBF        | R          | ER        | HR        | HB        | BB        | SO         | WP       | BK       | AVG         |
|---------------------|----------------|-------------|--------------|-----------|-----------|----------|----------|----------|--------------|------------|------------|------------|-----------|-----------|-----------|-----------|------------|----------|----------|-------------|
| 2013                | Lansing        | 0-1         | 0.64         | 5         | 3         | 0        | 0        | 0        | 14.0         | 7          | 51         | 1          | 1         | 0         | 0         | 1         | 12         | 1        | 0        | .140        |
|                     | Dunedin        | 0-2         | 5.40         | 3         | 2         | 0        | 0        | 0        | 10.0         | 7          | 37         | 6          | 6         | 2         | 0         | 3         | 11         | 0        | 0        | .206        |
| 2014                | Dunedin        | 5-3         | 1.39         | 16        | 16        | 1        | 0        | 0        | 90.2         | 65         | 357        | 20         | 14        | 4         | 4         | 20        | 103        | 3        | 1        | .196        |
|                     | New Hampshire  | 1-4         | 6.96         | 10        | 10        | 0        | 0        | 0        | 42.2         | 55         | 197        | 33         | 33        | 5         | 3         | 13        | 44         | 3        | 0        | .307        |
| 2015                | New Hampshire  | 6-1         | 1.10         | 12        | 12        | 0        | 0        | 0        | 73.2         | 39         | 273        | 11         | 9         | 3         | 1         | 18        | 70         | 2        | 1        | .155        |
|                     | Buffalo        | 3-1         | 2.77         | 6         | 6         | 0        | 0        | 0        | 39.0         | 32         | 153        | 13         | 12        | 5         | 1         | 6         | 37         | 2        | 0        | .219        |
|                     | Toledo         | 0-0         | 0.00         | 1         | 1         | 0        | 0        | 0        | 2.0          | 0          | 9          | 0          | 0         | 0         | 0         | 3         | 1          | 0        | 0        | .000        |
|                     | <b>Toronto</b> | <b>0-2</b>  | <b>14.85</b> | <b>2</b>  | <b>2</b>  | <b>0</b> | <b>0</b> | <b>0</b> | <b>6.2</b>   | <b>15</b>  | <b>36</b>  | <b>11</b>  | <b>11</b> | <b>5</b>  | <b>0</b>  | <b>1</b>  | <b>7</b>   | <b>2</b> | <b>0</b> | <b>.441</b> |
| 2016                | <b>DETROIT</b> | <b>1-4</b>  | <b>6.57</b>  | <b>11</b> | <b>10</b> | <b>0</b> | <b>0</b> | <b>0</b> | <b>50.2</b>  | <b>56</b>  | <b>216</b> | <b>39</b>  | <b>37</b> | <b>12</b> | <b>1</b>  | <b>19</b> | <b>36</b>  | <b>2</b> | <b>0</b> | <b>.290</b> |
|                     | Toledo         | 2-5         | 2.25         | 11        | 11        | 0        | 0        | 0        | 64.0         | 53         | 259        | 20         | 16        | 5         | 2         | 18        | 57         | 0        | 0        | .224        |
| 2017                | <b>DETROIT</b> | <b>6-5</b>  | <b>4.53</b>  | <b>20</b> | <b>18</b> | <b>0</b> | <b>0</b> | <b>0</b> | <b>97.1</b>  | <b>97</b>  | <b>412</b> | <b>51</b>  | <b>49</b> | <b>17</b> | <b>4</b>  | <b>29</b> | <b>82</b>  | <b>1</b> | <b>0</b> | <b>.258</b> |
|                     | Toledo         | 3-3         | 2.82         | 8         | 8         | 1        | 0        | 0        | 51.0         | 35         | 199        | 16         | 16        | 7         | 1         | 13        | 53         | 1        | 0        | .191        |
|                     | <b>DETROIT</b> | <b>6-11</b> | <b>5.27</b>  | <b>26</b> | <b>25</b> | <b>1</b> | <b>1</b> | <b>0</b> | <b>135.0</b> | <b>157</b> | <b>605</b> | <b>84</b>  | <b>79</b> | <b>18</b> | <b>3</b>  | <b>53</b> | <b>110</b> | <b>2</b> | <b>0</b> | <b>.291</b> |
| 2018                | <b>DETROIT</b> | <b>9-13</b> | <b>4.39</b>  | <b>31</b> | <b>31</b> | <b>0</b> | <b>0</b> | <b>0</b> | <b>170.1</b> | <b>146</b> | <b>709</b> | <b>87</b>  | <b>83</b> | <b>27</b> | <b>11</b> | <b>51</b> | <b>159</b> | <b>6</b> | <b>2</b> | <b>.228</b> |
| 2019                | <b>DETROIT</b> | <b>9-12</b> | <b>4.56</b>  | <b>32</b> | <b>32</b> | <b>0</b> | <b>0</b> | <b>0</b> | <b>185.1</b> | <b>178</b> | <b>788</b> | <b>101</b> | <b>94</b> | <b>39</b> | <b>8</b>  | <b>50</b> | <b>238</b> | <b>6</b> | <b>4</b> | <b>.247</b> |
| 2020                | <b>DETROIT</b> | <b>3-7</b>  | <b>6.71</b>  | <b>12</b> | <b>12</b> | <b>1</b> | <b>0</b> | <b>0</b> | <b>60.1</b>  | <b>67</b>  | <b>271</b> | <b>46</b>  | <b>45</b> | <b>15</b> | <b>5</b>  | <b>22</b> | <b>60</b>  | <b>5</b> | <b>0</b> | <b>.278</b> |
| MINOR LEAGUE TOTALS |                | 20-20       | 2.49         | 72        | 69        | 2        | 0        | 0        | 387.0        | 293        | 1535       | 120        | 107       | 31        | 12        | 95        | 388        | 12       | 2        | .207        |
| DETROIT TOTALS      |                | 34-52       | 4.98         | 132       | 128       | 2        | 1        | 0        | 699.0        | 701        | 3001       | 408        | 387       | 128       | 32        | 224       | 685        | 22       | 6        | .259        |
| MAJOR LEAGUE TOTALS |                | 34-54       | 5.08         | 134       | 130       | 2        | 1        | 0        | 705.2        | 716        | 3037       | 419        | 398       | 133       | 32        | 225       | 692        | 24       | 6        | .261        |

## MAJOR LEAGUE CAREER FIELDING

|         | G   | TC | PO | A  | E | DP | PCT  |
|---------|-----|----|----|----|---|----|------|
| Pitcher | 134 | 86 | 22 | 57 | 7 | 2  | .919 |

## MAJOR LEAGUE CAREER HIGHS

- Longest Winning Streak in Games with Decision:** 5 - July 18-August 24, 2016
- Longest Losing Streak in Games with Decision:** 6 - August 10, 2015-June 18, 2016
- Strikeouts:** 13 (twice) - last, July 4, 2019 at Chicago (AL)
- Walks:** 5 (twice) - last, August 25, 2019 at Minnesota
- Innings (starter):** 9.0 - September 17, 2017 vs. Chicago (AL)
- Innings (relief):** 4.2 - April 24, 2016 vs. Cleveland
- Low-Hit Game (CG):** 1 - September 17, 2017 vs. Chicago (AL)

## CONSECUTIVE SAVES CONVERTED BY TIGERS

The following is a list of the 12 longest consecutive saves streaks converted by a Tigers pitcher during a single season:

| Player              | Streak | Date                 | Year |
|---------------------|--------|----------------------|------|
| Jose Valverde       | 49     | April 3-September 28 | 2011 |
| Guillermo Hernandez | 32     | April 6-September 23 | 1984 |
| Todd Jones          | 26     | April 25-July 30     | 2000 |
| Jose Valverde       | 24     | April 9-August 21    | 2010 |
| Todd Jones          | 22     | June 27-September 15 | 1997 |
| Matt Anderson       | 22     | May 2-September 28   | 2001 |
| John Hiller         | 21     | April 17-July 10     | 1973 |
| Fernando Rodney     | 21     | April 11-July 24     | 2009 |
| Todd Jones          | 19     | June 10-August 30    | 2006 |
| Francisco Rodriguez | 19     | April 6-June 12      | 2016 |
| Tom Timmerman       | 16     | April 12-June 21     | 1970 |
| Fernando Rodney     | 16     | August 5-October 4   | 2009 |

Courtesy of STATS LLC



37

**BEAU  
BURROWS**
**HT: 6-2 WT: 210 BT: R TH: R BORN: 9/18/1996 IN FORT WORTH, TX**
**RIGHTHANDED PITCHER**
**Opening Day Age:** 24

**Residence:** Weatherford, TX

**Major League Service:** 0.061

**Signed Through:** 2021

**How Obtained:** Selected by the Tigers in the first round (22nd overall) of the 2015 MLB Draft

**SEASON HIGHLIGHTS**

Saw his first-ever Major League action during the **2020** season, appearing in five games for the Tigers... spent the remainder of the season at the Alternate Training Site in Toledo.

- Allowed four earned runs over 6.2 innings pitched on the season with Detroit...made his Major League debut on July 27 vs. Kansas City, and allowed three earned runs over 2.1 innings pitched from the bullpen.
- Recorded his first strikeout of his big league career on August 11 vs. Chicago (AL), striking out Luis Robert.
- Did not allow a batter to reach base in three straight appearances between August 11-16...opposing batters went 0x9 with two strikeouts during the stretch.
- Ranked as the No. 15 prospect in the Tigers organization by *Baseball America*.

Limited to 17 starts in **2019** due to two separate stints on the injured list.

- Did not allow an earned run in either of his first two starts of the season, throwing 4.0 innings and allowing an unearned run on April 6 vs. Louisville and tossing 6.1 scoreless innings on April 11 at Norfolk.
- Sideline from April 30-June 17 with right biceps tendinitis.
- Had three consecutive scoreless starts from June 17-27, throwing 4.0 shutout innings on June 17 with Single A Lakeland at St. Lucie and 5.0 scoreless innings on June 22 with Double A Erie at Akron and June 27 with Triple A Toledo at Louisville.
- Sideline from August 17-September 6 with a left oblique muscle strain.
- Rated as the sixth-best prospect in the Detroit player development system by *Baseball America*.

Started 26 games in **2018** as he spent the entire season with Double A Erie.

- Named to the Eastern League midseason All-Star Team.
- Ranked tied for second in the Eastern League with 26 starts, while he was third with 127 strikeouts, tied for fifth with 10 wins and eighth with a .251 (126x501) opponent batting average.
- Started five games in May, compiling a 3-2 record with a 2.60 ERA (27.2iP/8ER) and 22 strikeouts.
- Had a career-high 11 strikeouts on June 24 vs. Altoona.
- Ranked as the No. 4 prospect in the Tigers organization and the No. 17 prospect in the Eastern League by *Baseball America*.

Combined to make 26 starts between Single A Lakeland and Double A Erie in **2017**.

- Selected to participate in the MLB Futures Game prior to the Major League Baseball All-Star Game at Marlins Park in Miami...was also named to the Florida State League midseason All-Star Team, and tabbed an organization All-Star by MiLB.com.
- Opened the season with Lakeland and did not allow more than two runs in any of his 11 starts...went 4-3 with a 1.23 ERA (58.2iP/8ER) and 62 strikeouts with the Flying Tigers.
- Selected the Tigers Minor League Pitcher of the Month for May, going 1-3 with a 1.16 ERA (31.0iP/4ER) and 35 strikeouts in six starts.
- Recorded a double-digit strikeout performance on July 27 at Richmond, striking out 10...added a second 10-strikeout outing on August 6 vs. Hartford.
- Tabbed Eastern League Pitcher of the Week for the week ending August 13 after throwing 6.0 no-hit innings with eight strikeouts on August 12 vs. New Hampshire.
- Ranked as the third-best prospect in the Tigers organization, the No. 11 prospect in the Florida State League and the No. 19 prospect in the Eastern League by *Baseball America*.

Spent the entire **2016** season with Single A West Michigan, appearing in 21 games, including 20 starts.

- Selected as an organization All-Star by MiLB.com.
- Posted a 4-1 record with a 0.68 ERA (26.1iP/2ER) and 16 strikeouts over a five-start stretch from May 13-June 9.



## 2021 TIGERS

- Sidelined from July 23-August 1 with a right thumb blister.
- Finished the season strong, compiling a 1-0 record with a 1.32 ERA (27.1IP/4ER) and 24 strikeouts over his last six starts from August 1-September 2.
- Ranked as the second-best prospect in the Tigers organization and the No. 16 prospect in the Midwest League by *Baseball America*.

Began his professional career in **2015**, pitching in 10 games, including nine starts, with the GCL Tigers.

- Did not allow an earned run in five consecutive outings from July 1-24, throwing 15.0 innings over that span and allowing seven hits with 16 strikeouts.
- Rated as the No. 8 prospect in the Gulf Coast League by *Baseball America*.

### AMATEUR HIGHLIGHTS

- Graduated from Weatherford High School, where he posted a 0.78 ERA and 132 strikeouts in 72.0 innings as a senior.
- Was selected to play in the **2014** Under Armour All-American Game at Wrigley Field and was named a **2015** Preseason High School All-American by *Baseball America*.

### TRANSACTIONS

- Selected by the Tigers in the first round (22nd overall) of the 2015 MLB Draft out of Weatherford High School (TX) (signing scout: Chris Wimmer)
- On injured list, July 23-August 1, 2016 (right thumb blister)
- On injured list, April 30-June 17, 2019 (right biceps tendinitis)
- On injured list, August 17-September 6, 2019 (left oblique muscle strain)

### BEAU VAN BURROWS' CAREER RECORD

| Year                | Club           | W-L        | ERA         | G        | GS       | CG       | SHO      | SV       | IP         | H        | TBF       | R        | ER       | HR       | HB       | BB       | SO       | WP       | BK       | AVG         |
|---------------------|----------------|------------|-------------|----------|----------|----------|----------|----------|------------|----------|-----------|----------|----------|----------|----------|----------|----------|----------|----------|-------------|
| 2015                | GCL Tigers     | 1-0        | 1.61        | 10       | 9        | 0        | 0        | 0        | 28.0       | 18       | 111       | 7        | 5        | 0        | 2        | 11       | 33       | 1        | 0        | .184        |
| 2016                | West Michigan  | 6-4        | 3.15        | 21       | 20       | 0        | 0        | 0        | 97.0       | 87       | 405       | 38       | 34       | 2        | 6        | 30       | 67       | 8        | 1        | .240        |
| 2017                | Lakeland       | 4-3        | 1.23        | 11       | 11       | 0        | 0        | 0        | 58.2       | 45       | 220       | 9        | 8        | 3        | 3        | 11       | 62       | 1        | 0        | .221        |
|                     | Erie           | 6-4        | 4.72        | 15       | 15       | 1        | 0        | 0        | 76.1       | 79       | 331       | 40       | 40       | 5        | 0        | 33       | 75       | 4        | 0        | .269        |
| 2018                | Erie           | 10-9       | 4.10        | 26       | 26       | 0        | 0        | 0        | 134.0      | 126      | 571       | 66       | 61       | 12       | 8        | 56       | 127      | 7        | 0        | .251        |
| 2019                | Lakeland       | 0-0        | 0.00        | 1        | 1        | 0        | 0        | 0        | 4.0        | 1        | 14        | 0        | 0        | 0        | 0        | 2        | 5        | 1        | 0        | .083        |
|                     | Erie           | 1-0        | 0.00        | 1        | 1        | 0        | 0        | 0        | 5.0        | 2        | 18        | 0        | 0        | 0        | 0        | 2        | 3        | 0        | 0        | .125        |
|                     | Toledo         | 2-6        | 5.51        | 15       | 15       | 0        | 0        | 0        | 65.1       | 68       | 295       | 41       | 40       | 12       | 5        | 32       | 61       | 2        | 0        | .267        |
| 2020                | <b>DETROIT</b> | <b>0-0</b> | <b>5.40</b> | <b>5</b> | <b>0</b> | <b>0</b> | <b>0</b> | <b>0</b> | <b>6.2</b> | <b>8</b> | <b>30</b> | <b>4</b> | <b>4</b> | <b>3</b> | <b>1</b> | <b>3</b> | <b>0</b> | <b>0</b> | <b>0</b> | <b>.286</b> |
| MINOR LEAGUE TOTALS |                | 30-26      | 3.61        | 100      | 98       | 1        | 0        | 0        | 468.1      | 426      | 1965      | 201      | 188      | 34       | 24       | 177      | 433      | 24       | 1        | .245        |
| MAJOR LEAGUE TOTALS |                | 0-0        | 5.40        | 5        | 0        | 0        | 0        | 0        | 6.2        | 8        | 30        | 4        | 4        | 3        | 1        | 3        | 0        | 0        | 0        | .286        |

### MAJOR LEAGUE CAREER FIELDING

|         | G | TC | PO | A | E | DP | PCT   |
|---------|---|----|----|---|---|----|-------|
| Pitcher | 5 | 1  | 1  | 0 | 0 | 0  | 1.000 |

### MAJOR LEAGUE CAREER HIGHS

**Longest Winning Streak in Games with Decision:** No Major League wins

**Longest Losing Streak in Games with Decision:** No Major League losses

**Strikeouts:** 1 (three times) - last, September 10, 2020 at St. Louis (Gm. 1)

**Walks:** 1 - July 27, 2020 vs. Kansas City

**Innings (starter):** No Major League Starts

**Innings (relief):** 2.1 - July 27, 2020 vs. Kansas City

## TIGER STADIUM FINAL FACTS

### THE FINAL GAME

**Date:** Monday, September 27, 1999

**Score:** Detroit 8, Kansas City 2

**Official Attendance:** 43,356 (46,302 tickets distributed)

**Start Time/Temperature:** 4:09 p.m./84 degrees

**Starting Pitchers:** Brian Moehler (DET), Jeff Suppan (KC)

**Umpires:** Rocky Roe (HP), Rick Reed (1B), Durwood Merrill (2B), Jim Reynolds (3B)

**Final Pitch:** 7:07 p.m.

### FROM THE FIELD

|                                    | Detroit       | Opponent             |
|------------------------------------|---------------|----------------------|
| <b>Final Pitcher</b>               | Todd Jones    | Jeff Montgomery (KC) |
| <b>Final Batter</b>                | Kimera Bartee | Carlos Beltran (KC)  |
| <b>Final Hit</b>                   | Robert Fick   | Mike Sweeney (KC)    |
| <b>Final Putout</b>                | Brad Ausmus   | Mike Sweeney (KC)    |
| <b>Final Home Run</b>              | Robert Fick   | Mark Quinn (KC)      |
| <b>Final RBI</b>                   | Robert Fick   | Joe Randa (KC)       |
| <b>Final Stolen Base</b>           | Gabe Kapler   | Homer Bush (TOR)     |
| <b>Final Home Run over RF Roof</b> | Karim Garcia  | Jeromy Burnitz (MIL) |
| <b>Final Shutout</b>               | Brian Moehler | Wilson Alvarez (TB)  |





# 24 MIGUEL CABRERA

HT: 6-4 WT: 249 BT: R TH: R BORN: 4/18/1983 IN MARACAY, VZ

## DESIGNATED HITTER / FIRST BASEMAN

Opening Day Age: 37

Residence: North Miami Beach, FL

Major League Service: 17.101

Signed Through: 2023

(vesting options for 2024 and 2025)

**How Obtained:** Acquired by the Tigers along with Dontrelle Willis from Florida, in exchange for Burke Badenhop, Eulogio de La Cruz, Cameron Maybin, Andrew Miller, Mike Rabelo and Dallas Trahern on December 5, 2007

### CAREER HIGHLIGHTS

The 2021 season will mark Cabrera's 14th with the Tigers...marks the sixth year of an eight-year contract extension with two vesting options (2024 and 2025), which he agreed to terms on with the club on March 28, 2014.

- Since the 2003 season, he leads all active players (min. 3,000 at-bats) in hits (2,866) and batting average (.315), while he ranks second in games played (2,457), runs scored (1,457), home runs (487) and RBI (1,729) and fourth in on-base percentage (.391).
- Named the American League Most Valuable Player for the second consecutive year in 2013 -- joined Hal Newhouser as the only two players in franchise history to win the award in back-to-back seasons...is one of only eight Tigers players to capture the MVP award, joining Mickey Cochrane (1934), Hank Greenberg (1935, 1940), Charlie Gehringer (1937), Hal Newhouser (1944, 1945), Denny McLain (1968), Willie Hernandez (1984) and Justin Verlander (2011) in accomplishing the feat...Cabrera became the first native of Venezuela to be named the Most Valuable Player.
- Led the American League with a .330 batting average, 44 home runs and 139 RBI during the 2012 season to become the first player to win the Triple Crown since Boston's Carl Yastrzemski did so in 1967...it marked the 14th time since 1900 a player captured the Triple Crown and Cabrera became the 12th player to accomplish the feat during that time...he was the second Tigers player to do so, joining Ty Cobb (1909)...marked the 25th time a Tigers player has led the league in batting average, the 11th time a Tigers player has led the league in home runs and the 20th time a Tigers player has led the league in RBI.
- Has led the American League in batting average (2011, 2012, 2013, 2015), home runs (2008, 2012) and RBI (2010, 2012) during his Tigers career -- joined Ty Cobb to become only the second player in Tigers history to lead the American League in all three categories.
- Won the American League batting title in 2015 with a .338 batting average, marking his fourth batting crown in a five-year span -- became the ninth player in MLB history to win four batting titles in a five-year stretch, joining Wade Boggs, Rod Carew, Ty Cobb, Tony Gwynn, Rogers Hornsby, Nap Lajoie, Stan Musial and Honus Wagner...also became the third player in Tigers history to win four batting titles, joining Cobb and Harry Heilmann.
- Captured the American League batting title in 2011, 2012 and 2013 to become the first Tigers player to lead the league in hitting in three consecutive seasons since Ty Cobb did so in three straight seasons from 1917-19.
- Led the American League with a .344 batting average for the Tigers in 2011 -- first Tigers player to lead the league in batting average since Magglio Ordoñez did so with a .363 batting average in 2007...became the 10th different player in franchise history to lead the league in batting average...marked the 24th time overall a Tigers player has led the league in batting average.
- Led the American League with 126 RBI for the Tigers in 2010 -- first Tigers player to lead the league in RBI since Cecil Fielder did so with 124 RBI in 1992...became the eighth different player in franchise history to lead the league in RBI...marked the 19th time overall a Tigers player has led the league in RBI.
- Led the American League with 37 home runs for the Tigers in 2008 -- first Tigers player to lead the league in home runs since Cecil Fielder tied for the lead with 44 home runs in 1991...became the seventh different player in franchise history to lead the league in home runs...marked the 10th time overall a Tigers player has led the league in home runs.
- Four-time National League All-Star selection with the Florida Marlins (2004-07)...seven-time American League All-Star selection with the Tigers (2010-16).
- Won two National League Silver Slugger Awards with the Marlins (2005-06)...has won five American League Silver Slugger Awards with the Tigers (2010, 2012-13, 2015-16).
- Earned American League Player of the Month honors in July, 2008, August, 2012, May, 2013, August, 2013, September, 2014 and September, 2016...he is the only player in franchise history to ever win the award more than twice.



- Selected American League Player of the Week 11 times during his career, while he has earned National League Player of the Week honors four times.
- Is the Tigers all-time postseason franchise leader with 39 hits, nine home runs and 26 RBI.
- Holds the Major League record with a 31-game postseason on-base streak (September 30, 2011-October 13, 2013).
- Tabled the National League Rookie of the Month with the Marlins in both July and September of 2003.
- Collected 100-or-more RBI in 11 consecutive seasons (2004-14) -- became the fifth player in Major League history to post 11-or-more consecutive seasons with 100-or-more RBI.
- Has recorded 100-or-more RBI in a season 12 times in his career, which is tied with Manny Ramirez, Barry Bonds and Al Simmons for the sixth-most in MLB history...has eight 100-RBI seasons as a Tiger, which are tied with Harry Heilmann for the most in club history.
- Belted 25-or-more home runs and recorded 100-or-more RBI in 11 straight seasons (2004-14) -- is one of just four players in Major League history to accomplish the feat, joining Alex Rodriguez (13 straight seasons), Jimmie Foxx (12 straight seasons) and Lou Gehrig (12 straight seasons).
- Has hit 349 home runs as a Tiger, which are the third most in franchise history, trailing only Al Kaline (399) and Norm Cash (373).
- Has hit 30-or-more homers in a season 10 times in his career and seven times with the Tigers...his seven seasons with 30-or-more homers are the most in Tigers history.
- Is the all-time leader among Venezuelan-born players in doubles (581), home runs (487), RBI (1,729), batting average (.313), slugging percentage (.540) and total bases (4,942).
- Played for Venezuela during the World Baseball Classic in 2006, 2009, 2013 and 2017.
- Selected to participate in the Futures Game held prior to the 2001 and 2002 All-Star Games at Safeco Field in Seattle and Miller Park in Milwaukee, respectively.

### SEASON HIGHLIGHTS

Appeared in all but one of Detroit's 58 games in **2020**, passing multiple notable milestones on the franchise and MLB all-time leaderboards.

- Slashed .250/.329/.417 on the year, with 28 runs scored, four doubles, 10 home runs and 35 RBI...had a pair of hot stretches, including one from August 16-September 6 over which he batted .329/.388/.395 with a 13-game hitting streak, and another from September 20-26 to close the season, when he was 10x27 with four homers and 12 RBI over six games.
- Entered the season tied with Adrián Beltré for 31st on the all-time Major League home run leaderboard at 477, passing him on July 25 at Cincinnati for sole possession for the spot...finished the season six longballs behind Fred McGriff and Lou Gehrig for 28th on the list (493).
- Finished the 2020 season with 1,729 RBI in his Major League career, which ranks 21st on the MLB all-time list...passed multiple noteworthy players on the all-time RBI leaderboard this year, including Cal Ripken Jr. (1,695), Jim Thome (1,699), Reggie Jackson (1,702), Frank Thomas (1,704) and Adrián Beltré (1,707).
- Had a pair of multi-homer games on the season, going deep twice on July 30 vs. Kansas City and September 23 at Minnesota...now has 41 multi-homer games in his career and 32 with the Tigers, which is tied with Hank Greenberg for the most in franchise history.
- Recorded his 2,000th career hit as a Tiger on September 1 vs. Minnesota, becoming the eighth player in franchise history to notch 2,000 hits wearing the Olde English 'D'...is just the second active player to do so with a franchise, joining Albert Pujols, who had 2,073 hits with the Cardinals...according to the Elias Sports Bureau, Cabrera became the first player to reach 2,000 hits with a team other than the team he made his Major League debut with since David Ortiz, who had 2,079 hits with the Red Sox.
- Went 2x2 with a solo home run, double, and three walks on September 15 vs. Kansas City...reached base five times on the night, the 17th time he has reached base five-or-more times while wearing the Olde English 'D' (last, May 16, 2017 vs. Baltimore)...his three free passes that night marked his fourth multi-walk game of the season, and his first three-walk game since August 5, 2017 at Baltimore
- Named the Tigers nominee for the Roberto Clemente Award for his work in the Detroit community...focus this season was helping children and families cope with the difficulties and dangers of Coronavirus...prior to the resumption of play, made a \$250,000 donation to the Detroit Tigers Foundation, which was distributed to multiple community organizations aligned with that goal.

Completed his 12th season with the Tigers in **2019**, appearing in 136 games.

- Named the Tigers nominee for the Hank Aaron Award.
- Ranked second in the American League and third in the Majors with a .369 (41x111) batting average with runners in scoring position, which was his highest such figure since hitting .397 (62x156) with runners in scoring position in 2013.
- Passed multiple noteworthy players on the RBI leaderboard this year, including Ernie Banks (1,636), Tony Perez (1,652), Sammy Sosa (1,667) and Gary Sheffield (1,676).
- Posted a 10-game hitting streak from April 13-24, batting .300/.356/.375 with three doubles and four RBI...was his longest streak since September 22-October 2, 2016, when he also had a 10-game streak.
- Had a season-high four hits on April 26 at Chicago (AL), marking his 47th career game with four-or-more hits, which is tied with Roberto Clemente, Kirby Puckett and Bill Terry for 20th in Major League history.

- Named the Tigers Player of the Month for March/April after hitting .282/.359/.359 with 10 runs scored, five doubles, one home run and 11 RBI.
- Recorded his 1,000th career hit at Comerica Park on August 6 vs. Chicago (AL), becoming the first player to reach that milestone...hit .315 (76x241) at home during the season, which ranked fourth in the American League.
- Hit the 575th double of his Major League career on August 24 at Minnesota, passing Bobby Abreu for the most doubles in big league history by a Venezuelan-born player.

Limited to 38 games with the Tigers in **2018** due to injuries.

- Posted his 46th career game with four-or-more hits in the first game of the doubleheader on April 25 at Pittsburgh.
- Named Tigers Player of the Month for March/April after hitting .326/.413/.528 with 13 runs scored, nine doubles, three home runs and 21 RBI in 25 games...ranked tied for fifth in the American League in doubles, while he was tied for eighth in RBI and ninth in on-base percentage.
- Sidelined from May 4-June 1 with a right hamstring strain.
- Sidelined from June 13-October 29 with a ruptured left biceps tendon.

Played in 130 games with the Tigers in **2017**.

- Finished the season ranked tied for 10th in the American League with six intentional walks.
- Named the Tigers nominee for the 2017 Roberto Clemente Award.
- Recorded at least one RBI in six straight games from April 13-19, tied for the third-longest streak of his career and longest since a streak of six straight games from June 12-17, 2015.
- Sidelined from April 22-May 2 with a right groin strain.
- Hit a two-run double in the second inning on June 2 vs. Chicago (AL) for his 1,000th career extra-base hit...became the 40th player in MLB history to reach the milestone.
- Belted his seventh career walk-off home run on June 15 vs. Tampa Bay (last, August 17, 2013 vs. Kansas City).
- Drew a walk-off walk in the 11th inning on July 16 vs. Toronto...marked the 13th time that he's driven in a walk-off run, but was his first career walk-off walk.
- Recorded the 2,600th hit of his Major League career on July 25 vs. Kansas City...became the 81st player in MLB history to reach 2,600 career hits.
- Played in six games with Team Venezuela in the World Baseball Classic and hit .190/.320/.333 with two runs scored, one home run and three RBI.

Selected to the American League All-Star Team in **2016** through player balloting -- marked his 11th career All-Star selection and his seventh as a member of the Tigers...his seven All-Star selections are tied with Jim Bunning for the fourth most in franchise history and he became the first Tigers position player to go to seven straight All-Star Games since Bill Freehan, who went to 10 straight All-Star Games from 1964-73.

- Tied for the American League lead with 15 intentional walks, while he was second with a .563 slugging percentage, fourth with a .316 batting average, fifth with a .393 on-base percentage, sixth with 335 total bases, tied for sixth with 188 hits and 108 RBI and tied for eighth with 38 home runs.
- Won his seventh Silver Slugger Award and his fifth in the American League.
- Named the Tigers nominee for the Hank Aaron Award and the Roberto Clemente Award.
- Finished the season with 38 home runs, marking his 10th season with 30-or-more homers (last, 2013) and his seventh season with at least 30 homers as a Tiger.
- Had a career-high six multi-homer games during the season, hitting two homers on April 25 vs. Oakland, May 20 vs. Tampa Bay, May 23 vs. Philadelphia, July 31 vs. Houston, September 5 at Chicago (AL) and September 30 at Atlanta.
- Hit the 500th double of his Major League career on May 23 vs. Philadelphia -- became the 62nd player in MLB history to reach the 500 double mark.
- Played in the 2,000th game of his Major League career on June 12 at New York (AL), becoming the sixth Venezuelan-born player to appear in 2,000 Major League games.
- Drove in the 1,500th run of his career on July 22 at Chicago (AL) -- according to the Elias Sports Bureau, Cabrera, at 33 years old, became the fifth-youngest player at the time of his 1,500th RBI, trailing Jimmie Foxx, who was 30, and Lou Gehrig, Alex Rodriguez and Mel Ott, who were each 32.
- Hit a go-ahead solo homer with two outs in the ninth inning on July 27 at Boston -- marked his 14th career go-ahead homer in the ninth inning-or-later (last, May 13, 2014 at Baltimore).
- Recorded his 1,000th RBI in a Tigers uniform on August 18 vs. Boston with a RBI single in the eighth inning -- became the 11th player in franchise history to record 1,000 RBI...according to the Elias Sports Bureau, Cabrera, who had 523 RBI with the Marlins, became the seventh player in MLB history to drive in 500 runs for one team and 1,000 for another, joining Jimmie Foxx (Athletics/Red Sox), Frank Robinson (Reds/Orioles), Barry Bonds (Giants/Pirates), Ken Griffey Jr. (Mariners/Reds), Rafael Palmeiro (Rangers/Orioles) and Alex Rodriguez (Yankees/Mariners).
- Drove in the 1,003rd run of his Tigers career on August 29 vs. Chicago (AL), tying Alan Trammell for 10th place in franchise history.
- Hit his 300th home run as a member of the Tigers in the first inning on September 5 at Chicago (AL) -- became the fourth player in club history to hit 300 home runs, joining Al Kaline (399), Norm Cash (373) and Hank Greenberg (306).



## 2021 TIGERS

- Drew the 1,000th walk of his Major League career on September 10 vs. Baltimore.
- Recorded the 2,500th hit of his Major League career on September 18 at Cleveland with a single in the third inning -- Cabrera, at 33 years, 153 days old, became the fourth-youngest player since 1900 to reach 2,500 hits, trailing only Ty Cobb (31 years, 242 days), Rogers Hornsby (33 years, 10 days) and Hank Aaron (33 years, 127 days).
- Hit his 307th and 308th home run as a Tiger on September 30 at Atlanta, passing Hank Greenberg (306) for third place in club history.
- Selected the American League Player of the Month for September/October after batting .349/.439/.670 with 20 runs scored, four doubles, 10 home runs and 27 RBI -- ranked third in the AL in on-base percentage and slugging percentage during the month, while he was tied for third in hits (37) and RBI, tied for fourth in home runs, sixth in batting average and tied for sixth in runs scored...marked his sixth career player of the month award.

Elected the starting first baseman for the American League in the All-Star Game in **2015** -- marked his 10th All-Star Game (sixth in the American League), and third fan-elected start...became the fourth Tiger to earn three fan selections overall, joining Lou Whitaker (1984-86), Lance Parrish (1984-86) and Ivan Rodriguez (2004, 2006-07).

- Led the American League with a .338 batting average and a .440 on-base percentage, while he was tied for sixth with 77 walks and ninth with a .534 slugging percentage.
- Won his sixth Silver Slugger Award, which was his fourth in the American League.
- Named one of seven finalists for the Marvin Miller Man of the Year Award.
- Selected as the Tigers nominee for the Hank Aaron Award and the Roberto Clemente Award.
- Winner of the Luis Aparicio Award, awarded to Venezuela's top Major League player -- marked his fifth time winning the award.
- Named the best hitter in the American League by *Baseball America*.
- Recorded back-to-back four-hit games on April 11 and 12 at Cleveland -- marked the first time in his career he has had four hits in consecutive games and became the first Tigers player to have back-to-back four-hit games since Curtis Granderson on June 26-27, 2008.
- Drew a career-high four walks, including three intentional passes, on April 25 vs. Cleveland -- became the first Tigers player to walk four times in a game since Matt Tuiaosopo on May 19, 2013 at Texas.
- Became the first Venezuelan-born player and the 53rd player in MLB history to hit 400 career home runs with his solo homer on May 16 at St. Louis -- at 32 years, 28 days, became the third-youngest active player to reach the 400 home run milestone and the eighth-youngest player all-time to reach 400 career home runs.
- Reached the 1,400 RBI mark on May 21 vs. Houston -- became the 76th player in Major League history to drive in 1,400 runs and the fifth-youngest player in MLB history to reach the milestone.
- Had a season-best, 13-game hitting streak from May 13-26, batting .400/.483/.800 with 10 runs scored, three doubles, one triple, five home runs and 11 RBI.
- Reached base safely in 27 straight games from May 10-June 9 and hit .327/.436/.582 with 16 runs scored, five doubles, one triple, six home runs and 18 RBI.
- Had 24 hits, five home runs and 16 RBI in first 10 games vs. the Indians -- according to the Elias Sports Bureau, no Major League player has reached those levels in all three categories over 10 games against an opponent in any season since 1958, when Willie Mays had a 10-game stretch against the Dodgers (24 hits, seven homers and 18 RBI from April 18-August 10).
- Recorded the 900th extra-base hit of his career on June 26 vs. Chicago (AL) -- became just the fifth player in Major League history to record at least 2,200 hits, 400 home runs, 1,400 RBI and 900 extra-base hits by his age-32 season, joining Hank Aaron, Jimmie Foxx, Albert Pujols and Alex Rodriguez.
- Sidelined July 4-August 13 with a left calf strain -- marked his first career trip to the injured list.
- Drove in three runs on August 16 at Houston to reach 1,426 RBI in his career, passing Andres Galarraga for the most RBI by a Venezuelan-born player in MLB history.
- Recorded multiple hits in seven straight games from August 19-25, tying a career high (also, August 6-13, 2006).
- Led the American League with a .357 (80x224) batting average in home games...hit a league-leading .317 (65x205) on the road.
- Posted a .313 (25x80) batting average vs. lefthanded pitchers...hit an American League-best .344 (120x349) with righthanders on the mound.
- Led the American League with a .365 (35x96) batting average with runners in scoring position.

Selected as the starting first baseman for the American League All-Star squad in **2014** as he led the league with 52 doubles and 11 sacrifice flies.

- Tied for first in the American League with 19 game-winning RBI, while he was second with 78 extra-base hits and 109 RBI, third with 191 hits, tied for third with 101 runs scored, fourth with 320 total bases, tied for fifth with 55 multi-hit games, sixth with a .336 (49x146) batting average with runners in scoring position, seventh with a .313 (191x611) batting average and a .524 slugging percentage and 10th with a .371 on-base percentage.
- Tabbed the best hitter for average in the American League by *Baseball America*.
- Established a career high with 52 doubles on the season, which are the sixth-most in franchise history.

- Became just the third player in franchise history to connect for 25-or-more home runs, 50-or-more doubles and 100-or-more RBI in a single season, joining Hank Greenberg and Magglio Ordoñez in accomplishing the feat.
- Scored more than 100 runs and drove in more than 100 RBI for the fifth straight season -- according to the Elias Sports Bureau, his streak is tied with Charlie Gehringer (1932-36) for the longest such streak in franchise history.
- Connected for the 2,000th hit of his Major League career with a two-run home run off Ryan Webb in the eighth inning on April 4 vs. Baltimore...he became the 15th active player with 2,000-or-more hits and just the sixth player all-time from Venezuela to reach 2,000 hits...he became the ninth player in Major League history to reach 2,000 hits before their 31st birthday, and the second Tiger to accomplish the feat, joining Ty Cobb who reached 2,000 hits at age 29 years, six months and two days...at 30 years, 11 months and 17 days, he became the seventh-youngest player in Major League history to reach 2,000 hits.
- Became the fifth player in franchise history to hit 250-or-more home runs with a solo home run in the ninth inning on September 15 against Casey Fien and the Twins.
- Selected the American League Player of the Month and the Tigers Player of the Month for September after batting .379/.409/.709 with 19 runs scored, 10 doubles, eight home runs and 18 RBI in 26 games.
- Underwent successful right ankle surgery to remove bone spurs and to repair a stress fracture to his navicular bone on October 22, 2014...the procedure was performed by Dr. Robert Anderson in Charlotte, NC.

Named the American League MVP and won his third consecutive batting title in **2013**.

- Elected the starting third baseman for the American League All-Star Team...marked his fourth All-Star Game appearance as a member of the Tigers.
- Won his fifth Silver Slugger Award and named the American League winner of the Hank Aaron Award, given to the most outstanding offensive performer in each league.
- Named Player of the Year and American League Player of the Year in voting conducted by his peers for the Players Choice Awards.
- Tabbed the best hitter for average and as having the best strike zone discipline in the American League by *Baseball America*.
- Named Tiger of the Year by Detroit's chapter of the BBWAA for the second consecutive season.
- Led the American League with a .348 (193x555) batting average, a .442 on-base percentage and a .636 slugging percentage, while he was tied for first with 37 go-ahead RBI, second with 44 home runs, 137 RBI and 353 total bases, tied for second with 103 runs scored and 193 hits, third with 90 walks, and ninth with 52 multi-hit games.
- Collected 137 RBI during the season, marking the sixth consecutive season he has posted 100-or-more RBI for the Tigers -- became just the second player in Tigers history to drive in 100-or-more RBI in six straight seasons, joining Harry Heilmann, who drove in 100-or-more runs in seven consecutive seasons (1932-1936).
- Matched a career high with 44 home runs on the season.
- Became just the third player in franchise history to connect for 30-or-more home runs and 120-or-more RBI in consecutive seasons, joining Hank Greenberg and Cecil Fielder.
- Collected at least one RBI in each of the team's first five games of the season, marking the longest streak by a Tigers player to start the season since Bobby Higginson did so in the first five games of 2004.
- Drove in 28 runs during the month of April, marking the most for any Tigers player since at least 1921.
- Knocked the 1,000th hit of his Tigers career on May 2 at Houston, becoming the 30th player in franchise history to accomplish the feat.
- Matched career highs with six RBI on May 4 at Houston and three home runs on May 19 vs. Texas.
- Collected the 400th double of his career in the first inning on May 30 vs. Pittsburgh.
- Selected the Tigers Player of the Month and the American League Player of the Month for May after batting .379/.455/.767 with 23 runs scored, nine doubles, 12 home runs and 33 RBI in 28 games during the month -- ranked first in the American League in home runs, RBI and batting average, while he was tied for first in hits (44) and on-base percentage.
- Clubbed the 200th home run of his Tigers career on June 1 vs. Baltimore, becoming just the 10th player in franchise history to record 200 home runs.
- Had a 44-game, on-base streak from May 14-June 30, marking the second-longest streak in the Majors that season (Cuddyer, 46-game streak).
- Connected for 30 home runs prior to the All-Star break -- marked the most home runs by a Tigers player prior to the All-Star break in franchise history.
- Named the American League Player of the Month for August -- hit .356/.430/.733 with five doubles, 11 home runs and 31 RBI in 27 games during the month...ranked tied for first in the American League in home runs and RBI, fourth in batting average and tied for 10th in hits (36)...marked the fourth time he earned American League Player of the Month honors with Detroit.
- Led the American League with a .397 (62x156) batting average with runners in scoring position.
- Led the American League with a .366 (97x265) batting average at home...finished second with a .331 (96x290) batting average on the road.
- Underwent core muscle repair surgery on October 29...the surgery was performed by Dr. Bill Meyers in Philadelphia.



Led the American League with a .330 (205x622) batting average, 44 home runs and 139 RBI for the Tigers during the **2012** season to become the first player to win the Triple Crown since Boston's Carl Yastrzemski did so in 1967...it marked the 14th time since 1900 a player captured the Triple Crown and Cabrera is the 12th player to accomplish the feat during that time...he is the second Tigers player to do so, joining Ty Cobb (1909).

- Selected the American League Most Valuable Player -- became the eighth player in Tigers history to earn the honor...joined Mickey Cochrane (1934), Hank Greenberg (1935, 1940), Charlie Gehringer (1937), Hal Newhouser (1944, 1945), Denny McLain (1968), Willie Hernandez (1984) and Justin Verlander (2011) in accomplishing the feat...Cabrera became the first native of Venezuela to be named the Most Valuable Player.
- Topped the American League with 377 total bases, 84 extra-base hits and a .606 slugging percentage, while he finished second with 109 runs scored and 205 hits, fourth with a .393 on-base percentage and seventh with 40 doubles.
- Selected to the American League All-Star squad for the third time during his Tigers career.
- Earned his fourth Silver Slugger Award, his second as a third baseman.
- Won the American League Hank Aaron Award, recognizing the most outstanding offensive performer in each league.
- Selected the Major League Baseball Player of the Year and the American League Outstanding Player as part of the Players Choice Award balloting.
- Tabbbed the Tiger of the Year by Detroit's chapter of the BBWAA for the third time in his Tigers career.
- Won the Walter "Buck" Leonard Award and Josh Gibson Award from the Negro League Baseball Museum as the American League's batting champion and home run leader, respectively.
- Selected as the Luis Aparicio Award winner as Venezuela's top Major League player.
- Captured the American League batting title by hitting .330, marking the second straight season he won the title -- became the first Tigers player to lead the league in hitting in consecutive seasons since Ty Cobb did so in three straight seasons (1917-19).
- Belted 44 home runs during the season, becoming the first Tigers player to connect for 40-or-more home runs in a season since Cecil Fielder belted 44 home runs in 1991...marked the 10th time in club history a Tigers player has hit 40-or-more home runs in a season and Cabrera became the sixth player in franchise history to do so...additionally, he became the first player in Tigers history to belt 30-or-more home runs in five straight seasons.
- Collected 139 RBI during the season, marking the fifth straight season he has posted 100-or-more RBI for the Tigers.
- Finished with 40 doubles and 44 home runs during the season, joining Hank Greenberg as the only two players in Tigers history to collect 40-or-more doubles and 40-or-more home runs during the same season...Greenberg accomplished the feat for Detroit in both 1937 and 1940.
- Collected 205 hits during the season, marking the first time he has finished with 200-or-more hits during a season -- he became the 21st player in Tigers history to collect 200-or-more hits during a season.
- Recorded 377 total bases during the season, marking the fifth straight season he has posted 300-or-more total bases for the Tigers -- he became the first player in club history to post 300-or-more total bases in five consecutive seasons.
- Collected 40 doubles during the season, marking the third straight season he has posted 40-or-more doubles for the Tigers -- longest such streak by a Tigers player since Charlie Gehringer did so in three straight seasons (1932-34).
- Collected the 1,000th RBI of his career on April 27 at New York (AL) -- according to the Elias Sports Bureau, he became the sixth-youngest player in Major League history to reach 1,000 RBI, trailing Mel Ott (27), Jimmie Foxx (27), Alex Rodriguez (28), Ken Griffey, Jr. (28) and Lou Gehrig (28).
- Belted the 300th home run of his Major League career on July 22 vs. Chicago (AL), a solo shot off Philip Humber -- according to STATS LLC, he became the 14th player in Major League history to hit his 300th home run prior to turning 30 years old...he became the second player born in Venezuela to collect 300 home runs during his career, joining Andres Galarraga.
- Tabbbed the American League Player of the Month for August -- hit .357/.429/.663 with six doubles, eight home runs and 24 RBI in 26 games during the month...ranked second in the American League in home runs, while he was tied for second in RBI, fifth in batting average and tied for seventh in hits (35).
- Batted .332/.403/.692 with 28 home runs in 80 games at home -- established a Comerica Park record with 28 home runs and it marked the most home runs hit at home by a Tigers player since Hank Greenberg connected for 29 home runs at home during the 1946 season...hit .327/.384/.529 with 16 home runs in 81 games on the road.
- Established a club record for an American League Division Series game with two doubles on October 7 in Game Two vs. Oakland -- matched a franchise record for an ALDS game with three hits and two extra-base hits during that game.

Selected to the American League All-Star squad for the second time with the Tigers as he led the league with a .344 (197x572) batting average during the **2011** season -- became the 10th Tigers player to lead the American League in hitting, the first since Magglio Ordonez did so with a .363 batting average during the 2007 season.

- Led the American League with 48 doubles and a .448 on-base percentage, while he finished second with 108 walks, 22 intentional walks and a .586 slugging percentage, third with 335 total bases and 78 extra-

base hits, fourth with 111 runs scored, fifth with 197 hits, tied for sixth with 105 RBI and tied for 10th with 30 home runs.

- Collected a career-high 108 walks, marking the first time in his career he has walked more than 100 times -- first Tigers player to draw 100-or-more walks during a single season since Tony Phillips and Mickey Tettleton both did so in 1993.
- Finished the season with 111 runs scored, 105 RBI and 108 walks to become just the fifth player in Tigers history to reach a total of 100-or-more in all three categories during a single season -- joined Hank Greenberg (1937, 1938), Charlie Gehringer (1938), Rocky Colavito (1961) and Norm Cash (1961) in accomplishing the feat.
- Finished with 30 home runs and 105 RBI, marking the fourth consecutive season he has posted both 30-or-more home runs and 100-or-more RBI for the Tigers.
- Recorded 48 doubles during the season, marking the second straight season he has posted 40-or-more doubles for the Tigers -- became the first Tigers player with back-to-back seasons of 40-or-more doubles since Hank Greenberg did so for the club in 1939 and 1940.
- Finished with 335 total bases for the Tigers, marking the fourth straight season he surpassed 300 total bases for the club -- became just the second player in franchise history to surpass 300 total bases in at least four straight seasons...Hank Greenberg is the other Tigers player to do so, accomplishing the feat in four straight seasons (1937-40).
- His .448 on-base percentage marked the highest on-base percentage by a Tigers player since Norm Cash finished the 1961 season with a .487 on-base percentage -- his on-base percentage was the highest by a Tigers righthanded hitter since Harry Heilmann posted a .475 on-base percentage in 1927.
- Ranked second among all American League first basemen with 1,379 total chances, 1,263 putouts and 103 assists.
- Won the Walter "Buck" Leonard Award from the Negro League Baseball Museum as the American League's batting champion.
- Selected as the Luis Aparicio Award winner as Venezuela's top Major League player.
- Tabbed the second-best hitter and rated as possessing the second-best strike-zone judgement in the American League by *Baseball America*, while he and Texas' Josh Hamilton were tied for having the second-best power in the league according to the publication.
- Collected the 300th double of his career on April 11 vs. Texas -- according to STATS LLC, he became the first Major League player since at least 1946 to reach 300 doubles prior to turning 28 years old.
- Collected the 1,500th hit of his Major League career on July 15 vs. Chicago (AL), a single in the fifth inning off Gavin Floyd.
- Recorded a season-high, 17-game hitting streak from August 2-20, batting .380/.423/.521 with seven doubles, a home run and 13 RBI.
- Batted .390/.454/.552 with 11 doubles, two home runs and 16 RBI in 27 games during August -- finished the month tied for the lead in the American League in hits (41), while he tied for second in doubles, third in batting average and fifth in on-base percentage.
- Drove in a run in a season-high seven straight games September 1-7, totaling 11 RBI.
- Batted .353 (152x431) vs. righthanded pitchers, leading all American League players...hit .319 (45x141) with lefties on the mound.
- Batted .388 (57x147) with runners in scoring position, second-best in the American League.
- Finished with three hits, including a home run, and three RBI in Game Two of the American League Division Series on October 2 at Yankee Stadium -- became the fifth player in Tigers history to collect at least three hits, a home run and three RBI during a postseason game...joined Hank Greenberg (Game Five of 1940 World Series), Al Kaline (Game Six of 1968 World Series), Alan Trammell (Game One of 1984 American League Championship Series and Game Four of 1984 World Series) and Kirk Gibson (Game Five of 1984 World Series) in accomplishing the feat.
- Belted two home runs in Game Six of the American League Championship Series on October 15 at Texas to match the Tigers single-game postseason record for home runs -- marked the fifth time in franchise history a Tigers player has hit two home runs during a postseason game...he joined Alan Trammell (Game Four of 1984 World Series), Kirk Gibson (Game Five of 1984 World Series), Magglio Ordoñez (Game Four of 2006 American League Championship Series) and Delmon Young (Game Five of 2011 American League Championship Series) in accomplishing the feat.
- Finished with seven RBI during the ALCS, marking the most RBI collected by a Tigers player in an ALCS.

Selected to the American League All-Star squad in his third season with the Tigers in **2010** as he led the league with 126 RBI -- the first Tigers player to lead the league in RBI since Cecil Fielder did so with 124 RBI in 1992...tabbed the Tiger of the Year by Detroit's chapter of the BBWAA for the second time.

- Led the American League with a .420 on-base percentage and 32 intentional walks, while he finished second with a .328 (180x548) batting average, .622 slugging percentage, 341 total bases, 84 extra-base hits and an RBI once every 4.3 at-bats, tied for second with 111 runs scored, third with 38 home runs and a home run every 14.4 at-bats, tied for fourth with 45 doubles, fifth with 89 walks and 10th with 180 hits.
- Earned his third Silver Slugger Award, his first as a first baseman.
- Joined Hank Greenberg as the only two players in Tigers history to finish with at least 45 doubles, 35 home runs and 120 RBI during a single season -- Greenberg accomplished the feat in 1935, 1937 and 1940.



## 2021 TIGERS

- Tabbed the best hitter for average in the American League by *Baseball America*, while he and Texas' Josh Hamilton were both rated as possessing the best power in the league by the publication.
- Established a career high as he matched a Tigers record with three home runs on May 28 vs. Oakland -- marked the 21st time in franchise history a Tigers player has connected for three home runs in a game and the first time since Dmitri Young did so on April 4, 2005 vs. Kansas City.
- Compiled a career-best 20-game hitting streak from June 19-July 16 -- batted .397/.465/.658 with eight doubles, a triple, three home runs and 19 RBI.
- Ranked tied for sixth in the American League with seven home runs during August.
- Sidelined for the remainder of the season after suffering a right high ankle sprain on September 27 at Cleveland.
- Was fourth in the American League with a .333 (140x420) batting average against righthanded pitchers.. finished 10th in the league with a .313 (40x128) batting average vs. lefthanded pitchers.
- Batted .342 (94x275) in 78 games at home, tied for second-best in the American League...hit .315 (86x273) in 72 games on the road, tied for sixth-best in the league.

Tied for third in the American League in **2009** with a .324 batting average in his second season with the Tigers.

- Ranked third in the AL with 334 total bases, while he finished fourth with 198 hits, tied for fifth with 57 multi-hit games, sixth with a .396 on-base percentage and .547 slugging percentage, tied for sixth with 34 home runs and tied for eighth with 103 RBI.
- Tabbed the third-best hitter in the American League by *Baseball America*.
- Collected 11 hits, three home runs and 10 RBI in his first five games of the season from April 6-10 -- according to the Elias Sports Bureau, he and Toronto's Adam Lind became the fifth and sixth players since 1920 (when RBI became an official statistic) with at least 10 hits, three home runs and 10 RBI in the team's first five games of the season...Cabrera and Lind joined Bobby Doerr (1941), Lou Brock (1967), Kal Daniels (1988) and Larry Walker (1997) in accomplishing the feat.
- Compiled 17 hits and 12 RBI over his first nine games of the season from April 6-15 -- according to the Elias Sports Bureau, he became the third Tigers player since 1955 with at least 17 hits and 12 RBI in the club's first nine games...Cabrera joined Al Kaline (17 hits and 13 RBI in 1955) and Chris Shelton (19 hits and 14 RBI in 2006) in accomplishing the feat.
- Hit .377/.455/.558 with two doubles, four home runs and 14 RBI in 21 games during April -- ranked fourth in the American League in on-base percentage during the month, while he finished fifth in batting average and tied for ninth in hits (29).
- Did not commit an error in 55 consecutive games at first base from May 14-July 23.
- Recorded a 17-game hitting streak from June 29-July 22 -- hit .324/.387/.529 during the streak.
- Hit .337/.398/.531 with seven doubles, four home runs and 10 RBI in 24 games during July.
- Did not commit an error over his final 59 games at first base from August 1-October 6.
- Connected for his 200th career home run on August 23 at Oakland, a two-run shot in the eighth inning off Michael Wuertz -- became the fifth native of Venezuela to connect for 200 home runs in his career.
- Collected two doubles, a home run and five RBI on August 24 at Los Angeles (AL) -- according to the Elias Sports Bureau, it marked the first time in his career that he collected at least three extra-base hits and at least five RBI in the same game...he became the first Tigers player to accomplish the feat since Magglio Ordoñez finished with a double, two home runs and six RBI on May 24, 2008 vs. Minnesota.
- Hit .348 (102x293) in 80 games at home, ranking fourth in the American League in home batting average ...batted .302 (98x318) in 80 games on the road.

Led the American League with 37 home runs during his first season with the Tigers in **2008** -- first Tigers player to lead the league in home runs since Cecil Fielder tied for the lead with 44 home runs in 1991... marked the most home runs hit by a Tigers player since Dean Palmer connected for 38 home runs in 1999... tabbed the Tiger of the Year by Detroit's chapter of the BBWAA.

- Tied for the American League lead with 331 total bases, while he finished third with 127 RBI, fifth with 75 extra-base hits, seventh with a .537 slugging percentage and tied for seventh with a home run once every 16.6 at-bats and an RBI once every 4.9 at-bats.
- According to STATS LLC, his 127 RBI marked the third-highest total by a Tigers player in his first season with the club, trailing Dale Alexander's 137 RBI in 1929 and Cecil Fielder's 132 RBI in 1990.
- Received the Josh Gibson Award from the Negro Leagues Baseball Museum for capturing the American League's home run title.
- Appeared at first base for the first time during his Major League career on April 12 at Chicago (AL).
- Collected the 200th double of his career on June 17 at San Francisco.
- Equaled career highs with five hits and six RBI on July 21 at Kansas City -- according to the Elias Sports Bureau, it marked the third time since 1951 a Tigers player has collected five hits and six RBI in the same game, joining Willie Horton (April 17, 1971 vs. Boston) and Craig Monroe (July 22, 2005 vs. Minnesota) in accomplishing the feat.
- Tabbed both the American League Player of the Month and the Tigers Player of the Month for July -- hit .330/.357/.613 with 15 runs scored, six doubles, eight home runs and 31 RBI in 25 games during the month...led the AL in RBI, while he was tied for third in home runs.
- Collected his 1,000th career hit on September 7 at Minnesota, a solo home run in the sixth inning off Glen Perkins -- according to STATS LLC, at 25 years, 142 days old, he became the fifth-youngest player since 1954 to collect 1,000 hits.





Named to the National League All-Star squad for the fourth straight season with the Florida Marlins in **2007** as he tied for third in the league with 119 RBI, tied for fifth with 34 home runs and tied for eighth with a .320 batting average.

- Ranked third in the league with 23 intentional walks, while he finished fifth with 332 total bases, tied for fifth with an RBI once every 4.9 at-bats, seventh with a home run every 17.3 at-bats, tied for seventh with 56 multi-hit games, eighth with a .401 on-base percentage and .565 slugging percentage and tied for ninth with 188 hits.
- Established a career high with 34 home runs and 119 RBI -- his 34 home runs marked the second-highest single-season total in Marlins history (Gary Sheffield hit 42 home runs in 1996), while his 119 RBI marked the third-highest single-season total in Marlins history (Preston Wilson had 121 RBI in 2000 and Sheffield had 120 RBI in 1996).
- Hit .360/.429/.663 with 18 runs scored, five doubles, seven home runs and 19 RBI in 23 games during April -- ranked fourth in the National League in slugging percentage during the month, while he tied for fourth in home runs, sixth in batting average, tied for seventh in RBI and tied for ninth in on-base percentage.
- Batted .362/.450/.681 with 16 runs scored, six doubles, eight home runs and 21 RBI in 26 games during July -- ranked tied for third in the National League in home runs during the month, seventh in slugging percentage and tied for 10th in hits (34).
- Collected his 500th career RBI on September 4 at Washington to become the third-youngest player in Major League history at 24 years, 139 days old to reach 500 RBI -- only Mel Ott (23 years, 74 days) and Ted Williams (24 years, four days) were younger when they reached 500 RBI.
- Connected for his first career grand slam on September 15 at Colorado.
- Tied for fifth in the National League with a .364 (43x118) batting average vs. lefthanded pitchers...batted .309 (145x470) with righties on the mound.
- Hit .378 (59x156) with runners in scoring position, tops in the National League.
- Ranked fourth among National League third basemen with 100 putouts and 266 assists.
- Hit .375/.429/.458 with two doubles and three RBI in seven games for Aragua in the Venezuelan Winter League following the season.

Established Marlins single-season records with a .339 batting average and 50 doubles as he was selected to the National League All-Star squad for the third straight season in **2006**...tabbed the Marlins Most Valuable Player by the South Florida chapter of the BBWAA.

- Ranked second in the National League with a .339 (195x576) batting average and .430 on-base percentage, while he finished third with 50 doubles and 63 multi-hit games, fourth with 27 intentional walks, sixth with a .568 slugging percentage, seventh with 195 hits, tied for eighth with 78 extra-base hits, tied for ninth with 114 RBI and 10th with 327 total bases.
- Earned his second Silver Slugger Award, his first as a third baseman.
- Participated in the Home Run Derby at Major League Baseball's All-Star Game in Pittsburgh, finishing third with 15 home runs.
- Became just the fourth player in Major League history to collect 50 doubles and 25 home runs in a season before his 24th birthday, joining Hank Greenberg in 1934 (63 doubles, 26 home runs), Alex Rodriguez in 1996 (54 doubles, 36 home runs) and Albert Pujols in 2003 (51 doubles, 43 home runs).
- Batted .378/.441/.640 with 23 runs scored, 14 doubles, five home runs and 30 RBI in 29 games during May -- tied for the National League lead in hits (42) and doubles during the month, while he was fourth in batting average and RBI, seventh in on-base percentage, eighth in slugging percentage and tied for eighth in runs scored.
- Connected for his 100th career home run on August 23 vs. Washington, a solo shot off Chris Schroder in the third inning -- at 23 years, 127 days old, he became the sixth-youngest player in Major League history to reach 100 career home runs...the five players to reach the plateau faster than Cabrera were Mel Ott (22 years, 132 days), Tony Conigliaro (22 years, 197 days), Eddie Mathews (22 years, 292 days), Alex Rodriguez (23 years, 16 days) and Andruw Jones (23 years, 62 days).
- Batted .379/.434/.709 with 18 runs scored, 11 doubles, seven home runs and 32 RBI in 27 games during August -- tied for the National League lead in doubles, while he finished second in RBI, fourth in batting average and slugging percentage, tied for fourth in hits (39), tied for sixth in home runs and eighth in on-base percentage.
- Topped the National League with a .344 (152x442) batting average against righthanded pitchers...hit .321 (43x134) with lefties on the mound.
- Led the National League with a .323 (96x297) batting average in 78 games on the road...finished fourth in the league with a .355 batting average (99x279) in 80 games at home.
- Hit .378 (56x148) with runners in scoring position, fourth-best in the National League.
- Ranked third among National League third basemen with 114 putouts.
- Batted .375/.524/.750 with three doubles, a home run and three RBI in five games for Aragua in the Venezuelan Winter League following the season...saw action for Aragua during the league's playoffs, hitting .329/.402/.586 with three doubles, five home runs and 20 RBI in 19 games.



Finished third in the National League with a .323 batting average for the Marlins in **2005**, earning his first Silver Slugger Award...named to the National League All-Star squad for the second straight season.

- Tied for the lead in the National League with 57 multi-hit games, while he finished second with 198 hits, third with 344 total bases, fourth with 116 RBI, tied for fourth with 78 extra-base hits, tied for fifth with 43 doubles, sixth with 106 runs scored, seventh with 613 at-bats and a .561 slugging percentage, tied for ninth with 33 home runs and an RBI once every 5.3 at-bats and tied for 10th with 12 intentional walks...finished 10th in the league with 125 strikeouts.
- Selected as the Luis Aparicio Award winner as Venezuela's top Major League player.
- Connected for his 30th home run of the season on September 8 at Washington to become the youngest player in Major League history at 22 years and 143 days old to hit 30 home runs in consecutive seasons -- eclipsed the previous mark held by Albert Pujols by 80 days.
- Tied for fifth in the National League with 22 RBI during September -- hit .283/.355/.485 in 25 games during the month.
- Ranked third among all National League outfielders with 12 assists.

Tabbed the Marlins Most Valuable Player by the South Florida chapter of the BBWAA in **2004**...selected to the National League's All-Star squad for the first time in his career.

- Finished fifth in the National League with 112 RBI, while he tied for fifth with 160 games played and finished 10th with 309 total bases.
- Became the fifth-youngest player in Major League history to collect at least 100 RBI during a single season -- Mel Ott (1929), Al Kaline (1955), Ted Williams (1939) and Alex Rodriguez (1996) are the only four players younger than Cabrera to accomplish the feat.
- Homered in four straight games from April 10-14 to match a Marlins record -- became the third player in franchise history to accomplish the feat, joining Kurt Abbott (June 14-17, 1994) and Preston Wilson (May 10-13, 2000).
- Batted .337/.409/.558 in 26 games during August, scoring 21 runs and collecting six doubles, five home runs and 15 RBI.
- Tied for third among all National League outfielders with 13 assists.
- Named to *Baseball America's* winter All-Star squad following the season, after hitting .398 (49x123) with 12 home runs and 42 RBI for Aragua in the Venezuelan Winter League.

Joined the Marlins for his first Major League action after having his contract purchased from Double A Carolina on June 20, **2003**...led all National League rookies with a .468 slugging percentage, while he finished second with 12 home runs and 62 RBI and tied for fourth with 36 extra-base hits.

- Batted .365/.429/.609 with 10 home runs and 59 RBI in 69 games with Carolina before having his contract purchased by the Marlins on June 20...was leading the Southern League in hits (97), doubles (29), extra-base hits (42), RBI and slugging percentage at the time of his promotion, while he was second in batting average.
- Tabbed the most exciting player, best batting prospect and best defensive third baseman and rated as possessing the best strike-zone judgement and best infield arm in the Southern League by *Baseball America*...named the top prospect in the Marlins organization and the Southern League and the No. 12 prospect in all of baseball by the publication.
- Made his Major League debut on June 20 vs. Tampa Bay -- belted a two-run, walk-off home run in the bottom of the 11th inning against Al Levine for his first Major League hit...became just the third player since 1900 to hit a walk-off home run in his Major League debut, joining California's Billy Parker (September 9, 1971 vs. Milwaukee) and Cleveland's Josh Bard (August 23, 2002 vs. Seattle)... according to David Vincent, Cabrera (20 years, 63 days old) became the sixth-youngest player to homer in his debut: Louisville's (American Association) Scott Stratton (18 years, 21 days on April 21, 1888), Whitey Lockman of the New York Giants (18 years, 345 days on July 5, 1945), Detroit's Denny McLain (19 years, 176 days on September 21, 1963), Cincinnati's Ted Tappe (19 years, 224 days on September 14, 1950) and Kansas City's Clint Hurdle (20 years, 50 days on September 18, 1977) were the five younger players.
- Collected four hits in Game Four of the National League Division Series on October 4 vs. San Francisco -- matched a Major League postseason record for hits in a single game by a rookie, joining Freddie Lindstrom of the New York Giants (Game Five of the 1924 World Series), Joe Garagiola of St. Louis (Game Four of the 1946 World Series), Chad Fonville of Los Angeles (NL) (Game Two of the 1995 National League Division Series) and Derek Jeter of New York (AL) (Game One of the 1996 American League Championship Series).
- Belted his first career postseason home run in Game One of the National League Championship Series on October 7 at Chicago's Wrigley Field against the Cubs, a solo shot in the third inning off Carlos Zambrano -- at 20 years, 182 days old, he became the second-youngest player in Major League history to homer during the postseason (Andruw Jones on October 17, 1996 in Game Seven of the National League Championship Series vs. St. Louis at 19 years, 178 days old).
- Hit .327 with four home runs and 11 RBI in 15 games with Aragua in the Venezuelan Winter League following the season...saw action with Aragua during the league's playoffs, batting .288 with seven home runs and 15 RBI in 20 games...hit .333 (8x24) with three doubles, a triple and two RBI for Venezuela during the Caribbean Series.

Led the Florida State League with 43 doubles for Single A Jupiter during the **2002** season, while he finished third with 53 extra-base hits.

- Ranked as the No. 2 prospect in the Marlins organization, the No. 38 prospect overall and fifth-best prospect in the Florida State League by *Baseball America*.
- Named the top prospect in the Venezuelan Winter League by *Baseball America* following the season -- hit .329 (46x140) with 10 doubles, four home runs and 24 RBI for Aragua.

Selected to the Midwest League Postseason All-Star squad for his efforts with Single A Kane County in **2001**.

- Named the third-best prospect in the Marlins organization, the No. 91 prospect overall and ninth-best prospect in the Midwest League by *Baseball America*.
- Saw action with Aragua in the Venezuelan Winter League following the season, batting .300 (54x180) with 11 doubles, five home runs and 18 RBI.

Made his professional debut with the Gulf Coast League Marlins in **2000**, before earning a promotion to Single A Utica on August 29.

- Led the Gulf Coast League with 219 at-bats, while he tied for second with 57 games played and finished fifth with 38 runs scored.
- Topped all Gulf Coast League shortstops with a .950 fielding percentage, 90 putouts, 156 assists and 27 double plays.
- Named the No. 11 prospect in the Marlins organization and 20th-best prospect in the Gulf Coast League by *Baseball America*.

Signed by the Marlins as a non-drafted free agent on July 2, **1999**.

### IN THE COMMUNITY

- In response to the COVID-19 crisis, Rosangel and Miguel Cabrera partnered with the Detroit Tigers Foundation, an affiliate of Ilitch Charities, to donate \$250,000 to benefit children and families in Detroit. The contribution helped to provide meals for children, technology for students, affordable childcare for families, and protective face masks for children and families all in the city of Detroit.
- The Miguel Cabrera Foundation donated 100 lunches to front line medical staff at Henry Ford Macomb Hospital.
- Participated in a campaign to help get out the word regarding the 2020 U.S. Census with an emphasis on Spanish-speaking communities that are historically under-counted / represented in the U.S. Census.
- As recognition for his generosity and focus on bettering the community, he was nominated as the Tigers 2020 Roberto Clemente Award recipient. He was also the club's nominee in 2012, 2013, 2015, 2016, 2017 and 2019.
- In 2012 he established the Miguel Cabrera Foundation; hosts "Keeping Kids in the Game", which generally raises over \$200,000 per year to benefit the Children's Hospital of Michigan Foundation, C.S. Mott Children's Hospital, the Miguel Cabrera Foundation and the Detroit Tigers Foundation.
- Launched "Miggy Ball 24" during the 2015 offseason...the competition event is for younger children and is put together by the Miguel Cabrera Foundation in Venezuela; also hosted the "Miggy Ball Gala" in January, 2016 in Miami to raise funds for the Miguel Cabrera Foundation...Miggy Ball events were held in both Lakeland and Detroit in 2018...his foundation has helped renovate several youth baseball fields in Venezuela.
- Established the Miguel Cabrera Family Scholarship Fund in 2016...the scholarship, intended for first-generation college students from Michigan or Florida, is a permanent endowment with the Community Foundation for Southeast Michigan, initially valued at approximately \$250,000.

### TRANSACTIONS

- Signed by Florida as an international amateur free agent on July 2, 1999
- On temporarily inactive list, July 7-11, 2001 (Participating in Futures Game)
- On temporarily inactive list, July 6-8, 2002 (Participating in Futures Game)
- Acquired by the Tigers along with Dontrelle Willis from Florida, in exchange for Burke Badenhop, Eulogio De La Cruz, Cameron Maybin, Andrew Miller, Mike Rabelo and Dallas Trahern on December 5, 2007
- On paternity list, August 25-26, 2011
- On injured list, July 4-August 14, 2015 (left calf strain)
- On injured list, April 22-May 2, 2017 (right groin strain)
- On suspended list, September 2-9, 2017
- On injured list, May 4-June 1, 2018 (right hamstring strain)
- On injured list, June 13-October 29, 2018 (ruptured left biceps tendon)



## 2021 TIGERS

### JOSE MIGUEL CABRERA'S CAREER RECORD

| Year                | Club        | AVG  | G    | AB   | R    | H    | TB   | 2B  | 3B | HR  | RBI  | SH | SF | HB | BB   | SO   | SB | CS | OBP  | SLG  | E   |
|---------------------|-------------|------|------|------|------|------|------|-----|----|-----|------|----|----|----|------|------|----|----|------|------|-----|
| 2000                | GCL Marlins | .260 | 57   | 219  | 38   | 57   | 77   | 10  | 2  | 2   | 22   | 0  | 2  | 6  | 23   | 46   | 1  | 0  | .344 | .352 | 13  |
|                     | Utica       | .250 | 8    | 32   | 3    | 8    | 10   | 2   | 0  | 0   | 6    | 0  | 0  | 0  | 2    | 6    | 0  | 0  | .294 | .313 | 4   |
| 2001                | Kane County | .268 | 110  | 422  | 61   | 113  | 161  | 19  | 4  | 7   | 66   | 1  | 3  | 2  | 37   | 76   | 3  | 0  | .328 | .382 | 32  |
| 2002                | Jupiter     | .274 | 124  | 489  | 77   | 134  | 206  | 43  | 1  | 9   | 75   | 1  | 8  | 9  | 38   | 85   | 10 | 1  | .333 | .421 | 17  |
| 2003                | Carolina    | .365 | 69   | 266  | 46   | 97   | 162  | 29  | 3  | 10  | 59   | 0  | 4  | 2  | 31   | 49   | 9  | 4  | .429 | .609 | 15  |
|                     | Florida     | .268 | 87   | 314  | 39   | 84   | 147  | 21  | 3  | 12  | 62   | 4  | 1  | 2  | 25   | 84   | 0  | 2  | .325 | .468 | 4   |
| 2004                | Florida     | .294 | 160  | 603  | 101  | 177  | 309  | 31  | 1  | 33  | 112  | 0  | 8  | 6  | 68   | 148  | 5  | 2  | .366 | .512 | 9   |
| 2005                | Florida     | .323 | 158  | 613  | 106  | 198  | 344  | 43  | 2  | 33  | 116  | 0  | 6  | 2  | 64   | 125  | 1  | 0  | .385 | .517 | 7   |
| 2006                | Florida     | .339 | 158  | 576  | 112  | 195  | 327  | 50  | 2  | 26  | 114  | 0  | 4  | 10 | 86   | 108  | 9  | 6  | .430 | .568 | 17  |
| 2007                | Florida     | .320 | 157  | 588  | 91   | 188  | 332  | 38  | 2  | 34  | 119  | 1  | 7  | 5  | 79   | 127  | 2  | 1  | .401 | .565 | 23  |
| 2008                | DETROIT     | .292 | 160  | 616  | 85   | 180  | 331  | 36  | 2  | 37  | 127  | 0  | 9  | 3  | 56   | 126  | 1  | 0  | .349 | .537 | 14  |
| 2009                | DETROIT     | .324 | 160  | 611  | 96   | 198  | 334  | 34  | 0  | 34  | 103  | 0  | 1  | 5  | 68   | 107  | 6  | 2  | .396 | .547 | 7   |
| 2010                | DETROIT     | .328 | 150  | 548  | 111  | 180  | 341  | 45  | 1  | 38  | 126  | 0  | 8  | 3  | 89   | 95   | 3  | 3  | .420 | .622 | 13  |
| 2011                | DETROIT     | .344 | 161  | 572  | 111  | 197  | 335  | 48  | 0  | 30  | 105  | 0  | 5  | 3  | 108  | 89   | 2  | 1  | .448 | .586 | 13  |
| 2012                | DETROIT     | .330 | 161  | 622  | 109  | 205  | 377  | 40  | 0  | 44  | 139  | 0  | 6  | 3  | 66   | 98   | 4  | 1  | .393 | .606 | 13  |
| 2013                | DETROIT     | .348 | 148  | 555  | 103  | 193  | 353  | 26  | 1  | 44  | 137  | 0  | 2  | 5  | 90   | 94   | 3  | 0  | .442 | .636 | 12  |
| 2014                | DETROIT     | .313 | 159  | 611  | 101  | 191  | 320  | 52  | 1  | 25  | 109  | 0  | 11 | 3  | 60   | 117  | 1  | 1  | .371 | .524 | 6   |
| 2015                | DETROIT     | .338 | 119  | 429  | 64   | 145  | 229  | 28  | 1  | 18  | 76   | 0  | 2  | 3  | 77   | 82   | 1  | 1  | .440 | .534 | 4   |
| 2016                | DETROIT     | .316 | 158  | 595  | 92   | 188  | 335  | 31  | 1  | 38  | 108  | 0  | 5  | 4  | 75   | 116  | 0  | 0  | .393 | .563 | 7   |
| 2017                | DETROIT     | .249 | 130  | 469  | 50   | 117  | 187  | 22  | 0  | 16  | 60   | 0  | 3  | 3  | 54   | 110  | 0  | 1  | .329 | .399 | 1   |
| 2018                | DETROIT     | .299 | 38   | 134  | 17   | 40   | 60   | 11  | 0  | 3   | 22   | 0  | 1  | 0  | 22   | 27   | 0  | 0  | .395 | .448 | 1   |
| 2019                | DETROIT     | .282 | 136  | 493  | 41   | 139  | 196  | 21  | 0  | 12  | 59   | 0  | 5  | 3  | 48   | 108  | 0  | 0  | .346 | .398 | 1   |
| 2020                | DETROIT     | .250 | 57   | 204  | 28   | 51   | 85   | 4   | 0  | 10  | 35   | 0  | 2  | 1  | 24   | 51   | 1  | 0  | .329 | .417 | 0   |
| MINOR LEAGUE TOTALS |             | .286 | 368  | 1428 | 225  | 409  | 616  | 103 | 10 | 28  | 228  | 2  | 17 | 19 | 131  | 262  | 23 | 5  | .350 | .431 | 81  |
| NL TOTALS           |             | .313 | 720  | 2694 | 449  | 842  | 1459 | 183 | 10 | 138 | 523  | 5  | 26 | 25 | 322  | 592  | 17 | 11 | .388 | .542 | 60  |
| DETROIT TOTALS      |             | .313 | 1737 | 6459 | 1008 | 2024 | 3483 | 398 | 7  | 349 | 1206 | 0  | 60 | 39 | 837  | 1220 | 22 | 10 | .392 | .539 | 92  |
| MAJOR LEAGUE TOTALS |             | .313 | 2457 | 9153 | 1457 | 2866 | 4942 | 581 | 17 | 487 | 1729 | 5  | 86 | 64 | 1159 | 1812 | 39 | 21 | .391 | .540 | 152 |

### MAJOR LEAGUE CAREER FIELDING

|            | G    | TC   | PO   | A    | E  | DP  | PCT  |
|------------|------|------|------|------|----|-----|------|
| First Base | 1151 | 9885 | 9097 | 727  | 61 | 940 | .994 |
| Third Base | 697  | 1665 | 490  | 1101 | 74 | 134 | .956 |
| Outfield   | 347  | 596  | 549  | 30   | 17 | 5   | .971 |

### MAJOR LEAGUE CAREER HIGHS

**Hits:** 5 (twice) - last, July 21, 2008 at Kansas City  
**Home Runs:** 3 (twice) - last, May 19, 2013 at Texas  
**RBI:** 6 (six times) - last, September 23, 2020 at Minnesota  
**Stolen Bases:** 1 (39 times) - last, September 11, 2020 at Chicago (AL)  
**Hitting Streak:** 20 - June 19-July 16, 2010

## TIGERS QUADRUPLE-DOUBLES

Austin Jackson became the 14th player in Tigers history to reach double-digits in doubles, triples, home runs and stolen bases in the same season, doing so in both 2011 and 2012. The feat has been accomplished 19 times in club history, including multiple times by five players. The following is a list of all the players in franchise history to accomplish the feat:

| Player            | Year | 2B | 3B | HR | SB |
|-------------------|------|----|----|----|----|
| Bobby Veach       | 1920 | 39 | 15 | 11 | 11 |
| Ty Cobb           | 1921 | 37 | 16 | 12 | 22 |
| Bobby Veach       | 1921 | 43 | 13 | 16 | 14 |
| Harry Heilmann    | 1924 | 45 | 16 | 10 | 13 |
| Ty Cobb           | 1925 | 31 | 12 | 12 | 13 |
| Charlie Gehringer | 1929 | 45 | 19 | 13 | 27 |
| Roy Johnson       | 1929 | 45 | 14 | 10 | 20 |
| Charlie Gehringer | 1930 | 47 | 15 | 16 | 19 |
| John Stone        | 1931 | 28 | 11 | 10 | 13 |
| Jake Wood         | 1961 | 17 | 14 | 11 | 30 |
| Mickey Stanley    | 1970 | 21 | 11 | 13 | 10 |
| Ron LeFlore       | 1977 | 30 | 10 | 16 | 39 |
| Larry Herndon     | 1982 | 21 | 13 | 23 | 12 |
| Kirk Gibson       | 1984 | 23 | 10 | 27 | 29 |
| Carlos Guillen    | 2004 | 37 | 10 | 20 | 12 |
| Curtis Granderson | 2007 | 38 | 23 | 23 | 26 |
| Curtis Granderson | 2008 | 26 | 13 | 22 | 12 |
| Austin Jackson    | 2011 | 22 | 11 | 10 | 22 |
| Austin Jackson    | 2012 | 29 | 10 | 16 | 12 |





# 41

## DAZ CAMERON

HT: 6-2 WT: 185 BT: R TH: R BORN: 1/15/1997 IN MCDONOUGH, GA

**OUTFIELDER**

Opening Day Age: 24      **Residence:** McDonough, GA  
 Major League Service: 0.053      **Signed Through:** 2021  
**How Obtained:** Acquired by the Tigers along with Franklin Pérez and Jake Rogers from Houston in exchange for Justin Verlander and a player to be named later (Juan Ramirez) on August 31, 2017.

### SEASON HIGHLIGHTS

Made his Major League debut with the Tigers in **2020**, splitting the season between the big leagues and alternate training site.

- Appeared in 17 games with the Tigers, hitting .193/.220/.263 with four runs scored, two doubles, a triple and three RBI...was recalled from the alternate training site prior to the game on September 9 vs. Milwaukee, and made his Major League debut that night.
- After starting the season on an 1x27 stretch, finished on a strong note by batting .333/.355/.467 with hits in seven of his final nine games...had three multi-hit games over that span, including one with a pair of extra-base hits on September 22 at Minnesota.
- Posted his first Major League hit and RBI on September 11 at Chicago (AL), slapping a two-run single to right field in the sixth inning...Daz's father, Mike, played 17 years in the Majors and had his first hit in the same ballpark, playing for the White Sox against the Tigers on August 30, 1995.
- Entered the game on September 18 vs. Cleveland as a pinch-hitter in the ninth inning, and knocked a triple for his first career extra-base hit...became the sixth Tiger since 2010 and 12th since 2000 to hit a triple as a pinch hitter...was one of nine rookies to hit a pinch-hit three bagger in franchise history, with the most recent one coming from Avisail García on May 26, 2013 vs. Minnesota.
- Had a pair of hits on September 19 vs. Cleveland, including a go-ahead single in the eighth inning...marked the first multi-hit contest and game-winning RBI of his young career.
- Ranked as the No. 7 prospect in the Tigers organization by *Baseball America*.

Appeared in 120 games with Triple A Toledo in **2019**.

- Ranked tied for fourth in the International League with six triples, while he was tied for eighth with 62 walks.
- Finished a triple shy of the cycle and had a season-high four hits, including a double and a home run, and four runs scored on June 26 at Louisville.
- Posted a 10-game hitting streak from August 11-22, hitting .262/.367/.643 with two doubles, one triple, four home runs and eight RBI.
- Rated as the fifth-best prospect in the Tigers Minor League system by *Baseball America*.

Saw time at three different levels in the Tigers player development system in **2018**, combining to play in 126 games.

- Named to the Florida State League midseason All-Star Team and was selected an organization All-Star by MiLB.com.
- Ranked second among Tigers Minor Leaguers with 24 stolen bases, while he was fifth with 61 RBI.
- Began the season with Single A Lakeland, hitting safely in 19-of-21 games during April and batting .277/.358/.361 with 14 runs scored, seven doubles and six RBI.
- Belted a pair of home runs on May 23 vs. Palm Beach.
- Posted a 12-game hitting streak from May 12-27, batting .391/.462/.630 with 10 runs scored, one double, two triples, two home runs and nine RBI.
- Went a perfect 4x4 with a triple on June 12 vs. Jupiter...added a second four-hit game, including three doubles and four RBI, on August 8 vs. Portland.
- Appeared in 12 games with Double A Erie in June and hit .375/.444/.646 with 10 runs scored, three doubles, two triples, two home runs and 10 RBI.
- Played in four games with Triple A Toledo in the International League playoffs, batting .500/.600/.750 with four runs scored, one double, one triple and three RBI.
- Hit .342/.435/.468 with 17 runs scored, three doubles, two triples, one home run and five RBI in 20 games with the Mesa Solar Sox in the Arizona Fall League...selected to play in the AFL Rising Stars Game and was named to the AFL All-Prospect Team.
- Ranked as the No. 6 prospect in the Tigers organization, the seventh-best prospect in the Eastern League and the No. 16 prospect in the Florida State League by *Baseball America*.



## 2021 TIGERS

Spent most of the **2017** season in the Houston Astros organization, before being acquired by the Tigers on August 31.

- Finished the season ranked tied for fourth in the Midwest League with 29 doubles, while he was fifth with 74 RBI and 51 extra-base hits and tied for fifth with 80 runs scored.
- Hit a pair of home runs on April 9 at Wisconsin.
- Drove in a season-high seven runs and went 3x5 with a triple and a home run on April 28 at Clinton.
- Hit over .300 in both July and August with Single A Quad Cities, batting .309/.374/.532 with 17 runs scored, six doubles, three triples, three home runs and 21 RBI in 25 games in July, while he hit .377/.460/.566 with 23 runs scored, nine doubles, one triple, three home runs and 19 RBI in 28 August contests.
- Ranked as the No. 14 prospect in the Astros organization and the No. 20 prospect in the Midwest League by *Baseball America*.

Limited to 40 games in **2016** after missing most of the season due to an injury.

- Finished a double shy of the cycle on June 27 at Lowell, going 4x5 with three RBI.
- Sidelined from July 31-September 30 with a left index finger fracture.
- Ranked as the fifth-best prospect in the Astros system, the No. 74 prospect overall and the No. 19 prospect in the New York-Penn League by *Baseball America*.

Combined to play in 51 games between the GCL Astros and Single A Greenville in his first professional season in **2015**.

- Ranked as the the fourth-best prospect in the Gulf Coast League and the fifth-best prospect in the Appalachian League by *Baseball America*.

### TRANSACTIONS

- Selected by Houston in the Competitive Balance A round of the 2015 MLB Draft out of Eagle's Landing Christian High School (GA)
- On injured list, July 31-September 30, 2016 (left index finger fracture)
- Acquired by the Tigers along with Franklin Pérez and Jake Rogers from Houston in exchange for Justin Verlander and a player to be named later (Juan Ramirez) on August 31, 2017
- On injured list, July 9-September 1, 2020

### DAZMON (DAZ) JARDI CAMERON'S CAREER RECORD

| Year                | Club           | AVG         | G         | AB        | R        | H         | TB        | 2B       | 3B       | HR       | RBI      | SH       | SF       | HB       | BB        | SO       | SB       | CS          | OBP         | SLG      | E  |
|---------------------|----------------|-------------|-----------|-----------|----------|-----------|-----------|----------|----------|----------|----------|----------|----------|----------|-----------|----------|----------|-------------|-------------|----------|----|
| 2015                | GCL Astros     | .222        | 21        | 72        | 14       | 16        | 18        | 2        | 0        | 6        | 1        | 2        | 3        | 9        | 18        | 13       | 4        |             | .326        | .250     | 0  |
|                     | Greenville     | .272        | 30        | 103       | 20       | 28        | 36        | 2        | 3        | 0        | 11       | 3        | 1        | 1        | 16        | 31       | 11       | 6           | .372        | .350     | 1  |
| 2016                | Tri-City       | .278        | 19        | 79        | 13       | 22        | 33        | 3        | 1        | 2        | 14       | 1        | 0        | 3        | 6         | 26       | 8        | 2           | .352        | .418     | 0  |
|                     | Quad Cities    | .143        | 21        | 77        | 5        | 11        | 17        | 2        | 2        | 0        | 6        | 1        | 1        | 0        | 8         | 33       | 4        | 3           | .221        | .221     | 3  |
| 2017                | Quad Cities    | .271        | 120       | 446       | 79       | 121       | 208       | 29       | 8        | 14       | 73       | 1        | 7        | 12       | 45        | 108      | 32       | 12          | .349        | .466     | 5  |
|                     | West Michigan  | .250        | 3         | 8         | 1        | 2         | 2         | 0        | 0        | 0        | 0        | 1        | 0        | 0        | 3         | 4        | 0        | 1           | .455        | .250     | 0  |
| 2018                | Lakeland       | .259        | 58        | 216       | 35       | 56        | 80        | 9        | 3        | 3        | 20       | 0        | 1        | 4        | 25        | 69       | 10       | 4           | .346        | .370     | 3  |
|                     | Erie           | .285        | 53        | 200       | 32       | 57        | 94        | 12       | 5        | 5        | 35       | 0        | 1        | 25       | 53        | 12       | 5        | .367        | .470        | 1        |    |
|                     | Toledo         | .211        | 15        | 57        | 8        | 12        | 18        | 4        | 1        | 0        | 6        | 1        | 1        | 1        | 2         | 15       | 2        | 2           | .246        | .316     | 0  |
| 2019                | Toledo         | .214        | 120       | 448       | 68       | 96        | 169       | 22       | 6        | 13       | 43       | 0        | 2        | 16       | 62        | 152      | 17       | 8           | .330        | .377     | 9  |
| 2020                | <b>DETROIT</b> | <b>.193</b> | <b>17</b> | <b>57</b> | <b>4</b> | <b>11</b> | <b>15</b> | <b>2</b> | <b>1</b> | <b>0</b> | <b>3</b> | <b>0</b> | <b>0</b> | <b>2</b> | <b>19</b> | <b>1</b> | <b>0</b> | <b>.220</b> | <b>.263</b> | <b>1</b> |    |
| MINOR LEAGUE TOTALS |                | .247        | 460       | 1706      | 275      | 421       | 675       | 85       | 29       | 37       | 215      | 8        | 15       | 41       | 201       | 509      | 109      | 47          | .338        | .396     | 22 |
| MAJOR LEAGUE TOTALS |                | .193        | 17        | 57        | 4        | 11        | 15        | 2        | 1        | 0        | 3        | 0        | 0        | 0        | 2         | 19       | 1        | 0           | .220        | .263     | 1  |

### MAJOR LEAGUE CAREER FIELDING

|          | G  | TC | PO | A | E | DP | PCT  |
|----------|----|----|----|---|---|----|------|
| Outfield | 16 | 36 | 35 | 0 | 1 | 0  | .972 |

### MAJOR LEAGUE CAREER HIGHS

**Hits:** 2 (three times) - last, September 25, 2020 at Kansas City

**Home Runs:** No Major League Home Runs


**RBI:** 2 - September 11, 2020 at Chicago (AL)

**Stolen Bases:** 1 - September 24, 2020 at Kansas City

**Hitting Streak:** 5 - September 22-26, 2020

### CONSECUTIVE GAMES PLAYED BY A TIGERS PLAYER

| Games | Player            | Dates                             |
|-------|-------------------|-----------------------------------|
| 511   | Charlie Gehringer | September 3, 1927-May 7, 1931     |
| 504   | Charlie Gehringer | June 25, 1992-August 11, 1935     |
| 458   | Rocky Colavito    | June 21, 1960-May 21, 1963        |
| 434   | Ed Brinkman       | September 26, 1971-August 9, 1974 |



# 46

## JEIMER CANDELARIO

HT: 6-1   WT: 221   BT: S   TH: R   BORN: 11/24/1993 IN NEW YORK, NY

INFIELDER

Opening Day Age: 27      Resigned: San Pedro de Macoris, DR

Major League Service: 3.038      Signed Through: 2021

How Obtained: Acquired by the Tigers along with Isaac Paredes and cash considerations from Chicago (NL) in exchange for Alex Avila and Justin Wilson on July 31, 2017

### CAREER HIGHLIGHTS

- Voted as 2020 Tiger of the Year by the Detroit Chapter of the BBWAA.
- Selected to participate in the Futures Game prior to the 2016 All-Star Game at PETCO Park in San Diego, but was unable to play after being promoted to the Majors prior to the contest.

### SEASON HIGHLIGHTS

Posted one of the best seasons of his career at the plate in **2020**, while also finding success in his first season as a primary first baseman, after moving there following an injury to C.J. Cron.

- Batted .297/.369/.503 on the season with 30 runs scored, 11 doubles, three triples, seven homers and 29 RBI...among Tigers with at least 100 at-bats, he led the team in batting average, doubles, triples and extra-base hits (21); ranked tied for first in runs scored; second in on-base percentage, slugging percentage, RBI and walks (29); and third with seven homers...also led the team and ranked tied for sixth in the American League with 19 extra-base hits.
- Had hits in 30-of-40 games between August 2 and September 19 after starting the season on an 0x17 streak...batted .372/.424/.634 over that stretch, with 29 runs scored, 21 extra-base hits and 28 RBI...ranked among American League leaders in many categories during that stretch, including third in batting average, fifth in on-base percentage, tied for sixth in doubles, seventh in slugging percentage, tied for eighth in runs and 10th in RBI.
- Was named American League Player of the Week for the week ending September 13...batted .423/.500/.923 with eight runs scored, four doubles, three home runs, nine RBI, four walks, and just three strikeouts over eight games played...was the first Tiger to win AL Player of the Week honors since Nicholas Castellanos for the week ending August 19, 2018.
- Went 2x4 with two runs scored, four RBI and hit his fifth home run of the season on September 8 vs. Milwaukee...that RBI mark tied a single-game career high, also accomplished on September 17, 2017 vs. Chicago (AL)...the longball was his third consecutive game with a home run at Comerica Park, finishing as the second Tiger to do so this season (other, Jonathan Schoop).
- Reached base six times in seven plate appearances during the September 10 twinbill at St. Louis, including five hits and RBI...belted a homer in each end of the doubleheader, becoming the first Tiger to do so since Leonys Martín on April 25, 2018 at Pittsburgh.

Played in 94 games with the Tigers in **2019**.

- Recorded the first five-hit game of his career on March 31 at Toronto, going 5x6 with a double and two RBI...became the first Tiger to have five hits in a game since Nicholas Castellanos on August 13, 2018 vs. Chicago (AL).
- Reached base safely in 18 consecutive games from April 13-May 5...batted .261/.386/.377 with 12 runs scored, three doubles, one triple, one home run and five RBI over that stretch.
- Sidelined from June 2-15 with left shoulder inflammation.
- Went a perfect 4x4 with a home run and four RBI on June 23 vs. Rochester.
- Belted a pair of home runs on July 6 vs. Boston, marking his second career multi-homer game.
- Sidelined from August 5-23 with a left thumb sprain.
- Appeared in 23 games with Toros del Este in the Dominican Winter League after the season, and hit .244/.340/.430 with nine doubles, two triples, one home run and 14 RBI...was named the Most Valuable Player of the championship series.

Completed his first full season in the Majors in **2018**, playing in 144 games with Detroit.

- Hit the first four leadoff home runs of his Major League career in 2018...belted leadoff homers on June 2 vs. Toronto, August 30 at New York (AL), September 5 at Chicago (AL) and September 14 at Cleveland.
- Knocked a pair of walk-off homers during the season, hitting game-ending home runs on June 9 vs. Cleveland and September 7 vs. St. Louis.



## 2021 TIGERS

- Recorded his first career four-hit game on April 19 vs. Baltimore, going 4x4 with a home run and three RBI.
- Sidelined from May 13-25 with left wrist tendinitis.
- Posted his first career multi-homer game on May 26 vs. Chicago (AL).
- Reached base safely in 28 consecutive games from April 21-June 3, hitting .283/.392/.557 with 24 runs scored, nine doubles, one triple, six home runs and 17 RBI during the streak.
- Hit .291/.356/.486 with 11 doubles, six home runs and 21 RBI vs. lefthanded pitchers, while he batted .199/.303/.358 with 17 doubles, three triples, 13 home runs and 33 RBI against righties.

Began the **2017** season in the Chicago Cubs organization, before being acquired by the Tigers on July 31.

- Was a perfect 4x4 with three doubles, a triple and five RBI on April 12 vs. New Orleans.
- Played in 21 games during April with Triple A Iowa, hitting .306/.432/.625 with 15 runs scored, 10 doubles, two triples, three home runs and 18 RBI.
- Hit the first home run of his Major League career on June 29 at Washington...also homered with the Tigers on September 14 and 17 vs. Chicago (AL).
- Reached base safely in 23-of-27 games with the Tigers and had a .406 on-base percentage.
- Made his Tigers debut on August 8 at Pittsburgh and went 1x2 with a run scored.
- Drove in two runs on September 5 vs. Kansas City...marked his first RBI as a Tiger.
- Started a 5-4-3 triple play on September 8 at Toronto...was the Tigers first triple play since August 1, 2001.
- Established a career high with four RBI on September 17 vs. Chicago (AL).
- Finished the month of September hitting .341/.420/.489 with 15 runs scored, seven doubles, two home runs and 13 RBI.
- Appeared in 22 games with Toros del Este in the Dominican Winter League, hitting .289/.372/.398 with 10 runs scored, four doubles, one triple, one home run and eight RBI.
- Ranked as the No. 7 prospect in the Cubs organization by *Baseball America*.

Saw the first Major League action of his career in **2016** with the Chicago Cubs.

- Named to the Southern League midseason All-Star Team and was selected an organization All-Star by MiLB.com.
- Drove in seven runs and went 4x5 with two doubles and a home run on May 21 vs. Biloxi.
- Finished the month of June batting .348/.471/.638 with 12 runs scored, seven doubles, two triples, three home runs and 15 RBI in 23 games with Triple A Iowa.
- Made his Major League debut on July 3 at New York (NL)...collected his first hit, a single, off Noah Syndergaard in the seventh inning.
- Hit safely in 12 straight games with Iowa from August 13-26...hit .431/.453/.725 with 10 runs scored, four doubles, one triple, three home runs and 18 RBI.
- Ranked as the 10th-best prospect in the Cubs organization and the No. 17 prospect in the Pacific Coast League by *Baseball America*.

Combined to play in 128 games between Single A Myrtle Beach and Double A Tennessee in **2015**.

- Selected to the Carolina League midseason All-Star Team and was named an organization All-Star by MiLB.com.
- Sidelined from June 8-15 with a left hand bruise.
- Had a pair of four-hit games, first on June 30 at Winston-Salem and then on July 4 at Carolina.
- Hit .303/.378/.424 with eight runs scored, five doubles, one home run and seven RBI in 18 games during June with Myrtle Beach.
- Had a 15-game hitting streak with Tennessee from July 24-August 10...batted .379/.431/.638 with eight runs scored, four doubles, one triple, three home runs and 18 RBI.
- Played for the Mesa Solar Sox in the Arizona Fall League, batting .329/.371/.610 with eight doubles, five home runs and 15 RBI in 21 games...was selected to play in the AFL's Rising Stars Game and was named to the AFL All-Prospect Team.
- Ranked as the No. 24 prospect in the Cubs organization and the 13th-best prospect in the Carolina League by *Baseball America*.

Split the **2014** season between Single A Kane County and Single A Daytona, playing in 125 games.

- Drove in six runs and went 2x4 with a double and a home run on April 28 at Lakeland.
- Named the Midwest League Player of the Week for the week ending July 13 after hitting .500/.556/1.083 with six runs scored, five doubles, three home runs and nine RBI in seven games.
- Ranked as the eighth-best prospect in the Cubs organization by *Baseball America*...also rated as possessing the best strike zone discipline in the Cubs system.

Spent the entire **2013** season with Single A Kane County.

- Finished the season with 35 doubles, which ranked tied for third in the Midwest League and tied for sixth on Kane County's all-time, single-season list.
- Had a season-high four hits on May 20 at Cedar Rapids.
- Rated as the eighth-best prospect in the Cubs organization by *Baseball America*.





Played in 71 games with Single A Boise in **2012**.

- Ranked fourth in the Northwest League with 71 games played, 278 at-bats and 47 RBI.
- Hit .339/.391/.576 with eight runs scored, two doubles, four home runs and 13 RBI in 15 games during April.
- Had a season-high four hits with two doubles and two RBI on August 10 at Everett.
- Ranked as the No. 20 prospect in the Cubs organization and the seventh-best prospect in the Northwest League by *Baseball America*.

Made his professional debut in **2011** with the DSL Cubs2, appearing in 72 games.

- Ranked tied for second in the Dominican Summer League with 72 games played and 53 RBI, while he was tied for third with 84 hits and fifth with a .337 (84x249) batting average.
- Hit .367/.464/.511 with 21 runs scored, seven doubles, two home runs and 25 RBI in 26 games during June.

**TRANSACTIONS**

- Signed by Chicago (NL) as a non-drafted free agent on October 2, 2010
- On injured list, June 8-15, 2015 (left hand bruise)
- Acquired by the Tigers along with Isaac Paredes and cash considerations from Chicago (NL) in exchange for Alex Avila and Justin Wilson on July 31, 2017
- On injured list, May 13-25, 2018 (left wrist tendinitis)
- On injured list, June 2-15, 2019 (left shoulder inflammation)
- On injured list, August 5-23, 2019 (left thumb sprain)
- On injured list, September 25-28, 2020

**JEIMER CANDELARIO'S CAREER RECORD**

| Year                | Club         | AVG  | G   | AB   | R   | H   | TB   | 2B  | 3B | HR | RBI | SH | SF | HB | BB  | SO  | SB | CS | OBP  | SLG  | E   |
|---------------------|--------------|------|-----|------|-----|-----|------|-----|----|----|-----|----|----|----|-----|-----|----|----|------|------|-----|
| 2011                | DSL Cubs2    | .337 | 72  | 249  | 50  | 84  | 119  | 16  | 2  | 5  | 53  | 0  | 5  | 1  | 50  | 42  | 4  | 4  | .443 | .478 | 17  |
| 2012                | Boise        | .281 | 71  | 278  | 34  | 78  | 110  | 14  | 0  | 6  | 47  | 0  | 3  | 3  | 26  | 55  | 2  | 1  | .345 | .396 | 20  |
| 2013                | Kane County  | .256 | 130 | 500  | 71  | 128 | 198  | 35  | 1  | 11 | 57  | 0  | 2  | 2  | 68  | 88  | 1  | 0  | .346 | .396 | 26  |
| 2014                | Kane County  | .250 | 63  | 244  | 32  | 61  | 104  | 19  | 3  | 6  | 37  | 0  | 1  | 0  | 18  | 45  | 0  | 1  | .300 | .426 | 6   |
|                     | Daytona      | .193 | 62  | 218  | 24  | 42  | 71   | 10  | 2  | 5  | 26  | 0  | 1  | 2  | 23  | 44  | 0  | 3  | .275 | .326 | 9   |
| 2015                | Myrtle Beach | .270 | 82  | 318  | 42  | 86  | 132  | 25  | 3  | 5  | 39  | 0  | 2  | 3  | 20  | 62  | 0  | 1  | .318 | .415 | 8   |
|                     | Tennessee    | .291 | 46  | 158  | 21  | 46  | 73   | 10  | 1  | 5  | 25  | 0  | 1  | 1  | 22  | 21  | 0  | 0  | .379 | .462 | 5   |
| 2016                | Tennessee    | .219 | 56  | 210  | 30  | 46  | 77   | 17  | 1  | 4  | 23  | 0  | 1  | 1  | 32  | 46  | 0  | 0  | .324 | .367 | 5   |
|                     | Iowa         | .333 | 76  | 264  | 44  | 88  | 143  | 22  | 3  | 9  | 54  | 0  | 4  | 3  | 68  | 53  | 0  | 2  | .417 | .542 | 6   |
|                     | Chicago (NL) | .091 | 5   | 11   | 0   | 1   | 0    | 0   | 0  | 0  | 0   | 0  | 0  | 1  | 2   | 5   | 0  | 0  | .286 | .091 | 1   |
| 2017                | Iowa         | .266 | 81  | 286  | 39  | 76  | 145  | 27  | 3  | 12 | 52  | 0  | 1  | 2  | 41  | 72  | 0  | 0  | .361 | .507 | 5   |
|                     | Toledo       | .264 | 29  | 121  | 13  | 32  | 52   | 9   | 1  | 3  | 19  | 0  | 1  | 1  | 5   | 32  | 1  | 0  | .297 | .430 | 1   |
|                     | Chicago (NL) | .152 | 11  | 33   | 2   | 5   | 10   | 2   | 0  | 1  | 3   | 0  | 0  | 2  | 1   | 12  | 0  | 0  | .222 | .303 | 1   |
|                     | DETROIT      | .330 | 27  | 94   | 16  | 31  | 44   | 7   | 0  | 2  | 13  | 0  | 0  | 0  | 12  | 18  | 0  | 0  | .406 | .468 | 4   |
| 2018                | Toledo#      | .250 | 2   | 8    | 3   | 2   | 2    | 0   | 0  | 0  | 1   | 0  | 0  | 0  | 1   | 1   | 0  | 0  | .333 | .250 | 0   |
|                     | DETROIT      | .224 | 144 | 539  | 78  | 121 | 212  | 28  | 3  | 19 | 54  | 0  | 5  | 9  | 66  | 160 | 3  | 2  | .317 | .393 | 10  |
| 2019                | Toledo       | .320 | 39  | 153  | 30  | 49  | 90   | 10  | 2  | 9  | 33  | 0  | 0  | 3  | 22  | 35  | 0  | 0  | .416 | .588 | 2   |
|                     | DETROIT      | .203 | 94  | 335  | 33  | 68  | 113  | 17  | 2  | 8  | 32  | 0  | 1  | 7  | 43  | 99  | 3  | 1  | .306 | .337 | 7   |
| 2020                | DETROIT      | .297 | 52  | 185  | 30  | 55  | 93   | 11  | 3  | 7  | 29  | 0  | 0  | 1  | 20  | 49  | 1  | 1  | .369 | .503 | 4   |
| MINOR LEAGUE TOTALS |              | .272 | 809 | 3007 | 433 | 818 | 1316 | 214 | 22 | 80 | 466 | 0  | 22 | 22 | 366 | 596 | 8  | 12 | .353 | .438 | 110 |
| DETROIT TOTALS      |              | .239 | 317 | 1153 | 157 | 275 | 462  | 63  | 8  | 36 | 128 | 0  | 6  | 17 | 141 | 326 | 7  | 4  | .329 | .401 | 25  |
| NL TOTALS           |              | .136 | 16  | 44   | 2   | 6   | 11   | 2   | 0  | 1  | 3   | 0  | 0  | 3  | 3   | 17  | 0  | 0  | .240 | .250 | 2   |
| MAJOR LEAGUE TOTALS |              | .235 | 333 | 1197 | 281 | 226 | 473  | 65  | 8  | 37 | 131 | 0  | 6  | 20 | 144 | 343 | 7  | 4  | .326 | .395 | 27  |

**MAJOR LEAGUE CAREER FIELDING**

|            | G   | TC  | PO  | A   | E  | DP | PCT  |
|------------|-----|-----|-----|-----|----|----|------|
| First Base | 64  | 474 | 439 | 31  | 4  | 52 | .992 |
| Third Base | 258 | 668 | 188 | 458 | 22 | 52 | .967 |

**MAJOR LEAGUE CAREER HIGHS**

- Hits:** 5 - March 31, 2019 at Toronto
- Home Runs:** 2 (twice) - last, July 6, 2019 vs. Boston
- RBI:** 4 (twice) - last, September 8, 2020 vs. Milwaukee
- Stolen Bases:** 1 (seven times) - last, September 4, 2020 vs. Minnesota
- Hitting Streak:** 7 (three times) - last, August 25-September 2, 2020

**DETROIT TIGERS ALL-TIME TEAM**

As part of the ceremony surrounding the closing of Tiger Stadium in 1999, Tigers fans voted on a team of all-time Tigers greats. The fans' electees, dubbed the Detroit Tigers All-Time Team, are listed below. There was one tie in the balloting, where lefthanded pitchers Hal Newhouser and Mickey Lolich both received the all-time honor.

|                    |                   |                 |               |
|--------------------|-------------------|-----------------|---------------|
| <b>Manager</b>     | Sparky Anderson   | <b>Outfield</b> | Al Kaline     |
| <b>Catcher</b>     | Bill Freehan      | <b>Outfield</b> | Kirk Gibson   |
| <b>First Base</b>  | Hank Greenberg    | <b>RHP</b>      | Jack Morris   |
| <b>Second Base</b> | Charlie Gehringer | <b>LHP</b>      | Mickey Lolich |
| <b>Third Base</b>  | George Kell       | <b>LHP</b>      | Hal Newhouser |
| <b>Shortstop</b>   | Alan Trammell     | <b>RP</b>       | John Hiller   |
| <b>Outfield</b>    | Ty Cobb           |                 |               |



# 30 HAROLD CASTRO

HT: 5-10 WT: 151 BT: L TH: R BORN: 11/30/1993 IN CARACAS, VZ

## INFIELDER/OUTFIELDER

Opening Day Age: 27

Residence: Kissimmee, FL

Major League Service: 1.141

Signed Through: 2021

How Obtained: Signed by the Tigers as a Minor League free agent on October 31, 2018

### SEASON HIGHLIGHTS

Appeared in just under half of the club's 57 games during the **2020** season, due to time on the injured list recovering from a left hamstring strain.

- Recovered 22 games for the Tigers during the season, batting .347/.407/.429 with six runs scored, four doubles and three RBI.
- The utilityman made starts at seven different positions during the 2020 campaign: three at right field; two at first base, third base and shortstop; and one at left field, center field and designated hitter.
- Had a career-high, seven-game hitting streak from August 10-September 19...over that stretch he batted .526/.571/.737 with a pair of multi-hit efforts...the streak was also tied for the fifth longest by a Tiger this season (long, Cabrera with 13 games).
- Posted his first multi-hit game of 2020 on August 16 vs. Cleveland, going 3x4 with two runs scored, a double and walk...marked the 10th time in his career he's had a game with three-or-more hits, most recently happening on September 15, 2019 vs. Baltimore.

Spent most of the **2019** season with the Tigers, playing in 97 games.

- Named the Tigers Rookie of the Year by Detroit Sports Media.
- Led the American League and ranked third among all rookies (min. 350 at-bats) with a .291 (103x354) batting average...also ranked tied for first among American League rookies with four triples, tied for fifth with nine games of three-or-more hits and sixth with 28 multi-hit games.
- Had four-hit games on July 14 at Kansas City and September 7 at Oakland...joined Cleveland's Oscar Mercado and Houston's Yordan Alvarez as the only American League rookies with multiple four-hit games in 2019.
- Appeared at seven different defensive positions throughout the season, playing 34 games at second base, 30 games in center field, 10 games at third base, eight games in left field, seven games in right field, two games at shortstop and one game at first base.
- Selected as the Tigers Minor League Player of the Month for April, batting .353/.392/.544 with four doubles, three home runs and 21 RBI in 17 games with Triple A Toledo.
- Posted a 20-game hitting streak with Triple A Toledo from April 15-May 23, hitting .382/.435/.592 with four doubles, four home runs and 23 RBI.
- Blasted the first home run of his big league career on June 19 at Pittsburgh, hitting a solo shot in the third inning off Trevor Williams.
- Had a pair of hits in the third inning on July 14 at Kansas City, becoming the first Tigers player to have multiple hits in an inning since Ian Kinsler on April 25, 2017 vs. Seattle.
- Finished the season on a strong note, hitting .318/.333/.398 with two doubles, one triple, one home run and seven RBI in 22 games in September.

Combined to appear in 103 games between Double A Erie and Triple A Toledo in **2018**...also saw the first Major League action of his career, playing in six games with the Tigers.

- Played in 20 games between Erie and Toledo in June, hitting .324/.342/.392 with 10 runs scored, five doubles and eight RBI.
- Made his Major League debut as a pinch runner in the ninth inning on September 23 vs. Kansas City.
- Made his first Major League start on September 25 at Minnesota and notched his first big league hit, stolen base and run scored in the eighth inning.
- Saw time in 58 games with Leones del Caracas of the Venezuelan Winter League, hitting .341/.371/.450 with 37 runs scored, 12 doubles, two triples, three home runs and 26 RBI...led the VWL in hits (84), while he was third in batting average, runs scored and total bases and fourth in doubles.

Spent the majority of the **2017** season with Double A Erie, appearing in 106 games.

- Ranked as the fifth-toughest batter to strike out in the Eastern League, fanning once every 8.47 plate appearances.
- Collected a season-high four hits on May 20 at Altoona...also had four hits on August 12 vs. New Hampshire.



- Named Eastern League Player of the Week for the week ending August 13...hit .571/.609/.857 with five runs scored, four doubles, one triple and five RBI in five games.
- Played in 48 games with Leones del Caracas in the Venezuelan Winter League, hitting .270/.313/.337 with 12 runs scored, nine doubles, one triple and 10 RBI.

Played in 105 games with Double A Erie in **2016**.

- Finished the month of August hitting .300/.319/.386 with eight runs scored, three doubles, one home run and seven RBI in 20 games.
- Batted .290/.317/.389 with seven doubles, three triples and 16 RBI in 44 games with Leones del Caracas of the Venezuelan Winter League.

Spent the entire **2015** season with Double A Erie, appearing in 101 games with the SeaWolves.

- Collected a season-high three hits on May 9 vs. Reading...also had three hits on June 7 vs. Altoona and August 12 at Portland.
- Played in 19 games in August, batting .310/.339/.414 with 10 runs scored, four doubles, one triple and seven RBI.
- Hit .295/.326/.432 with three doubles, one home run and six RBI in 32 games with Leones del Caracas of the Venezuelan Winter League.
- Ranked as the 28th-best prospect in the Tigers organization by *Baseball America*.

Split the **2014** season between Single A West Michigan and Single A Lakeland.

- Hit safely in 18 straight games from July 23-August 14...batted .389/.408/.417 with seven runs scored, two doubles and four RBI.

Combined to play in 62 games between Single A West Michigan and Single A Lakeland in **2013**.

- Collected a season-high three hits on May 15 at Palm Beach...also had three hits on August 4 vs. Dayton and September 1 at Lansing.
- Rated as the 17th-best prospect in the Tigers organization by *Baseball America*.

Appeared in 51 games with the GCL Tigers in **2012**.

- Ranked tied for third in the Gulf Coast League with 14 doubles, while he finished fourth with 60 hits and fifth with a .311 (60x193) batting average.
- Compiled a 13-game hitting streak from August 6-21, hitting .380/.407/.520 with four runs scored, seven doubles and eight RBI.
- Ranked as the 18th-best prospect in the Gulf Coast League by *Baseball America*.

Tabbed the VSL Tigers Player of the Year in **2011**.

- Led the Venezuelan Summer League with 24 stolen bases, while he finished second with 252 at-bats, third with 79 hits and tied for fourth with 44 runs scored.
- Topped league second basemen with a .965 fielding percentage, 288 total chances, 135 putouts, 143 assists and 35 double plays.
- Had a 12-game hitting streak from June 25-July 9...hit .383/.408/.404 with eight runs scored, one double and five RBI.
- Collected a season-high four hits on July 23 at the VSL Phillies.

**TRANSACTIONS**

- Signed by the Tigers as a non-drafted free agent on March 15, 2011 (signing scout: Pedro Chavez)
- Signed by the Tigers as a Minor League free agent on October 31, 2018
- On injured list, August 19-September 18, 2020 (left hamstring strain)

**HAROLD ARNALDO CASTRO'S CAREER RECORD**

| Year                | Club           | AVG         | G         | AB         | R         | H          | TB         | 2B        | 3B       | HR       | RBI       | SH       | SF       | HB       | BB       | SO        | SB       | CS          | OBP         | SLG         | E        |
|---------------------|----------------|-------------|-----------|------------|-----------|------------|------------|-----------|----------|----------|-----------|----------|----------|----------|----------|-----------|----------|-------------|-------------|-------------|----------|
| 2011                | VSL Tigers     | .313        | 63        | 252        | 44        | 79         | 92         | 10        | 0        | 1        | 32        | 5        | 0        | 4        | 11       | 21        | 24       | 7           | .352        | .365        | 15       |
| 2012                | GCL Tigers     | .311        | 51        | 193        | 24        | 60         | 81         | 14        | 2        | 1        | 21        | 9        | 3        | 1        | 10       | 25        | 15       | 3           | .343        | .420        | 9        |
| 2013                | West Michigan  | .231        | 41        | 147        | 17        | 34         | 46         | 7         | 1        | 1        | 11        | 3        | 1        | 0        | 2        | 40        | 5        | 1           | .240        | .313        | 12       |
|                     | Lakeland       | .274        | 21        | 73         | 8         | 20         | 24         | 2         | 1        | 0        | 11        | 1        | 1        | 0        | 5        | 22        | 3        | 2           | .316        | .329        | 1        |
| 2014                | West Michigan  | .250        | 20        | 72         | 8         | 18         | 23         | 5         | 0        | 0        | 3         | 4        | 1        | 1        | 5        | 7         | 3        | 2           | .304        | .319        | 0        |
|                     | Lakeland       | .299        | 57        | 211        | 17        | 63         | 68         | 5         | 0        | 0        | 10        | 8        | 1        | 3        | 9        | 40        | 8        | 8           | .335        | .322        | 3        |
| 2015                | Erie           | .256        | 101       | 336        | 41        | 86         | 105        | 12        | 2        | 1        | 26        | 6        | 6        | 1        | 14       | 63        | 17       | 9           | .283        | .313        | 12       |
| 2016                | Erie           | .247        | 105       | 392        | 41        | 97         | 127        | 16        | 1        | 4        | 23        | 9        | 2        | 2        | 11       | 63        | 6        | 7           | .270        | .324        | 10       |
| 2017                | Lakeland       | .364        | 8         | 33         | 3         | 12         | 16         | 2         | 1        | 0        | 3         | 0        | 0        | 0        | 0        | 3         | 2        | 0           | .364        | .485        | 0        |
|                     | Erie           | .290        | 106       | 414        | 51        | 120        | 147        | 16        | 4        | 1        | 30        | 6        | 5        | 6        | 18       | 53        | 20       | 9           | .325        | .355        | 6        |
| 2018                | Erie           | .282        | 29        | 110        | 10        | 31         | 36         | 5         | 0        | 0        | 10        | 1        | 1        | 1        | 4        | 21        | 2        | 1           | .310        | .327        | 1        |
|                     | Toledo         | .257        | 74        | 241        | 24        | 62         | 76         | 8         | 0        | 2        | 19        | 3        | 2        | 0        | 5        | 47        | 3        | 3           | .270        | .315        | 18       |
|                     | <b>DETROIT</b> | <b>.300</b> | <b>6</b>  | <b>10</b>  | <b>2</b>  | <b>3</b>   | <b>0</b>   | <b>0</b>  | <b>0</b> | <b>0</b> | <b>0</b>  | <b>0</b> | <b>0</b> | <b>0</b> | <b>2</b> | <b>1</b>  | <b>0</b> | <b>.300</b> | <b>.300</b> | <b>0</b>    |          |
| 2019                | Toledo         | .328        | 31        | 122        | 20        | 40         | 59         | 5         | 1        | 4        | 25        | 2        | 1        | 0        | 9        | 26        | 1        | 3           | .371        | .484        | 3        |
|                     | <b>DETROIT</b> | <b>.291</b> | <b>97</b> | <b>354</b> | <b>30</b> | <b>103</b> | <b>136</b> | <b>10</b> | <b>4</b> | <b>5</b> | <b>38</b> | <b>2</b> | <b>4</b> | <b>0</b> | <b>9</b> | <b>86</b> | <b>4</b> | <b>2</b>    | <b>.305</b> | <b>.384</b> | <b>7</b> |
| 2020                | <b>DETROIT</b> | <b>.347</b> | <b>22</b> | <b>49</b>  | <b>6</b>  | <b>17</b>  | <b>21</b>  | <b>4</b>  | <b>0</b> | <b>0</b> | <b>3</b>  | <b>0</b> | <b>0</b> | <b>0</b> | <b>5</b> | <b>11</b> | <b>0</b> | <b>0</b>    | <b>.407</b> | <b>.429</b> | <b>0</b> |
| MINOR LEAGUE TOTALS |                | .278        | 707       | 2596       | 308       | 722        | 900        | 107       | 13       | 15       | 224       | 56       | 24       | 19       | 103      | 431       | 109      | 55          | .308        | .347        | 90       |
| MAJOR LEAGUE TOTALS |                | .298        | 125       | 413        | 38        | 123        | 160        | 14        | 4        | 5        | 41        | 2        | 4        | 0        | 14       | 99        | 5        | 2           | .318        | .387        | 7        |



## MAJOR LEAGUE CAREER FIELDING

|             | G  | TC  | PO  | A  | E | DP | PCT   |
|-------------|----|-----|-----|----|---|----|-------|
| First Base  | 3  | 15  | 14  | 1  | 0 | 1  | 1.000 |
| Second Base | 38 | 146 | 64  | 77 | 5 | 15 | .966  |
| Third Base  | 14 | 30  | 7   | 22 | 1 | 1  | .967  |
| Shortstop   | 8  | 28  | 10  | 18 | 0 | 3  | 1.000 |
| Outfield    | 56 | 115 | 111 | 3  | 1 | 1  | .991  |

## MAJOR LEAGUE CAREER HIGHS

**Hits:** 4 (twice) - last, September 7, 2019 at Oakland  
**Home Runs:** 1 (five times) - last, September 14, 2019 vs. Baltimore  
**RBI:** 3 (twice) - last, August 18, 2019 at Tampa Bay  
**Stolen Bases:** 1 (five times) - last, August 24, 2019 at Minnesota  
**Hitting Streak:** 7 - August 10-September 19, 2020



# 9

## WILLI CASTRO

HT: 6-1 WT: 170 BT: S TH: R BORN: 4/24/1997 IN RIO PIEDRAS, PR

INFIELDER

**Opening Day Age:** 23      **Residence:** Port St. Lucie, FL

**Major League Service:** 1.017      **Signed Through:** 2021

**How Obtained:** Acquired by the Tigers from Cleveland in exchange for Leonys Martin and Kyle Dowdy on July 31, 2018

## CAREER HIGHLIGHTS

- Finished tied for fourth in American League Rookie of the Year voting following the **2020** season.
- Named the Tigers co-Minor League Player of the Year in **2019**.

## SEASON HIGHLIGHTS

Posted one of the best seasons for a Tigers rookie in franchise history, and finished as one of the top rookies in the American League during the **2020** campaign.

- Over 36 games and 129 at-bats he hit .349/.381/.550 with 21 runs scored, four doubles, two triples, six homers and 24 RBI.
- Led American League rookies with at least 125 at-bats in batting average and slugging percentage, while he ranked second in on-base percentage, tied for fourth in RBI and fifth in home runs...was one of eight AL rookies to have more than 125 at-bats in 2020.
- His batting average finished as the second highest for a rookie in franchise history (min. 125 at-bats), trailing only Fred Haney's 1922 campaign, during which he batted .352 (75x213).
- Had hits in 21-of-25 games from August 20-September 20, including multiple knocks in nine of those contests, over which he batted a combined .352/.388/.560 with 12 runs scored, three doubles, two triples, four home runs and 16 RBI.
- Blasted a 445-foot moonshot on August 22 at Cleveland that finished the season ranked as the club's third-longest home run of the season, behind Miguel Cabrera's 450-foot shot on September 24 and C.J. Cron's 447-foot Opening Day missile at Cincinnati...ball was struck at 107.4 MPH, which ranked as his fifth-hardest hit ball of his season.
- Had a career-long, seven-game hitting streak to begin his season from August 20-September 2, over which he batted .462/.462/.731 with six runs scored, two doubles, one triple, one home run and five RBI...the streak was also tied for the fifth longest by a Tiger this season (long, Cabrera with 13 games).
- Ranked as the No. 9 prospect in the Tigers player development system by *Baseball America*.

Earned Tigers co-Minor League Player of the Year honors in **2019** after hitting .301/.366/.467 with 28 doubles, eight triples, 11 home runs and 62 RBI in 119 games with Triple A Toledo.

- At the time of his promotion to the Major Leagues on August 25, he ranked tied for first in the International League in triples, second in hits (140) and tied for fifth in runs (75) and total bases (217).
- Selected to the International League All-Star Team.
- Opened the season on a 13-game hitting streak with Triple A Toledo from April 4-19, hitting .327/.414/.388 with one double, one triple and four RBI.
- Hit over .300 in each of the first two months of the season with Toledo, batting .337/.422/.465 with four doubles, two triples, one home run and nine RBI in April, while he hit .333/.396/.531 with five doubles, four triples, two home runs and 13 RBI in May.
- Belted a pair of solo home runs on August 21 at Indianapolis.



- Made his Major League debut on August 24 at Minnesota, starting at shortstop and going 2x4 with a double...recorded the first hit of his big league career in the sixth inning, hitting a double off Kyle Gibson.
- Hit a go-ahead RBI double in the 11th inning on September 6 at Oakland, marking his first career go-ahead hit.
- Belted the first home run of his Major League career on September 22 vs. Chicago (AL), hitting a solo shot in the seventh inning off Josh Osich.
- Recorded the first three-hit game of his big league career on September 26 vs. Minnesota, finishing the game 3x4 with a triple and RBI.
- Rated as the ninth-best prospect in the Tigers organization by *Baseball America*.

Began the **2018** season in the Cleveland Indians organization, before being acquired by the Tigers on July 31.

- Named to the Eastern League midseason All-Star Team.
- Led the Eastern League with nine sacrifice hits.
- Had a four-hit performance, including three doubles, and drove in a season-high five runs on May 25 vs. Richmond...also had a four-hit game on August 8 vs. Portland.
- Played in 31 games in August/September, hitting .317/.353/.516 with 12 runs scored, nine doubles, two triples, four home runs and 15 RBI.
- Saw time in 24 games with Leones del Escogido in the Dominican Winter League, batting .237/.265/.402 with 10 runs scored, four doubles, three triples, two home runs and eight RBI.
- Ranked as the No. 7 prospect in the Indians organization by *Baseball America*.

Spent the entire **2017** season with Single A Lynchburg, playing in 123 games.

- Selected to the Carolina League midseason and postseason All-Star Teams...was also named an organization All-Star by MiLB.com.
- Ranked second in the Carolina League with 136 hits, while he was third with 199 total bases and fourth with a .290 (136x469) batting average.
- Played in 26 games during May, hitting .319/.366/.429 with 13 runs scored, seven doubles, one home run and 13 RBI.
- Appeared in eight games with Leones del Escogido in the Dominican Winter League, hitting .448/.484/.586 with five runs scored, one double, one home run and six RBI.
- Rated as the No. 15 prospect in the Cleveland system and the 12th-best prospect in the Carolina League by *Baseball America*.

Played in 123 games with Single A Lake County in **2016**.

- Named to the Midwest League midseason All-Star Team.
- Led Lake County with 123 games played, 48 runs scored, 134 hits, eight triples and 16 stolen bases.
- Turned in a four-hit performance on April 28 vs. Burlington...also had four hits on July 29 vs. South Bend and August 7 vs. Dayton.
- Drove in a season-high six runs and went 2x5 with a home run on July 17 vs. Quad Cities.
- Ranked as the No. 26 prospect in the Indians organization by *Baseball America*.

Spent the entire **2015** season with Single A Mahoning Valley, seeing time in 67 games.

- Ranked fourth in the New York-Penn League with 20 stolen bases, while he was the third-toughest batter to strike out in the league, fanning once every 9.71 plate appearances.

Completed his first season of professional baseball in **2014**, appearing in 43 games with the AZL Indians.

### TRANSACTIONS

- Signed by Cleveland as a non-drafted free agent on July 2, 2013
- Acquired by the Tigers from Cleveland in exchange for Leonys Martin and Kyle Dowdy on July 31, 2018
- On injured list, September 27-28, 2020 (right shoulder soreness)

### WILLI RAFAEL CASTRO'S CAREER RECORD

| Year | Club                | AVG         | G         | AB         | R         | H         | TB        | 2B       | 3B       | HR       | RBI       | SH       | SF       | HB       | BB        | SO        | SB       | CS       | OBP         | SLG         | E        |
|------|---------------------|-------------|-----------|------------|-----------|-----------|-----------|----------|----------|----------|-----------|----------|----------|----------|-----------|-----------|----------|----------|-------------|-------------|----------|
| 2014 | AZL Indians         | .239        | 43        | 155        | 31        | 37        | 54        | 5        | 3        | 2        | 11        | 5        | 0        | 4        | 6         | 33        | 9        | 4        | .285        | .348        | 9        |
| 2015 | Mahoning Valley     | .264        | 67        | 273        | 34        | 72        | 90        | 9        | 3        | 1        | 25        | 8        | 3        | 7        | 10        | 31        | 20       | 7        | .304        | .330        | 22       |
| 2016 | Lake County         | .259        | 123       | 518        | 68        | 134       | 192       | 21       | 8        | 7        | 49        | 3        | 5        | 3        | 19        | 96        | 16       | 11       | .286        | .371        | 25       |
|      | Lynchburg           | .222        | 3         | 9          | 0         | 2         | 2         | 0        | 0        | 0        | 0         | 0        | 0        | 0        | 2         | 0         | 1        | 0        | .222        | .222        | 0        |
| 2017 | Lynchburg           | .290        | 123       | 469        | 69        | 136       | 199       | 24       | 3        | 11       | 58        | 2        | 4        | 7        | 28        | 90        | 19       | 9        | .337        | .424        | 25       |
| 2018 | Akron               | .245        | 97        | 371        | 55        | 91        | 130       | 20       | 2        | 5        | 39        | 7        | 1        | 3        | 28        | 84        | 13       | 4        | .303        | .350        | 13       |
|      | Toledo              | .324        | 26        | 105        | 12        | 34        | 59        | 9        | 2        | 4        | 13        | 2        | 0        | 1        | 6         | 25        | 4        | 1        | .366        | .562        | 2        |
|      | Toledo              | .286        | 5         | 21         | 0         | 6         | 6         | 0        | 0        | 0        | 2         | 0        | 0        | 0        | 5         | 1         | 0        | 0        | .286        | .286        | 0        |
| 2019 | Toledo              | .301        | 119       | 465        | 75        | 140       | 217       | 28       | 8        | 11       | 62        | 3        | 6        | 14       | 37        | 110       | 17       | 4        | .366        | .467        | 23       |
|      | <b>DETROIT</b>      | <b>.230</b> | <b>30</b> | <b>100</b> | <b>10</b> | <b>23</b> | <b>34</b> | <b>6</b> | <b>1</b> | <b>1</b> | <b>8</b>  | <b>1</b> | <b>2</b> | <b>6</b> | <b>34</b> | <b>0</b>  | <b>1</b> | <b>0</b> | <b>.284</b> | <b>.340</b> | <b>4</b> |
| 2020 | <b>DETROIT</b>      | <b>.349</b> | <b>36</b> | <b>129</b> | <b>21</b> | <b>45</b> | <b>71</b> | <b>4</b> | <b>2</b> | <b>6</b> | <b>24</b> | <b>1</b> | <b>2</b> | <b>1</b> | <b>7</b>  | <b>38</b> | <b>0</b> | <b>1</b> | <b>.381</b> | <b>.550</b> | <b>6</b> |
|      | MINOR LEAGUE TOTALS | .273        | 606       | 2386       | 344       | 652       | 949       | 116      | 29       | 41       | 259       | 30       | 19       | 39       | 134       | 476       | 99       | 41       | .320        | .398        | 119      |
|      | MAJOR LEAGUE TOTALS | .297        | 66        | 229        | 31        | 68        | 105       | 10       | 3        | 7        | 32        | 2        | 3        | 3        | 13        | 72        | 0        | 2        | .339        | .459        | 10       |



## 2021 TIGERS

### MAJOR LEAGUE CAREER FIELDING

|             | G  | TC  | PO | A   | E | DP | PCT   |
|-------------|----|-----|----|-----|---|----|-------|
| Second Base | 1  | 2   | 1  | 1   | 0 | 0  | 1.000 |
| Third Base  | 8  | 16  | 3  | 12  | 1 | 0  | .938  |
| Shortstop   | 56 | 192 | 60 | 123 | 9 | 27 | .953  |

### MAJOR LEAGUE CAREER HIGHS

**Hits:** 3 (five times) - last, September 24, 2020 at Kansas City

**Home Runs:** 1 (seven times) - last, September 24, 2020 at Kansas City

**RBI:** 3 (three times) - last, September 24, 2020 at Kansas City

**Stolen Bases:** No Major League stolen bases

**Hitting Streak:** 8 - August 20-September 4, 2020



# 67

## JOSÉ CISNERO

HT: 6-3 WT: 245 BT: R TH: R BORN: 4/11/1989 IN BAJOS DE HAINA, DR

### RIGHTHANDED PITCHER

**Opening Day Age:** 31

**Residence:** San Francisco de Macoris, DR

**Major League Service:** 3.020

**Signed Through:** 2021

**How Obtained:** Signed by the Tigers as a Minor League free agent on November 8, 2018

### SEASON HIGHLIGHTS

Established himself as a mainstay in the back-end of the Tigers bullpen during the **2020** season, with all 29 of his appearances coming in the seventh inning-or-later.

- Posted a 3-3 record and 3.03 ERA (29.2IP/10ER) on 23 hits and 10 walks, while striking out 34...marked career highs in wins, holds (6), strikeouts per nine innings (10.31), and career lows in ERA, WHIP (1.11), FIP (2.63), and walks per nine innings (3.03)...held opponents scoreless in 23-of-29 outings on the season.
- Among all Major League relievers he ranked tied for third with 29 appearances and seventh with 29.2 innings pitched.
- Tied a career high with 17 inherited runners, which ranked tied for seventh in the American League this season...allowed just one of those inherited runners to score, giving him the lowest inherited runner score percentage (5.9) in all of baseball among pitchers with at least 17 IR.
- Did not allow a run over 11 consecutive appearances from August 12 to September 4...allowed only two hits and four walks over that span, while striking out 15...opponents hit .057 (2x35) during the stretch.
- Made his 28th career multi-inning relief appearance on September 15 vs. Kansas City, tossing 1.1 scoreless innings and stranding both runners he inherited...has had great success in his career in multi-inning outings, posting a combined 3-1 record and 1.75 ERA (56.2IP/11ER) on 47 hits and 15 walks, while striking out 57.

Split the **2019** season between Detroit and Triple A Toledo...appeared at the Major League level for the first time since 2014.

- Made eight multi-inning relief appearances for the Tigers...allowed just one run to score in those outings, compiling 14.2 innings with eight hits and three walks, while striking out 15.
- Did not allow a run over his final nine appearances with Triple A Toledo from June 5-July 21, throwing 10.0 scoreless innings.
- Allowed just one earned run over 10 appearances with Detroit between August 20 and September 12...posted a 1.13 ERA (8.0IP/1ER) over that span, allowing three hits and four walks, while striking out 11.
- Pitched in eight games with Leones del Escogido in the Dominican Winter League, and had a 0-1 record with a 0.96 ERA (9.1IP/1ER) and 16 strikeouts.

Appeared in 22 games with Leones del Escogido in the Dominican Winter League in **2018**, compiling a 1-2 record with a 4.74 ERA (19.0IP/10ER) and 20 strikeouts.

Pitched for Cardenales de Lara in the Venezuelan Winter League in **2017**, posting a 1-1 record with a 2.61 ERA (10.1IP/3ER) and nine strikeouts in 12 appearances.

Played for both Sultanes de Monterrey in the Mexican League and the New Jersey Jackals of the Canadian-American Association in **2016**.



Made four appearances with Double A Pensacola in **2015** after missing most of the season due to injury.

- Missed the first two months of the season recovering from Tommy John surgery.
- Sideline from June 15-September 16 with a right back strain.
- Made 19 appearances with Gigantes del Cibao in the Dominican Winter League, posting a 2-1 record with a 4.32 ERA (16.2IP/8ER) and 20 strikeouts.

Limited to 11 appearances between Houston and Triple A Oklahoma in **2014**.

- Sideline from May 7-November 3 with a right elbow sprain...underwent Tommy John surgery, which was performed by Dr. Thomas Mehlhoff.

Made his Major League debut in **2013** with Houston, appearing in 28 games.

- Made his Major League debut on April 22 vs. Seattle, throwing 3.2 shutout innings of relief with one strikeout.
- Earned his first big league victory on May 18 at Pittsburgh, striking out five and tossing 3.2 scoreless innings.
- Did not allow an earned run in 10 consecutive appearances from May 18-June 26, throwing 19.1 innings and striking out 23.
- Pitched for Gigantes del Cibao of the Dominican Winter League and had a 4.91 ERA (3.2IP/2ER) and three strikeouts in six appearances.
- Ranked as the No. 15 prospect in the Astros system by *Baseball America*.

Split the **2012** season between Double A Corpus Christi and Triple A Oklahoma City, starting 28 games.

- Ranked second among Houston Minor Leaguers with 148 strikeouts.
- Led the Texas League with two complete games, while he ranked third with 116 strikeouts.
- Allowed just eight home runs in 148.1 innings, good for a mark of 0.54 home runs per 9.0 innings.
- Earned Texas League Pitcher of the Week honors twice during the season, first for the week ending June 3, when he threw 7.0 scoreless innings with seven strikeouts at Arkansas...received the honor for a second time for the week ending July 22, when he made two starts and went 2-0 with a 1.72 ERA (15.2IP/3ER) and 15 strikeouts.
- Threw the first shutout of his professional career on June 16 at Frisco, allowing just two hits and striking out six.
- Rated as the 26th-best prospect in the Astros organization by *Baseball America*.

Led all Astros Minor Leaguers with 152 strikeouts in **2011**, as he spent the entire season with Single A Lancaster.

- Paced the California League with 11.09 strikeouts per 9.0 innings, while he ranked second with a .246 (115x468) opponent batting average and sixth with 152 strikeouts.
- Struck out 11 batters on April 12 vs. San Jose...had four other double-digit strikeout performances during the season, striking out 13 on May 3 vs. Rancho Cucamonga, 11 on July 15 at High Desert, 11 on July 21 vs. High Desert and 10 on September 2 vs. Lake Elsinore.
- Named the Lancaster Pitcher of the Month for May, posting a 2-2 record with a 3.90 ERA (32.1IP/14ER) and 34 strikeouts in six starts.
- Sideline from August 25-September 1 with a left ankle strain.

Started 26 games with Single A Lexington in **2010**.

- Named an organization All-Star by MiLB.com.
- Ranked seventh in the South Atlantic League with 126 strikeouts...was fourth among South Atlantic League starters with a .221 (106x480) opponent batting average and 8.53 strikeouts per 9.0 innings.
- Tabbed Lexington Pitcher of the Month for August, compiling a 2-1 record with a 3.31 ERA (35.1IP/13ER) and 27 strikeouts in six starts.

Spent the entire **2009** season with Single A Greenville, making 13 starts.

- Led the Appalachian League with a .165 (32x194) opponent batting average, while he was tied for the league lead with 13 starts and third with 64 strikeouts...also led all Appalachian League starters with 10.35 strikeouts per 9.0 innings.
- Selected Greenville's Pitcher of the Month in both July and August...went 2-0 with a 3.43 ERA (21.0IP/8ER) and 22 strikeouts in five starts during July, while he was 1-1 with a 3.18 ERA (28.1IP/10ER) and 37 strikeouts in six August starts.

Completed his first season of professional baseball in **2008**, making 10 appearances, including six starts, with the DSL Astros.

- Threw 5.0 shutout innings and struck out a season-high nine batters on August 19 at the DSL Pirates.
- Made three appearances in August and did not allow an earned run in 13.2 innings, striking out 19 and allowing seven hits.



# 2021 TIGERS

## TRANSACTIONS

- Signed by Houston as a non-drafted free agent on December 6, 2007
- On temporarily inactive list, August 31-September 4, 2010
- On injured list, August 25-September 1, 2011 (left ankle strain)
- On injured list, May 7-November 3, 2014 (right elbow sprain)
- Signed by Cincinnati as a Minor League free agent on November 17, 2014
- On injured list, June 15-September 16, 2015 (right back strain)
- Signed by Arizona as a Minor League free agent on December 11, 2015
- Signed by the Tigers as a Minor League free agent on November 8, 2018

## JOSÉ LUIS CISNERO'S CAREER RECORD

| Year                | Club                   | W-L   | ERA  | G   | GS  | CG | SHO | SV | IP    | H   | TBF  | R   | ER  | HR | HB | BB  | SO  | WP | BK | AVG  |
|---------------------|------------------------|-------|------|-----|-----|----|-----|----|-------|-----|------|-----|-----|----|----|-----|-----|----|----|------|
| 2008                | DSL Astros             | 0-3   | 3.10 | 10  | 6   | 0  | 0   | 2  | 29.0  | 18  | 115  | 15  | 10  | 0  | 4  | 11  | 34  | 5  | 0  | .180 |
| 2009                | Greenville             | 4-2   | 3.56 | 13  | 13  | 0  | 0   | 0  | 55.2  | 32  | 236  | 25  | 22  | 5  | 8  | 30  | 64  | 7  | 2  | .165 |
| 2010                | Lexington              | 8-6   | 3.65 | 26  | 26  | 0  | 0   | 0  | 133.0 | 106 | 572  | 69  | 54  | 11 | 15 | 65  | 126 | 16 | 2  | .221 |
| 2011                | Lancaster              | 8-11  | 6.06 | 27  | 27  | 0  | 0   | 0  | 123.1 | 115 | 559  | 88  | 83  | 13 | 8  | 75  | 152 | 16 | 3  | .246 |
| 2012                | Corpus Christi         | 9-6   | 3.40 | 20  | 20  | 2  | 1   | 0  | 108.2 | 93  | 464  | 44  | 41  | 7  | 3  | 46  | 116 | 5  | 1  | .227 |
|                     | Oklahoma City          | 4-1   | 4.54 | 8   | 8   | 0  | 0   | 0  | 39.2  | 52  | 182  | 23  | 20  | 1  | 3  | 18  | 32  | 1  | 0  | .329 |
| 2013                | Oklahoma City          | 1-1   | 8.66 | 12  | 1   | 0  | 0   | 0  | 17.2  | 25  | 90   | 18  | 17  | 2  | 3  | 13  | 24  | 3  | 0  | .333 |
|                     | Houston                | 2-2   | 4.12 | 28  | 0   | 0  | 0   | 0  | 43.2  | 49  | 198  | 23  | 20  | 5  | 1  | 22  | 41  | 1  | 2  | .283 |
| 2014                | Oklahoma City          | 0-0   | 2.45 | 6   | 0   | 0  | 0   | 0  | 11.0  | 5   | 44   | 3   | 3   | 1  | 0  | 4   | 18  | 0  | 0  | .125 |
|                     | Houston                | 0-0   | 9.64 | 5   | 0   | 0  | 0   | 0  | 4.2   | 8   | 25   | 5   | 5   | 0  | 0  | 4   | 5   | 0  | 0  | .400 |
| 2015                | Pensacola              | 0-0   | 3.38 | 4   | 0   | 0  | 0   | 0  | 5.1   | 2   | 21   | 2   | 2   | 0  | 0  | 4   | 6   | 1  | 0  | .118 |
| 2016                | Sultanes de Monterrey* | 0-0   | 5.25 | 13  | 0   | 0  | 0   | 1  | 12.0  | 13  | 54   | 9   | 7   | 2  | 0  | 6   | 16  | 3  | 0  | .277 |
|                     | New Jersey*            | 1-0   | 3.86 | 5   | 0   | 0  | 0   | 0  | 7.0   | 3   | ---  | 3   | 3   | 0  | 0  | 7   | 6   | 1  | 0  | ---  |
| 2019                | Toledo                 | 1-2   | 2.70 | 32  | 2   | 0  | 0   | 7  | 40.0  | 36  | 177  | 14  | 12  | 3  | 2  | 21  | 49  | 1  | 0  | .235 |
|                     | DETROIT                | 0-4   | 4.33 | 35  | 0   | 0  | 0   | 0  | 35.1  | 35  | 162  | 21  | 17  | 5  | 3  | 19  | 40  | 1  | 0  | .257 |
| 2020                | DETROIT                | 3-3   | 3.03 | 29  | 0   | 0  | 0   | 0  | 29.2  | 23  | 123  | 10  | 10  | 1  | 3  | 10  | 34  | 0  | 0  | .209 |
| MINOR LEAGUE TOTALS |                        | 35-32 | 4.22 | 158 | 103 | 2  | 1   | 9  | 563.1 | 484 | 2514 | 301 | 264 | 43 | 45 | 287 | 621 | 55 | 8  | .231 |
| DETROIT TOTALS      |                        | 3-7   | 3.74 | 64  | 0   | 0  | 0   | 0  | 65.0  | 58  | 285  | 31  | 27  | 6  | 6  | 29  | 74  | 1  | 0  | .236 |
| MAJOR LEAGUE TOTALS |                        | 5-9   | 4.13 | 97  | 0   | 0  | 0   | 0  | 113.1 | 115 | 508  | 59  | 52  | 11 | 7  | 55  | 120 | 2  | 2  | .262 |

\* - Not included in career totals

## MAJOR LEAGUE CAREER FIELDING

|         | G  | TC | PO | A | E | DP | PCT   |
|---------|----|----|----|---|---|----|-------|
| Pitcher | 97 | 14 | 8  | 6 | 0 | 0  | 1.000 |

## MAJOR LEAGUE CAREER HIGHS

- Longest Winning Streak in Games with Decision: 2 - May 18-July 22, 2013
- Longest Losing Streak in Games with Decision: 6 - June 30-September 18, 2019
- Strikeouts: 5 (twice) - last, May 21, 2013 vs. Kansas City
- Walks: 3 - August 6, 2013 vs. Boston
- Innings (starter): No Major League starts
- Innings (reliever): 3.2 (twice) - last, May 18, 2013 at Pittsburgh

## WALKING AWAY A WINNER IN THE PLAYOFFS

The Tigers have won five games in walk-off style during the postseason in the club's history. The following is a list of the five games with a brief recap:

### Game Two - 1934 World Series - October 4, 1934

Goose Goslin plated Charlie Gehringer with a one-out single off St. Louis' Bill Walker in the bottom of the 11th inning to propel the Tigers to a 3-2 win.

### Game Six - 1935 World Series - October 7, 1935

Goose Goslin's two-out single off Chicago's Larry French in the bottom of the ninth inning scored Mickey Cochrane to propel the Tigers to a 4-3 victory and the franchise's first World Series Championship.

### Game Four - 1972 American League Championship Series - October 11, 1972

After Oakland scored two runs in the top of the 10th inning to take a 3-1 lead over Detroit, the Tigers rallied with three runs in the bottom of the 10th inning for a 4-3 win to knot the series at two games apiece and force a decisive Game Five. Jim Northrup's bases-loaded single off Dave Hamilton scored Gates Brown with the winning run.

### Game Four - 2006 American League Championship Series - October 14, 2006

Magglio Ordonez belted a two-out, three-run home run off Oakland's Huston Street in the bottom of the ninth inning to propel the Tigers to a 6-3 victory and a four-game series sweep to advance Detroit to the World Series for the first time in 22 years.

### Game Two - 2012 American League Division Series - October 7, 2012

Don Kelly's sacrifice fly off Oakland's Grant Balfour plated Omar Infante in the bottom of the ninth inning to propel the Tigers to a 5-4 win over the Athletics.





# 72 KODY CLEMENS

NON-ROSTER  
INVITEE

HT: 6-1 WT: 170 BT: L TH: R BORN: 5/15/1996 IN HOUSTON, TX

## INFIELDER

Opening Day Age: 24

Residence: Houston, TX

Major League Service: 0.000

Signed Through: 2021

How Obtained: Selected by the Tigers in the third round of the 2018 MLB Draft

### SEASON HIGHLIGHTS

Played for Team Texas in the Constellation Energy League in 2020.

- Selected to the league's postseason All-Star Team and was named the Most Valuable Player of his team.
- Ranked as the No. 16 prospect in the Tigers organization by *Baseball America*.

Spent most of the 2019 season with Single A Lakeland before a late season promotion to Double A Erie.

- Selected the organization's Gold Glove winner at second base.
- Had four extra-base hits on May 5 at Bradenton, finishing the game 4x5 with two doubles, two home runs and two RBI.
- Drove in three runs in back-to-back games on June 21-22 at Charlotte.
- Rated as the 12th-best prospect in the Tigers Minor League system by *Baseball America*.

Began his professional career in 2018, combining to play in 52 games between Single A West Michigan and Single A Lakeland.

- Named a Tigers organization All-Star by MiLB.com...was named the organization's Gold Glove winner at second base.
- Belted a pair of home runs on July 4 at Lansing.
- Hit .299/.391/.505 with six doubles, one triple, four home runs and 14 RBI in 27 games with the Whitecaps in July.

### AMATEUR HIGHLIGHTS

- Played collegiately at the University of Texas, where he was named the ABCA Co-Player of the Year and was a consensus first team All-American as a junior in 2018...was also a finalist for the Golden Spikes Award and the Dick Howser Trophy that season.
- Graduated from Memorial High School in Houston, where he was a 2013 and 2014 Perfect Game Underclass High Honorable Mention All-America and a first team All-District selection in 2013.

### PERSONA/MISCELLANEOUS

- Is the son of former big leaguer Roger Clemens, who played 24 seasons in the Majors and was an 11-time All-Star, seven-time Cy Young Award winner and two-time World Series champion.
- His brother, Kacy, was drafted by Toronto in the eighth round of the 2017 MLB Draft.

### TRANSACTIONS

- Selected by Houston in the 35th round of the 2015 MLB Draft out of Memorial HS (TX), but did not sign
- Selected by the Tigers in the third round of the 2018 MLB Draft out of the University of Texas (signing scout: Matt Lea)

### KODY ALEC CLEMENS' CAREER RECORD

| Year                | Club          | AVG  | G   | AB  | R  | H   | TB  | 2B | 3B | HR | RBI | SH | SF | HB | BB | SO  | SB | CS | OBP  | SLG  | E |
|---------------------|---------------|------|-----|-----|----|-----|-----|----|----|----|-----|----|----|----|----|-----|----|----|------|------|---|
| 2018                | West Michigan | .302 | 41  | 149 | 18 | 45  | 71  | 10 | 2  | 4  | 17  | 1  | 2  | 1  | 21 | 27  | 3  | 1  | .387 | .477 | 4 |
|                     | Lakeland      | .238 | 11  | 42  | 6  | 10  | 15  | 2  | 0  | 1  | 3   | 0  | 1  | 1  | 2  | 12  | 1  | 0  | .283 | .357 | 0 |
| 2019                | Lakeland      | .238 | 115 | 411 | 43 | 98  | 169 | 24 | 7  | 11 | 59  | 1  | 8  | 4  | 45 | 101 | 11 | 3  | .314 | .411 | 4 |
|                     | Erie          | .170 | 13  | 47  | 5  | 8   | 13  | 2  | 0  | 1  | 4   | 0  | 0  | 1  | 6  | 18  | 0  | 0  | .278 | .277 | 1 |
| 2020                | Team Texas*   | .233 | 28  | 90  | 14 | 21  | 41  | 6  | 1  | 4  | 12  | 0  | 4  | 0  | 9  | 20  | 2  | 0  | .291 | .456 | 1 |
| MINOR LEAGUE TOTALS |               | .248 | 180 | 649 | 72 | 161 | 268 | 38 | 9  | 17 | 83  | 2  | 11 | 7  | 74 | 158 | 15 | 4  | .327 | .413 | 9 |

\* - Not included in career totals



# 79 DILLON DINGLER

**NON-ROSTER  
INVITEE**
**HT: 6-2 WT: 215 BT: R TH: R BORN: 9/17/1998 IN MASSILLON, OH**
**CATCHER**
**Opening Day Age:** 22 **Residence:** Columbus, OH

**Major League Service:** 0.000 **Signed Through:** 2021

**How Obtained:** Selected by the Tigers in the second round of the 2020 MLB Draft

**SEASON HIGHLIGHTS**

Spent the 2020 season as the Tigers Alternate Training Site in Toledo.

- Ranked as the No. 6 prospect in the Tigers organization by *Baseball America*.

**AMATEUR HIGHLIGHTS**

- Played collegiately at The Ohio State University, where he earned second team All-Big Ten honors in **2019** and was named to the Big Ten All-Freshman Team in **2018**.
- Graduated from Massillon Jackson High School, where he was second team All-State and led his team to the state championship in **2017**.
- Also played football in high school, earning first team All-State honors and being named Stark County Player of the Year in **2017**.

**TRANSACTIONS**

- Selected by the Tigers in the second round of the 2020 MLB Draft out of Ohio State University (signing scout: Austin Cousino)

**FRANCIS DILLON DINGLER'S CAREER RECORD**

| Year | Club         | AVG | G | AB | R | H | TB | 2B | 3B | HR | RBI | SH | SF | HB | BB | SO | SB | CS | OBP | SLG | E |  |
|------|--------------|-----|---|----|---|---|----|----|----|----|-----|----|----|----|----|----|----|----|-----|-----|---|--|
| 2020 | Did Not Play |     |   |    |   |   |    |    |    |    |     |    |    |    |    |    |    |    |     |     |   |  |



# 76 ALEX FAEDO

**HT: 6-5 WT: 225 BT: R TH: R BORN: 11/12/1995 IN TAMPA, FL**
**RIGHTHANDED PITCHER**
**Opening Day Age:** 25 **Residence:** Tampa, FL

**Major League Service:** 0.000 **Signed Through:** 2021

**How Obtained:** Selected by the Tigers in the first round (18th overall) of the 2017 MLB Draft

**SEASON HIGHLIGHTS**

 Spent the entire **2020** season at the Alternate Training Site in Toledo...underwent reconstruction surgery on his right UCL in December, 2020.

- Ranked as the No. 6 prospect in the Tigers organization by *Baseball America*...also rated as possessing the best slider in the Tigers system.

 Spent his **2019** campaign with Double A Erie, starting 22 games.

- Selected to the Eastern League midseason All-Star Team.
- Ranked third in the Eastern League with 134 strikeouts, while he was eighth with a .235 (104x442) opponent batting average and 1.12 WHIP.
- Named Eastern League Pitcher of the Week for the week ending April 28 after throwing 7.0 no-hit innings with one walk allowed and five strikeouts on April 24 vs. Bowie...combined with Drew Carlton on a no-hitter for the SeaWolves, which was the third no-hitter in franchise history and first since August 22, 2009 vs. Akron.
- Recorded his first double-digit strikeout game of the season on May 13 vs. Richmond, fanning 10...also struck out 10-or-more on May 29 at Reading, striking out 12, and June 12 at Reading, punching out 10.



- Made four starts during June, compiling a 2-1 record with a 2.29 ERA (19.2IP/5ER) and 21 strikeouts.
- Sideline from August 10-September 1 with a back muscle spasm.
- Ranked as the 10th-best prospect in the Tigers organization and the No. 12 prospect in the Eastern League by *Baseball America*.

Made his professional debut in **2018**, splitting the season between Single A Lakeland and Double A Erie.

- Allowed three earned runs-or-less in his first six starts of the season, posting a 0-2 record with a 2.34 ERA (34.2IP/9ER) and 27 strikeouts.
- Named Florida State League Pitcher of the Week for the week ending May 20 after tossing 7.0 shutout innings with two hits allowed, one walk and five strikeouts on May 18 vs. Tampa.
- Started four games in June, and went 1-0 with a 1.59 ERA (22.2IP/4ER) and 20 strikeouts.
- Struck out a season-high 10 batters and threw 7.0 innings, allowing one run on three hits on August 24 at Bowie.
- Ranked as the No. 2 prospect in the Tigers organization and the No. 50 prospect overall by *Baseball America*...also rated as possessing the best slider in the Tigers system.

Selected by the Tigers in the first round (18th overall) of the June **2017** draft, but did not pitch during the season.

### AMATEUR HIGHLIGHTS

- Played his college baseball at the University of Florida, pitching for the Gators from **2015-17**.
- Helped Florida to its first national title in 2017, earning College World Series Most Outstanding Pitcher honors after throwing 14.1 scoreless innings with 22 strikeouts in two starts.
- Earned All-American honors and second team All-SEC honors as a junior, posting a 9-2 record with one save, a 2.26 ERA (123.2IP/31ER) and 157 strikeouts in 20 appearances, including 19 starts.
- Made 17 starts as a sophomore in **2016**, compiling a 13-3 record with a 3.18 ERA (104.2IP/37ER) and 133 strikeouts to earn All-America honors.

### TRANSACTIONS

- Selected by the Tigers in the first round (17th overall) of the 2017 MLB Draft out of the University of Florida (signing scout: R.J. Burgess)
- On injured list, August 10-September 1, 2019 (back muscle spasm)
- On injured list, July 9-August 23, 2020

### ALEXANDER (ALEX) MICHAEL FAEDO'S CAREER RECORD

| Year                | Club         | W-L   | ERA  | G  | GS | CG | SHO | SV | IP    | H   | TBF | R   | ER  | HR | HB | BB | SO  | WP | BK | AVG  |
|---------------------|--------------|-------|------|----|----|----|-----|----|-------|-----|-----|-----|-----|----|----|----|-----|----|----|------|
| 2018                | Lakeland     | 2-4   | 3.10 | 12 | 12 | 0  | 0   | 0  | 61.0  | 49  | 246 | 25  | 21  | 3  | 4  | 13 | 51  | 4  | 0  | .217 |
|                     | Erie         | 3-6   | 4.95 | 12 | 12 | 0  | 0   | 0  | 60.0  | 54  | 254 | 37  | 33  | 15 | 2  | 22 | 59  | 1  | 0  | .239 |
| 2019                | Erie         | 6-7   | 3.90 | 22 | 22 | 0  | 0   | 0  | 115.1 | 104 | 473 | 50  | 50  | 17 | 6  | 25 | 134 | 4  | 2  | .235 |
| 2020                | Did Not Play |       |      |    |    |    |     |    |       |     |     |     |     |    |    |    |     |    |    |      |
| MINOR LEAGUE TOTALS |              | 11-17 | 3.96 | 46 | 46 | 0  | 0   | 0  | 236.1 | 207 | 973 | 112 | 104 | 35 | 12 | 60 | 244 | 9  | 2  | .232 |

### WINNING STREAKS BY TIGERS ROOKIES

Since 1957, 13 Tigers rookie pitchers have compiled a winning streak of five-or-more games. Michael Fulmer was the last pitcher to accomplish the feat, winning six straight in 2016. The complete list since 1957 follows:

| Player            | Streak (Games/Starts)       | Date                 | Year |
|-------------------|-----------------------------|----------------------|------|
| Les Cain          | 8 games (12 starts)         | May 21-July 10       | 1970 |
| Mark Fidrych      | 8 games (8 starts)          | May 31-July 3        | 1976 |
| Mike Henneman     | 8 games (27 starts)         | May 15-July 25       | 1987 |
| Dave Rozema       | 7 games (7 starts)          | July 16-August 19    | 1977 |
| Justin Verlander  | 7 games (8 starts)          | June 17-August 1     | 2006 |
| Mark Leiter       | 6 games (6 starts)          | August 1-September 1 | 1991 |
| Zach Miner        | 6 games (6 starts)          | June 10-July 8       | 2006 |
| Albuquerque       | 6 games (23 starts)         | May 24-September 10  | 2011 |
| Michael Fulmer    | 6 games (7 starts)          | May 10-June 12       | 2016 |
| Pat Underwood     | 5 games (10 games/9 starts) | May 31-July 19       | 1979 |
| Jerry Ujdar       | 5 games (7 starts)          | July 11-August 10    | 1982 |
| Armando Galarraga | 5 games (6 starts)          | July 23-August 19    | 2008 |
| Rick Porcello     | 5 games (5 starts)          | May 5-27             | 2009 |



# 45 BUCK FARMER

HT: 6-4 WT: 232 BT: L TH: R BORN: 2/20/1991 IN CONYERS, GA

## RIGHTHANDED PITCHER

Opening Day Age: 30 Residence: Buford, GA

Major League Service: 4.083 Signed Through: 2021

How Obtained: Selected by the Tigers in the fifth round of the 2013 MLB Draft

### SEASON HIGHLIGHTS

Worked out of the back-end of the Tigers bullpen in **2020**, proving himself as one of the club's most consistent relievers...posted a 1-0 record and 3.80 ERA (21.2IP/9ER) over 23 outings, allowing 20 hits and five walks, while striking out 15.

- Allowed a pair of runs on August 7 at Pittsburgh, snapping a 16-game scoreless streak from September 3, 2019 to July 31, 2020...over that stretch he posted a 2-0 record with four hits and four walks allowed, while striking out eight...during that streak he led all Major League pitchers (min. 16.0 innings pitched) with a 0.00 ERA (16.0IP/0ER), .078 (4x51) opponents batting average and five total bases allowed.
- Pitched in mostly full-inning situations during 2020, making just three appearances of 1.0-inning-or-less...held opponents scoreless in such outings, and stranded both of the runners he inherited.
- Has been one of the franchise's most durable relievers between 2010-2020, ranking eighth over that span with 197.2 innings pitched from the bullpen...among Tigers relievers with at least 100.0 innings pitched in that time frame, he ranks tied for sixth in wins (10); seventh in ERA (4.01, (197.2IP/88ER)); and eighth in strikeouts (177) and holds (29).
- Made his first career appearance on the injured list, sidelined from August 10-20 with a left groin strain.

Proved to be one of the most reliable relievers in the Majors in **2019**, setting a single-season career high with 73 appearances...that total ranked tied for fourth in the American League and tied for ninth in the Major Leagues...became the 11th pitcher in franchise history to make 73-or-more outings in a season, and first since Joaquin Benoit in 2012 (also 73).

- Established single-season career highs in multiple categories, including wins (6), strikeouts (73), ERA (3.72), WHIP (1.27) and holds (15).
- Made his only start of the season on June 8 vs. Minnesota, tossing 2.0 innings and allowing one run on two hits and a walk, while punching out four...has now started a game for Detroit in each of the last six seasons, becoming the first player to do so since Justin Verlander.
- Named the Tigers Pitcher of the Month for July after compiling a 1.42 ERA (12.2IP/2ER) with 15 strikeouts in 13 outings...among American League relievers with at least 12.0 innings pitched during the month, he ranked third in ERA, fourth with a .205 (9x44) opponent batting average and sixth with a 1.03 WHIP.
- Allowed an earned run in just three of 25 appearances between June 18 and August 17, posting a 1.90 ERA (23.2IP/5ER) on 19 hits and eight walks, while punching out 27...among relievers with at least 23.0 IP over that span, his ERA ranked tied for fifth in the American League and tied for eighth in the Majors.
- Finished the season with 11 consecutive scoreless appearances spanning from September 3-28, going 1-0 with two holds and allowing just four hits and three walks over that span, while striking out seven.
- Selected the Tigers Pitcher of the Month for September, posting a 1-1 record with a 1.54 ERA (11.2IP/2ER) and nine strikeouts.

Made 66 appearances, including one start, for the Tigers in **2018**...his 66 appearances were tied for the second-most on the team.

- Established a career high in innings pitched (69.1).
- After giving up five runs in his first outing of the season on April 1 vs. Pittsburgh, he allowed three earned runs over a span of 20 appearances (18.2IP) from April 7 to May 17, compiling a 1.45 ERA.
- Finished the month of June with a 2-0 record and a 0.71 ERA (12.2IP/1ER) and nine strikeouts in 12 appearances.
- Closed the season by not giving up a run in the month of September, tossing 10.1 scoreless innings and allowing just seven hits, limiting opponents to a .189 (7x37) batting average.
- Held lefthanded hitters to a .168 (19x113) batting average, which ranked fourth among American League pitchers (min. 100 lefthanded batters faced)...righties hit .320 (48x150) with him on the mound.

Combined to make 32 starts between Triple A Toledo and Detroit in **2017**.

- Started five games for Triple A Toledo in April and had a 0-1 record with a 2.51 ERA (28.2IP/8ER) and 27 strikeouts.
- Picked up his first Major League win in the second game of the doubleheader on May 27 at Chicago (AL), throwing 6.1 shutout innings with three hits allowed, two walks and a career-high 11 strikeouts.
- Tossed 6.2 scoreless frames and earned the win in his second start of the season on June 7 vs. Los Angeles (AL)...according to the Elias Sports Bureau, Farmer became the first pitcher in Major League history to win his first two starts of a season without allowing a run in either after entering that year with a career record of 0-5 or worse.
- Made six consecutive quality starts with Triple A Toledo from July 22-August 19 -- posted a 3-1 record with a 2.54 ERA (39.0IP/11ER) and 33 strikeouts during the stretch.

Saw time with both the Tigers and Triple A Toledo in **2016**.

- Made an Opening Day roster at the Major League level for the first time in his career.
- Posted five consecutive scoreless appearances with the Tigers from April 12-May 28 -- threw 7.1 scoreless innings with two hits allowed, three walks and six strikeouts during the stretch.
- Allowed three earned runs-or-fewer over his final eight starts of the season with the Mud Hens from July 20-August 27 -- compiled a 4-2 record with a 1.86 ERA (48.1IP/10ER) and 47 strikeouts during the stretch.
- Ranked as the 12th-best prospect in the Tigers organization by *Baseball America*.

Split the **2015** season between the Tigers and Triple A Toledo.

- Named to the International League midseason All-Star Team.
- Named the Tigers Minor League Pitcher of the Month for April after starting four games with Toledo and posting a 3-0 record with a 3.00 ERA (21.0IP/7ER), 13 hits allowed, 10 walks and 28 strikeouts...held opponents to a .173 (13x75) batting average during the month.
- Recorded the first hit of his Major League career on August 18 at Chicago (NL) -- became the first Tigers relief pitcher to record a hit in a game since Steve Avery on June 4, 2003 at San Diego.
- Rated as the No. 2 prospect in the Tigers player development system by *Baseball America*.

Tabbed the Midwest League Pitcher of the Year in **2014** as he spent the majority of the season with Single A West Michigan.

- Selected to the Midwest League midseason and postseason All-Star Teams.
- Fanned a season-high 12 batters with West Michigan on April 30 at Lake County -- also recorded a double-digit strikeout total by fanning 11 on August 18 at Cedar Rapids.
- Named the Tigers Minor League Pitcher of the Month for July after posting a 3-0 record with a 0.41 ERA (22.0IP/1ER), and 16 strikeouts in four starts for Single A West Michigan -- limited opponents to a .188 (15x80) batting average during the month.
- Had his contract purchased by the Tigers on August 13 and made his Major League debut later that night, allowing four runs on six hits while striking out four over 5.0 innings vs. Pittsburgh.
- Ranked as the No. 10 prospect in the Midwest League by *Baseball America*...also rated as possessing the best breaking pitch and best control in the Midwest League.

Selected by the Tigers in the fifth round of the June **2013** draft and saw his first Minor League action in 12 games with Single A Connecticut.

- Fanned a season-high five batters on July 7 at Staten Island -- equaled the high on August 2 vs. Mahoning Valley.

#### AMATEUR HIGHLIGHTS

- Played at Georgia Tech from **2010-13**, earning first or second team All-ACC honors in each of his final three seasons.
- Named second team All-ACC after compiling an 11-3 record with a 2.82 ERA in 16 starts as a sophomore in 2011...earned first team All-ACC honors in 2012 after going 8-4 with a 3.54 ERA in 16 starts as a junior...completed his final season with Georgia Tech in 2013, earning first-team All-ACC accolades after posting a 9-5 record, a 2.78 ERA and 122 strikeouts during his senior season.
- Holds the Rockdale High School single-game strikeout record after fanning 22 batters against Dracula High School as a junior in 2008.

#### IN THE COMMUNITY

- Is very active in the club's community relations efforts, supporting many vital causes around metro Detroit and Michigan. Areas of involvement include: growing youth baseball participation, honoring veterans and first responders, and recognizing COVID-19 frontline heroes.
- Contributed donation and recorded a video message for five families from the Salvation Army's Pathway of Hope Program during the Tigers Hometown Holiday Assist event.



## 2021 TIGERS

### TRANSACTIONS

- Selected by Atlanta in the 46th round of the 2009 MLB Draft out of Rockdale County High School (GA), but did not sign
- Selected by Milwaukee in the 15th round of the 2012 MLB Draft out of the Georgia Institute of Technology, but did not sign
- Selected by the Tigers in the fifth round of the 2013 MLB Draft out of the Georgia Institute of Technology (signing scout: James Rough)
- On injured list, August 10-20, 2020 (left groin strain)

### GEORGE RUMIE (BUCK) FARMER'S CAREER RECORD

| Year                | Club           | W-L        | ERA          | G         | GS        | CG       | SHO      | SV       | IP          | H         | TBF        | R         | ER        | HR        | HB       | BB        | SO        | WP       | BK       | AVG         |
|---------------------|----------------|------------|--------------|-----------|-----------|----------|----------|----------|-------------|-----------|------------|-----------|-----------|-----------|----------|-----------|-----------|----------|----------|-------------|
| 2013                | Connecticut    | 0-3        | 3.09         | 12        | 11        | 0        | 0        | 0        | 32.0        | 32        | 134        | 13        | 11        | 1         | 0        | 7         | 33        | 1        | 0        | .258        |
| 2014                | West Michigan  | 10-5       | 2.60         | 18        | 18        | 0        | 0        | 0        | 103.2       | 91        | 420        | 37        | 30        | 6         | 3        | 24        | 116       | 7        | 1        | .233        |
|                     | Erie           | 1-0        | 3.00         | 2         | 2         | 0        | 0        | 0        | 12.0        | 10        | 49         | 4         | 1         | 0         | 4        | 11        | 0         | 0        | 0        | .222        |
|                     | Toledo         | 1-1        | 9.82         | 2         | 2         | 0        | 0        | 0        | 7.1         | 11        | 36         | 9         | 8         | 1         | 0        | 4         | 2         | 1        | 0        | .335        |
|                     | <b>DETROIT</b> | <b>0-1</b> | <b>11.57</b> | <b>4</b>  | <b>2</b>  | <b>0</b> | <b>0</b> | <b>0</b> | <b>9.1</b>  | <b>12</b> | <b>46</b>  | <b>12</b> | <b>12</b> | <b>2</b>  | <b>2</b> | <b>5</b>  | <b>11</b> | <b>0</b> | <b>0</b> | <b>.308</b> |
| 2015                | Toledo         | 7-3        | 4.15         | 16        | 16        | 0        | 0        | 0        | 86.2        | 85        | 368        | 45        | 40        | 6         | 3        | 25        | 76        | 3        | 0        | .251        |
|                     | <b>DETROIT</b> | <b>0-4</b> | <b>7.36</b>  | <b>14</b> | <b>5</b>  | <b>0</b> | <b>0</b> | <b>0</b> | <b>40.1</b> | <b>53</b> | <b>186</b> | <b>35</b> | <b>33</b> | <b>10</b> | <b>3</b> | <b>17</b> | <b>24</b> | <b>1</b> | <b>0</b> | <b>.323</b> |
| 2016                | Toledo         | 5-6        | 3.96         | 20        | 20        | 0        | 0        | 0        | 100.0       | 106       | 426        | 48        | 44        | 11        | 3        | 28        | 93        | 3        | 0        | .271        |
|                     | <b>DETROIT</b> | <b>0-1</b> | <b>4.60</b>  | <b>14</b> | <b>1</b>  | <b>0</b> | <b>0</b> | <b>0</b> | <b>29.1</b> | <b>25</b> | <b>131</b> | <b>15</b> | <b>15</b> | <b>4</b>  | <b>1</b> | <b>20</b> | <b>27</b> | <b>2</b> | <b>0</b> | <b>.231</b> |
| 2017                | Toledo         | 6-4        | 3.93         | 21        | 21        | 0        | 0        | 0        | 123.2       | 133       | 519        | 58        | 54        | 9         | 2        | 31        | 114       | 2        | 0        | .275        |
|                     | <b>DETROIT</b> | <b>5-5</b> | <b>6.75</b>  | <b>11</b> | <b>11</b> | <b>0</b> | <b>0</b> | <b>0</b> | <b>48.0</b> | <b>55</b> | <b>219</b> | <b>38</b> | <b>36</b> | <b>9</b>  | <b>4</b> | <b>20</b> | <b>49</b> | <b>1</b> | <b>0</b> | <b>.285</b> |
| 2018                | <b>DETROIT</b> | <b>3-4</b> | <b>4.15</b>  | <b>66</b> | <b>1</b>  | <b>0</b> | <b>0</b> | <b>0</b> | <b>69.1</b> | <b>67</b> | <b>308</b> | <b>34</b> | <b>32</b> | <b>6</b>  | <b>1</b> | <b>41</b> | <b>57</b> | <b>2</b> | <b>0</b> | <b>.255</b> |
| 2019                | <b>DETROIT</b> | <b>6-6</b> | <b>3.72</b>  | <b>73</b> | <b>1</b>  | <b>0</b> | <b>0</b> | <b>0</b> | <b>67.2</b> | <b>62</b> | <b>288</b> | <b>32</b> | <b>28</b> | <b>8</b>  | <b>5</b> | <b>24</b> | <b>73</b> | <b>4</b> | <b>0</b> | <b>.247</b> |
| 2020                | <b>DETROIT</b> | <b>1-0</b> | <b>3.80</b>  | <b>23</b> | <b>0</b>  | <b>0</b> | <b>0</b> | <b>0</b> | <b>21.1</b> | <b>20</b> | <b>89</b>  | <b>9</b>  | <b>9</b>  | <b>3</b>  | <b>0</b> | <b>5</b>  | <b>14</b> | <b>1</b> | <b>0</b> | <b>.244</b> |
| MINOR LEAGUE TOTALS |                | 30-22      | 3.69         | 91        | 90        | 0        | 0        | 0        | 465.1       | 468       | 1952       | 214       | 191       | 35        | 11       | 123       | 445       | 17       | 1        | .260        |
| MAJOR LEAGUE TOTALS |                | 15-21      | 5.20         | 205       | 21        | 0        | 0        | 0        | 285.1       | 294       | 1267       | 175       | 165       | 42        | 16       | 132       | 255       | 11       | 0        | .267        |

### MAJOR LEAGUE CAREER FIELDING

|         | G   | TC | PO | A  | E | DP | PCT  |
|---------|-----|----|----|----|---|----|------|
| Pitcher | 205 | 47 | 17 | 26 | 4 | 1  | .915 |

### MAJOR LEAGUE CAREER HIGHS

- Longest Winning Streak in Games with Decision:** 3 - May 25-June 16, 2018  
**Longest Losing Streak in Games with Decision:** 6 - August 23, 2014-September 26, 2016  
**Strikeouts:** 11 - May 27, 2017 at Chicago (AL)  
**Walks:** 4 (twice) - last, September 30, 2017 at Minnesota  
**Innings (starter):** 6.2 - June 7, 2017 vs. Los Angeles (AL)  
**Innings (relief):** 4.1 - September 13, 2016 vs. Minnesota



# 32

## MICHAEL FULMER

HT: 6-3   WT: 246   BT: R   TH: R   BORN: 3/15/1993 IN OKLAHOMA CITY, OK

RIGHTHANDED PITCHER

Opening Day Age: 28   Residence: Guthrie, OK

Major League Service: 4.157   Signed Through: 2021

How Obtained: Acquired by the Tigers along with Luis Cessa from New York (NL) in exchange for Yoanis Céspedes on July 31, 2015.

### CAREER HIGHLIGHTS

- Named to the American League All-Star Team in **2017**.
- Selected the American League Rookie of the Year in **2016** -- became the fifth player in franchise history to be named the American League Rookie of the Year.
- Named the Eastern League Pitcher of the Year in **2015** after compiling a 10-3 record with a 2.14 ERA (117.2IP/28ER) and 116 strikeouts in 21 starts between Double A Birmingham and Double A Erie.

### SEASON HIGHLIGHTS

- Made 10 starts for the Tigers during his **2020** campaign, his first game action since undergoing Tommy John surgery during Spring Training the year before.
- In an effort to protect and build the health of his arm, he was limited to no more than 3.0 innings in any start during the 2020 season...posted an 0-2 record and 8.78 ERA (27.2IP/27ER), allowing 45 hits and 12 walks while striking out 20.
  - Held opponents scoreless in three of his 10 outings on the season...struck out a total of 10 batters in those three appearances, while he punched out the same number in all seven other outings combined.
  - Received a no-decision in his season debut on July 27 vs. Kansas City, allowing four runs on five hits

with one walk and two strikeouts in 2.2 innings...outing marked his first appearance in a Major League regular season game since September 15, 2018.

Missed the entire **2019** season after undergoing surgery for a right elbow ulnar collateral ligament injury.

Completed his third season with the Tigers in **2018**, making 24 starts.

- Threw a season-high 8.0 innings in his season debut on April 1 in the first game of the doubleheader vs. Pittsburgh, allowing a run on four hits with three strikeouts...also tossed 8.0 innings on June 28 vs. Oakland.
- Finished the month of April with a 1-2 record, a 2.76 ERA (29.1IP/9ER) and 22 strikeouts in five starts.
- Allowed three earned runs-or-less in six-of-seven starts between June 8 and July 8, posting a 3.10 ERA (40.2IP/14ER) and 36 strikeouts over that span.
- Sidelined from July 20-August 24 with a left oblique strain.
- Sidelined from September 21-October 29 with a right lateral meniscus tear.

Started 25 games for the Tigers in **2017** as he completed his second Major League season.

- Selected to the American League All-Star Team for the first time in his career...he was one of four pitchers selected to the roster by MLB...was not on the active roster for the American League since he started on the Sunday prior to the All-Star break.
- Allowed just 13 home runs in 164.2 innings, leading the American League with 0.71 home runs allowed per nine innings...had a homerless streak of 73.2 innings during the season.
- Finished the season tied for fifth in the American League with one complete game, sixth with a 1.15 WHIP and 2.19 walks per nine innings and ninth with a .243 (150x617) opponent batting average.
- Started the season with 10 consecutive quality starts from April 7-May 27...the streak was tied with Justin Verlander (March 31-May 19, 2011) for the longest by a Tigers pitcher to begin a season since 1913.
- Named the Tigers Pitcher of the Month for May after posting a 3-2 record with a 2.19 ERA (37.0IP/9ER) and 28 strikeouts in five starts.
- Selected the Tigers Pitcher of the Month for June after compiling a 2-3 record with a 4.28 ERA (33.2IP/16ER) and 24 strikeouts in five starts.
- Sidelined from August 3-14 with right elbow ulnar neuritis.

Posted an 11-7 record with a 3.06 ERA (159.0IP/54ER), 136 hits allowed, 42 walks and 132 strikeouts in 26 starts during his rookie season in **2016**.

- Earned American League Rookie of the Year honors by the BBWAA, becoming the fifth Tigers player to earn the honor and the first since Justin Verlander in 2006...named the American League Rookie of the Year by *The Sporting News* and American League Outstanding Rookie in the Players Choice Award balloting.
- Finished 10th in voting for the American League Cy Young Award.
- Tabbed the Detroit Sports Media Tigers Rookie of the Year.
- Among AL pitchers with at least 150.0 innings pitched, Fulmer ranked third with a 3.06 ERA, while he was seventh with a .231 (136x590) opponent batting average and a 1.12 WHIP.
- Finished his rookie season with 132 strikeouts, which was the second-highest total by a rookie pitcher in Tigers history, trailing only Les Cain, who struck out 156 batters as a rookie in 1970.
- Recalled from Triple A Toledo prior to the game on April 29 -- made his Major League debut that night at Minnesota and earned the win, allowing two runs on seven hits with one walk and four strikeouts in 5.0 innings...struck out Brian Dozier in the first inning for the first strikeout of his Major League career.
- Recorded the first double-digit strikeout game of his Major League career on May 21 vs. Tampa Bay, striking out 11...added a second game with 10-or-more strikeouts on July 1 at Tampa Bay, fanning 10.
- Threw 7.2 shutout innings on May 27 at Oakland, allowing three hits with one walk and three strikeouts -- with his performance, Fulmer became just the third Tigers pitcher since 1913 to throw at least 7.2 shutout innings and allow three hits-or-less in one of his first six career starts, joining Pat Underwood on May 31, 1979 at Toronto and Earl Whitehill on September 29, 1923 vs. Cleveland.
- Won his third straight start on June 1 at Los Angeles (AL), throwing 7.2 shutout innings with two hits allowed, two walks and eight strikeouts -- with his performance, Fulmer became just the second Tigers pitcher since 1913 to have back-to-back starts of 7.0-or-more shutout innings with three-or-fewer hits allowed, joining Mickey Lolich, who had back-to-back shutouts with three-or-fewer hits allowed on September 9 and 15, 1968...also became the second Tigers pitcher since 1913 to win five of his first seven career starts, joining Zach Miner, who won six of his first seven career starts in 2006.
- Carried a no-hitter into the seventh inning of the game on June 1 at Los Angeles (AL) before allowing a two-out single to C.J. Cron -- according to the Elias Sports Bureau, Fulmer became the first Tigers rookie to have a no-hit bid of that length since Bill Slayback, who went seven innings before allowing a hit in his Major League debut on June 26, 1972 against the Yankees.
- Threw 6.0 shutout innings with two hits allowed, three walks and five strikeouts in the game on June 6 vs. Toronto -- became the first Tigers pitcher since at least 1913 to have three straight starts with 6.0-or-more shutout innings and three-or-fewer hits allowed.
- Threw at least 6.0 shutout innings and allowed three-or-fewer hits in four straight starts from May 27-June 12 -- according to the Elias Sports Bureau, since 1893, when the mound was moved to 60 feet, six inches away from the plate, Fulmer and Jake Arrieta (September 22, 2015-April 4, 2016) are the only two pitchers to record four consecutive starts of 6.0-or-more shutout innings and three-or-fewer hits allowed.



## 2021 TIGERS

- Had a consecutive scoreless innings streak of 33.1 innings from May 21-June 17, which was snapped with a two-out solo homer in the sixth inning by Kansas City's Salvador Perez...the streak ranks as the longest by a Tigers pitcher in franchise history, and according to the Elias Sports Bureau, the streak was the second longest by a rookie pitcher since 1971, trailing only a streak of 35.0 scoreless innings by Fernando Valenzuela during the 1981 season.
- Named Tigers Pitcher of the Month for June after starting five games and posting a 3-1 record with a 0.61 ERA (29.2IP/2ER), 14 hits allowed, 13 walks and 24 strikeouts...led the Majors with a 0.61 ERA during the month, while he was second with a .140 opponent batting average.
- Allowed one run-or-fewer in eight starts from May 21-July 1, becoming one of only six pitchers since 1913 to have eight straight starts with one-or-fewer runs allowed, joining Bob Gibson (11 straight starts, June 6-July 30, 1968), Josh Johnson (8 straight starts, May 13-June 20, 2010), Derek Lowe (8 straight starts, August 31, 2008-April 10, 2009), Johan Santana (8 straight starts, August 23-September 29, 2004) and J.R. Richard (8 straight starts, August 3-September 6, 1979).
- Recorded his ninth win of the season on July 6 at Cleveland -- according to the Elias Sports Bureau, Fulmer became the third rookie in franchise history to win at least nine games before the All-Star break, joining Mark Fidrych in 1976 (9-2) and Justin Verlander in 2006 (10-4).
- Over a 10-start stretch from May 21-July 17, compiled a 7-1 record with a 0.83 ERA (65.1IP/6ER) and 55 strikeouts -- according to the Elias Sports Bureau, since the Major Leagues began keeping track of earned runs just over 100 years ago, no other pitcher has compiled an ERA that low over a span of 10 successive starts in the season of his Major League debut...over the last 50 seasons, the only other rookie to produce an ERA below 1.00 over a span of 10 consecutive starts was Cal Eldred, who had an ERA of 0.95 over a 10-start run for the Brewers in August and September, 1992.
- Threw the first complete game and shutout of his career on August 14 at Texas, allowing four hits and striking out nine...became the first Tigers rookie pitcher to throw a shutout since Justin Verlander on May 22, 2006 at Kansas City.
- Pitched 7.0 innings in the game on September 9 vs. Baltimore, allowing two runs on three hits with one walk and five strikeouts...in his first eight career starts at Comerica Park, Fulmer had a 2-2 record with a 2.90 ERA (49.2IP/16ER) and 38 strikeouts -- according to the Elias Sports Bureau, over the last 25 years, only two other Tigers pitchers have had an ERA under 3.00 over their first eight MLB starts at their home park: Mike Maroth had a home ERA of 2.44 after eight starts in 2002 and Jeff Weaver had a 2.76 home ERA in 1999.
- Ranked as the top prospect in the Tigers organization and the No. 47 prospect overall by *Baseball America*.

Selected the Eastern League Pitcher of the Year in **2015** after leading the league with a 2.14 ERA (117.2IP/28ER) and a .769 winning percentage and ranking fourth with a 1.10 WHIP and a .228 (77x346) opponent batting average.

- Started the season in the New York Mets organization before being acquired by the Tigers along with Luis Cessa in exchange for Yoenis Céspedes on July 31.
- Led all Eastern League starters with 8.87 strikeouts per nine innings, while he was third with 10.02 baserunners per nine innings and fourth with a .228 opponent batting average.
- Named a Minor League All-Star and a Double A All-Star by *Baseball America*, while he was selected to the Eastern League postseason All-Star Team.
- Allowed three earned runs-or-less in 14 of his 15 starts with Double A Binghamton from May 3-July 28.
- Had a stretch of five consecutive quality starts from June 18-July 9 -- during the stretch, he compiled a 3-1 record with a 0.54 ERA (33.1IP/2ER) and 36 strikeouts.
- Did not allow an earned run in seven of nine starts from June 24-August 9.
- Ranked as the 13th-best prospect in the Mets system and the No. 7 prospect in the Eastern League by *Baseball America*.

Spent most of the **2014** season with Single A St. Lucie, starting 19 games.

- Allowed two earned runs-or-fewer in four straight starts from May 14-June 2 -- during the stretch, he had a 1-3 record with a 2.86 ERA (22.0IP/7ER) and 22 strikeouts.
- Struck out a season-high nine batters on July 17 vs. Brevard County.
- Sidelined from August 21-September 23 with a right elbow bone spur.
- Named the 14th-best prospect in the Mets organization by *Baseball America*.

Limited to nine starts in **2013** due to two separate stints on the disabled list.

- Sidelined from April 4-July 6 with a right knee lateral meniscus injury.
- Sidelined from August 24-September 24 with a right shoulder strain.
- Ranked as the seventh-best prospect in the Mets system by *Baseball America*.

Spent the entire **2012** season with Single A Savannah, starting 21 games and posting a 7-6 record with a 2.74 ERA (108.1IP/33ER) and 101 strikeouts.

- Allowed two earned runs-or-less in 10 consecutive starts from June 14-August 13 -- finished the stretch with a 4-2 record, a 1.53 ERA (59.0IP/10ER) and 52 strikeouts.
- Sidelined from August 28-September 13 with a left shin contusion.





- Rated as the No. 8 prospect in the Mets player development system and the 13th-best prospect in the South Atlantic League by *Baseball America*.

Began his professional career in **2011** with the GCL Mets.

#### AMATEUR HIGHLIGHTS

- Attended Deer Creek High School in Edmond, OK...earned First Team All-State honors in **2011** after hitting .436 with six home runs and 43 RBI, and posting a 10-2 record on the mound with a 0.72 ERA and 127 strikeouts.

#### IN THE COMMUNITY

- Is very active in the club's community relations efforts, supporting many vital causes around metro Detroit and in his home state of Oklahoma.
- As recognition for his generosity and focus on bettering the community, he was nominated as the Tigers 2018 Roberto Clemente Award recipient.

#### TRANSACTIONS

- Selected by New York (NL) in the first round (44th overall) of the 2011 MLB Draft out of Deer Creek High School (OK)
- On injured list, August 28-September 13, 2012 (left shin contusion)
- On injured list, April 4-July 6, 2013 (right knee lateral meniscus injury)
- On injured list, August 24-September 24, 2013 (right shoulder strain)
- On injured list, August 21-September 23, 2014 (right elbow bone spur)
- Acquired by the Tigers along with Luis Cessa from New York (NL) in exchange for Yoanis Céspedes on July 31, 2015
- On injured list, August 3-14, 2017 (right elbow ulnar neuritis)
- On injured list, July 20-August 24, 2018 (left oblique strain)
- On injured list, September 21-October 29, 2018 (right lateral meniscus tear)
- On injured list, March 23-October 31, 2019 (right elbow ulnar collateral ligament injury)
- On injured list, February 12-July 23, 2020 (right elbow ulnar collateral ligament injury)

#### MICHAEL JOSEPH FULMER'S CAREER RECORD

| Year | Club                | W-L          | ERA         | G         | GS        | CG       | SHO      | SV       | IP           | H          | TBF        | R         | ER        | HR        | HB       | BB        | SO         | WP       | BK       | AVG         |
|------|---------------------|--------------|-------------|-----------|-----------|----------|----------|----------|--------------|------------|------------|-----------|-----------|-----------|----------|-----------|------------|----------|----------|-------------|
| 2011 | GCL Mets            | 0-1          | 10.13       | 4         | 3         | 0        | 0        | 0        | 5.1          | 9          | 31         | 7         | 6         | 0         | 1        | 4         | 10         | 1        | 0        | .346        |
| 2012 | Savannah            | 7-6          | 2.74        | 21        | 21        | 1        | 0        | 0        | 108.1        | 92         | 454        | 37        | 33        | 6         | 6        | 38        | 101        | 8        | 0        | .227        |
| 2013 | GCL Mets            | 1-1          | 3.00        | 2         | 2         | 0        | 0        | 0        | 12.0         | 9          | 47         | 4         | 4         | 0         | 1        | 1         | 13         | 0        | 0        | .205        |
|      | St. Lucie           | 2-2          | 3.44        | 7         | 7         | 0        | 0        | 0        | 34.0         | 24         | 146        | 13        | 13        | 1         | 4        | 18        | 29         | 1        | 0        | .198        |
| 2014 | St. Lucie           | 6-10         | 3.97        | 19        | 19        | 0        | 0        | 0        | 95.1         | 112        | 435        | 52        | 42        | 7         | 8        | 31        | 86         | 6        | 0        | .286        |
|      | Binghamton          | 0-1          | 16.20       | 1         | 1         | 0        | 0        | 0        | 3.1          | 6          | 19         | 6         | 6         | 1         | 0        | 3         | 1          | 0        | 0        | .375        |
| 2015 | St. Lucie           | 0-0          | 3.86        | 1         | 1         | 0        | 0        | 0        | 7.0          | 4          | 25         | 3         | 3         | 1         | 0        | 0         | 9          | 0        | 0        | .160        |
|      | Binghamton          | 6-2          | 1.88        | 15        | 15        | 0        | 0        | 0        | 86.0         | 73         | 349        | 25        | 18        | 3         | 1        | 23        | 83         | 3        | 1        | .227        |
|      | Erie                | 4-1          | 2.84        | 6         | 6         | 0        | 0        | 0        | 31.2         | 27         | 124        | 10        | 4         | 0         | 7        | 33        | 2          | 0        | 0        | .231        |
| 2016 | Toledo              | 1-1          | 4.11        | 3         | 3         | 0        | 0        | 0        | 15.1         | 16         | 69         | 8         | 7         | 3         | 1        | 5         | 20         | 0        | 0        | .258        |
|      | <b>DETROIT</b>      | <b>11-7</b>  | <b>3.06</b> | <b>26</b> | <b>26</b> | <b>1</b> | <b>1</b> | <b>0</b> | <b>159.0</b> | <b>136</b> | <b>647</b> | <b>57</b> | <b>54</b> | <b>16</b> | <b>9</b> | <b>42</b> | <b>132</b> | <b>1</b> | <b>1</b> | <b>.231</b> |
| 2017 | <b>DETROIT</b>      | <b>10-12</b> | <b>3.83</b> | <b>25</b> | <b>25</b> | <b>1</b> | <b>0</b> | <b>0</b> | <b>164.2</b> | <b>150</b> | <b>676</b> | <b>80</b> | <b>70</b> | <b>13</b> | <b>8</b> | <b>40</b> | <b>114</b> | <b>3</b> | <b>1</b> | <b>.243</b> |
| 2018 | Lakeland#           | 0-0          | 0.00        | 2         | 2         | 0        | 0        | 0        | 6.0          | 1          | 19         | 0         | 0         | 0         | 0        | 11        | 1          | 0        | 0        | .053        |
|      | <b>DETROIT</b>      | <b>3-12</b>  | <b>4.69</b> | <b>24</b> | <b>24</b> | <b>0</b> | <b>0</b> | <b>0</b> | <b>132.1</b> | <b>128</b> | <b>558</b> | <b>75</b> | <b>69</b> | <b>19</b> | <b>5</b> | <b>46</b> | <b>110</b> | <b>1</b> | <b>0</b> | <b>.254</b> |
| 2019 | Did not pitch       |              |             |           |           |          |          |          |              |            |            |           |           |           |          |           |            |          |          |             |
| 2020 | <b>DETROIT</b>      | <b>0-2</b>   | <b>8.78</b> | <b>10</b> | <b>10</b> | <b>0</b> | <b>0</b> | <b>0</b> | <b>27.2</b>  | <b>45</b>  | <b>136</b> | <b>27</b> | <b>27</b> | <b>8</b>  | <b>1</b> | <b>12</b> | <b>20</b>  | <b>0</b> | <b>0</b> | <b>.375</b> |
|      | MINOR LEAGUE TOTALS | 27-25        | 3.16        | 81        | 80        | 1        | 0        | 0        | 404.1        | 373        | 1718       | 165       | 142       | 26        | 22       | 130       | 396        | 22       | 1        | .241        |
|      | MAJOR LEAGUE TOTALS | 24-33        | 4.09        | 85        | 85        | 2        | 1        | 0        | 483.2        | 459        | 2017       | 239       | 220       | 56        | 23       | 140       | 376        | 5        | 2        | .251        |

#### MAJOR LEAGUE CAREER FIELDING

|         | G  | TC | PO | A  | E | DP | PCT  |
|---------|----|----|----|----|---|----|------|
| Pitcher | 85 | 80 | 38 | 40 | 2 | 4  | .975 |

#### MAJOR LEAGUE CAREER HIGHS

**Longest Winning Streak in Games with Decision:** 6 - May 10-June 12, 2016

**Longest Losing Streak in Games with Decision:** 9 - June 20, 2018-September 12, 2020

**Strikeouts:** 11 - May 21, 2016 vs. Tampa Bay

**Walks:** 4 (five times) - last, September 3, 2018 at Chicago (AL)

**Innings (starter):** 9.0 - August 14, 2016 at Texas

**Low-Hit Game (CG):** 4 - August 14, 2016 at Texas

### WALKING-OFF WITH THREE WINS

The Tigers ended three straight games from June 26-29, 2004 with walk-off home runs by Eric Munson, Carlos Pena and Dmitri Young, marking the first time the club has done so in three consecutive games since September 17-19, 1998. During that three-game stretch, Damion Easley homered in the first and third games, while Tony Clark accomplished the feat in the middle game. Additionally, Pena's walk-off grand slam on June 27 vs. Arizona was the first by a Tigers player since Lou Whitaker connected off Cleveland's Derek Lilliquist on June 21, 1994.



# 36 KYLE FUNKHOUSER

HT: 6-3 WT: 225 BT: R TH: R BORN: 3/16/1994 IN PALOS HEIGHTS, IL

## RIGHTHANDED PITCHER

Opening Day Age: 27

Residence: Charlestown, IN

Major League Service: 0.154

Signed Through: 2021

How Obtained: Selected by the Tigers in the fourth round of the 2016 MLB Draft

### SEASON HIGHLIGHTS

Made his Major League debut with the Tigers in **2020**, spending the season between the big leagues and alternate training site in Toledo.

- Made 13 relief appearances for the Tigers, posting a 1-1 record and 7.27 ERA (17.1IP/14ER), allowing 22 hits and 11 walks, while striking out 12...made the Opening Day roster for the first time.
- Made five multi-inning relief appearances during the season, over which he posted a 1-0 record and 3.86 ERA (9.1IP/4ER), allowing 10 hits and four walks, while striking out four.
- Made his Major League debut on July 27 vs. Kansas City, tossing an inning of relief...first big league strikeout came against Adalberto Mondesi in the fourth inning.
- Earned the first win of his Major League career on September 6 at Minnesota, throwing 2.0 innings and allowing one run on a hit with a walk and two strikeouts.
- Ranked as the No. 28 prospect in the Tigers organization by *Baseball America*.

Spent most of the **2019** season with Triple A Toledo, starting 18 games.

- Sidelined from May 2-June 4 with right shoulder impingement syndrome.
- Started five games in June and went 1-1 with a 3.13 ERA (23.0IP/8ER) and 23 strikeouts.
- Had a season-high 10 strikeouts for Double A Erie on July 30 at Binghamton, allowing one run in 6.0 innings.
- Rated as the 16th-best prospect in the Tigers organization by *Baseball America*.

Combined to make 19 starts between Double A Erie and Triple A Toledo in **2018**.

- Named to the Eastern League midseason All-Star Team.
- Allowed two earned runs-or-less in six consecutive starts from June 6-July 3, posting a 4-1 record with a 1.34 ERA (33.2IP/5ER) and 34 strikeouts.
- Sidelined from July 24-September 14 with a right toe fracture.
- Ranked as the No. 11 prospect in the Tigers organization by *Baseball America*.

Split the **2017** season between Single A West Michigan and Single A Lakeland.

- Struck out a season-high 10 batters in his first start with Lakeland on May 21 vs. Clearwater.
- Made five starts between West Michigan and Lakeland in May, compiling a 2-1 record with a 1.65 ERA (27.1IP/5ER) and 39 strikeouts.
- Threw a 7.0-inning shutout on June 14 at Clearwater, scattering four hits and striking out three.
- Sidelined from June 15-September 8 with a right elbow strain.
- Rated as the No. 5 prospect in the Tigers system by *Baseball America*.

Made his professional debut in **2016** with Single A Connecticut, starting 13 games.

- Posted a 0-1 record with a 1.88 ERA (14.1IP/3ER) and 17 strikeouts in five starts during August.

### AMATEUR HIGHLIGHTS

- Played collegiately at the University of Louisville, where he earned All-ACC first team honors and third team All-American in **2015**.
- Selected a first team All-American by the ABCA and was named first team All-American Conference in **2014**...tabbed a freshman All-American in **2013**.

### TRANSACTIONS

- Selected by Los Angeles (NL) in the first round (35th overall) of the 2015 MLB Draft out of the University of Louisville, but did not sign
- Selected by the Tigers in the fourth round of the 2016 MLB Draft out of the University of Louisville (signing scout: Harold Zonder)
- On injured list, June 15-September 8, 2017 (right elbow strain)
- On injured list, July 24-September 14, 2018 (right toe fracture)
- On injured list, May 2-June 4, 2019 (right shoulder impingement syndrome)
- On temporarily inactive list, June 10-14, 2019

## KYLE JAMES FUNKHOUSER'S CAREER RECORD

| Year                | Club           | W-L        | ERA         | G         | GS       | CG       | SHO      | SV       | IP          | H         | TBF       | R         | ER        | HR       | HB       | BB        | SO        | WP       | BK       | AVG         |
|---------------------|----------------|------------|-------------|-----------|----------|----------|----------|----------|-------------|-----------|-----------|-----------|-----------|----------|----------|-----------|-----------|----------|----------|-------------|
| 2016                | Connecticut    | 0-2        | 2.65        | 13        | 13       | 0        | 0        | 0        | 37.1        | 34        | 148       | 13        | 11        | 0        | 1        | 8         | 34        | 4        | 1        | .246        |
| 2017                | West Michigan  | 4-1        | 3.16        | 7         | 7        | 0        | 0        | 0        | 31.1        | 30        | 133       | 13        | 11        | 3        | 1        | 13        | 49        | 0        | 1        | .254        |
|                     | Lakeland       | 1-1        | 1.72        | 5         | 5        | 1        | 1        | 0        | 31.1        | 23        | 122       | 6         | 6         | 1        | 1        | 6         | 34        | 1        | 0        | .205        |
| 2018                | Erie           | 4-5        | 3.74        | 17        | 17       | 0        | 0        | 0        | 89.0        | 88        | 380       | 42        | 37        | 10       | 3        | 39        | 89        | 6        | 1        | .266        |
|                     | Toledo         | 0-2        | 6.23        | 2         | 2        | 0        | 0        | 0        | 8.2         | 8         | 41        | 6         | 6         | 0        | 0        | 10        | 7         | 0        | 0        | .258        |
| 2019                | Lakeland#      | 0-0        | 0.00        | 1         | 1        | 0        | 0        | 0        | 5.0         | 2         | 18        | 0         | 0         | 0        | 0        | 1         | 4         | 0        | 0        | .118        |
|                     | Erie           | 3-1        | 1.90        | 4         | 4        | 0        | 0        | 0        | 23.2        | 16        | 88        | 5         | 5         | 2        | 3        | 3         | 29        | 0        | 1        | .195        |
|                     | Toledo         | 3-7        | 8.53        | 18        | 18       | 0        | 0        | 0        | 63.1        | 79        | 317       | 67        | 60        | 3        | 3        | 54        | 65        | 8        | 0        | .310        |
| 2020                | <b>DETROIT</b> | <b>1-1</b> | <b>7.27</b> | <b>13</b> | <b>0</b> | <b>0</b> | <b>0</b> | <b>0</b> | <b>17.1</b> | <b>22</b> | <b>81</b> | <b>14</b> | <b>14</b> | <b>3</b> | <b>0</b> | <b>11</b> | <b>12</b> | <b>1</b> | <b>0</b> | <b>.319</b> |
| MINOR LEAGUE TOTALS |                | 15-19      | 4.23        | 67        | 67       | 1        | 1        | 0        | 289.2       | 280       | 1247      | 152       | 136       | 19       | 12       | 134       | 311       | 19       | 4        | .258        |
| MAJOR LEAGUE TOTALS |                | 1-1        | 7.27        | 13        | 0        | 0        | 0        | 0        | 17.1        | 22        | 81        | 14        | 14        | 3        | 0        | 11        | 12        | 1        | 0        | .319        |

## MAJOR LEAGUE CAREER FIELDING

|         | G  | TC | PO | A | E | DP | PCT   |
|---------|----|----|----|---|---|----|-------|
| Pitcher | 13 | 3  | 2  | 1 | 0 | 0  | 1.000 |

## MAJOR LEAGUE CAREER HIGHS

**Longest Winning Streak in Games with Decision:** No Major League winning streak

**Longest Losing Streak in Games with Decision:** No Major League losing streak

**Strikeouts:** 2 (four times) - last, September 6, 2020 at Minnesota

**Walks:** 3 - August 14, 2020 vs. Cleveland

**Innings (starter):** No Major League starts

**Innings (relief):** 2.0 (three times) - last, September 6, 2020 at Minnesota



# 33

## BRYAN GARCIA

HT: 6-1   WT: 215   BT: R   TH: R   BORN: 4/19/1995 IN MIAMI, FL

RIGHTHANDED PITCHER

Opening Day Age: 25   Residence: Miami, FL

Major League Service: 1.029   Signed Through: 2021

How Obtained: Selected by the Tigers in the sixth round of the 2016 MLB Draft

## SEASON HIGHLIGHTS

Spent the entire **2020** season in the big leagues, finishing the season as Detroit's closer...made 26 appearances and posted one of the best seasons of any rookie reliever in Tigers history.

- Compiled a 2-1 record with four saves and a 1.66 ERA (21.2IP/4ER), allowing 18 hits and 10 walks, while striking out 12...finished with the 10th lowest ERA in franchise history among rookie relievers with at least 21.0 innings pitched.
- Finished the season as the only Major League pitcher to have 11-or-more inherited runners and not allow any to score...is the second Tigers reliever in franchise history to accomplish that feat, joining Luis Pineda, who stranded all 12 runners he inherited in 2001.
- Tossed the 10th inning on August 7 at Pittsburgh, becoming the first Tigers pitcher to make an extra-innings appearance with a runner starting at second base...runner came around to score in the inning, but Garcia earned the win in the contest, the second of his career.
- Picked up the first save of his Major League career on September 6 at Minnesota, pitching a scoreless ninth inning with one hit allowed...ended up with four saves in 2020...is the first Tigers rookie since 2003 to have more than two saves in a season.
- Ranked as the No. 17 prospect in the Tigers organization by *Baseball America*.

Spent most of the **2019** season with Triple A Toledo, making 31 appearances out of the bullpen...also saw the first big league action of his career, pitching in seven games with Detroit.

- Sideline from April 4-May 2 while recovering from right elbow surgery.
- Allowed one run in his final nine outings with Toledo from August 3-30, posting a 3-0 record with a 0.90 ERA (10.0IP/1ER) with six strikeouts.
- Had his contract selected from Toledo prior to the game on September 1 vs. Minnesota...made his Major League debut on September 2 against the Twins, pitching a scoreless ninth inning.
- Picked up the first strikeout of his big league career on September 12 vs. New York (AL), fanning Gio Urshela.
- Rated as the No. 22 prospect in Detroit's player development system by *Baseball America*.



## 2021 TIGERS

Missed the entire **2018** season after undergoing right elbow surgery.

- Ranked as the No. 16 prospect in the Tigers organization by *Baseball America*.

Pitched at four different levels of the Tigers organization in **2017**, combining to make 52 appearances between Single A West Michigan, Single A Lakeland, Double A Erie and Triple A Toledo.

- Named an organization All-Star by MiLB.com.
- Threw 24.2 consecutive scoreless innings from April 29-July 2...over that stretch, he went 2-0 with eight saves, 11 hits allowed, five walks and 41 strikeouts.
- Rated as the No. 22 prospect in the Tigers organization by *Baseball America*.

Completed his first season of professional baseball in **2016**, spending most of the season with Single A Connecticut.

- Ranked tied for sixth in the New York-Penn League with six saves.
- Did not allow an earned run in the first 12 appearances of his professional career, throwing 13.2 innings and giving up eight hits with three walks and 18 strikeouts.

### AMATEUR HIGHLIGHTS

- Played collegiately at the University of Miami from **2014-16**.
- Finished his career with 43 saves, which were the most in school history and tied for the most in Atlantic Coast Conference history.
- As a junior in 2016, was named the NCBWA Stopper of the Year after going 2-0 with 18 saves, a 1.89 ERA (38.0IP/8ER) and 55 strikeouts in 35 appearances.

### TRANSACTIONS

- Selected by the Tigers in the sixth round of the 2016 MLB Draft out of the University of Miami (FL) (signing scout: Nick Avila)
- On injured list, April 6-September 14, 2018 (right elbow surgery)
- On injured list, April 4-May 2, 2019 (right elbow surgery)

### BRYAN GARCIA'S CAREER RECORD

| Year                | Club           | W-L        | ERA          | G         | GS       | CG       | SHO      | SV       | IP          | H         | TBF       | R        | ER       | HR       | HB       | BB        | SO        | WP       | BK       | AVG         |
|---------------------|----------------|------------|--------------|-----------|----------|----------|----------|----------|-------------|-----------|-----------|----------|----------|----------|----------|-----------|-----------|----------|----------|-------------|
| 2016                | Connecticut    | 0-1        | 1.00         | 16        | 0        | 0        | 0        | 6        | 18.0        | 13        | 71        | 7        | 2        | 1        | 0        | 3         | 21        | 1        | 0        | .194        |
|                     | West Michigan  | 0-1        | 40.50        | 1         | 0        | 0        | 0        | 0        | 0.2         | 3         | 5         | 3        | 3        | 0        | 0        | 0         | 1         | 0        | 0        | .600        |
| 2017                | West Michigan  | 1-2        | 3.14         | 14        | 0        | 0        | 0        | 9        | 14.1        | 12        | 59        | 6        | 5        | 0        | 0        | 4         | 27        | 1        | 0        | .218        |
|                     | Lakeland       | 2-0        | 0.00         | 7         | 0        | 0        | 0        | 0        | 8.2         | 7         | 32        | 0        | 0        | 0        | 0        | 2         | 15        | 0        | 0        | .233        |
|                     | Erie           | 1-1        | 0.96         | 17        | 0        | 0        | 0        | 8        | 18.2        | 7         | 70        | 2        | 2        | 1        | 1        | 8         | 24        | 1        | 0        | .115        |
|                     | Toledo         | 1-0        | 4.05         | 14        | 0        | 0        | 0        | 0        | 13.1        | 10        | 55        | 6        | 6        | 1        | 0        | 8         | 12        | 0        | 0        | .213        |
| 2018                | Did Not Pitch  |            |              |           |          |          |          |          |             |           |           |          |          |          |          |           |           |          |          |             |
| 2019                | Lakeland       | 0-0        | 4.50         | 4         | 0        | 0        | 0        | 1        | 4.0         | 3         | 17        | 2        | 2        | 1        | 0        | 2         | 6         | 0        | 0        | .214        |
|                     | Erie           | 0-0        | 2.25         | 3         | 0        | 0        | 0        | 1        | 4.0         | 1         | 13        | 1        | 1        | 1        | 0        | 0         | 8         | 0        | 0        | .077        |
|                     | Toledo         | 3-0        | 2.97         | 31        | 0        | 0        | 0        | 0        | 33.1        | 26        | 138       | 12       | 11       | 4        | 0        | 14        | 33        | 0        | 0        | .210        |
|                     | <b>DETROIT</b> | <b>0-0</b> | <b>12.15</b> | <b>7</b>  | <b>0</b> | <b>0</b> | <b>0</b> | <b>0</b> | <b>6.2</b>  | <b>9</b>  | <b>33</b> | <b>9</b> | <b>9</b> | <b>1</b> | <b>0</b> | <b>5</b>  | <b>7</b>  | <b>1</b> | <b>0</b> | <b>.321</b> |
| 2020                | <b>DETROIT</b> | <b>2-1</b> | <b>1.66</b>  | <b>26</b> | <b>0</b> | <b>0</b> | <b>0</b> | <b>4</b> | <b>21.2</b> | <b>18</b> | <b>93</b> | <b>6</b> | <b>4</b> | <b>0</b> | <b>1</b> | <b>10</b> | <b>12</b> | <b>1</b> | <b>0</b> | <b>.222</b> |
| MINOR LEAGUE TOTALS |                | 8-5        | 2.50         | 107       | 0        | 0        | 0        | 25       | 115.0       | 82        | 460       | 39       | 32       | 9        | 1        | 41        | 147       | 3        | 0        | .197        |
| MAJOR LEAGUE TOTALS |                | 2-1        | 4.13         | 33        | 0        | 0        | 0        | 4        | 28.1        | 27        | 126       | 15       | 13       | 1        | 1        | 15        | 19        | 2        | 0        | .248        |

### MAJOR LEAGUE CAREER FIELDING

|         | G  | TC | PO | A | E | DP | PCT  |
|---------|----|----|----|---|---|----|------|
| Pitcher | 33 | 3  | 1  | 1 | 1 | 0  | .667 |

### MAJOR LEAGUE CAREER HIGHS

**Longest Winning Streak in Games with Decision:** 2 - July 29-August 7, 2020

**Longest Losing Streak in Games with Decision:** No Major League losing streak

**Strikeouts:** 3 (twice) - last, September 19, 2020 vs. Cleveland

**Walks:** 3 - September 18, 2020 vs. Cleveland

**Innings (starter):** No Major League starts

**Innings (relief):** 1.0 (23 times) - last, September 26, 2020 at Kansas City

## WALKING-OFF WITH THREE WINS

The Tigers ended three straight games from June 26-29, 2004 with walk-off home runs by Eric Munson, Carlos Pena and Dmitri Young, marking the first time the club has done so in three consecutive games since September 17-19, 1998. During that three-game stretch, Damion Easley homered in the first and third games, while Tony Clark accomplished the feat in the middle game. Additionally, Pena's walk-off grand slam on June 27 vs. Arizona was the first by a Tigers player since Lou Whitaker connected off Cleveland's Derek Lilliquist on June 21, 1994.



4

**GREG  
GARCIA**
**NON-ROSTER  
INVITEE**
**HT: 6-0 WT: 200 BT: L TH: R BORN: 8/8/1989 IN EL CAJON, CA**
**INFIELDER**
**Opening Day Age:** 31

**Residence:** Santee, CA

**Major League Service:** 5.083

**Signed Through:** 2021

**How Obtained:** Signed by the Tigers as a Minor League free agent on February 10, 2021

**SEASON HIGHLIGHTS**

Completed his second season with the Padres in **2020**, appearing in 35 games, including 15 starts.

- Went 3x9 with a walk in a pinch-hitting role, while he batted .400 (6x15) with runners in scoring position ...since the 2014 season, Garcia leads all active Major Leaguers with 50 hits as a pinch hitter.

Established career highs in games played (134), hits (77), doubles (13), triples (4), home runs (4), RBI (31), walks (53) and runs scored (52) with San Diego in **2019**.

- Led the Padres in percent of pitches taken (65.8%) and the lowest swing and miss percentage (16.0%)... among NL hitters with at least 300 at-bats, he ranked eighth in walk percentage.
- Posted a .421 on-base percentage and .414 slugging percentage with runners in scoring position, while he hit .346/.541/.500 with RISP and two outs...among Major League hitters with at least 30 plate appearances with RISP/2 outs, he had the fewest strikeouts (2) and second-highest OBP (.541).
- Hit .278 (10x36) as a pinch hitter, which ranked tied for eighth in the Majors (min. 30 at-bats).
- Made his first career appearance at first base on April 14 at Arizona, while he played 3.0 innings in left field on July 25 at New York (NL), marking his first career appearance in the outfield.
- Set career highs with four hits, two triples and four RBI on June 16 at Colorado.
- Tied a career high with a seven-game hitting streak from September 18-27, batting .364/.500/.409 with four runs scored, six walks and only four strikeouts.

Spent the entire **2018** season with St. Louis, playing in 114 games.

- Ranked second in the Majors with 49 pinch hit at-bats and 57 pinch hit plate appearances.
- Recorded his first career multi-homer game on April 14 at Cincinnati, going 3x4 with a double, two home runs, three RBI and three runs scored...both homers came off LHP Brandon Finnegan, his first and second career round-trippers off a southpaw.
- Made his first career pitching performance on June 21 at Milwaukee in the eighth inning, tossing a scoreless inning and allowing one hit.

Appeared in 133 games with the Cardinals in **2017**.

- Finished the season with a .365 on-base percentage, which was more than 100 points higher than his .253 batting average.
- Blasted a 462-foot home run, the longest of his career, on May 28 at Colorado off German Marquez.

Made St. Louis' Opening Day roster in **2016**, marking his first career appearance on an Opening Day roster at the Major League level.

- Among Major League pinch hitters with at least 20 at-bats, he ranked fourth with a .444 on-base percentage and fifth with a .348 (8x23) batting average.
- Had two streaks of reaching base safely in eight straight plate appearances (August 21-25 and August 31-September 3).
- Ranked as the No. 20 prospect in the Cardinals organization by *Baseball America*.

Split the **2015** season between Triple A Memphis and St. Louis.

- Hit .346 (9x26) in a pinch-hit role and led the Cardinals with nine pinch hits.
- Named the Cardinals Minor League Player of the Month for May, batting .361/.421/.402 with four doubles and 12 RBI.
- Belted his first Major League home run on June 26 vs. Chicago (NL).
- Made a postseason roster for the first time in his career, and pinch hit three times during the National League Division Series vs. Chicago (NL), going 0x3, and appearing in Games 2, 3 and 4.
- Rated as the No. 21 prospect in the St. Louis Minor League system by *Baseball America*.



## 2021 TIGERS

Made his Major League debut with the Cardinals in **2014**...spent the majority of the season in the Minors with Triple A Memphis.

- Made his big league debut on April 28 vs. Milwaukee, drawing a walk in a pinch-hit plate appearance.
- Started his first Major League game on April 30 vs. Milwaukee, and picked up his first hit with a fifth inning double off Wei-Chung Wang.
- Hit .354/.422/.456 with five doubles, one home run and 11 RBI in 23 games in August between Memphis and Double A Springfield.
- Ranked as the 14th-best prospect in the Cardinals organization by *Baseball America*.

Spent the entire **2013** season with Triple A Memphis, playing in 116 games.

- Ranked tied for eighth among Cardinals Minor Leaguers with 23 doubles and ninth with a .377 on-base percentage.
- On injured list from May 11-24 with a left knee strain.
- Closed the season by reaching base safely in 25 consecutive games, hitting .390/.495/.549 with five doubles, one triple, two home runs and 11 RBI.

Appeared in 124 games with Double A Springfield in **2012**, helping the team to the Texas League Championship.

- Named a Cardinals organization All-Star by MiLB.com.
- Ranked third in the Texas League with 80 walks and a .408 on-base percentage...his 80 walks were the most of any Cardinals Minor Leaguer, while his 81 runs scored ranked fourth.
- Posted his first career multi-homer game on July 22 vs. Northwest Arkansas.
- Reached base safely in 30 straight games from June 14-July 22...batted .343/.476/.475 with four doubles, three home runs and 15 RBI.
- Hit two home runs and had six RBI in the Texas League playoffs.

Split the **2011** season between Single A Quad Cities and Single A Palm Beach.

- Selected to the Midwest League midseason All-Star Team.
- Ranked tied for second among St. Louis Minor Leaguers in triples (6), sixth in on-base percentage (.384) and ninth in walks (48).

Made his professional debut with Rookie-level Johnson City in **2010**.

- Was the top fielding second baseman in the Appalachian League with a .985 fielding percentage, while he ranked second in the league with 49 runs scored.
- Hit his first professional home run on July 18 vs. Kingsport.
- Went 7x15 in the playoffs helping Johnson City to the league championship.

### AMATEUR HIGHLIGHTS

- Played collegiately at the University of Hawaii, where he was a teammate of current Brewers infielder Kolten Wong...earned first team All-WAC honors as a junior in **2010**, hitting a team-best .358.

### PERSONAL/MISCELLANEOUS

- His brother, Drew, was an infielder in the White Sox and Rockies organizations.
- His grandfather, Dave Garcia, was a manager in the Majors with California (1977-78) and Cleveland (1979-82), going 307-310.

### TRANSACTIONS

- Selected by St. Louis in the seventh round of the 2010 MLB Draft out of the University of Hawaii at Manoa
- On injured list, August 29-September 6, 2011 (left knee strain)
- On injured list, May 11-24, 2013 (left knee strain)
- On paternity list, June 5-7, 2018
- Claimed off waivers by San Diego from St. Louis on November 1, 2018
- Signed by the Tigers as a Minor League free agent on February 10, 2021

### LARGEST SERIES CROWDS AT COMERICA PARK

The following is the largest series attendance for both a three-game and four-game series in the history of Comerica Park.

| Series Dates       | Opponent          | Tickets Sold | Games |
|--------------------|-------------------|--------------|-------|
| August 19-21, 2011 | Cleveland Indians | 132,239      | Three |
| August 24-27, 2007 | New York Yankees  | 174,109      | Four  |



## GREG J. GARCIA'S CAREER RECORD

| Year                | Club         | AVG  | G   | AB   | R   | H   | TB  | 2B  | 3B | HR | RBI | SH | SF | HB | BB  | SO  | SB | CS | OBP  | SLG  | E  |
|---------------------|--------------|------|-----|------|-----|-----|-----|-----|----|----|-----|----|----|----|-----|-----|----|----|------|------|----|
| 2010                | Johnson City | .286 | 58  | 220  | 49  | 63  | 92  | 15  | 1  | 4  | 24  | 3  | 1  | 9  | 18  | 36  | 7  | 5  | .363 | .418 | 5  |
| 2011                | Quad Cities  | .273 | 46  | 150  | 20  | 41  | 53  | 10  | 1  | 0  | 10  | 2  | 1  | 4  | 17  | 24  | 4  | 2  | .360 | .353 | 2  |
|                     | Palm Beach   | .290 | 59  | 210  | 36  | 61  | 88  | 11  | 5  | 2  | 16  | 7  | 1  | 8  | 31  | 42  | 4  | 4  | .400 | .419 | 4  |
| 2012                | Springfield  | .284 | 124 | 412  | 81  | 117 | 173 | 20  | 3  | 10 | 51  | 4  | 1  | 7  | 80  | 83  | 10 | 5  | .408 | .420 | 20 |
| 2013                | Memphis      | .271 | 116 | 354  | 50  | 96  | 136 | 23  | 4  | 3  | 35  | 10 | 0  | 11 | 49  | 70  | 14 | 2  | .377 | .384 | 12 |
| 2014                | Springfield  | .333 | 4   | 15   | 2   | 5   | 7   | 2   | 0  | 0  | 1   | 0  | 1  | 0  | 1   | 4   | 1  | 0  | .353 | .467 | 1  |
|                     | Memphis      | .272 | 106 | 382  | 60  | 104 | 146 | 12  | 3  | 8  | 40  | 5  | 2  | 11 | 41  | 95  | 7  | 5  | .358 | .382 | 8  |
|                     | St. Louis    | .143 | 14  | 14   | 2   | 2   | 3   | 1   | 0  | 0  | 1   | 0  | 0  | 3  | 1   | 6   | 0  | 0  | .333 | .214 | 0  |
| 2015                | Memphis      | .294 | 94  | 330  | 47  | 97  | 120 | 19  | 2  | 0  | 36  | 4  | 1  | 5  | 48  | 55  | 16 | 3  | .391 | .364 | 17 |
|                     | St. Louis    | .240 | 49  | 75   | 7   | 18  | 29  | 5   | 0  | 2  | 4   | 1  | 0  | 1  | 10  | 12  | 0  | 0  | .337 | .387 | 4  |
| 2016                | Memphis      | .269 | 30  | 104  | 13  | 28  | 34  | 4   | 1  | 0  | 8   | 3  | 0  | 2  | 11  | 20  | 2  | 2  | .350 | .327 | 4  |
|                     | St. Louis    | .276 | 99  | 214  | 33  | 59  | 79  | 11  | 0  | 3  | 17  | 0  | 1  | 4  | 38  | 50  | 1  | 1  | .393 | .369 | 8  |
| 2017                | St. Louis    | .253 | 133 | 241  | 27  | 61  | 80  | 9   | 2  | 2  | 20  | 5  | 1  | 6  | 37  | 64  | 2  | 1  | .365 | .332 | 6  |
| 2018                | St. Louis    | .221 | 114 | 181  | 15  | 40  | 55  | 6   | 0  | 3  | 15  | 1  | 2  | 4  | 20  | 37  | 3  | 1  | .309 | .304 | 5  |
| 2019                | San Diego    | .248 | 134 | 311  | 52  | 77  | 110 | 13  | 4  | 4  | 31  | 1  | 2  | 5  | 53  | 83  | 0  | 2  | .364 | .354 | 5  |
| 2020                | San Diego    | .200 | 35  | 60   | 6   | 12  | 15  | 3   | 0  | 0  | 11  | 3  | 1  | 0  | 7   | 18  | 1  | 0  | .279 | .250 | 1  |
| MINOR LEAGUE TOTALS |              | .281 | 637 | 2177 | 358 | 612 | 849 | 116 | 20 | 27 | 221 | 38 | 8  | 57 | 296 | 429 | 65 | 28 | .380 | .390 | 73 |
| MAJOR LEAGUE TOTALS |              | .245 | 578 | 1096 | 142 | 269 | 371 | 48  | 6  | 14 | 99  | 11 | 7  | 23 | 166 | 270 | 7  | 5  | .354 | .339 | 29 |

## CAREER FIELDING

|             | G   | TC  | PO  | A   | E  | DP | PCT   |
|-------------|-----|-----|-----|-----|----|----|-------|
| First Base  | 1   | 1   | 1   | 0   | 0  | 0  | 1.000 |
| Second Base | 190 | 602 | 248 | 341 | 13 | 81 | .978  |
| Third Base  | 114 | 157 | 36  | 115 | 6  | 11 | .962  |
| Shortstop   | 81  | 241 | 61  | 170 | 10 | 44 | .959  |
| Outfield    | 1   | 0   | 0   | 0   | 0  | 0  | ---   |
| Pitcher     | 1   | 0   | 0   | 0   | 0  | 0  | ---   |

## CAREER HITS

**Hits:** 4 - June 16, 2019 at Colorado

**Home Runs:** 2 - April 14, 2018 at Cincinnati

**RBI:** 4 - June 16, 2019 at Colorado

**Stolen Bases:** 1 (seven times) - last, August 29, 2020 at Colorado

**Hitting Streak:** 7 (twice) - last, September 18-27, 2019



51

# RONY GARCÍA

HT: 6-3 WT: 200 BT: R TH: R BORN: 12/19/1997 IN: MAO, DR

## RIGHTHANDED PITCHER

Opening Day Age: 23

Residence: Santo Domingo, DR

Major League Service: 1.000

Signed Through: 2021

How Obtained: Selected by the Tigers from New York (AL) in the Major League phase of the Rule 5 Draft on December 19, 2019

## SEASON HIGHLIGHTS

Made his Major League debut in 2020, spending the entire season with the Tigers after being selected with the first pick of the 2019 Rule 5 Draft.

- Made 15 appearances for the Tigers during the season, including two starts, combining to go 1-0 with an 8.14 ERA (21.0IP/19ER) on 25 hits and nine walks, while striking out 14.
- Had some of his greatest success in multi-inning relief outings, posting a 3.00 ERA (9.0IP/3ER) over five such outings, while striking out six.
- Made his Major League debut on July 28 vs. Kansas City, tossing 3.0 innings and allowing three runs, two earned, on three hits and no walks, while striking out three...his first Major League strikeout came against Maikel Franco to end the second inning.
- Had his first career scoreless appearance on August 15, blanking Cleveland in the ninth inning...was his second career relief appearance, fourth overall and first of 1.0-inning-or-less.
- Earned his first Major League win on August 21 at Cleveland, tossing 1.1 shutout innings from the bullpen, allowing a hit and walk.

Spent most of the 2019 season with Double A Trenton, starting 20 games...also pitched for Single A Tampa, appearing in five games, including four starts.



## 2021 TIGERS

- Led Trenton with 105.1 innings pitched and 104 strikeouts, while he was tied for the team lead in starts.
- Combined to appear in five games, including four starts, with Tampa and Trenton in April, posting a 1-1 record with a 1.93 ERA (23.1IP/5ER) and 30 strikeouts.
- Earned Eastern League Pitcher of the Week honors twice during the season, first for the week ending July 14 after throwing 8.0 shutout innings with four hits allowed and eight strikeouts on July 12 at Reading...picked up a second honor for the week ending August 25, making two starts during the week and combining to throw 10.0 scoreless innings with four hits allowed and 14 strikeouts.

Started 23 games in **2018**, seeing time at both Single A Charleston and Single A Tampa.

- Sidelined from April 5-12 with an abscess surgery.
- Started five games with Charleston in May, compiling a 2-1 record with a 2.45 ERA (29.1IP/8ER) and 32 strikeouts.
- Allowed two runs-or-less in five consecutive starts with Tampa from July 20-August 12, going 1-2 with a 2.79 ERA (29.0IP/9ER) and 31 strikeouts.
- Ranked as the No. 29 prospect in the Yankees organization by *Baseball America*.

Spent most of the **2017** season with Single A Charleston, starting 11 games.

- Threw at least 5.0 innings and allowed three earned runs-or-less in all 13 starts during the season.
- Posted a 2-2 record with a 1.97 ERA (59.1IP/13ER) and 42 strikeouts over a 10-start stretch from July 5-August 27.

Began his professional career in **2016**, combining to pitch in 14 games, including 12 starts, between the DSL Yankees2 and the GCL Yankees.

- Started four games with the DSL Yankees2 in July, compiling a 1-0 record with a 1.19 ERA (22.2IP/3ER) and 20 strikeouts.

### TRANSACTIONS

- Signed by New York (AL) as a non-drafted free agent on July 2, 2015
- On injured list, April 5-12, 2018 (abscess surgery)
- Selected by the Tigers from New York (AL) with the first pick in the Major League phase of the 2019 Rule 5 Draft on December 19, 2019

### RONY JAVIER GARCÍA'S CAREER RECORD

| Year                | Club           | W-L        | ERA         | G         | GS       | CG       | SHO      | SV       | IP          | H         | TBF       | R         | ER        | HR       | HB       | BB       | SO        | WP       | BK       | AVG         |
|---------------------|----------------|------------|-------------|-----------|----------|----------|----------|----------|-------------|-----------|-----------|-----------|-----------|----------|----------|----------|-----------|----------|----------|-------------|
| 2016                | DSL Yankees2   | 1-3        | 1.88        | 9         | 8        | 0        | 0        | 0        | 43.0        | 35        | 179       | 20        | 9         | 1        | 9        | 39       | 7         | 0        | .208     |             |
|                     | GCL Yankees    | 2-2        | 2.89        | 5         | 4        | 0        | 0        | 0        | 28.0        | 24        | 108       | 10        | 9         | 0        | 2        | 4        | 17        | 2        | 1        | .238        |
| 2017                | Pulaski        | 0-0        | 3.97        | 2         | 2        | 0        | 0        | 0        | 11.1        | 11        | 47        | 7         | 5         | 1        | 2        | 2        | 11        | 0        | 0        | .262        |
|                     | Charleston     | 2-3        | 2.24        | 11        | 11       | 0        | 0        | 0        | 64.1        | 52        | 261       | 22        | 16        | 3        | 5        | 15       | 45        | 8        | 0        | .218        |
| 2018                | Charleston     | 3-4        | 4.18        | 14        | 14       | 0        | 0        | 0        | 71.0        | 73        | 304       | 44        | 33        | 5        | 6        | 13       | 62        | 2        | 3        | .259        |
|                     | Tampa          | 1-5        | 4.50        | 9         | 9        | 0        | 0        | 0        | 48.0        | 47        | 206       | 30        | 24        | 2        | 4        | 15       | 45        | 3        | 0        | .257        |
| 2019                | Tampa          | 0-2        | 2.16        | 5         | 4        | 0        | 0        | 0        | 25.0        | 21        | 100       | 7         | 6         | 2        | 0        | 7        | 25        | 1        | 0        | .231        |
|                     | Trenton        | 4-11       | 4.44        | 20        | 20       | 0        | 0        | 0        | 105.1       | 94        | 448       | 56        | 52        | 14       | 7        | 38       | 104       | 2        | 3        | .235        |
| 2020                | <b>DETROIT</b> | <b>1-0</b> | <b>8.14</b> | <b>15</b> | <b>2</b> | <b>0</b> | <b>0</b> | <b>0</b> | <b>21.0</b> | <b>25</b> | <b>96</b> | <b>20</b> | <b>19</b> | <b>7</b> | <b>0</b> | <b>9</b> | <b>14</b> | <b>1</b> | <b>0</b> | <b>.287</b> |
| MINOR LEAGUE TOTALS |                | 13-30      | 3.50        | 75        | 72       | 0        | 0        | 0        | 396.0       | 357       | 1653      | 196       | 154       | 28       | 27       | 103      | 348       | 25       | 7        | .237        |
| MAJOR LEAGUE TOTALS |                | 1-0        | 8.14        | 15        | 2        | 0        | 0        | 0        | 21.0        | 25        | 96        | 20        | 19        | 7        | 0        | 9        | 14        | 1        | 0        | .287        |

### MAJOR LEAGUE CAREER FIELDING

|         | G  | TC | PO | A | E | DP | PCT  |
|---------|----|----|----|---|---|----|------|
| Pitcher | 15 | 7  | 4  | 2 | 1 | 0  | .857 |

### MAJOR LEAGUE CAREER HIGHS

**Longest Winning Streak in Games with Decision:** No Major League winning streak

**Longest Losing Streak in Games with Decision:** No Major League losing streak

**Strikeouts:** 3 - July 28, 2020 vs. Kansas City

**Walks:** 2 (twice) - last, September 6, 2020 at Minnesota

**Innings (starter):** 3.0 - July 28, 2020 vs. Kansas City

**Innings (relief):** 2.1 - August 11, 2020 vs. Chicago (AL)

### INSIDE-THE-PARK HOME RUNS BY TIGERS

JaCoby Jones connected for the 291st inside-the-park home run in Tigers history on August 10, 2020 vs. Chicago (AL). It was also the sixth inside-the-park home run by a Tigers player in the 21-year history of Comerica Park.

Ty Cobb holds the franchise record for inside-the-park home runs during a career with 47, including a club-record nine inside-the-park home runs during the 1909 season.

Courtesy of David Vincent







64

DUSTIN GARNEAU

HT: 6-2 WT: 205 BT: R TH: R BORN: 8/13/1987 IN SAN PEDRO, CA

CATCHER

Opening Day Age: 33      Residence: Orange, CA  
 Major League Service: 2.140      Signed Through: 2021  
 How Obtained: Signed by the Tigers as a Minor League free agent on December 23, 2020

NON-ROSTER  
INVITEE

### SEASON HIGHLIGHTS

Played in 17 games with the Astros in **2020**.

- Made an Opening Day roster at the Major League level for the second time in his career, also in 2017 with Colorado.
- Made his postseason debut in the ninth inning of Game 3 of the American League Division Series vs. Oakland, entering as a defensive replacement at catcher...also appeared in one game of the American League Championship Series vs. Tampa Bay and went 0x2.

Began the **2019** season with the Los Angeles Angels before being claimed off waivers by Oakland on August 3.

- Was one of the top 30 pitch framers in all of baseball (min. 750 pitches caught), posting a 47.6% strike rate (per Statcast)...posted the 19th-best pop time to second base among all Major League catchers (1.97 seconds, per Statcast).
- Belted a pair of home runs and drove in four for Triple A Salt Lake on May 20 vs. Las Vegas.
- Equaled his career high with three RBI on August 6 at Chicago (NL).

Saw time in both the Athletics and White Sox organizations in **2018**.

- Made his only appearance at the Major League level with Chicago (AL) on August 5 at Tampa Bay, going 1x2 with a RBI.
- Played in 11 games with Triple A Charlotte in August, hitting .382/.432/.676 with four doubles, two home runs and three RBI.

Made an Opening Day roster at the Major League level for the first time in his career in **2017** with Colorado.

- Reached base safely in his first 14 games with Triple A Albuquerque, hitting .358/.417/.792 with six doubles, one triple, five home runs and 11 RBI.
- Was claimed off waivers by Oakland on August 4 and joined the team on August 5.

Spent most of the **2016** season with Triple A Albuquerque, but had three separate stints in the Majors with the Rockies.

- Hit his only big league home run of the season on May 26 at Boston, part of a 2x4 day with a double, a homer and two RBI.

Saw his first Major League action with Colorado in **2015**.

- Made his big league debut on August 20 vs. Washington and collected his first Major League hit in his first at-bat off Max Scherzer.
- Hit his first Major League homer on September 9 at San Diego off James Shields...blasted his second homer in his next start on September 11 at Seattle.

Split the **2014** season between Double A Tulsa and Triple A Colorado Springs.

- Selected to the Texas League midseason All-Star Team.
- Sidelined from June 11-20 with a left hamstring strain.
- Was promoted to Colorado Springs in June...threw out 32% (24-of-75) of attempted base stealers between Double A and Triple A, including 32.7% (16-of-49) at Triple A.
- Belted a pair of home runs on July 10 at Round Rock.
- Rated as the best defensive catcher in the Rockies system by *Baseball America*.

Appeared in 96 games, including 76 starts at catcher, for Double A Tulsa in **2013**.

- Hit .274 (20x73) with six doubles, three home runs, 14 RBI and a .507 slugging percentage against lefthanded pitching.
- Played for Salt River in the Arizona Fall League and hit .167/.273/.458 with two doubles, four home runs and eight RBI in 15 games.



# 2021 TIGERS

Spent the entire **2012** season with Single A Modesto.

- Caught 31.9% (31-for-97) of attempted base stealers.
- On injured list from June 29-July 8 with a right A/C joint sprain.

Established Minor League career highs in games played (100), runs scored (71), hits (87), doubles (29), home runs (17) and RBI (67) in **2011** with Single A Asheville.

- Finished fourth in the South Atlantic League in slugging percentage (.513) and home runs per at-bat (20.06).
- Drove in six runs and finished a double shy of the cycle on April 26 at Rome.

Combined to play in 54 games between Single A Tri-City and Single A Modesto in **2010**.

- Started at catcher in 41 of his 42 games with Tri-City.
- Was promoted to Modesto late in the season, and hit .310 (13x42) in 12 games.

Began his professional career in **2009** with Rookie-level Casper, playing in 23 games.

- Drew 13 walks and struck out just 14 times, finishing the season with a .393 on-base percentage.

## AMATEUR HIGHLIGHTS

- Played collegiately at Cal State Fullerton where he was named to the **2008** Fullerton Regional All-Tournament Team and All-Big West Honorable Mention in **2009**...was one of seven players from Fullerton selected in the 2009 MLB Draft.
- Graduated from San Pedro High School in San Pedro, CA...hit .433 (39x90) as a senior, earning first team selections to the All-Marine League and all-area squad...was also a two-time all-area and all-city football player.

## TRANSACTIONS

- Selected by Colorado in the 19th round of the 2009 MLB Draft out of Cal State Fullerton
- On injured list, June 29-July 8, 2012 (right A/C joint sprain)
- On injured list, June 11-20, 2014 (left hamstring strain)
- Claimed off waivers by Oakland from Colorado on August 4, 2017
- Claimed off waivers by Chicago (AL) from Oakland on May 24, 2018
- On temporarily inactive list, June 19-22, 2018
- Signed by Los Angeles (AL) as a Minor League free agent on November 20, 2018
- Claimed off waivers by Oakland from Los Angeles (AL) on August 3, 2019
- Signed by Houston as a free agent on November 26, 2019
- Signed by the Tigers as a Minor League free agent on December 23, 2020

## DUSTIN THOMAS GARNEAU'S CAREER RECORD

| Year                | Club             | AVG  | G   | AB   | R   | H   | TB   | 2B  | 3B | HR  | RBI | SH | SF | HB | BB  | SO  | SB | CS | OBP  | SLG  | E  |
|---------------------|------------------|------|-----|------|-----|-----|------|-----|----|-----|-----|----|----|----|-----|-----|----|----|------|------|----|
| 2009                | Casper           | .250 | 23  | 72   | 11  | 18  | 27   | 4   | 1  | 1   | 13  | 0  | 0  | 4  | 13  | 14  | 1  | 0  | .393 | .375 | 1  |
| 2010                | Tri-City         | .224 | 42  | 143  | 20  | 32  | 53   | 11  | 2  | 2   | 21  | 1  | 2  | 7  | 21  | 30  | 3  | 2  | .347 | .371 | 6  |
|                     | Modesto          | .310 | 12  | 42   | 5   | 13  | 22   | 2   | 2  | 1   | 13  | 0  | 0  | 0  | 2   | 9   | 0  | 1  | .341 | .524 | 3  |
| 2011                | Asheville        | .255 | 100 | 341  | 71  | 87  | 175  | 29  | 4  | 17  | 67  | 1  | 5  | 7  | 58  | 70  | 7  | 7  | .370 | .513 | 11 |
| 2012                | Modesto          | .243 | 86  | 300  | 35  | 73  | 115  | 18  | 3  | 6   | 29  | 2  | 4  | 2  | 40  | 41  | 2  | 3  | .332 | .383 | 6  |
| 2013                | Tulsa            | .236 | 96  | 326  | 36  | 77  | 135  | 17  | 1  | 13  | 47  | 4  | 4  | 13 | 25  | 57  | 4  | 2  | .313 | .414 | 4  |
| 2014                | Tulsa            | .270 | 34  | 115  | 14  | 31  | 44   | 7   | 0  | 2   | 20  | 0  | 2  | 4  | 14  | 19  | 2  | 3  | .363 | .383 | 5  |
|                     | Colorado Springs | .216 | 44  | 148  | 17  | 32  | 60   | 9   | 2  | 5   | 22  | 1  | 0  | 3  | 14  | 21  | 2  | 1  | .297 | .405 | 5  |
| 2015                | Albuquerque      | .274 | 81  | 303  | 44  | 83  | 144  | 16  | 0  | 15  | 61  | 3  | 4  | 2  | 28  | 44  | 2  | 1  | .335 | .475 | 5  |
|                     | Colorado         | .157 | 22  | 70   | 6   | 11  | 20   | 3   | 0  | 2   | 8   | 0  | 0  | 0  | 6   | 14  | 0  | 0  | .224 | .286 | 2  |
| 2016                | Albuquerque      | .292 | 52  | 185  | 31  | 54  | 110  | 11  | 0  | 15  | 35  | 1  | 2  | 7  | 16  | 43  | 2  | 0  | .367 | .595 | 0  |
|                     | Colorado         | .235 | 24  | 68   | 7   | 16  | 25   | 6   | 0  | 1   | 6   | 0  | 1  | 0  | 6   | 22  | 0  | 0  | .293 | .268 | 1  |
| 2017                | Albuquerque      | .281 | 36  | 128  | 24  | 36  | 79   | 9   | 2  | 10  | 26  | 0  | 2  | 1  | 13  | 22  | 0  | 1  | .347 | .617 | 3  |
|                     | Colorado         | .206 | 22  | 68   | 5   | 14  | 24   | 7   | 0  | 1   | 6   | 1  | 0  | 1  | 4   | 24  | 0  | 0  | .260 | .353 | 0  |
|                     | Oakland          | .159 | 19  | 44   | 5   | 7   | 11   | 1   | 0  | 1   | 3   | 0  | 0  | 0  | 8   | 12  | 0  | 0  | .288 | .250 | 1  |
| 2018                | Nashville        | .208 | 22  | 72   | 8   | 15  | 24   | 3   | 0  | 2   | 9   | 0  | 2  | 1  | 5   | 10  | 0  | 0  | .263 | .333 | 1  |
|                     | Charlotte        | .252 | 45  | 139  | 19  | 35  | 65   | 9   | 0  | 7   | 22  | 0  | 1  | 3  | 16  | 38  | 0  | 2  | .340 | .468 | 5  |
|                     | Chicago (AL)     | .500 | 1   | 2    | 0   | 1   | 1    | 0   | 0  | 0   | 1   | 0  | 0  | 0  | 1   | 0   | 0  | 0  | .667 | .500 | 1  |
| 2019                | Salt Lake        | .229 | 26  | 83   | 16  | 19  | 45   | 8   | 0  | 6   | 13  | 0  | 0  | 4  | 11  | 28  | 0  | 0  | .347 | .542 | 2  |
|                     | Las Vegas        | .308 | 8   | 26   | 2   | 8   | 15   | 2   | 1  | 1   | 3   | 0  | 1  | 1  | 3   | 9   | 0  | 0  | .387 | .577 | 0  |
|                     | Los Angeles (AL) | .232 | 28  | 69   | 11  | 16  | 25   | 3   | 0  | 2   | 7   | 0  | 0  | 4  | 8   | 18  | 0  | 0  | .346 | .362 | 1  |
|                     | Oakland          | .294 | 7   | 17   | 3   | 5   | 10   | 2   | 0  | 1   | 7   | 0  | 0  | 0  | 2   | 4   | 0  | 0  | .368 | .588 | 0  |
| 2020                | Houston          | .158 | 17  | 38   | 4   | 6   | 11   | 0   | 1  | 1   | 4   | 2  | 0  | 0  | 6   | 15  | 0  | 0  | .273 | .289 | 4  |
| MINOR LEAGUE TOTALS |                  | .253 | 707 | 2423 | 353 | 613 | 1113 | 155 | 18 | 103 | 401 | 13 | 29 | 59 | 279 | 455 | 25 | 23 | .341 | .459 | 57 |
| AL TOTALS           |                  | .206 | 72  | 170  | 23  | 35  | 58   | 6   | 1  | 5   | 22  | 2  | 0  | 4  | 25  | 49  | 0  | 0  | .322 | .341 | 7  |
| NL TOTALS           |                  | .199 | 68  | 206  | 18  | 41  | 69   | 16  | 0  | 4   | 20  | 1  | 1  | 1  | 16  | 60  | 0  | 0  | .259 | .335 | 3  |
| MAJOR LEAGUE TOTALS |                  | .202 | 140 | 376  | 41  | 76  | 127  | 22  | 1  | 9   | 42  | 3  | 1  | 5  | 41  | 109 | 0  | 0  | .288 | .338 | 10 |

## CAREER FIELDING

|            | G   | TC  | PO  | A  | E  | DP | PCT  |
|------------|-----|-----|-----|----|----|----|------|
| Catcher    | 137 | 954 | 882 | 62 | 10 | 3  | .990 |
| First Base | 1   | 0   | 0   | 0  | 0  | 0  | ---  |



## IN-DEPTH CATCHING STATISTICS

|        | G   | SB | CS | CS%  | PB | SLAA   | FrmRAA |
|--------|-----|----|----|------|----|--------|--------|
| 2015   | 22  | 5  | 5  | 50.0 | 1  | -64.39 | -7.90  |
| 2016   | 23  | 10 | 6  | 37.5 | 0  | -21.73 | -2.66  |
| 2017   | 40  | 9  | 6  | 40.0 | 8  | 6.50   | 0.83   |
| 2018   | 1   | 1  | 0  | 0.0  | 0  | -0.52  | -0.07  |
| 2019   | 34  | 15 | 7  | 31.8 | 1  | 5.54   | 0.72   |
| 2020   | 17  | 14 | 3  | 17.6 | 1  | 2.00   | 0.34   |
| Totals | 137 | 54 | 27 | 33.3 | 11 | -72.61 | -8.75  |

## CAREER HIGHS

**Hits:** 2 (16 times) - last, July 21, 2019 at Seattle  
**Home Runs:** 1 (nine times) - last, August 25, 2020 vs. Los Angeles (AL)  
**RBI:** 3 (twice) - last, August 6, 2019 at Chicago (NL)  
**Stolen Bases:** No Major League stolen bases  
**Hitting Streak:** 4 - October 4, 2015-April 24, 2016



# 28 NIKO GOODRUM

HT: 6-3 WT: 198 BT: S TH: R BORN: 2/28/1992 IN ATLANTA, GA

## INFILDER/OUTFIELDER

Opening Day Age: 29 Residence: Stockbridge, GA  
 Major League Service: 3.031 Signed Through: 2021  
 How Obtained: Signed by the Tigers as a Minor League free agent on November 14, 2017

## SEASON HIGHLIGHTS

Played in 43 games with the Tigers in 2020, posting a .184/.263/.335 slashline with seven doubles, five home runs and 20 RBI...spent time on the injured list between September 5-15 with a strained right oblique.

- Following the season he was named a finalist for the Gold Glove award for American League shortstops... among AL shortstops with at least 250 innings played this season he ranked second with a 9.8 UZR/150, and third with a 2.2 UZR and .991 fielding percentage (UZR/150 is UZR normalized for number of chances in a season).
- Recorded seven assists on July 25 at Cincinnati, which tied a career high...has posted that total just one other time in his career, coming on July 3, 2019 at Chicago (AL).
- Snapped an 0x15 streak on August 7 at Pittsburgh, pounding a pair of doubles and finishing 2x6 with five RBI...that RBI total tied a single-game career high for the second time (other, May 14, 2019 vs. Cleveland)...the effort came from the leadoff spot, making him one of six players this season in the Major Leagues to have five-or-more RBI in a single game from the leadoff spot.
- Belted the first lead-off homer of his Major League career on August 8 at Pittsburgh.
- Posted multiple hits in three of four games from August 7-10...that stretch included his sixth career game with four-or-more hits on August 10 vs. Chicago (AL) (last, July 14, 2019 at Kansas City)...over that stretch he went 8x24 with four runs scored and five extra-base hits, also knocking seven RBI.

Appeared in more than 100 games for the second consecutive season, seeing time in 112 games in 2019.

- Named the Tigers' winner of the 2019 Heart and Hustle Award by the Major League Baseball Players Alumni Association.
- Saw time at seven different defensive positions during the season, playing 38 games at shortstop, 22 games at second base, 20 games in left field, 18 games at first base, eight games in center field, five games in right field and one game at third base.
- Recorded the first five-hit game and the second multi-homer game of his Major League career on May 31 at Atlanta...became the first Detroit player to have at least five hits, four runs and three RBI in a game since Carlos Peña on May 27, 2004 at Kansas City, while he was the first Tiger to go 5-for-5 with at least two home runs and three extra-base hits since Dmitri Young on May 6, 2003 at Baltimore.
- Had four hits and stole two bases on July 14 at Kansas City...became the first Tigers player to have at least four hits and two stolen bases in a game since Roger Cedeño on August 15, 2001.
- Selected the Tigers Player of the Month for July, hitting .284/.351/.477 with three doubles, one triple, four home runs and 11 RBI in 22 games.
- Sidelined from August 24-September 30 with a left groin strain.



Completed his first full season at the Major League level in **2018**, playing in 131 games.

- Finished the season tied for the lead among American League rookies with three games of four-or-more hits, while he ranked second with 48 extra-base hits, tied for second with 42 walks, third with 29 doubles and 12 stolen bases, fourth with 109 hits, fifth with 55 runs scored and 192 total bases, tied for sixth with 16 home runs, seventh with 53 RBI and tied for seventh with 22 multi-hit games.
- Posted 48 extra-base hits during the season, which were tied for the ninth-most by a rookie in franchise history and the most since Austin Jackson also had 48 extra-base hits in 2010.
- Hit 16 home runs in his rookie season, which were the most by a Tigers rookie since 2003 when Craig Monroe hit 23 and Eric Munson hit 18.
- Named Tigers Rookie of the Year by Detroit Sports Media.
- Hit the first home run of his Major League career on April 5 at Chicago (AL), a two-run shot in the ninth inning off Joakim Soria...also picked up his first Major League stolen base in the same game.
- Belted a pair of home runs for his first career multi-homer game and drove in a career-high five runs on May 14 vs. Cleveland.
- Established a career-high with four hits on July 1 at Toronto...also had four hits on July 7 vs. Texas and August 30 at New York (AL).
- Named the Tigers Player of the Month for July after hitting .286/.316/.505 with 11 runs scored, nine doubles, one triple, three home runs and nine RBI in 23 games.
- Finished the month of September hitting .313/.370/.433 with nine runs scored, three doubles, one triple, one home run and 10 RBI in 18 games.

Spent most of the **2017** season with Triple A Rochester...also saw the first Major League action of his career in September.

- Led Rochester in RBI (66), while he ranked second in games (127) and hits (122) and third in home runs (13).
- Drove in a season-high six RBI on August 19 at Louisville.
- Hit .303/.333/.468 with 19 runs scored, four doubles, one triple, four home runs and 20 RBI in 29 games during August.
- Made his Major League debut on September 2 vs. Kansas City as a defensive replacement at second base and went 0x2.
- Recorded his first Major League hit on September 12 vs. San Diego, an infield single off Cory Mazzoni.

Limited to 55 games in **2016** due to two separate stints on the disabled list.

- Sidelined from April 7-June 23 with a right foot sprain.
- Sidelined from July 26-August 2 with a right hamstring strain.
- Named Southern League Player of the Week for the week ending September 4 after hitting .519/.552/.815 with five runs scored, three doubles, one triple, two home runs and eight RBI in eight games.
- Played in 29 games with Caribes de Anzoategui in the Venezuelan Winter League and hit .284/.354/.431 with 22 runs scored, eight doubles, three triples, one home run and eight RBI.

Split the **2015** season between Single A Fort Myers and Double A Chattanooga.

- Finished the season with 29 stolen bases, which was the third most in the Twins Minor League system.
- Drove in a season-high four runs on August 16 vs. Tennessee.
- Ranked as the 29th-best prospect in the Twins organization by *Baseball America*.

Spent the entire **2014** season with Single A Fort Myers, playing in 122 games.

- Led the Twins Minor League system with 35 stolen bases, while he was seventh with 58 walks.
- Went a perfect 4x4 with three RBI on April 28 vs. Bradenton.
- Hit .306/.366/.447 with 16 runs scored, six doubles, three triples and 15 RBI in 24 games during April.
- Ranked as the No. 26 prospect in the Twins organization and rated as possessing the best infield arm in the Florida State League by *Baseball America*.

Played in 103 games with Single A Cedar Rapids in **2013**.

- Named to the Midwest League midseason All-Star Team.
- Sidelined from June 3-16 with a concussion.
- Batted .319/.429/.447 with 13 runs scored, six doubles and eight RBI in 12 games during June.
- Collected a season-high four hits on July 17 at Lake County.
- Sidelined from August 22-30 with a groin strain.
- Rated as the 26th-best prospect in the Twins Minor League system by *Baseball America*.

Saw time in 58 games with Rookie-level Elizabethton in **2012**.

- Led the Appalachian League with eight triples, while he tied for the league lead with 38 walks.
- Hit for the cycle on June 30 vs. Pulaski, going 4x5 with a season-high four RBI.
- Rated as the No. 19 prospect in the Twins organization by *Baseball America*...also rated as possessing the best infield arm in the Twins system.



Spent the entire **2011** season with Rookie-level Elizabethton, playing in 59 games.

- Hit safely in 13-of-14 games from August 13-28...batted .412/.483/.569 with 14 runs scored, three doubles, one triple, one home run and 10 RBI.
- Ranked as the 19th-best prospect and rated as possessing the best infield arm in the Twins organization by *Baseball America* following the season.

Completed his first season of professional baseball in **2010**, appearing in 36 games with the GCL Twins.

**IN THE COMMUNITY**

- During the 2020 COVID-19 pause between Spring Training and Summer Camp he participated in the "MLB The Show" Player Challenge on-line league, resulting in a \$5,000 donation to the Boys & Girls Club of Southeastern Michigan...also participated in the Boys & Girls Club of Southeastern Michigan's virtual club "takeover" event which raised more than \$320,000.
- In 2020 he played a significant role in the club's efforts in the area of COVID-19 prevention and relief, while continuing to be a leader in other vital spaces such as striving for racial equality, honoring COVID-19 front line heroes and those in need.
- During the 2019 season, visited students at West Hills Middle School to discuss the legacy of Jackie Robinson and highlight a student who was one of the national winners of the Breaking Barriers essay contest
- Purchased and distributed cases of water that were delivered to community partners in both Detroit and Flint in 2018 and 2019

**TRANSACTIONS**

- Selected by Minnesota in the second round of the 2010 MLB Draft out of Fayette County High School (GA)
- On injured list, June 3-16, 2013 (concussion)
- On injured list, August 22-30, 2013 (groin strain)
- On injured list, April 7-June 23, 2016 (right foot sprain)
- On injured list, July 26-August 2, 2016 (right hamstring strain)
- Signed by the Tigers as a Minor League free agent on November 14, 2017
- On injured list, August 24-September 30, 2019 (left groin strain)
- On injured list, September 5-15, 2020 (right oblique strain)

**CARTIER NIKO GOODRUM'S CAREER RECORD**

| Year                | Club         | AVG  | G   | AB   | R   | H   | TB  | 2B  | 3B | HR | RBI | SH | SF | HB | BB  | SO  | SB  | CS | OBP  | SLG  | E   |
|---------------------|--------------|------|-----|------|-----|-----|-----|-----|----|----|-----|----|----|----|-----|-----|-----|----|------|------|-----|
| 2010                | GCL Twins    | .161 | 36  | 118  | 10  | 19  | 23  | 4   | 0  | 0  | 5   | 0  | 1  | 0  | 9   | 34  | 4   | 2  | .219 | .195 | 9   |
| 2011                | Elizabethton | .275 | 59  | 204  | 39  | 56  | 78  | 10  | 3  | 2  | 20  | 0  | 1  | 4  | 21  | 56  | 8   | 1  | .352 | .382 | 25  |
| 2012                | Elizabethton | .242 | 58  | 227  | 38  | 55  | 95  | 12  | 8  | 4  | 38  | 0  | 3  | 1  | 38  | 56  | 6   | 3  | .349 | .419 | 18  |
| 2013                | Cedar Rapids | .260 | 103 | 385  | 62  | 100 | 142 | 22  | 4  | 4  | 45  | 4  | 2  | 4  | 60  | 105 | 20  | 4  | .364 | .369 | 27  |
| 2014                | Fort Myers   | .249 | 122 | 438  | 63  | 109 | 147 | 19  | 5  | 3  | 49  | 2  | 4  | 2  | 58  | 99  | 35  | 4  | .337 | .336 | 24  |
| 2015                | Fort Myers   | .220 | 53  | 205  | 24  | 45  | 70  | 11  | 1  | 4  | 19  | 0  | 1  | 2  | 32  | 59  | 11  | 5  | .329 | .341 | 14  |
|                     | Chattanooga  | .244 | 61  | 209  | 33  | 51  | 82  | 6   | 5  | 5  | 19  | 0  | 1  | 0  | 28  | 51  | 18  | 4  | .332 | .392 | 14  |
| 2016                | Fort Myers   | .280 | 6   | 25   | 3   | 7   | 14  | 4   | 0  | 1  | 5   | 0  | 0  | 0  | 1   | 7   | 1   | 0  | .308 | .560 | 1   |
|                     | Chattanooga  | .275 | 49  | 182  | 25  | 50  | 82  | 10  | 2  | 6  | 28  | 0  | 1  | 2  | 22  | 52  | 8   | 2  | .357 | .451 | 9   |
| 2017                | Rochester    | .265 | 127 | 461  | 71  | 122 | 196 | 25  | 5  | 13 | 66  | 1  | 5  | 2  | 30  | 119 | 11  | 7  | .309 | .425 | 11  |
|                     | Minnesota    | .059 | 11  | 17   | 1   | 1   | 1   | 0   | 0  | 0  | 0   | 0  | 0  | 0  | 1   | 10  | 0   | 0  | .111 | .059 | 0   |
| 2018                | DETROIT      | .245 | 131 | 444  | 55  | 109 | 192 | 29  | 3  | 16 | 53  | 0  | 2  | 4  | 42  | 132 | 12  | 4  | .315 | .432 | 16  |
| 2019                | DETROIT      | .248 | 112 | 423  | 61  | 105 | 178 | 27  | 5  | 12 | 45  | 0  | 2  | 1  | 46  | 138 | 12  | 3  | .322 | .421 | 15  |
| 2020                | DETROIT      | .184 | 43  | 158  | 15  | 29  | 53  | 7   | 1  | 5  | 20  | 0  | 3  | 0  | 18  | 69  | 7   | 1  | .263 | .335 | 2   |
| MINOR LEAGUE TOTALS |              | .250 | 674 | 2454 | 368 | 614 | 929 | 123 | 33 | 42 | 294 | 7  | 19 | 17 | 299 | 638 | 122 | 32 | .333 | .379 | 152 |
| DETROIT TOTALS      |              | .237 | 286 | 1025 | 131 | 243 | 423 | 63  | 9  | 33 | 118 | 0  | 7  | 5  | 106 | 339 | 31  | 8  | .310 | .413 | 33  |
| MAJOR LEAGUE TOTALS |              | .234 | 297 | 1042 | 132 | 244 | 424 | 63  | 9  | 33 | 118 | 0  | 7  | 5  | 107 | 349 | 31  | 8  | .307 | .407 | 33  |

**CAREER MAJOR LEAGUE FIELDING**

|             | G   | TC  | PO  | A   | E  | DP | PCT  |
|-------------|-----|-----|-----|-----|----|----|------|
| First Base  | 55  | 354 | 320 | 29  | 5  | 26 | .986 |
| Second Base | 105 | 379 | 147 | 220 | 12 | 43 | .968 |
| Third Base  | 11  | 27  | 9   | 16  | 2  | 2  | .926 |
| Shortstop   | 81  | 311 | 80  | 220 | 11 | 33 | .965 |
| Outfield    | 52  | 95  | 89  | 3   | 3  | 0  | .968 |

**MAJOR LEAGUE CAREER HIGHS**

- Hits:** 5 - May 31, 2019 at Atlanta
- Home Runs:** 2 (twice) - last, May 31, 2019 at Atlanta
- RBI:** 5 (twice) - last, August 7, 2020 vs. Pittsburgh
- Stolen Bases:** 2 - July 14, 2019 at Kansas City
- Hitting Streak:** 9 - last, September 22, 2018-March 28, 2019



31

**RILEY GREENE****NON-ROSTER  
INVITEE****HT: 6-3 WT: 200 BT: L TH: L BORN: 9/28/2000 IN ORLANDO, FL****OUTFIELDER**

**Opening Day Age:** 20 **Residence:** Oviedo, FL  
**Major League Service:** 0.000 **Signed Through:** 2021  
**How Obtained:** Selected by the Tigers in the first round (fifth overall) of the 2019 MLB Draft

**SEASON HIGHLIGHTS**

Spent the entire **2020** season at the club's Alternate Training Site in Toledo.

- Ranked as the No. 4 prospect in the Tigers organization and the No. 49 prospect overall by *Baseball America*.

Began his professional career in **2019**, seeing time at three different levels of the Tigers Minor League system.

- Had an impressive debut on June 24 vs. the GCL Blue Jays, hitting a pair of home runs and finishing the game 4x5 with a double and five RBI.
- Added a second four-hit game and scored three runs on July 6 vs. the GCL Yankees West.
- Played in 19 games with Single A Connecticut in July, batting .306/.383/.417 with three doubles, one triple, one home run and six RBI.
- Homered and drove in a pair of runs in his first game with Single A West Michigan on August 8 vs. Bowling Green.
- Rated as the second-best prospect in the New York-Penn League by *Baseball America*.

**AMATEUR HIGHLIGHTS**

- Graduated from Hagerty High School, where he was named the Gatorade Florida Baseball Player of the Year and was a finalist for Gatorade National Player of the Year as a senior in 2019.
- Prior to his senior season, was named a preseason first team All-American by Rawlings-Perfect Game.
- In 2018, started all nine games for USA Baseball's 18U National Team at the COPABE U-18 Pan-American Championships, batting .424/.548/.848 and leading the team with three home runs and 20 RBI.
- As a sophomore and junior, Rawlings-Perfect Game named him a first team preseason underclassman All-American, and a high honorable mention preseason underclassman All-American as a freshman.

**TRANSACTIONS**

- Selected by the Tigers in the first round (fifth overall) of the 2019 MLB Draft out of Hagerty HS (FL) (signing scout: R.J. Burgess)

**RILEY ALAN GREENE'S CAREER RECORD**

| Year                       | Club            | AVG         | G         | AB         | R         | H         | TB        | 2B       | 3B       | HR       | RBI       | SH       | SF       | HB       | BB        | SO        | SB       | CS       | OBP         | SLG         | E        |
|----------------------------|-----------------|-------------|-----------|------------|-----------|-----------|-----------|----------|----------|----------|-----------|----------|----------|----------|-----------|-----------|----------|----------|-------------|-------------|----------|
| 2019                       | GCL Tigers West | .351        | 9         | 37         | 9         | 13        | 22        | 3        | 0        | 2        | 8         | 0        | 0        | 1        | 5         | 12        | 0        | 0        | .442        | .595        | 1        |
|                            | Connecticut     | .295        | 24        | 88         | 12        | 26        | 34        | 3        | 1        | 1        | 7         | 0        | 0        | 1        | 11        | 25        | 1        | 0        | .380        | .386        | 1        |
|                            | West Michigan   | .219        | 24        | 96         | 13        | 21        | 33        | 2        | 2        | 2        | 13        | 0        | 3        | 3        | 6         | 26        | 4        | 0        | .278        | .344        | 0        |
| 2020                       | Did Not Play    |             |           |            |           |           |           |          |          |          |           |          |          |          |           |           |          |          |             |             |          |
| <b>MINOR LEAGUE TOTALS</b> |                 | <b>.271</b> | <b>57</b> | <b>221</b> | <b>34</b> | <b>60</b> | <b>89</b> | <b>8</b> | <b>3</b> | <b>5</b> | <b>28</b> | <b>0</b> | <b>3</b> | <b>5</b> | <b>22</b> | <b>63</b> | <b>5</b> | <b>0</b> | <b>.347</b> | <b>.403</b> | <b>2</b> |

**OPENING DAY BLANKINGS**

The Tigers have shut out their opponents nine times on Opening Day in franchise history.

| Date           | Opponent         | Score |
|----------------|------------------|-------|
| April 11, 1907 | vs. Cleveland    | 2-0   |
| April 14, 1909 | vs. Chicago (AL) | 2-0   |
| April 12, 1916 | at Chicago (AL)  | 4-0   |
| April 14, 1936 | at Cleveland     | 3-0   |
| April 15, 1947 | at St. Louis     | 7-0   |
| April 13, 1954 | vs. Baltimore    | 3-0   |
| April 6, 1970  | at Washington    | 5-0   |
| April 5, 2004  | at Toronto       | 7-0   |
| April 6, 2015  | vs. Minnesota    | 4-0   |



17

# GRAYSON GREINER

HT: 6-6 WT: 239 BT: R TH: R BORN: 10/11/1992 IN COLUMBIA, SC

## CATCHER

Opening Day Age: 28

Residence: Columbia, SC

Major League Service: 2.095

Signed Through: 2021

How Obtained: Selected by the Tigers in the third round of the 2014 MLB Draft

### SEASON HIGHLIGHTS

Split the **2020** season between Detroit and the club's alternate training site in Toledo, playing in 18 contests.

- Went 6x51 with eight runs scored, two doubles, three homers and eight RBI for the Tigers on the season...did so in just 18 games after knocking five longballs and 19 RBI in 58 contests in 2019...five of his six hits were for extra bases, and four of those five drove in at least one run.
- Had his first hit of the season on August 12 vs. Chicago (AL), a two-run, game-tying double in the fourth inning...snapped an 0x11 streak to start 2020.
- Belted his first homer of the season on August 23 at Cleveland, a solo shot in the sixth inning...had an exit velocity of 112.1 MPH, which is the highest mark for any batted ball in his career.

Limited to 58 games in **2019** after missing much of the season due to injury.

- Made an Opening Day roster at the Major League level for the first time in his career.
- Hit the first home run of his Major League career on April 19 vs. Chicago (AL), a solo shot in the seventh inning off Ryan Burr.
- Posted a career-long, eight-game hitting streak from April 9-23, hitting .367/.406/.600 with one double, two home runs and six RBI.
- Sidelined from June 14-August 24 with a low back strain.
- Knocked the first triple of his Major League career in the second game of the doubleheader on September 12 vs. New York (AL).
- Finished the season strong, hitting .321/.321/.396 with two doubles, one triple and five RBI over 15 games in September.

Saw the first Major League action of his career in **2018**, appearing in 30 games with the Tigers...also played in 46 games with Triple A Toledo.

- Reached base in all five plate appearances on April 18 vs. Durham, going 4x4 with a double, a RBI and a walk.
- Made his Major League debut on May 5 at Kansas City and recorded a hit in his first at-bat, a single to left field off of Jakob Junis...became the first Tigers player to record a hit in the first at-bat of his first career game since Steven Moya on September 1, 2014 at Cleveland.
- Recorded his first two Major League RBI in the first game of the doubleheader on May 12 vs. Seattle.
- Hit safely in the first four games of his Major League career...became the first Tiger to begin his career with a hit in each of their first four Major League games since Quintin Berry hit safely in his first six games in 2012.
- Drove in a career-high three runs on September 4 at Chicago (AL).
- Went 0x3 in his only game with Leones del Escogido in the Dominican Winter League.
- Ranked as the No. 22 prospect in the Tigers organization by *Baseball America*.

Spent most of the **2017** season at Double A Erie, playing in 98 games for the SeaWolves.

- Ranked fourth among Eastern League catchers with a 37.2 (29-of-78) caught stealing percentage.
- Belted a pair of home runs and drove in a season-high six runs on June 14 vs. Binghamton...also hit two homers on August 18 at Bowie.
- Sidelined from June 28-July 13 with a left thumb sprain.
- Finished the month of July batting .327/.404/.612 with seven runs scored, five doubles, three home runs and seven RBI in 16 games.
- Rated as the No. 20 prospect in the Tigers player development system by *Baseball America*.

Played in 81 games between Single A Lakeland, Double A Erie and Triple A Toledo in **2016**.

- Selected to the Florida State League midseason All-Star Team.
- Named the Tigers Minor League Player of the Month for August after batting .373/.392/.667 with 12 runs scored, five doubles, one triple, five home runs and 12 RBI in 19 games.



## 2021 TIGERS

- Played with the Salt River Rafters in the Arizona Fall League following the season, hitting .205/.286/.364 with seven runs scored, four doubles, one home run and six RBI in 12 games.

Spent the entire **2015** season with Single A Lakeland, playing in 89 games.

- Hit his first home run of the season on May 7 at Dunedin -- also homered on May 23 vs. Bradenton and June 27 vs. Jupiter.
- Sidelined from June 11-22 with a concussion.
- Finished the month of June hitting .316/.395/.447 with five runs scored, two doubles, one home run and five RBI in 12 games.
- Ranked as the 24th-best prospect in the Tigers organization by *Baseball America*.

Selected by the Tigers in the third round of the June **2014** draft and made his professional debut with Single A West Michigan.

- Compiled a nine-game hitting streak from June 21-July 3 -- hit .417/.432/.639 with six runs scored, two doubles, two home runs and seven RBI.
- Sidelined July 30-September 18 with a left wrist sprain.

### AMATEUR HIGHLIGHTS

- Attended the University of South Carolina from **2012-14**.
- Selected as a semifinalist for the Johnny Bench Award during his senior season...also named to the SEC All-Defensive Team.
- Named to the **2013** USA Baseball Collegiate National Team and earned second team All-SEC honors.
- Elected to the Collegiate Baseball Freshman All-America Team, SEC All-Freshman Team and **2012** USA Baseball Collegiate National Team in his first year at South Carolina.

### TRANSACTIONS

- Selected by the Tigers in the third round of the June 2014 draft out of the University of South Carolina (signing scout: Grant Brittain)
- On injured list, July 30-September 18, 2014 (left wrist sprain)
- On injured list, June 11-22, 2015 (concussion)
- On injured list, June 28-July 13, 2017 (left thumb sprain)
- On injured list, June 14-August 24, 2019 (low back strain)

### GRAYSON JAMES GREINER'S CAREER RECORD

| Year                | Club          | AVG  | G   | AB   | R   | H   | TB  | 2B | 3B | HR | RBI | SH | SF | HB | BB  | SO  | SB | CS | OBP  | SLG  | E  |
|---------------------|---------------|------|-----|------|-----|-----|-----|----|----|----|-----|----|----|----|-----|-----|----|----|------|------|----|
| 2014                | West Michigan | .322 | 26  | 90   | 11  | 29  | 40  | 5  | 0  | 2  | 16  | 0  | 2  | 1  | 11  | 18  | 0  | 0  | .394 | .444 | 2  |
| 2015                | Lakeland      | .183 | 89  | 312  | 24  | 57  | 78  | 12 | 0  | 3  | 21  | 1  | 0  | 3  | 27  | 90  | 0  | 0  | .254 | .250 | 8  |
| 2016                | Lakeland      | .312 | 31  | 109  | 14  | 34  | 40  | 6  | 0  | 0  | 12  | 1  | 0  | 1  | 12  | 26  | 0  | 0  | .385 | .367 | 3  |
|                     | Erie          | .288 | 59  | 208  | 20  | 60  | 96  | 9  | 3  | 7  | 30  | 0  | 5  | 2  | 10  | 55  | 1  | 0  | .320 | .462 | 0  |
| 2017                | Toledo        | .000 | 1   | 4    | 0   | 0   | 0   | 0  | 0  | 0  | 0   | 0  | 0  | 0  | 0   | 2   | 0  | 0  | .000 | .000 | 0  |
|                     | Erie          | .241 | 98  | 328  | 34  | 79  | 143 | 20 | 1  | 14 | 42  | 0  | 2  | 3  | 38  | 72  | 0  | 0  | .323 | .436 | 6  |
| 2018                | Toledo        | .143 | 5   | 14   | 0   | 2   | 3   | 1  | 0  | 0  | 2   | 0  | 1  | 0  | 2   | 3   | 0  | 0  | .235 | .214 | 0  |
|                     | DETROIT       | .266 | 46  | 158  | 12  | 42  | 64  | 8  | 1  | 4  | 23  | 0  | 1  | 0  | 21  | 42  | 0  | 0  | .350 | .405 | 1  |
| 2019                | DETROIT       | .219 | 30  | 96   | 9   | 21  | 27  | 6  | 0  | 0  | 12  | 0  | 3  | 0  | 17  | 32  | 0  | 1  | .328 | .281 | 1  |
|                     | Lakeland#     | .000 | 6   | 15   | 2   | 0   | 0   | 0  | 0  | 0  | 0   | 0  | 0  | 1  | 3   | 4   | 1  | 0  | .211 | .000 | 0  |
|                     | Toledo        | .250 | 13  | 48   | 8   | 12  | 19  | 1  | 0  | 2  | 4   | 0  | 0  | 1  | 4   | 16  | 0  | 0  | .321 | .396 | 0  |
| 2020                | DETROIT       | .202 | 58  | 208  | 18  | 42  | 64  | 5  | 1  | 5  | 19  | 1  | 1  | 1  | 13  | 70  | 0  | 0  | .251 | .308 | 5  |
|                     | DETROIT       | .118 | 18  | 51   | 8   | 6   | 17  | 2  | 0  | 3  | 8   | 0  | 0  | 1  | 3   | 20  | 0  | 0  | .182 | .333 | 0  |
| MINOR LEAGUE TOTALS |               | .245 | 374 | 1286 | 125 | 315 | 483 | 62 | 5  | 32 | 150 | 2  | 11 | 12 | 128 | 328 | 2  | 0  | .317 | .376 | 20 |
| MAJOR LEAGUE TOTALS |               | .194 | 106 | 355  | 35  | 69  | 108 | 13 | 1  | 8  | 39  | 1  | 4  | 2  | 33  | 122 | 0  | 1  | .264 | .304 | 6  |

### MAJOR LEAGUE CAREER FIELDING

|         | G   | TC  | PO  | A  | E | DP | PCT  |
|---------|-----|-----|-----|----|---|----|------|
| Catcher | 106 | 895 | 850 | 39 | 6 | 3  | .993 |

### IN-DEPTH MAJOR LEAGUE CATCHING STATISTICS

| Year   | G   | SB | CS | CS%  | PB | SLAA  | FrmRAA |
|--------|-----|----|----|------|----|-------|--------|
| 2018   | 30  | 17 | 5  | 22.7 | 3  | 4.24  | 0.55   |
| 2019   | 58  | 38 | 13 | 25.5 | 4  | -3.16 | -0.25  |
| 2020   | 18  | 8  | 2  | 20.0 | 2  | -7.29 | -0.90  |
| Totals | 106 | 63 | 20 | 24.1 | 9  | -6.20 | -0.60  |

### MAJOR LEAGUE CAREER HIGHS

**Hits:** 3 (four times) - last, September 15, 2019 vs. Baltimore

**Home Runs:** 1 (eight times) - last, September 6, 2020 at Minnesota

**RBI:** 3 - September 4, 2018 at Chicago (AL)

**Stolen Bases:** No Major League stolen bases

**Hitting Streak:** 8 - April 9-23, 2019





8

# ROBBIE GROSSMAN

HT: 6-0 WT: 216 BT: S TH: L BORN: 9/16/1989 IN SAN DIEGO, CA

## OUTFIELDER

Opening Day Age: 31

Residence: Cypress, TX

Major League Service: 6.060

Signed Through: 2022

How Obtained: Signed by the Tigers as a free agent on January 5, 2021

### SEASON HIGHLIGHTS

Played in 51 games with Oakland in 2020.

- Did not commit an error in 47 games and 87 total chances in the outfield, extending his errorless streak to 231 games dating back to June 13, 2018 at Detroit...his streak is the second longest active errorless streak by an outfielder, trailing only Tyler Naquin, who has not committed an error in 281 consecutive games.
- Established a career best with a .482 slugging percentage, while his .826 OPS was his second-best output behind his .828 mark in 2016.
- Recorded the first multi-homer game of his big league career on September 26 at Seattle.
- Appeared in six games during Oakland's playoff run...went 3x10 with two runs scored and two doubles in four games in the American League Division Series vs. Houston.

Completed his first season with the Athletics in 2019, setting a career high with 138 games played and three triples, while matching his career best with nine stolen bases.

- Excelled in pinch-hit situations, leading American League pinch hitters with seven RBI, which was tied for the most by an A's pinch hitter over the last 21 years, behind only Matt Stairs, who had eight RBI in 1998.
- Did not commit an error in 129 games in the outfield and his 228 total chances were the second most in the Majors among outfielders with no errors, trailing only Max Kepler, who had 281 total chances without an error, and the third most chances in Athletics history behind Stan Javier (335 in 1995) and Coco Crisp (309 in 2013).
- Belted his first career pinch-hit homer on April 26 at Toronto.
- Recorded his third career four-hit game on June 5 at Los Angeles (AL), his first since September 18, 2016 at New York (NL).
- Picked up the 500th hit of his Major League career on June 10 at Tampa Bay, a ninth inning RBI single off Chaz Roe.
- Started in left field in the American League Wild Card Game vs. Tampa Bay and went 2x4.

Set career highs in hits (108), doubles (27) and RBI (48) in 2018 with Minnesota.

- Finished the season with a .367 on-base percentage, which ranked 10th among American League players with at least 450 plate appearances.
- Hit his first career grand slam and matched his career high with four RBI on July 2 at Milwaukee.
- On injured list from August 6-19 with a right hamstring strain.
- Finished the season strong, hitting .319/.444/.447 with nine doubles, one home run and 11 RBI in 28 games...was tied for the American League lead with 22 walks during the month while he was sixth in on-base percentage.

Appeared in 119 games with the Twins in 2017.

- Posted a .379 on-base percentage prior to the All-Star break, which ranked tied for seventh in the American League among hitters with at least 280 plate appearances
- Reached base safely in 14 consecutive games from April 9-26, hitting .311/.456/.444 with three doubles, one home run and seven RBI.
- Sidelined from August 18-September 5 with a left thumb fracture.
- Started at designated hitter in the AL Wild Card Game vs. New York (AL) and went 0x4.

Began the 2016 season in the Cleveland Indians organization, before signing with Minnesota on May 17.

- Batted .344 (43x125) against lefthanded pitchers, which ranked third in the American League and tied for sixth in the Majors among hitters with at least 100 at-bats vs. southpaws...had an .828 OPS, which was fourth among AL switch-hitters (min. 300 at-bats).
- Reached base safely in each of his first nine games with the Twins and in 26 of his first 27 from May 20-June 17...hit .301/.435/.559 with nine doubles, five home runs and 15 RBI.



## 2021 TIGERS

- Drew 23 walks in June, which was tied for the AL lead and tied for second in all of baseball.
- Set a season high and tied his career high with four hits on September 18 at New York (NL).
- Finished the month of September batting .339/.409/.492 with three doubles, two home runs and six RBI.

Spent most of the **2015** season with Triple A Fresno in the Houston Astros organization.

- Hit .281 with a double and three RBI in nine games during the Pacific Coast League playoffs, helping Fresno to the Triple A championship, defeating Columbus, 7-0, in the finals.

Made an Opening Day roster for the first time in his career in **2014** with the Astros.

- Had a 13.0 percent walk rate, which ranked fifth in the American League among qualified hitters.
- Established a career high with four hits with a double, homer and two RBI on July 9 at Texas.
- Closed the season with a 10-game hitting streak from September 18-28, hitting .342/.432/.368 with one double.
- Finished the month of September batting .307/.367/.386 with five doubles, a triple, six RBI and 10 runs scored.

Saw the first Major League action of his career in **2013** with Houston.

- Made his big league debut on April 24 vs. Seattle, going 2x5 with a run scored and two doubles...became just the second player in franchise history to hit two doubles in his Major League debut, joining James Mouton on April 4, 1994.
- Was a perfect 5x5 with a triple and a RBI for Triple A Oklahoma City on July 20 at Memphis.
- Belted his first Major League home run on July 31 at Baltimore.
- Recorded a career-long, 14-game hitting streak from August 13-27, batting .365/.369/.492 with five doubles, one home run and nine RBI...was Houston's longest hitting streak of the season and was the second-longest streak by an American League rookie, behind only José Iglesias' 18-game streak.
- Suffered a strained right oblique on September 3 vs. Minnesota and missed the final 24 games of the season.
- Ranked as the No. 17 prospect in the Astros organization by *Baseball America*.

Began the **2012** season with the Pittsburgh Pirates organization before being acquired by Houston on July 24.

- Posted a 13-game hitting streak with Double A Altoona from June 16-29, hitting .380/.508/.660 with five doubles, three home runs and 10 RBI.
- Hit .333/.456/.431 with three doubles, two triples, one home run and 10 RBI in 29 games during July between Altoona and Double A Corpus Christi.
- Ranked as the eighth-best prospect in the Pirates system by *Baseball America* and rated as possessing the best strike zone discipline in the Pirates organization and the Eastern League.

Earned Pirates Minor League Player of the Year honors in **2011** after leading all of the Minor Leagues with 127 runs scored and 104 walks.

- Became the first Minor League player since Nick Swisher in 2004 to score at least 100 runs and draw at least 100 walks...his 127 runs scored were the most by any Minor League player since 2005.
- Selected to the Florida State League postseason All-Star Team and was named a Pirates organization All-Star by MiLB.com.
- Ranked tied for fifth in the FSL with 34 doubles and 144 hits.
- Reached base safely in a FSL-best 42 straight games from July 3-August 18...slashed .312/.436/.503 with 10 doubles, a triple, six home runs and 25 RBI in that span.
- Played for Mesa in the Arizona Fall League following the season, hitting .375/.472/.625 with five doubles, seven home runs and 22 RBI in 26 games...played in the AFL Rising Stars Game and was named to the AFL All-Prospect Team.
- Ranked as the No. 25 prospect in the Pirates organization and rated as possessing the best strike zone discipline in the Florida State League by *Baseball America*.

Spent the entire **2010** season with Single A Bradenton, appearing in 125 games.

- Ranked second in the Florida State League with 66 walks and tied for third with 84 runs scored.
- Finished a home run shy of the cycle on June 28 vs. Fort Myers, finishing the game 4x6 with a double, a triple and four RBI.
- Went 3x10 with two walks and a RBI in three postseason games.
- Rated as the 18th-best prospect in the Pirates organization by *Baseball America*.

Played in 116 games with Single A West Virginia in **2009**.

- Ranked second in the South Atlantic League with 83 walks and third with 83 runs scored.
- Had a 28-game streak of reaching base safely from June 6-July 13, hitting .293/.388/.448 with five doubles, two triples, three home runs and 19 RBI.
- Went 5x6 with a double, a triple and five RBI on June 18 at Hickory.
- Ranked as the No. 10 prospect in the Pirates organization by *Baseball America*.

Began his professional career in **2008**, playing in five games with the GCL Pirates.



## AMATEUR HIGHLIGHTS

- Graduated from Cy-Fair High School, where he was a Rawlings first team All-American in 2008 and a member of the USA Baseball Junior National Team in 2007.

## TRANSACTIONS

- Selected by Pittsburgh in the sixth round of the 2008 MLB Draft out of Cy-Fair High School (TX)
- On suspended list, May 5-8, 2009
- Acquired by Houston along with Wandy Rodriguez from Pittsburgh in exchange for Colton Cain and Rudy Owens on July 24, 2012
- Signed by Cleveland as a Minor League free agent on December 15, 2015
- Signed by Minnesota as a Minor League free agent on May 17, 2016
- On injured list, August 18-September 5, 2017 (left thumb fracture)
- On injured list, August 6-19, 2018 (right hamstring strain)
- Signed by Oakland as a free agent on February 15, 2019
- Signed by the Tigers as a free agent on January 5, 2021

## ROBERT (ROBBIE) EDWARD GROSSMAN'S CAREER RECORD

| Year                | Club           | AVG  | G   | AB   | R   | H   | TB   | 2B  | 3B | HR | RBI | SH | SF | HB | BB  | SO  | SB  | CS | OBP  | SLG  | E  |
|---------------------|----------------|------|-----|------|-----|-----|------|-----|----|----|-----|----|----|----|-----|-----|-----|----|------|------|----|
| 2008                | GCL Pirates    | .188 | 5   | 16   | 3   | 4   | 1    | 0   | 0  | 1  | 0   | 0  | 0  | 1  | 4   | 7   | 1   | 0  | .381 | .250 | 0  |
| 2009                | West Virginia  | .266 | 116 | 451  | 83  | 120 | 160  | 21  | 2  | 5  | 42  | 7  | 0  | 2  | 75  | 164 | 35  | 12 | .373 | .355 | 5  |
| 2010                | Bradenton      | .245 | 125 | 470  | 84  | 115 | 162  | 29  | 3  | 4  | 50  | 12 | 6  | 8  | 66  | 118 | 15  | 8  | .344 | .345 | 5  |
| 2011                | Bradenton      | .294 | 134 | 490  | 127 | 144 | 221  | 34  | 2  | 13 | 56  | 9  | 7  | 6  | 104 | 111 | 24  | 10 | .418 | .451 | 7  |
| 2012                | Altoona        | .266 | 95  | 350  | 59  | 93  | 142  | 20  | 4  | 7  | 36  | 4  | 0  | 4  | 59  | 78  | 9   | 10 | .378 | .406 | 2  |
|                     | Corpus Christi | .267 | 36  | 135  | 22  | 36  | 57   | 8   | 2  | 3  | 11  | 1  | 1  | 5  | 18  | 43  | 4   | 1  | .371 | .422 | 1  |
| 2013                | Oklahoma City  | .281 | 70  | 253  | 42  | 71  | 92   | 11  | 2  | 2  | 20  | 7  | 1  | 1  | 48  | 66  | 15  | 8  | .396 | .364 | 2  |
|                     | Houston        | .268 | 63  | 257  | 29  | 69  | 95   | 14  | 0  | 4  | 21  | 5  | 1  | 2  | 23  | 70  | 6   | 7  | .332 | .370 | 3  |
| 2014                | Oklahoma City  | .337 | 44  | 175  | 30  | 59  | 87   | 16  | 0  | 4  | 15  | 0  | 0  | 2  | 22  | 38  | 10  | 8  | .417 | .497 | 0  |
|                     | Houston        | .233 | 103 | 360  | 42  | 84  | 120  | 14  | 2  | 6  | 37  | 3  | 2  | 2  | 55  | 105 | 9   | 3  | .337 | .333 | 3  |
| 2015                | Fresno         | .254 | 93  | 347  | 54  | 88  | 121  | 16  | 1  | 5  | 37  | 1  | 4  | 1  | 55  | 85  | 14  | 8  | .354 | .349 | 0  |
|                     | Houston        | .143 | 24  | 49   | 7   | 7   | 12   | 2   | 0  | 1  | 5   | 0  | 0  | 0  | 5   | 17  | 0   | 0  | .222 | .245 | 0  |
| 2016                | Columbus       | .256 | 34  | 117  | 14  | 30  | 53   | 5   | 0  | 6  | 13  | 1  | 0  | 0  | 21  | 25  | 3   | 1  | .370 | .453 | 0  |
|                     | Rochester      | .250 | 1   | 4    | 1   | 1   | 1    | 0   | 0  | 0  | 1   | 0  | 0  | 0  | 1   | 1   | 0   | 0  | .250 | .250 | 0  |
|                     | Minnesota      | .280 | 99  | 332  | 49  | 93  | 147  | 19  | 1  | 11 | 37  | 0  | 0  | 2  | 55  | 96  | 2   | 3  | .386 | .443 | 8  |
| 2017                | Rochester      | .143 | 2   | 7    | 2   | 1   | 1    | 0   | 0  | 0  | 1   | 0  | 0  | 0  | 2   | 2   | 0   | 0  | .333 | .143 | 0  |
|                     | Minnesota      | .246 | 119 | 382  | 62  | 94  | 145  | 22  | 1  | 9  | 45  | 2  | 2  | 3  | 67  | 79  | 3   | 1  | .361 | .380 | 4  |
| 2018                | Rochester#     | .455 | 3   | 11   | 1   | 5   | 6    | 1   | 0  | 0  | 3   | 0  | 1  | 0  | 1   | 1   | 0   | 0  | .462 | .545 | 0  |
|                     | Minnesota      | .273 | 129 | 396  | 50  | 108 | 152  | 27  | 1  | 5  | 48  | 2  | 5  | 2  | 60  | 83  | 0   | 1  | .367 | .384 | 3  |
| 2019                | Oakland        | .240 | 138 | 420  | 57  | 101 | 146  | 21  | 3  | 6  | 38  | 0  | 2  | 1  | 59  | 86  | 9   | 4  | .334 | .348 | 0  |
| 2020                | Oakland        | .241 | 51  | 166  | 23  | 40  | 80   | 12  | 2  | 8  | 23  | 0  | 0  | 5  | 21  | 38  | 8   | 1  | .344 | .482 | 0  |
| MINOR LEAGUE TOTALS |                | .271 | 758 | 2826 | 522 | 766 | 1107 | 162 | 16 | 49 | 286 | 42 | 20 | 30 | 475 | 739 | 131 | 66 | .379 | .392 | 22 |
| MAJOR LEAGUE TOTALS |                | .252 | 726 | 2362 | 319 | 596 | 897  | 131 | 10 | 50 | 254 | 12 | 12 | 17 | 345 | 574 | 37  | 20 | .350 | .380 | 21 |

## CAREER FIELDING

|          | G   | TC   | PO  | A  | E  | DP | PCT  |
|----------|-----|------|-----|----|----|----|------|
| Outfield | 571 | 1012 | 972 | 19 | 21 | 2  | .979 |

## CAREER HIGHS

**Hits:** 4 (three times) - last, June 5, 2019 at Los Angeles (AL)

**Home Runs:** 2 - September 26, 2020 at Seattle

**RBI:** 4 (twice) - last, July 2, 2018 at Milwaukee

**Stolen Bases:** 2 (four times) - last, September 14, 2020 at Seattle

**Hitting Streak:** 14 - August 13-27, 2013

## TIGERS HITTING A GRAND SLAM FOR FIRST MAJOR LEAGUE HOME RUN

Brennan Boesch became the 11th player in Tigers history to hit a grand slam for his first Major League home run. The following is a list of all 11 players to accomplish the feat.

| Player         | Date              | Opponent             |
|----------------|-------------------|----------------------|
| Donie Bush     | May 17, 1910      | at Boston            |
| Eddie Onslow   | August 22, 1912   | at Washington        |
| Bob Jones      | August 29, 1919   | at St. Louis         |
| Frank Croucher | June 10, 1939     | vs. Washington       |
| Al Unser       | May 31, 1944      | vs. New York (AL)    |
| Zeb Eaton      | July 15, 1945     | at New York (AL)     |
| Saul Rogovin   | July 23, 1950     | at New York (AL)     |
| Rick Peters    | May 27, 1980      | at New York (AL)     |
| Milt Cuyler    | May 19, 1991      | vs. Minnesota        |
| Cody Ross      | September 2, 2003 | vs. Cleveland        |
| Brennan Boesch | April 30, 2010    | vs. Los Angeles (AL) |

Courtesy David Vincent



13

ERIC  
HAASENON-ROSTER  
INVITEE

HT: 5-10 WT: 210 BT: R TH: R BORN: 12/18/1992 IN DETROIT, MI

## CATCHER

Opening Day Age: 28

Residence: Livonia, MI

Major League Service: 0.099

Signed Through: 2021

How Obtained: Acquired by the Tigers from Cleveland in exchange for cash considerations on January 8, 2020

## SEASON HIGHLIGHTS

Saw his first action with the Tigers in **2020**, going 3x17 in seven games and driving in a pair of runs.

- Was recalled from the alternate training site on September 15, and made his Tigers debut the next day vs. Kansas City.
- Notched his first hit as a Tiger in the fourth inning on September 19 vs. Cleveland, followed by his first RBI to tie the game in the eighth...went 2x4 with a RBI and a run scored.

Established a career high with 28 home runs in **2019** with Triple A Columbus...also saw time at the Major League level for the second straight season, appearing in 10 games with Cleveland.

- Selected to the International League midseason and postseason All-Star Team and was named a Cleveland organization All-Star by MiLB.com...tabbed the IL's Top Star at the Triple A All-Star Game.
- Ranked tied for fifth in the IL in home runs, while he was 10th with a .517 slugging percentage.
- Threw out 41.7% (30-of-72) base stealers at Columbus...finished the year tied for the IL lead with 30 runners caught stealing.
- Had a pair of multi-homer games during the season, hitting two home runs on June 7 vs. Norfolk and July 5 vs. Louisville.
- Hit .304/.402/.620 with five doubles, one triple, six home runs and 15 RBI in 24 games during June.
- Belted the first home run of his Major League career on September 28 at Washington, connecting for a three-run shot off Patrick Corbin.
- Ranked as the 25th-best prospect and was rated as the best defensive catcher in the Indians organization by *Baseball America*.

Appeared in a career-high 120 games with Triple A Columbus in **2018**...also saw the first Major League action of his career, playing in nine games with the Indians.

- Named to the International League midseason All-Star Team and was selected a Cleveland organization All-Star by MiLB.com.
- Ranked tied for fourth in the International League with 47 extra-base hits, while he was fifth with 20 home runs, seventh with 71 RBI and tied for ninth with 192 total bases.
- Threw out 48.5% (33-of-68) of baserunners attempting to steal while with Columbus.
- Hit a pair of home runs and drove in a season-high six runs on June 30 vs. Indianapolis...also had multi-homer games on August 16 vs. Syracuse and August 28 vs. Louisville.
- Earned International League Player of the Week honors in back-to-back weeks in July...for the week ending July 8, he hit .346/.379/.731 with four doubles, two home runs and eight RBI, while he batted .471/.474/1.118 with two doubles, three home runs and 11 RBI for the week ending July 15.
- Made his Major League debut on September 2 vs. Tampa Bay, entering as a defensive replacement in the eighth inning.
- Picked up the first hit of his big league career on September 16 vs. Detroit, an RBI single in the fourth inning off of Francisco Liriano.
- Rated as the No. 31 prospect in the Indians organization by *Baseball America*.

Played in 95 games with Double A Akron in **2017**.

- Selected to the Eastern League postseason All-Star Team.
- Ranked second in the Eastern League with a .574 slugging percentage and .923 OPS, while he was third with 26 home runs...led the Indians system in slugging percentage, while he was third in homers and OPS.
- Established an Akron single-season record with 15 home runs at home.
- Named Eastern League Player of the Week for the week ending July 9, after hitting .400/.423/1.040 with two doubles, one triple, four home runs and seven RBI...had a pair of multi-homer games during the week.
- Hit safely in 11 consecutive games from June 27-July 13, batting .400/.426/.867 with four doubles, one triple, five home runs and nine RBI.



- Recorded his third two-homer game of the season on August 9 vs. New Hampshire.
- Was called up to Triple A Columbus at the end of the season, appearing in two games.
- Played in three games with Leones del Escogido in the Dominican Winter League after the season, and went 0x10 with a RBI.

Limited to 63 games with Double A Akron in **2016** due to two separate stints on the injured list.

- Sidelined from April 7-29 with a left ankle sprain.
- Placed on the injured list from July 1-14 with a right groin strain.
- Belted a pair of home runs and went 4x5 with a double and three RBI on August 20 at Bowie.
- Named the Most Valuable Player of the Eastern League playoffs after hitting .280/.400/.520 with three doubles, one home run and seven RBI in seven games...sent Akron to the EL championship with a walk-off RBI single in the 10th inning of Game 4 of the EL semifinals.
- Played in five games with Mesa in the Arizona Fall League, hitting .278/.316/.444 with three doubles.

Spent the entire **2015** season with Single A Lynchburg.

- Tabbed an Indians organization All-Star by MiLB.com.
- Ranked fifth in the Carolina League with seven triples, while he was tied for sixth with 42 extra-base hits and 10th with 26 doubles.
- Batted .345/.424/.603 with six doubles, three triples, one home run and eight RBI in 16 games during August.

Named to the Midwest League midseason All-Star Team in **2014** with Single A Lake County...also appeared in 16 games with Single A Carolina.

- Selected an Indians organization All-Star by MiLB.com.
- Led Lake County with a .514 slugging percentage, while he was second with 16 home runs.
- Placed on temporarily inactive list from May 20-25.
- Hit .315/.351/.397 with three doubles, one home run and six RBI in 18 games during July.

Played in 104 games with Single A Lake County in **2013**.

- Named an Indians organization All-Star by MiLB.com.
- Belted a pair of home runs on June 20 at Dayton.
- Finished a triple shy of the cycle on August 19 at Lansing, going 4x5 with a double, a home run and three RBI.
- Appeared in 20 games in August/September, hitting .333/.425/.536 with five doubles, three home runs and 11 RBI.

Spent most of the **2012** season with the AZL Indians.

- Hit the first home run of his professional career on August 8 vs. the AZL Reds...followed that up with a homer in his next game on August 13 at the AZL Diamondbacks.

Drafted by Cleveland in the seventh round of the **2011** MLB Draft and played four games with the AZL Indians.

#### AMATEUR HIGHLIGHTS

- Graduated from Divine Child High School in Dearborn, MI in **2011**, playing on two state championship teams.
- As a senior, was selected Michigan's Mr. Baseball by the Michigan High School Baseball Coaches Association, an annual award given to Michigan's top prep player and was named Division II First-Team All-State by the MHSBCA as a junior and senior.

#### TRANSACTIONS

- Selected by Cleveland in the seventh round of the 2011 MLB Draft out of Divine Child HS (MI)
- On temporarily inactive list, May 20-25, 2014
- On injured list, April 7-29, 2016 (left ankle sprain)
- On injured list, July 1-14, 2016 (right groin strain)
- Acquired by the Tigers from Cleveland in exchange for cash considerations on January 8, 2020

### TRAMMELL AND WHITAKER SET AL RECORD

Former Tigers Alan Trammell and Lou Whitaker, who played together from 1977-95, established an American League record in 1995 with 1,918 appearances as teammates. Trammell and Whitaker, who played shortstop and second base, respectively, broke the old American League mark of 1,914 held by Kansas City third baseman George Brett and second baseman Frank White. The Major League mark for appearances by two players as teammates is 2,015, held by third baseman Ron Santo and outfielder Billy Williams of the Chicago Cubs, who played together from 1960-73.



# 2021 TIGERS

## ERIC MICHAEL HAASE'S CAREER RECORD

| Year                | Club            | AVG  | G   | AB   | R   | H   | TB   | 2B  | 3B | HR  | RBI | SH | SF | HB | BB  | SO  | SB | CS | OBP  | SLG  | E  |
|---------------------|-----------------|------|-----|------|-----|-----|------|-----|----|-----|-----|----|----|----|-----|-----|----|----|------|------|----|
| 2011                | AZL Indians     | .300 | 4   | 10   | 2   | 3   | 3    | 0   | 0  | 0   | 2   | 0  | 0  | 0  | 1   | 1   | 0  | 0  | .364 | .300 | 0  |
| 2012                | AZL Indians     | .282 | 28  | 103  | 16  | 29  | 53   | 11  | 2  | 3   | 22  | 0  | 1  | 0  | 5   | 29  | 1  | 0  | .312 | .515 | 6  |
|                     | Mahoning Valley | .091 | 3   | 11   | 1   | 1   | 1    | 0   | 0  | 0   | 0   | 0  | 0  | 0  | 1   | 4   | 0  | 0  | .167 | .091 | 1  |
| 2013                | Lake County     | .250 | 104 | 376  | 49  | 94  | 165  | 23  | 3  | 14  | 47  | 1  | 2  | 1  | 40  | 117 | 2  | 2  | .322 | .439 | 15 |
| 2014                | Lake County     | .270 | 77  | 296  | 48  | 80  | 152  | 16  | 4  | 16  | 42  | 0  | 1  | 3  | 28  | 84  | 1  | 2  | .338 | .514 | 16 |
|                     | Carolina        | .185 | 16  | 65   | 4   | 12  | 19   | 4   | 0  | 1   | 6   | 0  | 0  | 0  | 5   | 19  | 0  | 1  | .243 | .292 | 1  |
| 2015                | Lynchburg       | .247 | 90  | 320  | 46  | 79  | 146  | 26  | 7  | 9   | 55  | 1  | 2  | 11 | 36  | 114 | 3  | 2  | .341 | .456 | 7  |
| 2016                | Akron           | .208 | 63  | 226  | 28  | 47  | 99   | 14  | 1  | 12  | 33  | 1  | 1  | 1  | 17  | 75  | 0  | 2  | .265 | .438 | 2  |
| 2017                | Akron           | .258 | 95  | 333  | 59  | 86  | 191  | 17  | 5  | 26  | 59  | 0  | 1  | 3  | 44  | 116 | 4  | 2  | .349 | .574 | 6  |
|                     | Columbus        | .333 | 2   | 6    | 1   | 2   | 5    | 0   | 0  | 1   | 2   | 0  | 0  | 1  | 2   | 0   | 0  | 0  | .500 | .833 | 0  |
| 2018                | Columbus        | .236 | 120 | 433  | 54  | 102 | 192  | 24  | 3  | 20  | 71  | 2  | 7  | 4  | 31  | 143 | 3  | 1  | .288 | .443 | 6  |
|                     | Cleveland       | .125 | 9   | 16   | 0   | 2   | 2    | 0   | 0  | 0   | 1   | 0  | 0  | 1  | 0   | 6   | 0  | 0  | .176 | .125 | 1  |
| 2019                | Columbus        | .226 | 102 | 350  | 67  | 79  | 181  | 12  | 3  | 28  | 60  | 1  | 3  | 5  | 42  | 142 | 1  | 1  | .315 | .517 | 9  |
|                     | Cleveland       | .063 | 10  | 16   | 1   | 1   | 4    | 0   | 0  | 1   | 3   | 0  | 0  | 0  | 1   | 8   | 0  | 0  | .118 | .250 | 0  |
| 2020                | DETROIT         | .176 | 7   | 17   | 1   | 3   | 3    | 0   | 0  | 0   | 2   | 0  | 1  | 0  | 1   | 6   | 0  | 0  | .211 | .176 | 1  |
| MINOR LEAGUE TOTALS |                 | .243 | 704 | 2529 | 375 | 614 | 1207 | 147 | 28 | 130 | 399 | 6  | 18 | 29 | 251 | 846 | 15 | 13 | .316 | .477 | 69 |
| DETROIT TOTALS      |                 | .176 | 7   | 17   | 1   | 3   | 3    | 0   | 0  | 0   | 2   | 0  | 1  | 0  | 1   | 6   | 0  | 0  | .211 | .176 | 1  |
| MAJOR LEAGUE TOTALS |                 | .122 | 26  | 49   | 2   | 6   | 9    | 0   | 0  | 1   | 6   | 0  | 1  | 1  | 2   | 20  | 0  | 0  | .170 | .184 | 2  |

## CAREER FIELDING

|         | G  | TC  | PO  | A | E | DP | PCT  |
|---------|----|-----|-----|---|---|----|------|
| Catcher | 22 | 114 | 108 | 4 | 2 | 0  | .982 |

## IN-DEPTH CATCHING STATISTICS

|        | G  | SB | CS | CS%   | PB | SLAA  | FrmRAA |
|--------|----|----|----|-------|----|-------|--------|
| 2018   | 7  | 5  | 0  | 0.0   | 0  | -2.17 | -0.25  |
| 2019   | 8  | 0  | 1  | 100.0 | 1  | -5.01 | -0.64  |
| 2020   | 7  | 9  | 1  | 10.0  | 0  | 0.30  | 0.02   |
| Totals | 22 | 14 | 2  | 12.5  | 1  | -6.88 | -0.87  |

## CAREER HIGHS

**Hits:** 2 - September 19, 2020 vs. Cleveland  
**Home Runs:** 1 - September 28, 2019 at Washington  
**RBI:** 3 - September 28, 2019 at Washington  
**Stolen Bases:** No Major League stolen bases  
**Hitting Streak:** 2 - September 16-23, 2018



# 76

## ZACK HESS

HT: 6-6 WT: 219 BT: R TH: R BORN: 2/25/1997 IN LYNCHBURG, VA

RIGHTEANDED PITCHER

Opening Day Age: 24 Residence: Forrest, VA

Major League Service: 0.000 Signed Through: 2021

How Obtained: Selected by the Tigers in the seventh round of the 2019 MLB Draft

NON-ROSTER INVITEE

## SEASON HIGHLIGHTS

Worked out remotely during the 2020 season as a result of the COVID-19 Pandemic.

- Saw action at three different levels of the Tigers Minor League system in 2019 as he made his professional debut.
- Had 10 saves during the season, including seven with Single A West Michigan.
- Made one outing with GCL Tigers West before being promoted to Rookie-level Connecticut, where he did not allow a run in five outings, throwing 5.2 innings and giving up just one hit, while striking out 10.
- Finished the season with Single A West Michigan, where he had a 1.72 ERA (15.2IP/3ER) and 18 strikeouts in 10 appearances during August.

## AMATEUR HIGHLIGHTS

- Played collegiately at LSU, where he was named a freshman All-American by the NCBWA in 2017.
- Pitched for the U.S. Collegiate National Team in the summer of 2018, allowing no runs on three hits in 9.0 innings with no walks and six strikeouts.
- Graduated from Liberty Christian Academy (VA) and was named a Perfect Game first team All-American in 2016.

## TRANSACTIONS

- Selected by New York (AL) in the 35th round of the 2016 MLB Draft out of Liberty Christian Academy (VA), but did not sign
- Selected by Atlanta in the 34th round of the 2018 MLB Draft out of Louisiana State University, but did not sign
- Selected by the Tigers in the seventh round of the 2019 MLB Draft out of Louisiana State University

## ZACHARY (ZACK) TYLER HESS' CAREER RECORD

| Year                | Club            | W-L | ERA   | G  | GS | CG | SHO | SV | IP   | H  | TBF | R  | ER | HR | HB | BB | SO | WP | BK | AVG  |
|---------------------|-----------------|-----|-------|----|----|----|-----|----|------|----|-----|----|----|----|----|----|----|----|----|------|
| 2019                | GCL Tigers West | 1-0 | 18.00 | 1  | 0  | 0  | 0   | 0  | 1.0  | 1  | 5   | 2  | 2  | 0  | 0  | 2  | 1  | 0  | 0  | .333 |
|                     | Connecticut     | 0-0 | 0.00  | 5  | 0  | 0  | 0   | 3  | 5.2  | 1  | 21  | 0  | 0  | 0  | 0  | 3  | 10 | 0  | 0  | .056 |
|                     | West Michigan   | 0-1 | 2.57  | 16 | 0  | 0  | 0   | 7  | 21.0 | 15 | 90  | 10 | 6  | 2  | 0  | 11 | 22 | 3  | 0  | .197 |
| 2020                | Did Not Pitch   |     |       |    |    |    |     |    |      |    |     |    |    |    |    |    |    |    |    |      |
| MINOR LEAGUE TOTALS |                 | 1-1 | 2.60  | 22 | 0  | 0  | 0   | 10 | 27.2 | 17 | 116 | 12 | 8  | 2  | 0  | 16 | 33 | 3  | 0  | .175 |



# 54

## DEREK HILL

HT: 6-2   WT: 190   BT: R   TH: R   BORN: 12/30/1995 IN DES MOINES, IA

OUTFIELDER

Opening Day Age: 25   Residence: Lakeland, FL

Major League Service: 0.072   Signed Through: 2021

How Obtained: Selected by the Tigers in the first round (23rd overall) of the 2014 MLB Draft

## SEASON HIGHLIGHTS

Made his Major League debut with the Tigers in **2020**, appearing in 15 games.

- Was recalled from the alternate training site on September 2, marking his first appearance on the active roster.
- Played mostly as a defensive replacement and pinch runner, combining to go 1x11 with three runs scored...became the seventh player in franchise history to appear in 15-or-more games during his rookie season and have 11-or-fewer at-bats.
- Made his Major League debut as a defensive replacement on September 4 at Minnesota in game two of the doubleheader, going 0x1 with a strikeout.
- Reached base safely for the first time in his Major League career on September 17 vs. Cleveland, drawing a walk and later coming around to score.
- Picked up the first hit of his big league career on September 26 at Kansas City, a first-inning single off Carlos Hernández.
- Ranked as the No. 22 prospect in the Tigers organization and rated as the best defensive outfielder by *Baseball America*.

Played in a career-high 120 games in **2019** with Double A Erie.

- Established career bests in runs scored (78), hits (114), doubles (19), home runs (14) and RBI (45).
- Finished the season tied for the Eastern League lead in runs scored, while he was seventh in total bases (185) and tied for 10th in triples (5).
- Had a career-high five hits, including a double, with a RBI on August 7 at Portland.
- Played for Mesa in the Arizona Fall League after the season, and hit .254/.323/.475 with four doubles, three home runs and six RBI.
- Rated as the fastest baserunner and the best defensive outfielder in the Tigers player development system by *Baseball America*.

Led the Florida State League with 35 stolen bases in **2018** as he spent the entire season with Single A Lakeland.

- Sidelined from May 5-23 with left knee tendinitis.
- Ranked as the 28th-best prospect in the Tigers organization by *Baseball America*...also rated as the fastest baserunner, best athlete and best defensive outfielder in the system.

Played in just 58 games in **2017** after missing the first half of the season due to an injury.

- Sidelined from April 6-July 12 with a right elbow ulnar collateral ligament injury.
- Had a 10-game hitting streak from August 5-15, batting .390/.458/.610 with three doubles, three triples and six RBI.
- Finished a triple shy of the cycle on August 20 at Bowling Green, going 4x6 with a double, a home run and two RBI.



# 2021 TIGERS

- Ranked as the No. 10 prospect in the Tigers organization by *Baseball America*.

Spent the entire **2016** season with Single A West Michigan.

- Named a Tigers Minor League Gold Glove winner as an outfielder and was selected an organization All-Star by MiLB.com.
- Ranked second in the Midwest League with 35 stolen bases.
- Sidelined from May 8-19 with a concussion.
- Had four hits, including a double and two triples, and drove in two runs on June 29 vs. Bowling Green... added a second four-hit game on July 22 vs. Peoria.
- Played in 25 games during June, and hit .327/.372/.452 with six doubles, two triples, one home run and nine RBI.
- Sidelined from August 9-September 14 with a right elbow sprain.
- Rated as the 10th-best prospect in the Tigers organization by *Baseball America*.

Limited to 53 games with Single A West Michigan in **2015** due to three separate stints on the injured list.

- Sidelined from April 12-24, June 15-July 1 and July 13-September 24 with a left quadriceps strain.
- Ranked as the No. 3 prospect in the Tigers organization by *Baseball America*.

Combined to play in 47 games between the Rookie-level GCL Tigers and Single A Connecticut in **2014**.

- Hit safely in nine of the first 11 games of his professional career, batting .357/.491/.476 with one double, two triples and five RBI.
- Ranked as the No. 6 prospect in the Gulf Coast League by *Baseball America*.

## AMATEUR HIGHLIGHTS

- Graduated from Elk Grove High School, where he hit .500 (47x94) with 26 runs scored, 11 doubles, seven triples and 30 RBI as a senior...also stole 29 bases and posted a .586 on-base percentage.

## TRANSACTIONS

- Selected by the Tigers in the first round (23rd overall) of the 2014 MLB Draft out of Elk Grove High School (CA) (signing scout: Scott Cerny)
- On injured list, April 12-24, 2015 (left quadriceps strain)
- On injured list, June 15-July 1, 2015 (left quadriceps strain)
- On injured list, July 13-September 24, 2015 (left quadriceps strain)
- On injured list, May 8-19, 2016 (concussion)
- On injured list, August 9-September 14, 2016 (right elbow sprain)
- On injured list, April 6-July 12, 2017 (right elbow ulnar collateral ligament injury)
- On injured list, May 5-23, 2018 (left knee tendinitis)

## DEREK JEROME HILL'S CAREER RECORD

| Year                | Club             | AVG         | G         | AB        | R        | H        | TB       | 2B       | 3B       | HR       | RBI      | SH       | SF       | HB       | BB       | SO       | SB       | CS       | OBP         | SLG         | E        |
|---------------------|------------------|-------------|-----------|-----------|----------|----------|----------|----------|----------|----------|----------|----------|----------|----------|----------|----------|----------|----------|-------------|-------------|----------|
| 2014                | GCL Tigers       | .212        | 28        | 99        | 12       | 21       | 33       | 2        | 2        | 2        | 11       | 1        | 1        | 2        | 16       | 19       | 9        | 1        | .331        | .333        | 2        |
|                     | Connecticut      | .203        | 19        | 74        | 8        | 15       | 18       | 1        | 1        | 0        | 3        | 0        | 0        | 2        | 2        | 26       | 2        | 1        | .244        | .243        | 1        |
| 2015                | West Michigan    | .238        | 53        | 210       | 33       | 50       | 66       | 6        | 5        | 0        | 16       | 2        | 2        | 1        | 20       | 44       | 25       | 7        | .305        | .314        | 3        |
| 2016                | West Michigan    | .266        | 93        | 384       | 66       | 102      | 134      | 17       | 6        | 1        | 31       | 2        | 2        | 3        | 24       | 105      | 35       | 6        | .312        | .349        | 5        |
| 2017                | GCL Tigers West# | .163        | 14        | 49        | 11       | 8        | 14       | 1        | 1        | 1        | 7        | 1        | 1        | 0        | 10       | 15       | 7        | 0        | .300        | .286        | 0        |
|                     | West Michigan    | .285        | 35        | 144       | 28       | 41       | 64       | 8        | 6        | 1        | 21       | 2        | 2        | 4        | 16       | 38       | 12       | 5        | .367        | .444        | 2        |
|                     | Lakeland         | .194        | 9         | 31        | 3        | 6        | 7        | 1        | 0        | 0        | 2        | 1        | 0        | 1        | 5        | 10       | 10       | 0        | .324        | .226        | 0        |
| 2018                | Lakeland         | .239        | 106       | 343       | 45       | 82       | 109      | 9        | 3        | 4        | 33       | 5        | 1        | 1        | 33       | 109      | 35       | 12       | .307        | .318        | 3        |
| 2019                | Erie             | .243        | 120       | 470       | 78       | 114      | 185      | 19       | 5        | 14       | 45       | 5        | 3        | 10       | 38       | 147      | 21       | 13       | .311        | .394        | 3        |
| 2020                | <b>DETROIT</b>   | <b>.091</b> | <b>15</b> | <b>11</b> | <b>3</b> | <b>1</b> | <b>1</b> | <b>0</b> | <b>0</b> | <b>0</b> | <b>0</b> | <b>0</b> | <b>0</b> | <b>1</b> | <b>6</b> | <b>0</b> | <b>0</b> | <b>0</b> | <b>.167</b> | <b>.091</b> | <b>1</b> |
| MINOR LEAGUE TOTALS |                  | .243        | 477       | 1804      | 284      | 439      | 630      | 64       | 29       | 23       | 169      | 19       | 12       | 24       | 164      | 513      | 156      | 45       | .313        | .349        | 19       |
| MAJOR LEAGUE TOTALS |                  | .091        | 15        | 11        | 3        | 1        | 1        | 0        | 0        | 0        | 0        | 0        | 0        | 0        | 1        | 6        | 0        | 0        | .167        | .091        | 1        |

## MAJOR LEAGUE CAREER FIELDING

|          | G  | TC | PO | A | E | DP | PCT  |
|----------|----|----|----|---|---|----|------|
| Outfield | 10 | 10 | 9  | 9 | 1 | 9  | .900 |

## MAJOR LEAGUE CAREER HIGHS

**Hits:** 1 - September 26, 2020 at Kansas City

**Home Runs:** No Major League home runs

**RBI:** No Major League RBI

**Stolen Bases:** No Major League stolen bases

**Hitting Streak:** No Major League hitting streaks







# 49

## DEREK HOLLAND

NON-ROSTER INVITEE

HT: 6-2   WT: 215   BT: S   TH: L   BORN: 10/9/1986 IN NEWARK, OH

LEFTHANDED PITCHER

Opening Day Age: 34   Residence: Irving, TX  
 Major League Service: 11.105   Signed Through: 2021  
 How Obtained: Signed by the Tigers as a Minor League free agent on January 25, 2021

### CAREER HIGHLIGHTS

- Ranks among the Texas Rangers all-time leaders in shutouts (t-5th, 8), starts (8th, 158), strikeouts (8th, 790), wins (9th, 62) and innings pitched (9th, 985.0).
- From 2011-13, ranked among the American League leaders in complete games (t-8th, 6), winning percentage (9th, .644), wins (10th, 38) and starts (t-10th, 92).

### SEASON HIGHLIGHTS

Pitched in 12 games, including five as a starter, with the Pirates in **2020**.

- Made the 300th appearance of his Major League career on August 22 vs. Milwaukee, allowing one run in 5.0 innings and picking up his only win of the season.
- Threw a career-best 5.0 innings of relief on September 2 vs. Chicago (NL).

Split the **2019** season between San Francisco and Chicago (NL), combining for 51 appearances, including eight starts.

- Took the loss in a 5.0-inning complete game on April 20 at Pittsburgh...also singled off Jameson Taillon for his only hit of the season.
- On injured list from April 28-May 8 with a left index finger bone bruise.
- Went 1-0 with a 0.68 ERA (13.1IP/1ER) and 10 strikeouts in 10 relief outings from June 24-July 18.
- Was acquired by Chicago (NL) on July 26 and made his Cubs debut on July 27 vs. Milwaukee, retiring the only batter he faced.
- Sideline from August 24-September 3 with a left wrist contusion.

Led the Giants with 30 starts, 171.1 innings pitched and 169 strikeouts in **2018**.

- Was one of the most improved pitchers in baseball in 2018, improving his ERA by 2.63 from 2017, which was the second-largest improvement in the big leagues, according to Stats, LLC.
- Held lefthanded hitters to a .168 (24x143) batting average, which ranked third in the National League and sixth in the Majors...lefties had a .189 slugging percentage against him, which was the lowest in the Majors.
- Finished the season with 169 strikeouts, which were the fourth-most by a player in his first season with the Giants since 1900 behind Vida Blue (171 strikeouts in 1978), Johnny Cueto (198, 2016) and Sam Jones (209, 1959).
- Recorded the 1,000th strikeout of his Major League career on July 25, 2018 at Seattle (Mitch Haniger).
- Posted impressive numbers over his final 14 appearances (12 starts) of the season from July 25-September 30, compiling a 2-1 record with a 2.86 ERA (69.1IP/22ER) and 64 strikeouts.

Pitched in 29 games, including 26 as a starter, with Chicago (AL) in **2017**.

- Earned his first win of the season on April 12 at Cleveland, allowing just one hit over 6.0 scoreless innings...carried a no-hitter until the sixth inning, when Francisco Lindor led off the frame with a double.
- Faced Texas for the first time in his career on July 1 and took the loss after giving up five runs in 5.1 innings.
- Was released by the White Sox on September 5.

Completed his eighth season with the Rangers in **2016**.

- Started five games in April, posting a 3-1 record with a 2.48 ERA (29.0IP/8ER) and 18 strikeouts.
- On injured list from June 21-August 23 with left shoulder inflammation.
- Collected the first hit of his Major League career on August 23 at Cincinnati, a fifth inning single off Dan Straily.

Limited to 10 starts in **2015** after missing much of the season due to injury.



## 2021 TIGERS

- Sidelined from April 11-August 19 with a left shoulder strain.
- Threw his eighth career shutout on August 30 vs. Baltimore, equaling a career-best with 11 strikeouts and allowing three hits...his 11 strikeouts were the most by a Ranger in a shutout since Nolan Ryan fanned 16 in his 3-0 no-hitter vs. Toronto on May 1, 1991.
- Had consecutive starts of 8.0-or-more innings allowing three hits-or-less and one-or-zero runs on August 30 vs. Baltimore and September 5 at Los Angeles (AL)...became just the fifth Texas pitcher ever to accomplish that, joining Jim Bibby (1973), Charlie Hough (1985), Nolan Ryan (1989) and Martin Perez (2014).
- Started Game 4 of the American League Division Series vs. Toronto, allowing six runs in 2.0 innings and suffering his first career postseason loss.

Spent most of the **2014** season on the injured list, but returned to pitch in six games with the Rangers in September.

- On injured list from March 3-August 30 with a left patella fracture...underwent arthroscopic surgery on January 10 to repair torn cartilage in his left knee suffered in a fall at his home on January 7.
- Became the first pitcher in the modern era to throw at least 7.0 innings with one-or-zero runs allowed and no walks over his first three starts of a season...joined Fergie Jenkins (May 8-June 7, 1979) as the only pitchers in Rangers history with a streak of that kind at any point in a season.
- Picked up the 50th win of his Major League career on September 7 vs. Seattle.
- Selected Rangers Player of the Month for September after posting a 2-0 record with a 1.46 ERA (37.0IP/6ER) and 25 strikeouts...led all American League pitchers (min. 25.0 innings) in ERA.

Established career highs in starts (33), ERA (3.42), innings pitched (213.0) and strikeouts in **2013** with Texas.

- Ranked tied for third in the American League in shutouts (2), while he was eighth in innings pitched, tied for ninth in quality starts (22), 10th in strikeouts and strikeouts per 9.0 innings (8.0).
- His 189 strikeouts were the second-most ever by a Texas southpaw, trailing only C.J. Wilson, who fanned 206 batters in 2011.
- Posted career bests with a 2.95 strikeout-to-walk ratio and an average of 0.85 home runs allowed per 9.0 innings...matched Jon Matlack's (1980) club record with 14 no decisions.
- Recorded three starts of 7.0-or-more innings while allowing two hits-or-less, tied for the most in the AL and the most by a Ranger since Nolan Ryan had four such starts in 1991.
- Struck out 44 batters in May, the second-highest total by a Rangers left hander in any month, trailing only Cliff Lee's 47 strikeouts in August, 2010.
- Tossed a two-hit shutout on June 27 at New York (AL), becoming the first southpaw to blank the Yankees in New York on two hits-or-less since Seattle's Mark Young on June 3, 1983.
- Pitched for Team USA in the World Baseball Classic, starting the win-or-go home matchup vs. Canada on March 10 in Phoenix.

Spent the entire **2012** season with Texas, pitching in 29 games, including 27 starts.

- Held opponents to a .228 road batting average, third-best among American League qualifiers behind Yu Darvish (.209) and Miguel Gonzalez (.214).
- On injured list from June 6-July 7 with left shoulder inflammation.
- Finished the season strong, posting a 5-0 record with a 3.88 ERA over his final 10 starts...worked at least 7.0 innings while allowing two-or-fewer runs over four consecutive starts from September 2-19.

Won a career-high 16 games in **2011** with the Rangers.

- Ranked third in the American League with a .762 winning percentage, while he was tied for fourth with 16 wins, four shutouts and four complete games.
- His 16 victories were the most in Washington/Texas franchise history by any player under the age of 25, while his .762 winning percentage ranked fourth in club history.
- His four shutouts were a Rangers record for a left hander...all four shutouts came in an 11-start span, including three in five starts from July 7-30...had back-to-back shutouts on July 7 vs. Oakland and July 14 at Seattle.
- Was 2-0 with a 3.48 ERA (20.2IP/8ER) over four postseason starts...earned wins in Game 2 of the AL Division Series vs. Tampa Bay and Game 4 of the World Series vs. St. Louis.
- Threw 8.1 scoreless innings with two hits allowed in the Game 4 victory over the Cardinals, becoming the first pitcher to post those numbers in the World Series since Pittsburgh's Nelson Briles (2H/9.0IP) in Game 5 of the 1971 World Series vs. Baltimore...at 25 years and 14 days old, became the third-youngest starter in World Series history with 8.0 scoreless innings on two hits-or-less.

Split the **2010** season between Triple A Oklahoma City and Texas.

- Named Pacific Coast League Pitcher of the Week for the period from April 12-18.
- Allowed two earned runs-or-less in each of his first six starts of the season with Oklahoma City, compiling a 4-1 record with a 0.93 ERA (38.2IP/4ER) and 37 strikeouts.
- Threw 6.0 shutout innings in his season debut for the Rangers on May 12 vs. Oakland.
- Sidelined from May 31-August 1 with left rotator cuff inflammation.



- Made two appearances in each round of the playoffs, recording a 4.76 ERA (11.1IP/6ER)...threw 5.2 scoreless innings to earn the win in Game 4 of the American League Championship Series at New York (AL).

Made his Major League debut in **2009** with Texas, appearing in 33 games, including 21 starts.

- Made his big league debut on April 22 at Toronto, throwing 2.2 scoreless innings and stranding all three runners after entering the game with the bases loaded.
- Earned his first Major League win on May 12 vs. Seattle, throwing 1.2 scoreless innings in relief.
- Set a franchise record for strikeouts by a rookie left hander on July 30 at Seattle, fanning 10 batters in 8.2 innings.
- Recorded a three-hit shutout on August 9 at Los Angeles (AL)...at 22 years and 307 days old, he became the youngest lefty in club history at the time of his first shutout and the youngest to record a shutout since Edwin Correa on May 2, 1986 at New York (AL).
- Ranked as the No. 2 prospect in the Rangers organization and the No. 31 prospect overall by *Baseball America*...also rated as possessing the best changeup and the best control in the Texas Minor League system.

Saw action at three different levels of the Rangers Minor League system in **2008**.

- Selected the Rangers Minor League Pitcher of the Year, leading all Texas Minor Leaguers in ERA and strikeouts, while he was tied for first in wins.
- Named a Midwest League midseason All-Star and to *Baseball America's* Minor League All-Star Team and Low Class-A All Star Team.
- Earned Rangers Minor League Pitcher of the Month honors for June (2-0, 1.63), July (3-1, 1.66) and August (3-0, 2.03).
- Tabbed California League Pitcher of the Week for the period from June 14-20, while he was Texas League Pitcher of the Week for the week of August 11-17.
- Started three games for Double A Frisco in the TL playoffs and went 1-1 with a 0.44 ERA (20.2IP/1ER).
- Ranked as the No. 9 prospect in the Midwest League by *Baseball America*.

Completed his first professional season in **2007** with Single A Spokane.

- Finished second in the Northwest League with 83 strikeouts and fifth with a 3.22 ERA (67.0IP/24ER).
- Led the team in strikeouts, while he was second in innings, tied for second in starts (14) and third in wins (4).
- Averaged 11.15 strikeouts per 9.0 innings and held opponents to a .224 batting average.

#### IN THE COMMUNITY

- In early 2015, launched the 60 Feet 6 Foundation, a non-profit organization founded to help raise awareness and continue to fight against leukemia, specifically pediatric forms of the disease.

#### PERSONAL/MISCELLANEOUS

- Goes by the nickname Dutch Oven, a nickname inspired by a Texas Rangers fan's sign he spotted in the stands in 2009, his first year in the Majors that read "Dutch Oven bringing the heat."
- Is a rabid Michigan fan, growing up rooting for Desmond Howard and Charles Woodson.
- Is known for doing impressions of former broadcaster Harry Caray, actor Arnold Schwarzenegger and Kermit the Frog.

#### TRANSACTIONS

- Selected by Texas in the 25th round of the 2006 MLB Draft out of Wallace State Community College (AL)
- On injured list, May 31-August 1, 2010 (left rotator cuff inflammation)
- On injured list, June 6-July 7, 2012 (left shoulder inflammation)
- On injured list, March 3-August 30, 2014 (left patella fracture)
- On injured list, April 11-August 19, 2015 (left shoulder strain)
- On injured list, June 21-August 23, 2016 (left shoulder inflammation)
- Signed by Chicago (AL) as a free agent on December 14, 2016
- Signed by San Francisco as a Minor League free agent on February 14, 2018
- Signed by San Francisco as a free agent on January 14, 2019
- On injured list, April 28-May 8, 2019 (left index finger bone bruise)
- Acquired by Chicago (NL) from San Francisco in exchange for cash considerations on July 26, 2019
- On injured list, August 24-September 3, 2019 (left wrist contusion)
- Signed by Pittsburgh as a Minor League free agent on January 31, 2020
- Signed by the Tigers as a Minor League free agent on January 25, 2021

#### QUALIFICATIONS FOR LEAGUE BATTING AND PITCHING TITLES

A batting champion is determined each season in each league by the highest batting average (number of hits divided by the number of at-bats) based on a minimum of 502 plate appearances, which may include walks, sacrifice flies and hit by pitch.

The pitching champion is determined in each league by the lowest earned run average (number of earned runs multiplied by nine, then divided by innings pitched) with a minimum of 162.0 innings pitched.



## 2021 TIGERS

### DEREK LANE HOLLAND'S CAREER RECORD

| Year                | Club          | W-L         | ERA         | G         | GS        | CG       | SHO      | SV       | IP           | H          | TBF        | R          | ER        | HR        | HB       | BB        | SO         | WP       | BK       | AVG         |
|---------------------|---------------|-------------|-------------|-----------|-----------|----------|----------|----------|--------------|------------|------------|------------|-----------|-----------|----------|-----------|------------|----------|----------|-------------|
| 2007                | Spokane       | 4-5         | 3.22        | 16        | 14        | 0        | 0        | 0        | 67.0         | 57         | 284        | 33         | 24        | 7         | 6        | 21        | 83         | 7        | 0        | .224        |
| 2008                | Clinton       | 7-0         | 2.40        | 17        | 17        | 0        | 0        | 0        | 93.2         | 77         | 376        | 30         | 25        | 2         | 2        | 29        | 91         | 3        | 0        | .228        |
|                     | Bakersfield   | 3-1         | 3.19        | 5         | 5         | 0        | 0        | 0        | 31.0         | 20         | 114        | 12         | 11        | 1         | 1        | 5         | 37         | 1        | 1        | .185        |
| 2009                | Frisco        | 3-0         | 0.69        | 4         | 4         | 0        | 0        | 0        | 26.0         | 14         | 94         | 4          | 2         | 0         | 0        | 6         | 29         | 0        | 0        | .163        |
|                     | Oklahoma City | 0-1         | 9.00        | 1         | 1         | 0        | 0        | 0        | 4.0          | 5          | 17         | 4          | 4         | 1         | 0        | 3         | 5          | 0        | 0        | .357        |
| 2010                | Texas         | <b>8-13</b> | <b>6.12</b> | <b>33</b> | <b>21</b> | <b>1</b> | <b>1</b> | <b>0</b> | <b>138.1</b> | <b>160</b> | <b>611</b> | <b>98</b>  | <b>94</b> | <b>26</b> | <b>4</b> | <b>47</b> | <b>107</b> | <b>3</b> | <b>3</b> | <b>.288</b> |
|                     | AZL Rangers#  | 0-0         | 0.00        | 1         | 1         | 0        | 0        | 0        | 3.0          | 0          | 10         | 0          | 0         | 0         | 0        | 6         | 1          | 0        | 0        | .000        |
|                     | Oklahoma City | 6-2         | 1.87        | 11        | 11        | 0        | 0        | 0        | 62.2         | 50         | 254        | 17         | 13        | 5         | 2        | 18        | 51         | 2        | 0        | .216        |
| 2011                | Texas         | <b>3-4</b>  | <b>4.08</b> | <b>14</b> | <b>10</b> | <b>0</b> | <b>0</b> | <b>0</b> | <b>57.1</b>  | <b>55</b>  | <b>253</b> | <b>30</b>  | <b>26</b> | <b>6</b>  | <b>4</b> | <b>24</b> | <b>54</b>  | <b>0</b> | <b>1</b> | <b>.247</b> |
|                     | Texas         | <b>16-5</b> | <b>3.95</b> | <b>32</b> | <b>32</b> | <b>4</b> | <b>4</b> | <b>0</b> | <b>198.0</b> | <b>201</b> | <b>843</b> | <b>97</b>  | <b>87</b> | <b>22</b> | <b>6</b> | <b>67</b> | <b>162</b> | <b>2</b> | <b>1</b> | <b>.262</b> |
| 2012                | Round Rock#   | 0-2         | 6.00        | 2         | 2         | 0        | 0        | 0        | 9.0          | 11         | 37         | 6          | 6         | 4         | 0        | 2         | 5          | 0        | 0        | .324        |
|                     | Texas         | <b>12-7</b> | <b>4.67</b> | <b>29</b> | <b>27</b> | <b>0</b> | <b>0</b> | <b>0</b> | <b>175.1</b> | <b>162</b> | <b>730</b> | <b>100</b> | <b>91</b> | <b>32</b> | <b>3</b> | <b>52</b> | <b>145</b> | <b>1</b> | <b>0</b> | <b>.243</b> |
| 2013                | Texas         | <b>10-9</b> | <b>3.42</b> | <b>33</b> | <b>33</b> | <b>2</b> | <b>2</b> | <b>0</b> | <b>213.0</b> | <b>210</b> | <b>894</b> | <b>90</b>  | <b>81</b> | <b>20</b> | <b>3</b> | <b>64</b> | <b>189</b> | <b>9</b> | <b>1</b> | <b>.259</b> |
|                     | Frisco#       | 0-0         | 0.00        | 2         | 2         | 0        | 0        | 0        | 5.0          | 3          | 19         | 0          | 0         | 0         | 0        | 2         | 8          | 0        | 0        | .176        |
| 2014                | Round Rock#   | 2-1         | 5.87        | 4         | 4         | 0        | 0        | 0        | 15.1         | 20         | 75         | 15         | 10        | 5         | 0        | 8         | 19         | 0        | 0        | .308        |
|                     | Texas         | <b>2-0</b>  | <b>1.46</b> | <b>6</b>  | <b>5</b>  | <b>0</b> | <b>0</b> | <b>0</b> | <b>37.0</b>  | <b>34</b>  | <b>145</b> | <b>8</b>   | <b>6</b>  | <b>0</b>  | <b>0</b> | <b>5</b>  | <b>25</b>  | <b>1</b> | <b>0</b> | <b>.248</b> |
| 2015                | Frisco#       | 0-0         | 8.10        | 1         | 1         | 0        | 0        | 0        | 3.1          | 7          | 18         | 3          | 3         | 1         | 0        | 1         | 5          | 0        | 0        | .412        |
|                     | Round Rock#   | 0-1         | 5.19        | 3         | 3         | 0        | 0        | 0        | 8.2          | 9          | 40         | 6          | 5         | 0         | 0        | 5         | 14         | 1        | 0        | .257        |
| 2016                | Texas         | <b>4-3</b>  | <b>4.91</b> | <b>10</b> | <b>10</b> | <b>1</b> | <b>1</b> | <b>0</b> | <b>58.2</b>  | <b>59</b>  | <b>245</b> | <b>32</b>  | <b>32</b> | <b>11</b> | <b>5</b> | <b>17</b> | <b>41</b>  | <b>1</b> | <b>0</b> | <b>.269</b> |
|                     | Round Rock#   | 0-0         | 4.50        | 3         | 3         | 0        | 0        | 0        | 10.0         | 11         | 46         | 5          | 5         | 1         | 1        | 4         | 8          | 0        | 0        | .268        |
| 2017                | Texas         | <b>7-9</b>  | <b>4.95</b> | <b>22</b> | <b>20</b> | <b>0</b> | <b>0</b> | <b>0</b> | <b>107.1</b> | <b>116</b> | <b>461</b> | <b>62</b>  | <b>59</b> | <b>15</b> | <b>2</b> | <b>35</b> | <b>67</b>  | <b>2</b> | <b>0</b> | <b>.276</b> |
|                     | Chicago (AL)  | <b>7-14</b> | <b>6.20</b> | <b>29</b> | <b>26</b> | <b>0</b> | <b>0</b> | <b>0</b> | <b>135.0</b> | <b>156</b> | <b>626</b> | <b>106</b> | <b>93</b> | <b>31</b> | <b>8</b> | <b>75</b> | <b>104</b> | <b>7</b> | <b>0</b> | <b>.290</b> |
| 2018                | San Francisco | 7-9         | 3.57        | 36        | 30        | 0        | 0        | 0        | 171.1        | 154        | 727        | 74         | 68        | 19        | 4        | 67        | 169        | 2        | 1        | .241        |
| 2019                | South Bend    | 0-0         | 10.80       | 1         | 0         | 0        | 0        | 0        | 1.2          | 2          | 7          | 2          | 2         | 1         | 0        | 0         | 2          | 0        | 0        | .286        |
|                     | San Francisco | 2-4         | 5.90        | 31        | 7         | 1        | 0        | 0        | 68.2         | 68         | 308        | 49         | 45        | 17        | 4        | 35        | 71         | 0        | 0        | .261        |
| 2020                | Chicago (NL)  | <b>0-1</b>  | <b>6.89</b> | <b>20</b> | <b>1</b>  | <b>0</b> | <b>0</b> | <b>0</b> | <b>15.2</b>  | <b>14</b>  | <b>68</b>  | <b>12</b>  | <b>12</b> | <b>3</b>  | <b>0</b> | <b>10</b> | <b>11</b>  | <b>1</b> | <b>0</b> | <b>.246</b> |
|                     | Pittsburgh    | <b>1-3</b>  | <b>6.86</b> | <b>12</b> | <b>5</b>  | <b>0</b> | <b>0</b> | <b>0</b> | <b>40.2</b>  | <b>42</b>  | <b>179</b> | <b>33</b>  | <b>31</b> | <b>12</b> | <b>3</b> | <b>15</b> | <b>45</b>  | <b>2</b> | <b>1</b> | <b>.261</b> |
| MINOR LEAGUE TOTALS |               | 25-13       | 2.91        | 71        | 68        | 0        | 0        | 0        | 340.1        | 286        | 1391       | 137        | 110       | 28        | 12       | 104       | 363        | 15       | 1        | .227        |
| AL TOTALS           |               | 69-64       | 4.57        | 208       | 184       | 8        | 8        | 0        | 1120.0       | 1153       | 4808       | 623        | 569       | 163       | 35       | 386       | 894        | 26       | 6        | .266        |
| NL TOTALS           |               | 10-17       | 4.74        | 99        | 43        | 1        | 0        | 0        | 296.1        | 278        | 1282       | 168        | 156       | 51        | 11       | 127       | 296        | 5        | 2        | .248        |
| MAJOR LEAGUE TOTALS |               | 79-81       | 4.61        | 307       | 227       | 9        | 8        | 0        | 1416.1       | 1431       | 6090       | 791        | 725       | 214       | 46       | 513       | 1190       | 31       | 8        | .262        |

### MAJOR LEAGUE CAREER FIELDING

|         | G   | TC  | PO | A   | E  | DP | PCT  |
|---------|-----|-----|----|-----|----|----|------|
| Pitcher | 307 | 245 | 54 | 166 | 25 | 7  | .898 |

### MAJOR LEAGUE CAREER HIGHS

**Longest Winning Streak in Games with Decision:** 7 - August 26, 2011-April 18, 2012  
**Longest Losing Streak in Games with Decision:** 5 (twice) - last, June 20-August 2, 2017  
**Strikeouts:** 11 (twice) - last, August 30, 2015 vs. Baltimore  
**Walks:** 7 - August 8, 2017 vs. Houston  
**Innings (starter):** 9.0 (eight times) - last, August 30, 2015 vs. Baltimore  
**Innings (relief):** 5.0 - September 2, 2020 vs. Chicago (NL)  
**Low-Hit Game (CG):** 2 - June 27, 2013 at New York (AL)

## CLOSING TIME

Jose Valverde established the Tigers single-season record with 49 saves for the club during the 2011 season. Todd Jones is the only pitcher in club history to register 30-or-more saves in a single season five different times and he holds three of the top seven single-season saves totals in Tigers history. The following is a list of the top 10 single-season saves totals in club history:

| Rank | Player              | Year | Saves |
|------|---------------------|------|-------|
| 1    | Jose Valverde       | 2011 | 49    |
| 2    | Francisco Rodriguez | 2016 | 44    |
| 3    | Todd Jones          | 2000 | 42    |
| 4    | John Hiller         | 1973 | 38    |
|      | Todd Jones          | 2007 | 38    |
| 6    | Todd Jones          | 2006 | 37    |
|      | Fernando Rodney     | 2009 | 37    |
| 8    | Jose Valverde       | 2012 | 35    |
|      | Joe Nathan          | 2014 | 35    |
| 10   | Guillermo Hernandez | 1984 | 32    |
|      | Shane Greene        | 2018 | 32    |





# 77

## JOE JIMÉNEZ

HT: 6-3 WT: 272 BT: R TH: R BORN: 1/17/1995 IN SAN JUAN, PR

RIGHTHANDED PITCHER

Opening Day Age: 26      Residence: Davenport, FL

Major League Service: 3.077      Signed Through: 2021

How Obtained: Signed by the Tigers as a non-drafted free agent on June 24, 2013

### CAREER HIGHLIGHTS

- Named to the American League All-Star Team in **2018**.
- Selected to participate in the Futures Game prior to the Major League Baseball All-Star Game in **2015** at Great American Ball Park in Cincinnati and in **2016** at PETCO Park in San Diego -- threw 0.2 scoreless innings with one strikeout in 2015, while he tossed 0.1 shutout innings in 2016.
- Named the Tigers Minor League Pitcher of the Year in **2015** and **2016**.

### SEASON HIGHLIGHTS

Appeared in 25 games out of the bullpen for the Tigers in **2020**, posting a combined 1-3 record with five saves and a 7.15 ERA (22.2IP/18ER)...allowed 25 hits, six walks, seven home runs and five hit batters, while striking out 22.

- Entered 2020 tossing the ninth inning, and became the first Tigers closer to ever record four saves in the club's opening six games of a season.
- Allowed just three earned runs over 10 outings to close the season, dating back to September 7...over that span he posted a 2.61 ERA (10.1IP/3ER) on nine hits and no walks, while punching out nine...had an average fastball velocity of 94.7 MPH over that stretch, compared to 93.9 in the 15 appearances to start the season.
- Since initially becoming Detroit's closer on August 1, 2019, he has converted 14-of-16 save opportunities and posted a 3.68 ERA (14.2IP/6ER), allowing 16 hits and four walks, while striking out 16...has struggled in 28 non-save opportunities over that span, going 3-3 with a 6.31 ERA (25.2IP/18ER), allowing 28 hits and eight walks, while punching out 29.

Established single-season career highs with nine saves and 82 strikeouts in **2019**.

- Racked up 82 strikeouts over 59.2 innings pitched, posting a 12.37 strikeouts per nine innings rate...that figure ranked seventh among American League relievers (min. 59.0 IP) and established his single-season career high, which was previously 11.20 in 2018.
- Moved to the closer role following the trade of Shane Greene and successfully converted nine-of-10 save opportunities in August and September.
- Finished the season on a strong note, posting a 1-0 record with five saves, a 1.00 ERA (9.0IP/1ER) and 12 strikeouts in nine September outings.

Led the Tigers with a career-high 68 appearances in **2018**.

- Named to the American League All-Star Team for the first time in his career...tossed a scoreless third of an inning and earned a hold, striking out the only batter he faced...at 23 years old, he was the youngest Tigers All-Star since 1992, when Travis Fryman was selected to the All-Star Team at the age of 23.
- Ranked tied for fifth in the American League with 23 holds.
- Picked up his first career Major League win on April 5 at Chicago (AL), pitching a scoreless inning in relief.
- Began the season by not allowing an earned run in his first 10 appearances from March 30-April 22, tossing 9.2 innings.
- Posted a 2.70 ERA (13.1IP/4ER) with 17 strikeouts in 16 appearances during May.
- Earned his first career Major League save on June 2 vs. Toronto, pitching a perfect ninth inning.
- Made 46 appearances prior to the All-Star break, which were the fifth-most in franchise history and the most since C.J. Nitkowski pitched in 47 games before the All-Star break in 1999.
- Appeared in eight games during September and had a 1-0 record with a 2.35 ERA (7.2IP/2ER) and 13 strikeouts.
- Ranked as the No. 15 prospect in the Tigers organization by *Baseball America*.

Saw the first Major League action of his career in **2017**, making 24 appearances for the Tigers.

- Appeared in four games with Team Puerto Rico in the World Baseball Classic and had a 0.00 ERA (3.0IP/0ER) with two strikeouts.



## 2021 TIGERS

- Made his Major League debut on April 13 vs. Minnesota, throwing a scoreless inning with one strikeout... struck out Byron Buxton for his first Major League strikeout.
- Sidelined from May 5-June 15 with a lumbar spine strain.
- Threw 17.0 consecutive scoreless innings with Triple A Toledo from June 25-July 28...during the streak, he struck out 20 batters, while only allowing nine hits in 16 games.
- Rated as the No. 11 prospect in the Detroit player development system by *Baseball America*.

Successfully converted 30-of-31 save opportunities in **2016** as he was named the Tigers Minor League Pitcher of the Year for the second consecutive season.

- Ranked tied for second among all Minor Leaguers with 30 saves.
- Selected to *Baseball America's* Minor League All-Star Team and named a Florida State League midseason All-Star.
- Struck out multiple batters in 11 of his 17 appearances with Single A Lakeland.
- Did not allow a run in his first nine outings with Double A Erie, extending his scoreless streak to begin the season to 26 appearances, a stretch that spanned 26.1 innings...had his scoreless streak snapped on June 25 at Hartford, allowing a run on two hits with one walk and two strikeouts in an inning.
- Named the Tigers Minor League Pitcher of the Month for June after compiling a 3-0 record with five saves, a 0.82 ERA (11.0IP/1ER), seven hits allowed, three walks and 20 strikeouts in 11 games with Erie.
- Started the season by successfully converting 20 straight saves from April 12-July 17...suffered his first blown save of the season on July 22 at Bowie, giving up two runs on three hits with one walk and one strikeout in 0.2 innings.
- Rated as the seventh-best prospect in the Tigers organization by *Baseball America*.

Named the Tigers Minor League Pitcher of the Year for **2015**.

- Selected to the Midwest League midseason All-Star Team.
- Ranked third in the Midwest League with 34 games finished, while he was fifth with 17 saves.
- Threw an inning-or-more in nine appearances, including six outings of 2.0 innings.
- Sidelined from April 18-25 with a left back strain.
- Did not allow a run in nine of his first 10 appearances from April 11-May 15 -- posted three saves with a 1.00 ERA (9.0IP/1ER) and 17 strikeouts during the stretch.
- Recorded nine consecutive scoreless outings from May 25-June 25 -- a stretch that spanned 10.1 innings.
- Posted a 2-0 record with 10 saves, a 0.86 ERA (21.0IP/2ER) and 26 strikeouts over his final 18 appearances from July 1-September 6.
- Closed the season by converting 14 consecutive save opportunities from June 4-September 6.
- Pitched for Gigantes de Carolina in the Puerto Rico Winter League and had a 0-2 record with six saves, a 2.60 ERA (17.1IP/5ER) and 23 strikeouts in 18 appearances.
- Ranked as the No. 14 prospect in the Tigers system by *Baseball America*.

Pitched in 23 games with Single A Connecticut in **2014**.

- Made eight appearances during July and went 1-0 with two saves, a 1.59 ERA (11.1IP/2ER) and 15 strikeouts.
- Recorded eight straight scoreless outings from July 20-August 13.
- Appeared in 12 games with Gigantes de Carolina in the Puerto Rico Winter League and had two saves with a 0.00 ERA (12.2IP/0ER) and 15 strikeouts -- allowed just three hits in 12.2 innings, holding opponents to an .081 batting average.
- Ranked as the No. 19 prospect in the New York-Penn League by *Baseball America*.

Made eight appearances with the GCL Tigers in his first season of professional baseball in **2013**.

- Made his professional debut on July 3 at the GCL Pirates, throwing a scoreless inning with a strikeout.
- Won three consecutive appearances from July 17-29 -- did not allow a run in 11.1 innings over the three-start stretch.

### TRANSACTIONS

- Signed by the Tigers as a non-drafted free agent on June 24, 2013 (signing scouts: Rolando Casanova and German Geigel)
- On injured list, April 18-25, 2015 (left back strain)
- On injured list, May 5-June 15, 2017 (lumbar spine strain)

### TIGERS TO PLAY ALL NINE POSITIONS IN ONE GAME

Andrew Romine played all nine defensive positions on September 30, 2017 at Minnesota, becoming the second Tiger and the fifth player in Major League Baseball history to accomplish the feat. Romine joined Detroit's Shane Halter (October 1, 2000 vs. Minnesota), Texas' Scott Sheldon (September 6, 2000 at Chicago (AL)), Minnesota's Cesar Tovar (September 22, 1968 vs. Oakland), and Kansas City's Bert Campaneris (September 8, 1965 vs. California) as players that have played all nine defensive positions in a Major League game. Romine started the game in left field and then moved to center field, right field, third base, shortstop, second base, catcher, back to second base, pitcher and finished the game at first base.



## JOE ALEXANDER JIMÉNEZ'S CAREER RECORD

| Year                | Club           | W-L        | ERA          | G         | GS       | CG       | SHO      | SV       | IP          | H         | TBF        | R         | ER        | HR        | HB       | BB        | SO        | WP       | BK       | AVG         |
|---------------------|----------------|------------|--------------|-----------|----------|----------|----------|----------|-------------|-----------|------------|-----------|-----------|-----------|----------|-----------|-----------|----------|----------|-------------|
| 2013                | GCL Tigers     | 3-0        | 0.50         | 8         | 0        | 0        | 0        | 1        | 18.0        | 9         | 68         | 1         | 1         | 0         | 0        | 6         | 24        | 0        | 0        | .155        |
| 2014                | Connecticut    | 3-2        | 2.70         | 23        | 0        | 0        | 0        | 4        | 26.2        | 22        | 110        | 10        | 8         | 1         | 2        | 6         | 41        | 4        | 0        | .218        |
| 2015                | West Michigan  | 5-1        | 1.47         | 40        | 0        | 0        | 0        | 17       | 43.0        | 23        | 162        | 8         | 7         | 2         | 0        | 11        | 61        | 2        | 0        | .153        |
| 2016                | Lakeland       | 0-0        | 0.00         | 17        | 0        | 0        | 0        | 10       | 17.1        | 5         | 63         | 0         | 0         | 0         | 2        | 5         | 28        | 0        | 0        | .089        |
|                     | Erie           | 3-2        | 2.18         | 21        | 0        | 0        | 0        | 12       | 20.2        | 12        | 80         | 5         | 5         | 0         | 0        | 8         | 34        | 1        | 0        | .171        |
|                     | Toledo         | 0-1        | 2.30         | 17        | 0        | 0        | 0        | 8        | 15.2        | 9         | 60         | 5         | 4         | 1         | 0        | 4         | 16        | 0        | 0        | .164        |
| 2017                | Lakeland#      | 0-0        | 0.00         | 1         | 1        | 0        | 0        | 0        | 1.0         | 1         | 5          | 0         | 0         | 0         | 0        | 0         | 1         | 1        | 0        | .200        |
|                     | Toledo         | 1-1        | 1.44         | 26        | 0        | 0        | 0        | 4        | 25.0        | 19        | 102        | 4         | 4         | 1         | 0        | 12        | 36        | 0        | 0        | .213        |
|                     | <b>DETROIT</b> | <b>0-2</b> | <b>12.32</b> | <b>24</b> | <b>0</b> | <b>0</b> | <b>0</b> | <b>0</b> | <b>19.0</b> | <b>31</b> | <b>99</b>  | <b>28</b> | <b>26</b> | <b>4</b>  | <b>2</b> | <b>9</b>  | <b>17</b> | <b>0</b> | <b>0</b> | <b>.356</b> |
| 2018                | <b>DETROIT</b> | <b>5-4</b> | <b>4.31</b>  | <b>68</b> | <b>0</b> | <b>0</b> | <b>0</b> | <b>3</b> | <b>62.2</b> | <b>53</b> | <b>267</b> | <b>34</b> | <b>30</b> | <b>5</b>  | <b>3</b> | <b>22</b> | <b>78</b> | <b>3</b> | <b>0</b> | <b>.222</b> |
| 2019                | <b>DETROIT</b> | <b>4-7</b> | <b>4.37</b>  | <b>66</b> | <b>0</b> | <b>0</b> | <b>0</b> | <b>9</b> | <b>59.2</b> | <b>56</b> | <b>257</b> | <b>33</b> | <b>29</b> | <b>13</b> | <b>4</b> | <b>23</b> | <b>82</b> | <b>1</b> | <b>1</b> | <b>.243</b> |
| 2020                | <b>DETROIT</b> | <b>1-3</b> | <b>7.15</b>  | <b>25</b> | <b>0</b> | <b>0</b> | <b>0</b> | <b>5</b> | <b>22.2</b> | <b>25</b> | <b>101</b> | <b>19</b> | <b>18</b> | <b>7</b>  | <b>5</b> | <b>6</b>  | <b>22</b> | <b>1</b> | <b>0</b> | <b>.284</b> |
| MINOR LEAGUE TOTALS |                | 15-7       | 1.56         | 153       | 1        | 0        | 0        | 56       | 167.1       | 100       | 650        | 33        | 29        | 5         | 4        | 52        | 241       | 8        | 0        | .171        |
| MAJOR LEAGUE TOTALS |                | 10-16      | 5.65         | 183       | 0        | 0        | 0        | 17       | 164.0       | 165       | 724        | 114       | 103       | 29        | 14       | 60        | 199       | 5        | 1        | .256        |

## MAJOR LEAGUE CAREER FIELDING

|         | G   | TC | PO | A | E | DP | PCT  |
|---------|-----|----|----|---|---|----|------|
| Pitcher | 183 | 13 | 7  | 4 | 2 | 1  | .846 |

## MAJOR LEAGUE CAREER HIGHS

**Longest Winning Streak in Games with Decision:** 3 - April 5-June 13, 2018

**Longest Losing Streak in Games with Decision:** 5 - May 21-June 30, 2019

**Strikeouts:** 3 (10 times) - last, June 27, 2019 vs. Texas

**Walks:** 3 (two times) - last, April 10, 2019 vs. Cleveland

**Innings (starter):** No Major League starts

**Innings (reliever):** 2.0 - August 12, 2017 vs. Minnesota



# 21

## JaCOBY JONES

HT: 6-2 WT: 201 BT: R TH: R BORN: 5/10/1992 IN CHICKASHA, OK

OUTFIELDER

Opening Day Age: 28 Residence: Richton, MS

Major League Service: 3.125 Signed Through: 2021

How Obtained: Acquired by the Tigers from Pittsburgh in exchange for Joakim Soria on July 30, 2015.

## SEASON HIGHLIGHTS

Played in 30 games for the Tigers in **2020**, though he finished the season on the injured list with a left hand fracture...slashed .286/.333/.515 on the season with nine doubles, five homers and 14 RBI.

- Was one of the hottest hitters in the American League to start the season, posting hits in nine of his first 13 contests...was 14x42 over that span, with nine extra-base hits and 12 RBI.
- Among qualified AL hitters between Opening Day and August 10, he ranked first in slugging percentage (.786), tied for fourth in extra-base hits (9), tied for fifth in home runs (5) and sixth in batting average (.333).
- Hit an inside-the-park home run on August 10 vs. Chicago (AL), finishing the contest 1x3 with a run scored and pair of RBI...was club's first inside-the-park home run since Nick Castellanos had one on August 22, 2017 vs. New York (AL) and the first at Comerica Park since Whit Merrifield on August 9, 2019.
- Had knocks in seven of nine games from August 19-30...hit .273/.286/.333 with six runs scored, two doubles and an RBI over that span.

Limited to 88 games in **2019** due to three separate stints on the injured list.

- Sideline from March 25-April 11 with a left A/C joint sprain.
- Had a career-long, 12-game hitting streak from May 24-June 6, hitting .419/.468/.698 with four doubles, one triple, two home runs and eight RBI...had six multi-hit efforts during the streak.
- Posted the second multi-homer game of his big league career and drove in a career-best five runs on June 8 vs. Minnesota.
- Belted the second leadoff homer of his Major League career on June 23 at Cleveland.
- Hit .354/.410/.646 with nine doubles, two triples, five home runs and 15 RBI over 27 games from May



## 2021 TIGERS

24-June 25...led the American League in batting average (min. 95 at-bats) over that span, while he was third in on-base percentage and slugging percentage.

- Named the Tigers Player of the Month for June after hitting .291/.351/.547 with eight doubles, one triple, four home runs and nine RBI in 25 games.
- Sidelined from July 4-19 with a lumbar spine strain.
- Placed on the injured list on August 9 with a left wrist fracture and missed the rest of the season.

Completed his first full season at the Major League level in **2018**, appearing in 129 games.

- Named the Detroit Tigers winner of the MLBPA's Heart and Hustle Award.
- Belted the first walk-off home run of his big league career in the first game of the doubleheader on April 20 vs. Kansas City.
- Hit the first leadoff home run of his Major League career on May 15 vs. Cleveland.
- Committed his first error of the season on August 4 at Oakland, snapping his errorless streak at 104 consecutive games, dating back to September 11, 2017.
- Sidelined from August 13-27 with a right hamstring strain.

Combined to play in 146 games between Detroit and Triple A Toledo in **2017**.

- Made an Opening Day roster at the Major League level for the first time in his career.
- Hit the first home run of his Major League career on April 4 at Chicago (AL) with a three-run blast off of José Quintana -- became the first Tigers rookie to homer on Opening Day since Kirk Gibson in 1980.
- Notched the first triple of his Major League career on April 13 vs. Minnesota.
- Sidelined from April 23-May 7 with a left lip laceration.
- Recorded his first career multi-home run game on September 5 vs. Kansas City...finished with a career-high three RBI for the second time during the season.
- Had his consecutive errorless streak to begin his Major League career snapped at 47 games on September 11 at Cleveland.
- Ranked as the sixth-best prospect in the Tigers organization by *Baseball America*.

Spent most of the **2016** season in the Minors, splitting the year between Double A Erie and Triple A Toledo before making his Major League debut late in the season.

- On restricted list from April 7-May 17.
- Named the Eastern League Player of the Week for the week ending May 29 after hitting .357/.441/.929 with five runs scored, two triples, four home runs and 14 RBI.
- Hit safely in 11 of his first 12 games with Toledo from June 6-17 -- batted .333/.380/.600 with five runs scored, two doubles, two triples, two home runs and seven RBI during the 12-game stretch.
- Made his Major League debut on August 30 vs. Chicago (AL), going 2x4 with a run scored, a double and two RBI -- became the first Tiger to record two-or-more hits and drive in two-or-more runs in his Major League debut since Hank Reibe on August 26, 1942 at Philadelphia.
- Recorded two doubles and scored two runs in the second game of his Major League career on August 31 vs. Chicago (AL) -- became the first Tiger to record multiple hits in the first two games of his Major League career since Alex Avila had three straight multi-hit games from August 6-11, 2009.
- Appeared in 21 games with the Salt River Rafters in the Arizona Fall League and hit .329/.391/.427 with 11 runs scored, five doubles, one home run and 13 RBI -- was named to the Arizona Fall League's All-Prospect Team.
- Ranked as the No. 5 prospect in the Tigers Minor League system by *Baseball America*.

Began the **2015** season in the Pittsburgh Pirates organization, before being acquired by the Tigers on July 30.

- Named to the Florida State League midseason All-Star Team.
- Hit safely in 12-of-13 games from April 30-May 13 -- finished the stretch hitting .339/.397/.375 with seven runs scored, two doubles and nine RBI.
- Hit three home runs and drove in a season-high five runs on August 2 at New Britain -- became the first Erie player to hit three homers in a game since Tony Plagman on May 12, 2012 vs. Altoona.
- Played for Scottsdale in the Arizona Fall League following the season -- hit .280/.333/.400 with nine runs scored, two home runs and four RBI.
- Selected to play in the Arizona Fall League's Rising Stars Game and was named the Arizona Fall League Player of the Week for the week ending October 18, 2015.
- Rated as the No. 13 prospect in the Pirates organization and the 20th-best prospect in the Florida State League by *Baseball America*.

Spent the entire **2014** season with Single A West Virginia, playing in 117 games.

- Named to the South Atlantic League postseason All-Star Team and was tabbed as the SAL's top shortstop by MiLB.com at the end of the season.
- Ranked second in the South Atlantic League with 23 home runs and 19.35 at bats per home run, while he was fourth with a .503 slugging percentage and fifth with 224 total bases -- his 23 home runs were the second most in West Virginia franchise history.





- Stole one base in six straight games from May 17-23.
- Sidelined from June 21-28 with left knee inflammation.
- Homered in three straight games from July 4-6, including a pair of home runs on July 6 at Greensboro -- also hit two home runs on August 13 vs. Augusta.
- Named the South Atlantic League Player of the Week for the week ending July 6 after batting .500/.538/1.167 with seven runs scored, one double, five home runs and seven RBI in six games during the week.
- Recorded a 17-game hitting streak from June 20-July 16 -- hit .468/.507/.839 with 15 runs scored, two doubles, seven home runs and 15 RBI.
- Sidelined from August 20-28 with left stomach disease.
- Named the No. 19 prospect in the Pirates organization by *Baseball America*.

Limited to 15 games with Single A Jamestown in his first professional season in **2013** due to injury.

- Sidelined from July 21-September 12 with a right knee sprain.
- Had a season-high four hits on July 6 at Auburn.

**AMATEUR HIGHLIGHTS**

- Named second team All-SEC as a junior in **2013** at Louisiana State University after hitting .294/.390/.448 with 42 runs scored, 11 doubles, one triple, six home runs and 31 RBI in 59 games.
- Selected a freshman All-American in **2011** after hitting .338/.395/.467 with 36 runs scored, 11 doubles, one triple, four home runs and 32 RBI in 56 games.

**TRANSACTIONS**

- Selected by Houston in the 19th round of the 2010 MLB Draft, but did not sign
- Selected by Pittsburgh in the third round of the 2013 MLB Draft out of Louisiana State University
- On injured list, July 21-September 12, 2013 (right knee sprain)
- On injured list, June 21-28, 2014 (left knee inflammation)
- On injured list, August 20-28, 2014 (left stomach disease)
- Acquired by the Tigers from Pittsburgh in exchange for Joakim Soria on July 30, 2015
- On restricted list, April 7-May 17, 2016
- On injured list, April 23-May 7, 2017 (left lip laceration)
- On injured list, August 13-27, 2018 (right hamstring strain)
- On injured list, March 25-April 11, 2019 (left A/C joint sprain)
- On injured list, July 4-19, 2019 (lumbar spine strain)
- On injured list, August 9-October 31, 2019 (left wrist fracture)
- On injured list, September 2-October 28, 2020 (left hand fracture)

**JACOBY MYLON JONES' CAREER RECORD**

| Year                | Club           | AVG         | G          | AB         | R         | H         | TB         | 2B        | 3B       | HR        | RBI       | SH       | SF       | HB        | BB        | SO         | SB        | CS       | OBP         | SLG         | E        |
|---------------------|----------------|-------------|------------|------------|-----------|-----------|------------|-----------|----------|-----------|-----------|----------|----------|-----------|-----------|------------|-----------|----------|-------------|-------------|----------|
| 2013                | Jamestown      | .311        | 15         | 61         | 14        | 19        | 28         | 2         | 2        | 1         | 10        | 0        | 1        | 2         | 3         | 14         | 3         | 2        | .358        | .459        | 2        |
| 2014                | West Virginia  | .288        | 117        | 445        | 72        | 128       | 224        | 21        | 3        | 23        | 70        | 3        | 8        | 12        | 33        | 132        | 17        | 9        | .347        | .503        | 24       |
| 2015                | Bradenton      | .253        | 93         | 379        | 48        | 96        | 150        | 18        | 3        | 10        | 58        | 4        | 5        | 4         | 31        | 113        | 14        | 4        | .313        | .396        | 14       |
|                     | Altoona        | .500        | 3          | 10         | 2         | 5         | 5          | 0         | 0        | 2         | 0         | 0        | 0        | 0         | 1         | 0          | 1         | 0        | .545        | .500        | 0        |
|                     | Erie           | .250        | 37         | 136        | 26        | 34        | 63         | 7         | 2        | 6         | 20        | 0        | 5        | 2         | 17        | 52         | 10        | 3        | .331        | .463        | 4        |
| 2016                | Erie           | .312        | 20         | 77         | 11        | 24        | 46         | 6         | 2        | 4         | 20        | 0        | 1        | 1         | 10        | 23         | 2         | 1        | .393        | .597        | 1        |
|                     | Toledo         | .243        | 79         | 292        | 33        | 71        | 104        | 14        | 5        | 3         | 23        | 0        | 3        | 4         | 25        | 97         | 11        | 4        | .309        | .356        | 7        |
|                     | <b>DETROIT</b> | <b>.214</b> | <b>13</b>  | <b>28</b>  | <b>3</b>  | <b>6</b>  | <b>9</b>   | <b>3</b>  | <b>0</b> | <b>0</b>  | <b>2</b>  | <b>0</b> | <b>0</b> | <b>0</b>  | <b>0</b>  | <b>12</b>  | <b>0</b>  | <b>0</b> | <b>.214</b> | <b>.321</b> | <b>0</b> |
| 2017                | Toledo         | .245        | 90         | 351        | 57        | 86        | 136        | 19        | 2        | 9         | 44        | 5        | 1        | 3         | 33        | 104        | 12        | 4        | .314        | .387        | 0        |
|                     | <b>DETROIT</b> | <b>.170</b> | <b>56</b>  | <b>141</b> | <b>14</b> | <b>24</b> | <b>38</b>  | <b>3</b>  | <b>1</b> | <b>3</b>  | <b>13</b> | <b>0</b> | <b>0</b> | <b>4</b>  | <b>9</b>  | <b>65</b>  | <b>6</b>  | <b>2</b> | <b>.240</b> | <b>.270</b> | <b>1</b> |
| 2018                | Toledo#        | .083        | 3          | 12         | 1         | 1         | 1          | 0         | 0        | 0         | 0         | 0        | 0        | 0         | 3         | 0          | 0         | 0        | .083        | .083        | 0        |
|                     | <b>DETROIT</b> | <b>.207</b> | <b>129</b> | <b>429</b> | <b>54</b> | <b>89</b> | <b>156</b> | <b>22</b> | <b>6</b> | <b>11</b> | <b>34</b> | <b>1</b> | <b>2</b> | <b>11</b> | <b>24</b> | <b>142</b> | <b>13</b> | <b>5</b> | <b>.266</b> | <b>.364</b> | <b>1</b> |
| 2019                | Lakeland#      | .211        | 5          | 19         | 3         | 4         | 6          | 2         | 0        | 2         | 0         | 0        | 0        | 4         | 7         | 0          | 1         | 0        | .348        | .316        | 0        |
|                     | Toledo#        | .429        | 5          | 21         | 4         | 9         | 12         | 1         | 1        | 0         | 4         | 0        | 0        | 2         | 1         | 6          | 0         | 0        | .500        | .571        | 0        |
|                     | <b>DETROIT</b> | <b>.235</b> | <b>88</b>  | <b>298</b> | <b>39</b> | <b>70</b> | <b>128</b> | <b>19</b> | <b>3</b> | <b>11</b> | <b>26</b> | <b>1</b> | <b>1</b> | <b>6</b>  | <b>27</b> | <b>94</b>  | <b>7</b>  | <b>2</b> | <b>.310</b> | <b>.430</b> | <b>4</b> |
| 2020                | <b>DETROIT</b> | <b>.268</b> | <b>30</b>  | <b>97</b>  | <b>19</b> | <b>26</b> | <b>50</b>  | <b>9</b>  | <b>0</b> | <b>5</b>  | <b>14</b> | <b>0</b> | <b>1</b> | <b>3</b>  | <b>7</b>  | <b>34</b>  | <b>1</b>  | <b>1</b> | <b>.333</b> | <b>.515</b> | <b>0</b> |
| MINOR LEAGUE TOTALS |                | .265        | 477        | 1803       | 271       | 477       | 775        | 90        | 20       | 56        | 253       | 12       | 24       | 30        | 158       | 551        | 70        | 28       | .330        | .430        | 52       |
| MAJOR LEAGUE TOTALS |                | .217        | 316        | 993        | 129       | 215       | 381        | 56        | 10       | 30        | 89        | 2        | 4        | 24        | 67        | 347        | 27        | 10       | .281        | .384        | 6        |

**MAJOR LEAGUE CAREER FIELDING**

|            | G   | TC  | PO  | A | E | DP | PCT   |
|------------|-----|-----|-----|---|---|----|-------|
| Third Base | 6   | 7   | 1   | 6 | 0 | 0  | 1.000 |
| Outfield   | 289 | 693 | 678 | 9 | 6 | 3  | .991  |

**MAJOR LEAGUE CAREER HIGHS**

- Hits:** 3 (four times) - last, July 29, 2020 vs. Kansas City
- Home Runs:** 2 (twice) - last, June 8, 2019 vs. Minnesota
- RBI:** 5 - June 8, 2019 vs. Minnesota
- Stolen Bases:** 2 (twice) - last, May 25, 2019 at New York (NL)
- Hitting Streak:** 12 - May 24-June 6, 2019





# 63

## IAN KROL

HT: 6-1 WT: 210 BT: L TH: L BORN: 5/9/1991 IN HINSDALE, IL

**LEFTHANDED PITCHER**

Opening Day Age: 29      Residence: Naperville, IL

Major League Service: 3.162      Signed Through: 2021

How Obtained: Signed by the Tigers as a Minor League free agent on December 12, 2020

**NON-ROSTER INVITEE**

**SEASON HIGHLIGHTS**

Spent the **2020** season with the Nerds Herd in the City of Champions Cup.

Combined to pitch in 46 games between Triple A Louisville and Triple A Rochester in **2019**.

- Appeared in 12 games with Louisville during May and had a 1.69 ERA (10.2IP/2ER) and 15 strikeouts.

Began the **2018** season in the Angels organization before being signed by New York (NL) as a Minor League free agent on June 10.

- Did not allow an earned run in his first 10 appearances of the season with Triple A Salt Lake from April 5-29.
- Made his only Major League outing of the season on May 27 at New York (AL), tossing 2.0 scoreless innings with two strikeouts.
- Posted a 1.04 ERA (17.1IP/2ER) with 16 strikeouts over his final 12 appearances of the season with Triple A Las Vegas from July 25-August 30.

Appeared in 50-or-more games for the second straight season, seeing time in 51 games with the Braves in **2017**.

- Joined Jim Johnson as the only Braves relievers to pitch in 50-or-more games in both 2016 and 2017.
- Pitched in 11 games during June, posting a 2.00 ERA (9.0IP/2ER) and 10 strikeouts.
- Sidelined from August 4-September 1 with a left oblique muscle strain.

Established career highs with 63 appearances, 51.0 innings, 56 strikeouts and a 3.18 ERA (51.0IP/18ER) in his first season with Atlanta in **2016**.

- Was recalled from Triple A Gwinnett on May 10...from that date through the end of the season, his 63 appearances ranked tied for second in baseball, trailing only San Diego's Brad Hand.
- His 63 appearances were the most by a Braves southpaw since Luis Avilan pitched in 75 games in 2013.
- Compiled a 2.55 ERA (24.2IP/7ER) in 28 games prior to the All-Star break...in his final 12 games prior to the break from June 11-July 9, posted a 1.38 ERA (13.0IP/2ER).

Split the **2015** season between Detroit and Triple A Toledo.

- Finished the month of July with a 0-2 record, a 2.89 ERA (9.1IP/3ER) and 10 strikeouts in 13 appearances.
- Earned the win on September 16 at Minnesota, pitching a career-high 3.0 innings with one walk and two strikeouts...according to the Elias Sports Bureau, he became the first Tigers reliever to earn a win while hurling at least 3.0 hitless innings on the road since Dan Miceli held Milwaukee without a hit in 3.0 innings of relief on August 21, 1997.

Appeared in 45 games out of the bullpen for Detroit in **2014**.

- Posted a 1.59 ERA (11.1IP/2ER) and seven strikeouts in 16 relief appearances in May.
- Did not allow a run in 19-of-20 appearances out of the bullpen from May 2-June 9, compiling a 1.29 ERA (14.0IP/2ER), six holds and 10 strikeouts.
- Recorded the first save of his Major League career on June 14 vs. Minnesota.
- On injured list from June 21-July 6 with left shoulder inflammation.

Pitched in 32 games with the Washington Nationals in two separate stints with the club during the **2013** season.

- Did not allow an earned run in 10 consecutive appearances with Double A Harrisburg from May 6-31.
- Made his Major League debut against New York (NL) on June 5, allowing one hit while striking out the side in 1.0 inning.
- Did not give up a run in his first 10.2 Major League innings (nine appearances) from June 5-30.



- Picked up the first win of his big league career on July 25 vs. Pittsburgh.
- Ranked as the No. 31 prospect in the Oakland Minor League system by *Baseball America*.

Combined to pitch in 29 games, including 15 starts, between Single A Stockton and Double A Midland in **2012**.

- Started the season in Stockton's starting rotation before transitioning to the bullpen on July 21...threw 7.2 consecutive scoreless innings out of the bullpen from July 21-August 2.
- Rated as the No. 29 prospect in the Athletics organization by *Baseball America*.

Limited to just three games in **2011** as he missed most of the season.

- Sideline from April 7-June 29 with a left elbow ulnar collateral ligament injury.
- Was on the suspended list from July 10-September 21.
- Ranked as the ninth-best prospect in the Athletics system by *Baseball America*...rated as possessing the best curveball and best control among Oakland Minor Leaguers.

Completed his first full professional season in **2010**, appearing in 28 games between Single A Kane County and Single A Stockton.

- Named to the Midwest League midseason and postseason All-Star Teams.
- Made six starts with Kane County in May, posting a 0.87 ERA (31.0IP/3ER) and 25 strikeouts.
- Rated as the No. 16 prospect in the Athletics organization by *Baseball America*.

Pitched in four games between the AZL Athletics and Single A Vancouver as he made his professional debut in **2009**.

#### AMATEUR HIGHLIGHTS

- Graduated from Neuqua Valley High School, where he went 9-1 with a 0.94 ERA and tossed two no-hitters, including a perfect game as a junior in **2008**.

#### TRANSACTIONS

- Selected by Oakland in the seventh round of the 2009 MLB Draft out of Neuqua Valley HS (IL)
- On injured list, April 7-June 29, 2011 (left elbow ulnar collateral ligament injury)
- On suspended list, July 10-September 21, 2011
- Acquired by Washington as the player to be named later from Oakland on March 20, 2013
- Acquired by the Tigers along with Steve Lombardozzi and Robbie Ray from Washington in exchange for Doug Fister on December 2, 2013
- On injured list, June 21-July 6, 2014 (left shoulder inflammation)
- Acquired by Atlanta along with Gabe Speier from the Tigers in exchange for Cameron Maybin on November 20, 2015
- On injured list, August 4-September 1, 2017 (left oblique muscle strain)
- Signed by Los Angeles (AL) as a Minor League free agent on February 2, 2018
- Signed by New York (NL) as a Minor League free agent on June 10, 2018
- Signed by Cincinnati as a Minor League free agent on January 29, 2019
- Signed by Minnesota as a Minor League free agent on June 18, 2019
- Signed by the Tigers as a Minor League free agent on December 12, 2020

### TIGERS GAMES OF 18 INNINGS-OR-MORE

The Tigers lost to the Blue Jays, 6-5, in 19 innings on August 10, 2014, making it the longest game (by innings) of the 2014 season. Since 1914, the Tigers have played 11 games of 18 innings-or-more. The following is the list of Tigers games that have gone at least 18 innings.

| Innings | Date               | Opponent        | Result |
|---------|--------------------|-----------------|--------|
| 24      | July 21, 1945      | at Philadelphia | T, 1-1 |
| 22      | June 24, 1962      | New York        | L, 9-7 |
| 21      | May 14, 1929       | at Chicago      | W, 6-5 |
| 19      | June 17, 1967      | Kansas City     | L, 6-5 |
| 19      | August 23, 1968    | at New York     | T, 3-3 |
| 19      | April 27, 1984     | Cleveland       | L, 8-4 |
| 19      | August 10, 2014    | at Toronto      | L, 6-5 |
| 18      | August 4, 1918     | Washington      | W, 7-6 |
| 18      | June 9, 1982       | Cleveland       | W, 4-3 |
| 18      | September 11, 1988 | at New York     | L, 5-4 |
| 18      | June 5, 2001       | at Boston       | L, 4-3 |

Source: Baseball Reference



# 2021 TIGERS

## IAN ALBERT KROL'S CAREER RECORD

| Year                | Club                    | W-L        | ERA         | G         | GS       | CG       | SHO      | SV       | IP          | H         | TBF        | R         | ER        | HR       | HB       | BB        | SO        | WP       | BK       | AVG         |
|---------------------|-------------------------|------------|-------------|-----------|----------|----------|----------|----------|-------------|-----------|------------|-----------|-----------|----------|----------|-----------|-----------|----------|----------|-------------|
| 2009                | AZL Athletics           | 0-0        | 0.00        | 1         | 1        | 0        | 0        | 0        | 1.0         | 0         | 3          | 0         | 0         | 0        | 0        | 0         | 0         | 0        | 0        | .000        |
|                     | Vancouver               | 0-1        | 8.10        | 3         | 1        | 0        | 0        | 0        | 3.1         | 6         | 18         | 5         | 3         | 0        | 0        | 1         | 4         | 0        | 0        | .375        |
| 2010                | Kane County             | 9-4        | 2.65        | 24        | 23       | 0        | 0        | 0        | 118.2       | 98        | 476        | 42        | 35        | 5        | 7        | 19        | 91        | 2        | 3        | .223        |
|                     | Stockton                | 1-0        | 3.66        | 4         | 4        | 0        | 0        | 0        | 19.2        | 18        | 84         | 9         | 8         | 3        | 1        | 9         | 20        | 0        | 0        | .247        |
| 2011                | AZL Athletics           | 0-0        | 0.00        | 3         | 3        | 0        | 0        | 0        | 5.0         | 0         | 15         | 0         | 0         | 0        | 0        | 0         | 6         | 0        | 0        | .000        |
| 2012                | Stockton                | 1-7        | 5.21        | 21        | 15       | 0        | 0        | 0        | 86.1        | 95        | 379        | 64        | 50        | 13       | 3        | 24        | 79        | 1        | 1        | .275        |
|                     | Midland                 | 1-2        | 5.06        | 8         | 0        | 0        | 0        | 0        | 10.2        | 11        | 41         | 6         | 6         | 0        | 0        | 2         | 10        | 2        | 0        | .289        |
| 2013                | Harrisburg              | 0-0        | 0.69        | 21        | 0        | 0        | 0        | 1        | 26.0        | 14        | 101        | 4         | 2         | 1        | 2        | 7         | 29        | 0        | 0        | .157        |
|                     | Syracuse                | 1-1        | 4.91        | 5         | 0        | 0        | 0        | 0        | 3.2         | 2         | 14         | 2         | 2         | 0        | 0        | 1         | 7         | 0        | 0        | .154        |
|                     | <b>Washington</b>       | <b>2-1</b> | <b>3.95</b> | <b>32</b> | <b>0</b> | <b>0</b> | <b>0</b> | <b>0</b> | <b>27.1</b> | <b>28</b> | <b>117</b> | <b>12</b> | <b>12</b> | <b>5</b> | <b>0</b> | <b>8</b>  | <b>22</b> | <b>2</b> | <b>0</b> | <b>.264</b> |
| 2014                | West Michigan#          | 0-0        | 0.00        | 1         | 0        | 0        | 0        | 0        | 1.0         | 0         | 3          | 0         | 0         | 0        | 0        | 0         | 1         | 0        | 0        | .000        |
|                     | Toledo                  | 0-0        | 3.86        | 8         | 0        | 0        | 0        | 0        | 7.0         | 11        | 33         | 3         | 3         | 1        | 0        | 1         | 12        | 0        | 0        | .344        |
|                     | <b>DETROIT</b>          | <b>0-0</b> | <b>4.96</b> | <b>45</b> | <b>0</b> | <b>0</b> | <b>0</b> | <b>1</b> | <b>32.2</b> | <b>42</b> | <b>154</b> | <b>23</b> | <b>18</b> | <b>6</b> | <b>2</b> | <b>13</b> | <b>28</b> | <b>1</b> | <b>1</b> | <b>.304</b> |
| 2015                | Toledo                  | 1-1        | 2.30        | 28        | 0        | 0        | 0        | 1        | 31.1        | 21        | 128        | 10        | 8         | 0        | 0        | 13        | 34        | 3        | 0        | .186        |
|                     | <b>DETROIT</b>          | <b>2-3</b> | <b>5.79</b> | <b>33</b> | <b>0</b> | <b>0</b> | <b>0</b> | <b>0</b> | <b>28.0</b> | <b>31</b> | <b>129</b> | <b>19</b> | <b>18</b> | <b>4</b> | <b>2</b> | <b>17</b> | <b>26</b> | <b>0</b> | <b>0</b> | <b>.287</b> |
| 2016                | Gwinnett                | 1-2        | 4.38        | 12        | 0        | 0        | 0        | 1        | 12.1        | 10        | 53         | 6         | 6         | 1        | 0        | 6         | 14        | 1        | 0        | .213        |
|                     | <b>Atlanta</b>          | <b>2-0</b> | <b>3.18</b> | <b>63</b> | <b>0</b> | <b>0</b> | <b>0</b> | <b>0</b> | <b>51.0</b> | <b>54</b> | <b>217</b> | <b>19</b> | <b>18</b> | <b>4</b> | <b>3</b> | <b>13</b> | <b>56</b> | <b>5</b> | <b>0</b> | <b>.271</b> |
| 2017                | GCL Braves#             | 0-0        | 0.00        | 2         | 0        | 0        | 0        | 0        | 2.0         | 1         | 8          | 0         | 0         | 0        | 0        | 0         | 4         | 1        | 0        | .125        |
|                     | Florida#                | 0-0        | 0.00        | 1         | 0        | 0        | 0        | 0        | 2.0         | 1         | 7          | 0         | 0         | 0        | 1        | 0         | 1         | 0        | 0        | .167        |
|                     | Gwinnett#               | 1-0        | 0.00        | 1         | 0        | 0        | 0        | 0        | 1.0         | 0         | 5          | 0         | 0         | 0        | 1        | 2         | 0         | 0        | 0        | .000        |
|                     | <b>Atlanta</b>          | <b>2-2</b> | <b>5.33</b> | <b>51</b> | <b>0</b> | <b>0</b> | <b>0</b> | <b>0</b> | <b>49.0</b> | <b>50</b> | <b>214</b> | <b>34</b> | <b>29</b> | <b>8</b> | <b>4</b> | <b>21</b> | <b>44</b> | <b>2</b> | <b>0</b> | <b>.266</b> |
| 2018                | Salt Lake               | 1-0        | 1.71        | 18        | 0        | 0        | 0        | 4        | 21.0        | 16        | 90         | 6         | 4         | 0        | 4        | 9         | 20        | 0        | 0        | .208        |
|                     | Las Vegas               | 2-0        | 3.31        | 25        | 0        | 0        | 0        | 0        | 35.1        | 47        | 167        | 15        | 13        | 4        | 0        | 17        | 39        | 3        | 0        | .318        |
|                     | <b>Los Angeles (AL)</b> | <b>0-0</b> | <b>0.00</b> | <b>1</b>  | <b>0</b> | <b>0</b> | <b>0</b> | <b>0</b> | <b>2.0</b>  | <b>1</b>  | <b>8</b>   | <b>0</b>  | <b>0</b>  | <b>0</b> | <b>0</b> | <b>1</b>  | <b>2</b>  | <b>0</b> | <b>0</b> | <b>.143</b> |
| 2019                | Louisville              | 1-3        | 5.33        | 28        | 0        | 0        | 0        | 1        | 25.1        | 27        | 112        | 16        | 15        | 2        | 2        | 12        | 28        | 2        | 0        | .278        |
|                     | Rochester               | 0-1        | 5.23        | 18        | 0        | 0        | 0        | 8        | 20.2        | 27        | 96         | 13        | 12        | 1        | 0        | 10        | 30        | 2        | 0        | .314        |
| 2020                | Nerds Herd*             | 0-0        | 0.47        | 19        | 0        | 0        | 0        | 1        | 19.1        | 8         | ---        | 1         | 1         | 1        | 0        | 3         | 31        | 0        | 0        | -----       |
| MINOR LEAGUE TOTALS |                         | 20-22      | 3.47        | 232       | 47       | 0        | 0        | 16       | 433.1       | 405       | 1833       | 201       | 167       | 31       | 21       | 133       | 429       | 17       | 4        | .245        |
| DETROIT TOTALS      |                         | 2-3        | 5.34        | 78        | 0        | 0        | 0        | 1        | 60.2        | 73        | 283        | 42        | 36        | 10       | 4        | 30        | 54        | 1        | 1        | .297        |
| AL TOTALS           |                         | 2-3        | 5.17        | 79        | 0        | 0        | 0        | 1        | 62.2        | 74        | 291        | 42        | 36        | 10       | 4        | 31        | 56        | 1        | 1        | .292        |
| NL TOTALS           |                         | 6-3        | 4.17        | 146       | 0        | 0        | 0        | 0        | 127.1       | 132       | 548        | 65        | 59        | 17       | 7        | 42        | 122       | 9        | 0        | .268        |
| MAJOR LEAGUE TOTALS |                         | 8-6        | 4.50        | 225       | 0        | 0        | 0        | 1        | 190.0       | 206       | 839        | 107       | 95        | 27       | 11       | 73        | 178       | 10       | 1        | .276        |

\* - Not included in career totals

## MAJOR LEAGUE CAREER FIELDING

|         | G   | TC | PO | A  | E | DP | PCT  |
|---------|-----|----|----|----|---|----|------|
| Pitcher | 225 | 46 | 13 | 29 | 4 | 5  | .913 |

## MAJOR LEAGUE CAREER HIGHS

**Longest Winning Streak in Games with Decision:** 3 - September 16, 2015-September 21, 2016

**Longest Losing Streak in Games with Decision:** 3 - June 17-July 23, 2015

**Strikeouts:** 4 - June 23, 2013 vs. Colorado

**Walks:** 3 - May 15, 2017 at Toronto

**Innings (starter):** No Major League starts

**Innings (relief):** 3.0 - September 16, 2015 at Minnesota

## DETROIT TIGERS GENERAL MANAGERS (SINCE 1946)

| General Manager                                                          | Years        |
|--------------------------------------------------------------------------|--------------|
| George Trautman                                                          | 1946-48      |
| Billy Evans                                                              | 1949-51      |
| Charlie Gehringer (Vice President)                                       | 1951-53      |
| Muddy Ruel                                                               | 1954-56      |
| Walter Briggs Jr.                                                        | 1957         |
| John McHale, Sr.                                                         | 1958         |
| Rick Ferrell (Vice President, Director of Major League Personnel)        | 1959-62      |
| James A. Campbell                                                        | 1962-83      |
| William Lajoie                                                           | 1984-90      |
| Joe McDonald (Senior Vice President, Player Procurement and Development) | 1991-92      |
| Jerry Walker                                                             | 1993-94      |
| Joe Klein                                                                | 1995         |
| Randy Smith                                                              | 1996-2002    |
| David Dombrowski                                                         | 2002-15      |
| Al Avila (Executive Vice President, Baseball Operations)                 | 2015-present |



57

ALEX  
LANGE

HT: 6-3 WT: 197 BT: R TH: R BORN: 10/2/1995 IN RIVERSIDE, CA

**RIGHTHANDED PITCHER**

Opening Day Age: 25

Residence: Lee's Summit, MO

Major League Service: 0.000

Signed Through: 2021

How Obtained: Acquired by the Tigers along with Paul Richan from Chicago (NL) in exchange for Nicholas Castellanos on July 31, 2019

**SEASON HIGHLIGHTS**

Spent the **2020** season at the Tigers Alternate Training Site in Toledo.

- Ranked as the 29th-best prospect in the Tigers organization by *Baseball America* entering the season.

Began the **2019** season in the Chicago Cubs organization, before being acquired by the Tigers on July 31.

- Threw 5.0 no-hit innings on May 4 vs. Salem, striking out seven and walking four.
- Started four games in June between Single A Myrtle Beach and Double A Tennessee, posting a 1-1 record with a 2.52 ERA (25.0IP/7ER) and 22 strikeouts.
- Pitched exclusively out of the bullpen for Double A Erie in August/September...closed the season by not allowing an earned run in six of his final seven outings.
- Rated as the No. 14 prospect in the Cubs organization by *Baseball America* entering the season...also rated as possessing the best curveball in the Cubs system.

Made 23 starts with Single A Myrtle Beach in **2018**.

- Had a season-high 10 strikeouts on May 23 vs. Lynchburg.
- Recorded three consecutive starts without allowing a run from May 23-June 6, throwing 17.0 scoreless innings in that span with 13 hits allowed, two walks and 19 strikeouts.
- Closed the season by allowing three runs-or-less in his final five starts from August 6-September 2...went 0-1 with a 2.93 ERA (27.2IP/9ER) and 21 strikeouts.
- Ranked as the fifth-best prospect in the Cubs organization by *Baseball America* entering the season...was also rated as possessing the best curveball in the Cubs system.

Started four games with Single A Eugene in **2017** as he made his professional debut.

**AMATEUR HIGHLIGHTS**

- Played collegiately at LSU, where he was named a second team All-American in **2017**.
- Selected the National Freshman Pitcher of the Year in **2015**, and was also named a first team All-American.
- Named the **2014** Missouri Gatorade Player of the Year as a senior at Lee's Summit West High School.

**TRANSACTIONS**

- Selected by Chicago (NL) in the first round (30th overall) of the 2017 MLB Draft out of Louisiana State University
- On suspended list, April 11-21, 2019
- Acquired by the Tigers along with Paul Richan from Chicago (NL) in exchange for Nicholas Castellanos on July 31, 2019

**ALEXANDER (ALEX) CRAIG LANGE'S CAREER RECORD**

| Year                       | Club          | W-L   | ERA  | G  | GS | CG | SHO | SV | IP    | H   | TBF | R   | ER  | HR | HB | BB | SO  | WP | BK | AVG  |
|----------------------------|---------------|-------|------|----|----|----|-----|----|-------|-----|-----|-----|-----|----|----|----|-----|----|----|------|
| 2017                       | Eugene        | 0-1   | 4.82 | 4  | 4  | 0  | 0   | 0  | 9.1   | 9   | 41  | 6   | 5   | 0  | 1  | 3  | 13  | 0  | 0  | .243 |
| 2018                       | Myrtle Beach  | 6-8   | 3.74 | 23 | 23 | 0  | 0   | 0  | 120.1 | 104 | 495 | 52  | 50  | 6  | 8  | 38 | 101 | 19 | 0  | .234 |
| 2019                       | Myrtle Beach  | 1-9   | 7.36 | 11 | 11 | 0  | 0   | 0  | 47.2  | 58  | 228 | 43  | 39  | 4  | 2  | 26 | 51  | 5  | 0  | .290 |
|                            | Tennessee     | 2-3   | 3.92 | 7  | 7  | 0  | 0   | 0  | 39.0  | 36  | 168 | 24  | 17  | 4  | 4  | 19 | 28  | 3  | 0  | .252 |
|                            | Erie          | 2-1   | 3.45 | 9  | 0  | 0  | 0   | 0  | 15.2  | 13  | 61  | 7   | 6   | 0  | 0  | 8  | 15  | 3  | 0  | .245 |
| 2020                       | Did Not Pitch |       |      |    |    |    |     |    |       |     |     |     |     |    |    |    |     |    |    |      |
| <b>MINOR LEAGUE TOTALS</b> |               | 11-22 | 4.54 | 54 | 45 | 0  | 0   | 0  | 232.0 | 220 | 993 | 132 | 117 | 14 | 15 | 94 | 208 | 30 | 0  | .251 |

**LEADING OFF A POSTSEASON GAME WITH A HOME RUN**

Davy Jones belted a home run to lead off Game 5 of the World Series at Pittsburgh on October 13. It marks the only time a Tigers player has connected for a home run to lead off a game in the club's postseason history.



# 25 MATT MANNING

HT: 6-6 WT: 195 BT: R TH: R BORN: 1/28/1998 IN SACRAMENTO, CA

## RIGHTHANDED PITCHER

Opening Day Age: 23 Residence: Elk Grove, CA

Major League Service: 0.000 Signed Through: 2021

How Obtained: Selected by the Tigers in the first round (ninth overall) of the 2016 MLB Draft

### CAREER HIGHLIGHTS

- Selected to participate in the MLB Futures Game prior to the Major League Baseball All-Star Game in **2018** at Nationals Park in Washington, DC and in **2019** at Progressive Field in Cleveland.

### SEASON HIGHLIGHTS

One of the top prospects in baseball, he spent the entire **2020** season at the alternate training site in Toledo.

- Ranked as the No. 2 prospect in the Tigers organization and the No. 17 prospect overall by *Baseball America*...also rated as possessing the best curveball in the player development system.

Named the Tigers Minor League Pitcher of the Year in **2019** after making 24 starts and posting an 11-5 record with a 2.56 ERA (133.2IP/38ER) and 148 strikeouts.

- Selected to the Eastern League midseason and postseason All-Star Teams and was named an organization All-Star by MiLB...was also tabbed a Double A All-Star by *Baseball America*.
- Ranked second in the Eastern League in strikeouts and WHIP (0.98), while he was tied for second in opponent batting average (.192, 93x484), third in ERA, tied for third in wins, eighth in innings pitched and tied for eighth in games started.
- Earned Eastern League Pitcher of the Week honors for the week ending April 14 after throwing 7.0 shutout innings with one hit allowed and 10 strikeouts on April 10 vs. Altoona.
- Posted his second double-digit strikeout game of the season on May 21 at Hartford, fanning 10...added a third 10-strikeout performance on August 9 at New Hampshire.
- Named Tigers Minor League Pitcher of the Month in May, compiling a 2-1 record with a 1.44 ERA (31.1IP/5ER) and 34 strikeouts in five starts.
- Started five games during the month of August, and went 3-1 with a 2.28 ERA (27.2IP/7ER) and 33 strikeouts.
- Ranked as the No. 2 prospect in the Tigers organization, the No. 50 prospect in all of baseball and the third-best prospect in the Eastern League by *Baseball America* following the season...also rated as possessing the best fastball in Detroit's system.

Started 22 games in **2018**, pitching at Single A West Michigan, Single A Lakeland and Double A Erie.

- Named an organization All-Star by MiLB.com.
- Sidelined from April 5-20 with a left oblique muscle strain.
- Struck out 10 batters in just 3.2 innings in his season debut on April 20 at Great Lakes...also had 10 punchouts on August 23 at Daytona.
- Threw at least 5.0 innings and allowed three runs-or-less in 13 consecutive starts from June 10-August 29, posting a 6-4 record with a 2.44 ERA (77.1IP/21ER) and 93 strikeouts.
- Rated as the No. 3 prospect in the Tigers organization, the No. 78 prospect overall and the sixth-best prospect in both the Midwest League and Florida State League by *Baseball America* following the season.

Combined to make 14 starts between Single A Connecticut and Single A West Michigan in **2017**.

- Posted a 1-1 record with a 1.69 ERA (21.1IP/4ER) with 24 strikeouts over his first six starts of the season from June 20-July 17.
- Named the top prospect in the Detroit Minor League system, the No. 61 prospect overall and the fourth-best prospect in the New York-Penn League by *Baseball America* following the season.

Began his professional career in **2016**, making 10 starts with the GCL Tigers West.

- Allowed three earned runs-or-less over his final eight starts of the season from July 14-August 27, compiling a 0-1 record with a 2.25 ERA (24.0IP/6ER) and 36 strikeouts.
- Rated as the second-best prospect in the Gulf Coast League by *Baseball America*.



**AMATEUR HIGHLIGHTS**

- Attended Sheldon (CA) High School, where he was named a Rawlings-Perfect Game first team All-American as a senior in **2016**.
- Was also selected a Perfect Game underclass high honorable mention All-American as a junior in **2015**.

**TRANSACTIONS**

- Selected by the Tigers in the first round (ninth overall) of the 2016 MLB Draft out of Elk Grove High School (CA) (signing scout: Scott Cerny)
- On injured list, April 5-20, 2018 (left oblique muscle strain)

**MATTHEW (MATT) GEORGE MANNING'S CAREER RECORD**

| Year                       | Club            | W-L          | ERA         | G         | GS        | CG       | SHO      | SV       | IP           | H          | TBF         | R          | ER         | HR        | HB        | BB         | SO         | WP        | BK       | AVG         |
|----------------------------|-----------------|--------------|-------------|-----------|-----------|----------|----------|----------|--------------|------------|-------------|------------|------------|-----------|-----------|------------|------------|-----------|----------|-------------|
| 2016                       | GCL Tigers West | 0-2          | 3.99        | 10        | 10        | 0        | 0        | 0        | 29.1         | 27         | 122         | 18         | 13         | 2         | 1         | 7          | 46         | 0         | 0        | .237        |
| 2017                       | Connecticut     | 2-2          | 1.89        | 9         | 9         | 0        | 0        | 0        | 33.1         | 27         | 139         | 10         | 7          | 0         | 2         | 14         | 36         | 1         | 0        | .223        |
|                            | West Michigan   | 2-0          | 5.60        | 5         | 5         | 0        | 0        | 0        | 17.2         | 14         | 79          | 11         | 11         | 0         | 1         | 11         | 26         | 2         | 0        | .209        |
| 2018                       | West Michigan   | 3-3          | 3.40        | 11        | 11        | 0        | 0        | 0        | 55.2         | 47         | 237         | 22         | 21         | 3         | 2         | 28         | 76         | 4         | 0        | .229        |
|                            | Lakeland        | 4-4          | 2.98        | 9         | 9         | 0        | 0        | 0        | 51.1         | 32         | 205         | 17         | 17         | 4         | 1         | 19         | 65         | 2         | 0        | .176        |
|                            | Erie            | 0-1          | 4.22        | 2         | 2         | 0        | 0        | 0        | 10.2         | 11         | 46          | 6          | 5          | 0         | 1         | 4          | 13         | 1         | 1        | .282        |
| 2019                       | Erie            | 11-5         | 2.56        | 24        | 24        | 0        | 0        | 0        | 133.2        | 93         | 527         | 42         | 38         | 7         | 2         | 38         | 148        | 5         | 0        | .192        |
| 2020                       | Did Not Play    |              |             |           |           |          |          |          |              |            |             |            |            |           |           |            |            |           |          |             |
| <b>MINOR LEAGUE TOTALS</b> |                 | <b>22-17</b> | <b>3.04</b> | <b>70</b> | <b>70</b> | <b>0</b> | <b>0</b> | <b>0</b> | <b>331.2</b> | <b>251</b> | <b>1355</b> | <b>126</b> | <b>112</b> | <b>16</b> | <b>10</b> | <b>121</b> | <b>410</b> | <b>15</b> | <b>1</b> | <b>.207</b> |

2021 TIGERS



# 15

## NOMAR MAZARA

HT: 6-4 WT: 216 BT: L TH: L BORN: 4/26/1995 IN SANTO DOMINGO, DR

**OUTFIELDER**

Opening Day Age: 25      Residence: Houston, TX

Major League Service: 5.000      Signed Through: 2021

How Obtained: Signed by the Tigers as a free agent on February 12, 2021

**CAREER HIGHLIGHTS**

- Hit at least 19 home runs each season from **2016-19**, just one of 10 Major League outfielders to do so and the only one to do so before turning 25...since 2010, is one of just five players to hit at least 19 home runs in four-or-more seasons before turning 25, joining Carlos Correa (four seasons, 2015-19), Giancarlo Stanton (five, 2010-14), Mike Trout (five, 2012-16) and Bryce Harper (five, 2012-17).
- Selected to participate in the Futures Game prior to the Major League Baseball All-Star Game in 2015 at Great American Ball Park in Cincinnati...went 2x3 for the World Team.

**SEASON HIGHLIGHTS**

Appeared in 42 games with the White Sox in **2020**.

- Excelled with runners in scoring position, hitting .345 (10x29) with four doubles and 14 RBI, while he batted .471 (8x17) with runners in scoring position and two outs.
- On the injured list from July 21-August 3.
- Hit his first home run of the season on September 19 at Cincinnati off Trevor Bauer...the homer snapped a 23-game homerless streak.
- Played in two games during the American League Wild Card series at Oakland, going 3x6 with a double and two RBI.

Established career highs in batting average (.268), slugging percentage (.469), OPS (.786) and runs scored (69) in **2019**.

- Finished the season with an average home run distance of 416 feet, which was the ninth-highest in MLB according to Statcast (min. 15 home runs)...hit two of the six longest home runs of the season, a 482-foot blast on March 28 vs. Chicago (NL) and a 505-foot shot on June 21 vs. the White Sox, which was the longest homer of the season, according to Statcast.
- Hit a walk-off sacrifice fly on May 19 vs. St. Louis, his second career game-ending RBI (other, home run on May 9, 2018 vs. Detroit).
- Belted a pair of home runs on April 24 at Oakland and June 22 vs. Chicago (AL).
- Equalled his career high on May 15 at Kansas City and July 4 vs. Los Angeles (AL).
- Sidelined from August 20-September 1 with a left oblique muscle strain.



Finished the **2018** season with 20 home runs, his third straight season with 20 homers.

- Became the first player in MLB history to hit exactly 20 homers in each of his first three seasons, and joined Juan Gonzalez (1991-93) and Ruben Sierra (1987-89) as the only Texas players with three seasons of 20-or-more homers before their age-24 season.
- Had 20-plus homers, 25-or-more doubles and 75-or-more RBI for the second consecutive season, one of 21 players to reach those numbers in both 2017 and 2018.
- Seven of his 20 homers came against lefthanded pitchers, tied for second among lefthanded hitters in the American League.
- Homered in a career-best four straight games from May 1-4, the longest streak by a Ranger since Mike Napoli from July 1-4, 2017.
- Posted his first career multi-homer game on May 9 vs. Detroit, including a game-tying shot in the seventh and his first career walk-off homer in the 10th.
- Selected the Rangers Player of the Month for May, hitting .270/.357/.622 with seven doubles, one triple, 10 home runs and 23 RBI...ranked tied for fifth in the AL in hits (18) during the month, while he was tied for sixth in runs scored (20), tied for seventh in RBI and 10th in slugging percentage.
- On the injured list from July 17-August 16 with a right thumb sprain.
- Hit four home runs in the three-game series vs. Minnesota from August 31-September 2, the most by a Texas player in a three-game set since Mike Napoli had four homers from September 26-28, 2011 at Los Angeles...had a pair of home runs on September 2 vs. the Twins.

Drove in a career-high 101 runs in **2017**, becoming just the fifth Rangers player since 2007 to drive in 100-or-more runs in a season, joining Adrián Beltré and Josh Hamilton (three each) and Michael Young and Vladimir Guerrero (once each).

- Ranked tied for ninth in the American League in RBI, while he led the Rangers in RBI, ranked second in doubles (30), third in hits (142) and walks (55) and tied for fifth in homers (20).
- Made an Opening Day roster at the Major League level for the first time in his career.
- Named AL Player of the Week for the period from April 2-9...hit .417/.462/.750 with two doubles, two home runs and nine RBI...drove in a career-best six runs on April 7 vs. Oakland.
- Recorded 17 RBI through the first 14 games of the season from April 3-18, joining Juan Gonzalez (18) and Lee Stevens (17) in 1998 as the only players in Rangers history to drive in 17-or-more in the club's first 14 games.
- Compiled a career-best, 11-game hitting streak from May 9-23, during which he batted .381/.458/.667 with seven doubles, one triple, one home run and 10 RBI.

Put together an impressive rookie campaign in **2016**, being named Rangers Rookie of the Year and finishing tied for fifth in American League Rookie of the Year voting.

- Named to Major League Rookie All-Star Teams picked by *Baseball America*, *Topps* and *Baseball Digest*.
- Finished the season leading AL rookies in runs scored (59), hits (137), and total bases (216), while he was tied for the lead in home runs (20) and RBI (64) and second in walks (39).
- Ranked among the Rangers all-time rookie leaders in slugging percentage (3rd, .419), hits (t-3rd), homers (4th), batting average (5th, .266), on-base percentage (6th, .320) and RBI (t-6th).
- Became the fourth Rangers rookie to have a 20-homer season, joining Pete Incaviglia (30 in 1986), Mark Teixeira (26 in 2003) and Dave Hostetler (22 in 1982).
- Made his Major League debut on April 10 vs. Los Angeles (AL), going 3x4 with a home run...singled in the first for his first hit and homered in the fifth, both off Jered Weaver...tied the club record for hits in a debut (fifth time), and became the eighth Rangers player to homer in his debut...was the ninth-youngest Texas player to hit his first career home run (20 years, 350 days).
- Went 12x27 over his first seven games from April 10-16, including four multi-hit efforts...the 12 hits were the most by a Rangers player in his first seven games, and second most in franchise history behind the Senators' Del Unser (13 in 1968).
- Reached base safely in 26 of his first 28 games, the first player in club history to accomplish the feat, and the first Major Leaguer since Los Angeles (NL)'s Yasiel Puig (also 26) in 2013.
- Selected as the AL Rookie of the Month in both April and May, joining the Yankees' Aaron Judge (2017), Tampa Bay's Rocco Baldelli (2003) and Seattle's Ichiro Suzuki (2001) as the only players to win in both April and May.
- Started Games 1 and 3 of the AL Division Series vs. Toronto, going 1x6...at 21 years and 163 days old for Game 1, he became the second youngest Ranger to make his postseason debut behind Jurickson Profar (19 years, 228 days old for the 2012 AL Wild Card Game vs. Baltimore).
- Ranked as the No. 3 prospect in the Rangers Minor League system and the No. 21 prospect overall by *Baseball America*.

Selected as the Rangers Tom Grieve Minor League Player of the Year in **2015** after combining to hit .296/.366/.443 with 26 doubles, two triples, 14 home runs and 69 RBI in 131 games between Double A Frisco and Triple A Round Rock.

- Named a Texas League midseason All-Star Team and a Rangers organization All-Star by MiLB.com.
- Earned Texas League Batter of the Week honors for the week ending June 14, hitting .500/.560/1.100 with one double, one triple, three homers and 12 RBI.





- Was promoted to Round Rock on August 18...following his promotion, ranked tied for sixth in the Pacific Coast League with 29 hits.
- Played in all eight games for Round Rock in the PCL postseason, batting .276 (8x29) with a homer and two RBI.
- Rated as the fourth-best prospect in the Rangers organization, the No. 87 prospect overall and the 12th-best prospect in the Texas League by *Baseball America*.

Combined to play in 130 games between Single A Hickory and Double A Frisco in **2014**.

- Named to *Baseball America*'s low Class A All-Star Team and was selected a Rangers organization All-Star by MiLB.com.
- Ranked second among Texas Minor Leaguers with 89 RBI and fourth with 22 home runs.
- At the age of 19, was one of just two teenagers in the Minor Leagues to hit 20-or-more home runs, joining Hickory's Travis Demeritte.
- Selected the Rangers Minor League Player of the Month for July, batting .287/.402/.617 with four doubles, nine home runs and 20 RBI...led the South Atlantic League in home runs and walks (18).
- Named Texas League Player of the Week for the week ending August 17, hitting .364/.440/.818 with four doubles, two home runs and six RBI.
- Appeared in 15 games with Tigres del Licey in the Dominican Winter League, and hit .294/.415/.441 with two doubles, one home run and six RBI.
- Ranked as the No. 24 prospect in the Rangers organization and the No. 13 prospect in the SAL by *Baseball America*...also rated as possessing the best outfield arm in the SAL.

Spent the entire **2013** season with Single A Hickory, leading the team with 126 games played.

- Ranked second on the team with 23 doubles, while he was third with 62 RBI.
- Rated as the 16th-best prospect in the Rangers Minor League system and as the No. 15 prospect in the South Atlantic League by *Baseball America*.

Began his professional career in **2012** with the AZL Rangers, playing in 54 games.

- Finished the season tied for second in the Arizona League with 37 walks.
- Recorded a 31-game, on-base streak from July 2-August 10, the season's longest in the AZL...hit .273/.417/.500 with six doubles, two triples, five home runs and 24 RBI.
- Ranked as the No. 30 prospect in the Rangers organization and the No. 11 prospect in the Arizona League by *Baseball America*.

**AMATEUR HIGHLIGHTS**

- Was a member of the **2010** Dominican Republic squad that won the Junior Division (14-15) championship in the RBI World Series in Jupiter, FL.

**TRANSACTIONS**

- Signed by Texas as a non-drafted free agent on July 2, 2011
- On temporarily inactive list, July 11-15, 2015 (participating in Futures Game)
- On injured list, July 17-August 16, 2018 (right thumb sprain)
- On injured list, August 20-September 1, 2019 (left oblique muscle strain)
- Acquired by Chicago (AL) from Texas in exchange for Steele Walker on December 10, 2019
- On injured list, July 21-August 3, 2020
- Signed by the Tigers as a free agent on February 12, 2021

**NOMAR SHAMIR JIMINIAN MAZARA'S CAREER RECORD**

| Year                | Club         | AVG  | G   | AB   | R   | H   | TB  | 2B  | 3B | HR | RBI | SH | SF | HB | BB  | SO  | SB | CS | OBP  | SLG  | E  |
|---------------------|--------------|------|-----|------|-----|-----|-----|-----|----|----|-----|----|----|----|-----|-----|----|----|------|------|----|
| 2012                | AZL Rangers  | .264 | 54  | 201  | 40  | 53  | 90  | 13  | 3  | 6  | 39  | 0  | 2  | 3  | 37  | 70  | 5  | 2  | .383 | .448 | 2  |
| 2013                | Hickory      | .236 | 126 | 453  | 48  | 107 | 173 | 23  | 2  | 13 | 62  | 0  | 3  | 6  | 44  | 131 | 1  | 2  | .310 | .382 | 10 |
| 2014                | Hickory      | .264 | 106 | 398  | 68  | 105 | 187 | 21  | 2  | 19 | 73  | 0  | 3  | 3  | 57  | 99  | 4  | 3  | .358 | .470 | 4  |
|                     | Frisco       | .306 | 24  | 85   | 10  | 26  | 44  | 7   | 1  | 3  | 16  | 0  | 1  | 2  | 9   | 22  | 0  | 0  | .381 | .518 | 4  |
| 2015                | Frisco       | .284 | 111 | 409  | 57  | 116 | 181 | 22  | 2  | 13 | 56  | 0  | 9  | 5  | 47  | 92  | 2  | 0  | .357 | .443 | 8  |
|                     | Round Rock   | .358 | 20  | 81   | 11  | 29  | 36  | 4   | 0  | 1  | 13  | 0  | 0  | 2  | 5   | 10  | 0  | 0  | .409 | .444 | 0  |
| 2016                | Round Rock   | .500 | 3   | 12   | 4   | 6   | 9   | 0   | 0  | 1  | 4   | 0  | 0  | 0  | 1   | 1   | 0  | 0  | .538 | .750 | 0  |
|                     | Texas        | .266 | 145 | 516  | 59  | 137 | 216 | 13  | 3  | 20 | 64  | 0  | 7  | 6  | 39  | 112 | 0  | 2  | .320 | .419 | 2  |
| 2017                | Texas        | .253 | 148 | 554  | 64  | 140 | 234 | 30  | 2  | 20 | 101 | 0  | 3  | 4  | 55  | 127 | 2  | 2  | .323 | .422 | 6  |
| 2018                | Frisco#      | .125 | 2   | 8    | 0   | 1   | 1   | 0   | 0  | 0  | 0   | 0  | 0  | 0  | 0   | 4   | 0  | 0  | .125 | .125 | 0  |
|                     | Round Rock#  | .417 | 4   | 12   | 1   | 5   | 5   | 0   | 0  | 0  | 2   | 0  | 0  | 0  | 0   | 2   | 0  | 0  | .417 | .417 | 0  |
|                     | Texas        | .258 | 128 | 489  | 61  | 126 | 213 | 25  | 1  | 20 | 77  | 0  | 3  | 4  | 40  | 116 | 1  | 0  | .317 | .436 | 2  |
| 2019                | Texas        | .268 | 116 | 429  | 69  | 115 | 201 | 27  | 1  | 19 | 66  | 0  | 6  | 6  | 28  | 108 | 4  | 1  | .318 | .469 | 1  |
| 2020                | Chicago (AL) | .228 | 42  | 136  | 13  | 31  | 40  | 6   | 0  | 1  | 15  | 0  | 0  | 3  | 10  | 44  | 0  | 1  | .295 | .294 | 0  |
| MINOR LEAGUE TOTALS |              | .270 | 450 | 1659 | 239 | 448 | 726 | 90  | 10 | 56 | 265 | 0  | 18 | 21 | 200 | 431 | 12 | 7  | .352 | .438 | 28 |
| MAJOR LEAGUE TOTALS |              | .258 | 579 | 2124 | 266 | 549 | 904 | 101 | 7  | 80 | 323 | 0  | 19 | 23 | 172 | 507 | 7  | 6  | .318 | .426 | 11 |



## 2021 TIGERS

### CAREER FIELDING

|          | G   | TC   | PO   | A  | E  | DP | PCT  |
|----------|-----|------|------|----|----|----|------|
| Outfield | 532 | 1050 | 1012 | 27 | 11 | 2  | .990 |

### CAREER HIGHS

**Hits:** 4 (four times) - last, July 4, 2019 vs. Los Angeles (AL)  
**Home Runs:** 2 (four times) - last, June 22, 2019 vs. Chicago (AL)  
**RBI:** 6 - April 7, 2017 vs. Oakland  
**Stolen Bases:** 1 (seven times) - last, July 14, 2019 vs. Houston  
**Hitting Streak:** 11 - May 9-23, 2017



# 12

# CASEY MIZE

HT: 6-3 WT: 220 BT: R TH: R BORN: 5/1/1997 IN SPRINGVILLE, AL

### RIGHTHANDED PITCHER

**Opening Day Age:** 23

**Residence:** Nashville, TN

**Major League Service:** 0.111

**Signed Through:** 2021

**How Obtained:** Selected by the Tigers in the first round (first overall) of the 2018 MLB Draft

### SEASON HIGHLIGHTS

One of the top prospects in baseball, he appeared in the first seven games of his Major League career in **2020**...posted an 0-3 record and 6.99 ERA (28.1IP/22ER) on 29 hits and 13 walks, while striking out 26.

- Was selected from the alternate training site prior to the game on August 19 at Chicago (AL) and made his Major League debut that night...tossed 4.1 innings in his debut, allowing three runs on seven hits with no walks and seven strikeouts...became the first pitcher in Tigers history to strike out seven-or-more batters while not issuing a walk in his debut and the first MLB pitcher to do so since Stephen Strasburg with Washington on June 8, 2020 vs. Pittsburgh.
- Had the best start of his season on September 11 at Chicago (AL)...did not factor into the decision, allowing two runs on one hit with two walks and five strikeouts in 5.1 innings...he faced the minimum through the first five innings and carried a no-hitter into the sixth inning before allowing a double to Yolmer Sánchez...according to the Elias Sports Bureau, the no-hit bid was the longest by a Detroit rookie pitcher since Michael Fulmer threw 6.2 innings without giving up a hit on June 1, 2016 at Los Angeles (AL).
- Was very successful with his fastball in 2020, holding opponents to a .136 (3x22) batting average against that pitch...that figure ranked ninth in the American League among pitchers that threw at least 140 four-seamers during the season.
- Ranked as the top prospect in the Tigers organization and the No. 13 prospect overall by *Baseball America* ...also rated as possessing the best changeup in the Tigers system.

Put together an impressive **2019** season, compiling an 8-3 record with a 2.55 ERA (109.1IP/31ER), 0.94 WHIP and 106 strikeouts in 21 starts between Single A Lakeland and Double A Erie.

- Named to the Eastern League midseason All-Star Team.
- Earned Florida State League Pitcher of the Week honors in consecutive weeks on April 22 and 29...over the two weeks, combined to throw 15.0 shutout innings with two hits allowed, one walk and 10 strikeouts.
- Made his debut with Erie on April 29 at Altoona and threw a no-hitter on 98 pitches, allowing just two baserunners, one on a hit by pitch and the other on a walk, and striking out seven...it marked the fourth no-hitter in SeaWolves history.
- Selected Tigers Minor League Pitcher of the Month for April after posting a 3-0 record with a 0.26 ERA (35.0IP/1ER) and 32 strikeouts...allowed just seven hits during the month, holding opponents to a .064 (7x109) batting average.
- Named Eastern League Pitcher of the Week for the week ending May 5 after making two starts during the week and going 2-0 with a 0.00 ERA (14.0IP/0ER) and 11 strikeouts.
- Picked up his second Eastern League weekly honor for the week ending May 26...won a pair of starts during the week and threw 14.0 scoreless innings with seven hits allowed and 12 strikeouts.
- Sidelined from June 14-July 10 with right shoulder inflammation.
- Ranked as the top prospect in the Tigers organization, the No. 16 prospect in all of baseball and the second-best prospect in the Eastern League by *Baseball America*.



Made five starts between the GCL Tigers West and Single A Lakeland as he completed his first season of professional baseball in **2018**.

- Made his professional debut on July 26 vs. the GCL Yankees East, throwing 2.0 hitless innings with four strikeouts.
- Struck out four over 3.0 shutout innings in his first start with Lakeland on July 31 at Dunedin.

### AMATEUR HIGHLIGHTS

- Played collegiately at Auburn University, pitching for the Tigers from **2016-18**...became just the second two-time All-American and consensus All-American in Auburn history.
- Earned first-team All-SEC honors and was a finalist for the Golden Spikes Award and Dick Howser Trophy in **2018**, as he led the SEC with 151 strikeouts, 12.45 strikeouts per 9.0 innings and a 0.81 WHIP, while he was second in the league with 12 walks allowed and 0.99 walks allowed per 9.0 innings.
- Named a second team All-American in **2017** as he went 8-2 with a 2.04 ERA (83.2IP/19ER), which ranked third in the SEC and 25th nationally...also led the country with a 12.11 strikeout-to-walk ratio.

### TRANSACTIONS

- Selected by the Tigers in the first round (first overall) of the 2018 MLB Draft out of Auburn University (signing scout: Justin Henry)
- On injured list, June 14-July 10, 2019 (right shoulder inflammation)

### CASEY A. MIZE'S CAREER RECORD

| Year                | Club            | W-L        | ERA         | G        | GS       | CG       | SHO      | SV       | IP          | H         | TBF        | R         | ER        | HR       | HB       | BB        | SO        | WP       | BK       | AVG         |
|---------------------|-----------------|------------|-------------|----------|----------|----------|----------|----------|-------------|-----------|------------|-----------|-----------|----------|----------|-----------|-----------|----------|----------|-------------|
| 2018                | GCL Tigers West | 0-0        | 0.00        | 1        | 1        | 0        | 0        | 0        | 2.0         | 0         | 7          | 0         | 0         | 0        | 0        | 1         | 4         | 0        | 0        | .000        |
|                     | Lakeland        | 0-1        | 4.63        | 4        | 4        | 0        | 0        | 0        | 11.2        | 13        | 48         | 6         | 6         | 2        | 2        | 2         | 10        | 0        | 0        | .295        |
| 2019                | Lakeland        | 2-0        | 0.88        | 6        | 6        | 0        | 0        | 0        | 30.2        | 11        | 107        | 3         | 3         | 0        | 1        | 5         | 30        | 0        | 0        | .110        |
|                     | Erie            | 6-3        | 3.20        | 15       | 15       | 1        | 1        | 0        | 78.2        | 69        | 323        | 30        | 28        | 5        | 6        | 18        | 76        | 0        | 0        | .234        |
| 2020                | DETROIT         | <b>0-3</b> | <b>6.99</b> | <b>7</b> | <b>7</b> | <b>0</b> | <b>0</b> | <b>0</b> | <b>28.1</b> | <b>29</b> | <b>133</b> | <b>25</b> | <b>22</b> | <b>7</b> | <b>5</b> | <b>13</b> | <b>26</b> | <b>2</b> | <b>0</b> | <b>.252</b> |
| MINOR LEAGUE TOTALS |                 | 8-4        | 2.71        | 26       | 26       | 1        | 1        | 0        | 123.0       | 93        | 485        | 39        | 37        | 7        | 9        | 26        | 120       | 0        | 0        | .209        |
| MAJOR LEAGUE TOTALS |                 | 0-3        | 6.99        | 7        | 7        | 0        | 0        | 0        | 28.1        | 29        | 133        | 25        | 22        | 7        | 5        | 13        | 26        | 2        | 0        | .252        |

### MAJOR LEAGUE CAREER FIELDING

|         | G | TC | PO | A | E | DP | PCT   |
|---------|---|----|----|---|---|----|-------|
| Pitcher | 7 | 5  | 0  | 5 | 0 | 0  | 1.000 |

### MAJOR LEAGUE CAREER HIGHS

**Longest Winning Streak in Games with Decision:** No Major League winning streak

**Longest Losing Streak in Games with Decision:** 3 - August 24-September 23, 2020

**Strikeouts:** 7 - August 19, 2020 at Chicago (AL)

**Walks:** 3 - September 17, 2020 vs. Cleveland

**Innings (starter):** 5.1 - September 11, 2020 at Chicago (AL)

**Innings (relief):** No Major League relief appearances

### POSITION PLAYERS WHO PITCHED FOR THE TIGERS

Outfielder Travis Demeritte pitched once for the Tigers during the 2020 season. Since 1914, the Tigers have had 11 position players take the mound in a game. A full listing of Tigers position players that have pitched in a game is below.

| Player           | Date               | Pitching Line                         |
|------------------|--------------------|---------------------------------------|
| Ben Dyer         | May 9, 1918        | 1.0 IP, 0 H, 0 R, 0 ER, 0 BB, 0 SO    |
| Ben Dyer         | June 11, 1918      | 0.2 IP, 0 H, 0 R, 0 ER, 0 BB, 0 SO    |
| Ty Cobb          | September 1, 1918  | 2.0 IP, 3 H, 1 R, 1 ER, 0 BB, 0 SO    |
| Ty Cobb          | September 2, 1918  | 2.0 IP, 3 H, 1 R, 1 ER, 2 BB, 0 SO    |
| Bobby Veach      | September 2, 1918  | 2.0 IP, 2 H, 1 R, 1 ER, 2 BB, 0 SO    |
| Ty Cobb          | October 4, 1925    | 1.0 IP, 0 H, 0 R, 0 ER, 0 BB, 0 SO    |
| Mark Koenig      | September 18, 1930 | 2.0 IP, 1 H, 0 R, 0 ER, 2 BB, 0 SO    |
| Mark Koenig      | September 27, 1930 | 7.0 IP, 10 H, 10 R, 10 ER, 6 BB, 6 SO |
| Mark Koenig      | May 18, 1931       | 1.0 IP, 2 H, 5 R, 5 ER, 5 BB, 1 SO    |
| Mark Koenig      | July 27, 1931      | 2.0 IP, 2 H, 0 R, 0 ER, 0 BB, 1 SO    |
| Mark Koenig      | September 22, 1931 | 4.0 IP, 3 H, 0 R, 0 ER, 6 BB, 1 SO    |
| Shane Halter     | October 1, 2000    | 0.0 IP, 0 H, 0 R, 0 ER, 1 BB, 0 SO    |
| Don Kelly        | June 29, 2011      | 0.1 IP, 0 H, 0 R, 0 ER, 0 BB, 0 SO    |
| Danny Worth      | May 22, 2014       | 1.0 IP, 1 H, 0 R, 0 ER, 0 BB, 2 SO    |
| Danny Worth      | May 24, 2014       | 1.0 IP, 3 H, 1 R, 1 ER, 0 BB, 1 SO    |
| Andrew Romine    | August 22, 2014    | 1.0 IP, 4 H, 3 R, 3 ER, 0 BB, 1 SO    |
| Josh Wilson      | June 20, 2015      | 1.0 IP, 2 H, 1 R, 1 ER, 0 BB, 0 SO    |
| Andrew Romine    | June 18, 2016      | 0.2 IP, 0 H, 0 R, 0 ER, 2 BB, 0 SO    |
| Andrew Romine    | July 26, 2017      | 0.2 IP, 1 H, 0 R, 0 ER, 1 BB, 0 SO    |
| Andrew Romine    | September 30, 2017 | 0.1 IP, 0 H, 0 R, 0 ER, 0 BB, 0 SO    |
| Brandon Dixon    | May 16, 2019       | 1.0 IP, 1 H, 2 R, 2 ER, 0 BB, 1 SO    |
| Brandon Dixon    | August 7, 2019     | 1.0 IP, 0 H, 0 R, 0 ER, 0 BB, 0 SO    |
| Travis Demeritte | September 9, 2020  | 1.0 IP, 4 H, 4 R, 4 ER, 0 BB, 0 SO    |

Source: Baseball Reference





# 84

## GERSON MORENO

HT: 6-0   WT: 218   BT: R   TH: R   BORN: 9/10/1995 IN YAMASA, DR

**RIGHTHANDED PITCHER**

Opening Day Age: 25   Residence: Yamasa, DR  
Major League Service: 0.000   Signed Through: 2021  
How Obtained: Signed by the Tigers as a Minor League free agent on December 3, 2020

NON-ROSTER  
INVITEE

**SEASON HIGHLIGHTS**

Worked out remotely during the **2020** season as a result of the COVID-19 Pandemic.

Spent the entire **2019** season on the injured list while recovering from right elbow surgery.

- Pitched in seven games, including six as a starter, as part of a rehab assignment with the GCL Tigers East.

Limited to 14 appearances with Double A Erie in **2018** after undergoing right elbow surgery.

- Sidelined from June 2-September 14 due to right elbow surgery.
- Rated as the No. 18 prospect in the Tigers organization by *Baseball America*.

Split the **2017** season between Single A Lakeland and Double A Erie, appearing in 41 games.

- Named to the Florida State League midseason All-Star Team.
- Ranked tied for ninth in the Florida State League with eight saves.
- Did not allow an earned run over his final 15 appearances with Lakeland from April 27-June 11, a stretch that spanned 16.2 innings.
- Posted a 2.84 ERA (12.2IP/4ER) and 18 strikeouts in eight appearances with Erie in July.
- Sidelined from August 14-24 with a right triceps strain.
- Appeared in eight games with Mesa in the Arizona Fall League, posting one save with a 2.61 ERA (10.1IP/3ER) and 12 strikeouts...selected to play in the AFL's Rising Stars Game.

Established a career high with 44 appearances between Single A West Michigan and Single A Lakeland in **2016**.

- Selected to the Midwest League midseason All-Star Team.
- Ranked sixth in the Midwest League with 11 saves.
- Did not allow an earned run in 21-of-23 appearances with West Michigan.
- Had one save and a 2.19 ERA (12.1IP/3ER) and 15 strikeouts in eight appearances with Lakeland in August.
- Ranked as the 20th-best prospect in the Tigers organization by *Baseball America*.

Appeared in 20 games between Single A Connecticut and Single A West Michigan in **2015**.

- Did not allow a run in five outings with West Michigan, allowing just three hits and striking out nine.

Spent the entire **2014** season with the GCL Tigers, pitching in 14 games.

- Threw a season-high 4.0 innings and earned his only win of the season on August 26 vs. the GCL Astros.

Made 15 appearances, including five starts, with the DSL Tigers in **2013**.

- Finished the month of July with a 1-0 record, one save, a 1.93 ERA (18.2IP/4ER) and 14 strikeouts in six appearances, including one start.

**TRANSACTIONS**

- Signed by the Tigers as a non-drafted free agent on October 5, 2012 (signing scouts: Carlos Santana and Ramon Perez)
- On injured list, August 14-24, 2017 (right triceps strain)
- On injured list, April 5-16, 2018 (right elbow strain)
- Signed by the Tigers as a Minor League free agent on June 2, 2018
- On injured list, June 2-September 14, 2018 (right elbow surgery)
- On injured list, April 5-September 4, 2019 (right elbow surgery)



**GERSON MATED MORENO'S CAREER RECORD**

| Year                       | Club             | W-L         | ERA         | G          | GS        | CG       | SHO      | SV        | IP           | H          | TBF         | R          | ER         | HR        | HB        | BB         | SO         | WP        | BK       | AVG         |
|----------------------------|------------------|-------------|-------------|------------|-----------|----------|----------|-----------|--------------|------------|-------------|------------|------------|-----------|-----------|------------|------------|-----------|----------|-------------|
| 2013                       | DSL Tigers       | 2-1         | 2.88        | 15         | 5         | 0        | 0        | 1         | 50.0         | 43         | 215         | 21         | 16         | 0         | 5         | 21         | 35         | 8         | 1        | .232        |
| 2014                       | GCL Tigers       | 1-1         | 4.40        | 14         | 1         | 0        | 0        | 0         | 28.2         | 32         | 132         | 19         | 14         | 0         | 1         | 17         | 22         | 6         | 0        | .283        |
| 2015                       | Connecticut      | 2-5         | 3.86        | 15         | 0         | 0        | 0        | 2         | 28.0         | 28         | 124         | 19         | 12         | 0         | 0         | 12         | 29         | 4         | 0        | .259        |
|                            | West Michigan    | 0-0         | 0.00        | 5          | 0         | 0        | 0        | 1         | 9.1          | 3          | 31          | 0          | 0          | 0         | 0         | 3          | 9          | 0         | 0        | .107        |
| 2016                       | West Michigan    | 1-1         | 1.08        | 23         | 0         | 0        | 0        | 11        | 25.0         | 19         | 100         | 5          | 3          | 0         | 1         | 8          | 27         | 3         | 0        | .209        |
|                            | Lakeland         | 0-3         | 6.93        | 21         | 0         | 0        | 0        | 3         | 24.2         | 22         | 119         | 20         | 19         | 4         | 3         | 20         | 27         | 3         | 0        | .232        |
| 2017                       | Lakeland         | 1-0         | 2.01        | 21         | 0         | 0        | 0        | 8         | 22.1         | 19         | 94          | 6          | 5          | 1         | 1         | 8          | 30         | 0         | 1        | .226        |
|                            | Erie             | 0-3         | 6.43        | 20         | 0         | 0        | 0        | 0         | 28.0         | 23         | 127         | 20         | 20         | 4         | 3         | 17         | 36         | 6         | 1        | .221        |
| 2018                       | Erie             | 0-1         | 5.29        | 14         | 0         | 0        | 0        | 1         | 17.0         | 17         | 80          | 11         | 10         | 2         | 1         | 14         | 21         | 4         | 0        | .266        |
| 2019                       | GCL Tigers East# | 0-2         | 8.10        | 7          | 6         | 0        | 0        | 0         | 6.2          | 8          | 32          | 6          | 6          | 0         | 0         | 5          | 7          | 2         | 0        | .296        |
| <b>MINOR LEAGUE TOTALS</b> |                  | <b>7-17</b> | <b>3.94</b> | <b>155</b> | <b>12</b> | <b>0</b> | <b>0</b> | <b>27</b> | <b>239.2</b> | <b>214</b> | <b>1054</b> | <b>127</b> | <b>105</b> | <b>11</b> | <b>15</b> | <b>125</b> | <b>243</b> | <b>36</b> | <b>3</b> | <b>.238</b> |



# 44

## DANIEL NORRIS

**HT: 6-2 WT: 185 BT: L TH: L BORN: 4/25/1993 IN JOHNSON CITY, TN**

**LEFTHANDED PITCHER**

**Opening Day Age:** 27 **Residence:** Johnson City, TN

**Major League Service:** 5.073 **Signed Through:** 2021

**How Obtained:** Acquired by the Tigers along with Matthew Boyd and Jairo Labourt from Toronto in exchange for David Price on July 30, 2015.

**CAREER HIGHLIGHTS**

- Selected to participate in the MLB Futures Game prior to the Major League Baseball All-Star Game in **2014** at Target Field in Minneapolis -- threw a scoreless inning with one strikeout for the U.S. Team.

**SEASON HIGHLIGHTS**

Made 13-of-14 appearances from the bullpen in **2020**, combining to post a 3-1 record and 3.25 ERA (27.1IP/10ER) on 25 hits and seven walks, while striking out 28...marked a career-low in ERA and was tied for his highest win total since earning a career-high five in 2017.

- Moved to the bullpen after his first outing of the season, and allowed opponents to score in just five-of-13 contests, combining to post a 3-0 record and 2.77 ERA (26.0IP/8ER) allowing 21 hits and five walks, while striking out 28.
- Gave up just two home runs on the season, which was tied for the fourth-fewest among American League relievers with at least 26.0 innings pitched this season.
- Had a career long relief appearance of 4.0 innings on August 18 at Chicago (AL), allowing two earned runs on two hits and a walk, while striking out four...his previous career long relief outing was 3.1 innings on April 5, 2018 at Chicago (AL)...was a very efficient outing, throwing just 51 pitches...became the fourth Tigers reliever since 2007 to toss at least 4.0 innings from the bullpen in 51-pitches-or-less (others, Duane Below (48, 2013), Drew Smyly (50, 2013) and Mike Pelfrey (48, 2016).
- On September 19 vs. Cleveland he snapped a streak of 12 straight relief appearances with at least one strikeout, dating back to April 6, 2019...marked the longest such streak for a Tigers reliever since Joe Jiménez accomplished it in 20-straight between August 12, 2018 and April 6, 2019.

Bounced back from an injury-plagued 2018 season to established career highs in several categories in **2019**, including appearances (32), games started (29), innings pitched (144.1) and strikeouts (125).

- Had his most success in short-start situations, compiling a 0-4 record and 3.33 ERA (27.0IP/10ER) in starts lasting 3.0-innings-or-less, allowing 20 hits and seven walks, while striking out 27.
- Eight of his starts this season were followed by a relief appearance from Drew VerHagen, forming what became known as the "NorHagen" duo...the two combined to post a 3.99 ERA (56.1IP/25ER) on 50 hits and 14 walks, while striking out 47.
- Notched eight punchouts in a game three times this season...has only recorded more in a game one time in his career, striking out 11 on September 12, 2016 vs. Miami.
- Didn't allow more than three earned runs in any of his final eight starts of the season, and each was no more than 3.0 innings in length...marked the longest such streak by a starting pitcher in Tigers history, topping the previous high of four, established in 1972 by Bill Slayback.

Limited to 11 appearances, including eight starts, with Detroit in **2018** due to injury.



- Pitched out of the bullpen on April 5 at Chicago (AL), striking out six and allowing just one run in 3.1 innings.
- Sidelined from April 30-September 1 with a left groin strain.
- Struck out a season-high eight batters in his final start of the season on September 29 at Milwaukee.
- Selected to pitch for the MLB All-Stars in their trip to Japan in November...appeared in three games and did not allow a run in 3.1 innings...also started three games for Aguilas Cibaenas of the Dominican Winter League and had a 0-0 record with a 1.84 ERA (14.2IP/3ER) and 12 strikeouts.

Established career highs with 22 appearances, 101.2 innings pitched and 86 strikeouts in **2017** with the Tigers.

- Allowed four earned runs on April 20 at Tampa Bay, snapping his streak of allowing three earned runs-or-less at 21 consecutive starts...also took the loss in the game at Tampa Bay, which was Norris' first loss in 17 road starts to begin his career...the streak of 16 road starts without a loss to start his career was tied with Todd Wellemeier and Larry Jensen for the second-longest streak since 1913.
- Sidelined from July 6-September 1 with a left groin strain.
- Recorded the 200th strikeout of his Major League career on September 13 at Cleveland.

Split the **2016** season between Detroit and Triple A Toledo.

- Placed on the 15-day injured list on April 2, retroactive to March 25, with a lower back strain.
- Threw a season-high 7.0 innings on May 16 at Buffalo...also threw 7.0 innings on June 17 vs. Rochester and August 4 at Louisville.
- Placed on the injured list on July 5 with a right oblique strain.
- Established a career high with 11 strikeouts on September 12 vs. Minnesota.
- Started five games with the Tigers in September and had a 2-0 record with a 2.73 ERA (29.2IP/9ER) and 38 strikeouts.
- Allowed three earned runs-or-less in all 13 starts with Detroit during the season.

Began the **2015** season in the Toronto Blue Jays organization before being acquired by the Tigers along with Matthew Boyd and Jairo Labourt in exchange for David Price on July 30.

- Opened the season with the Blue Jays, marking the first time in his career he has made an Opening Day roster at the Major League level.
- Earned the first win of his Major League career on April 9 at New York (AL), allowing three runs on six hits with two walks and five strikeouts in 5.2 innings.
- Allowed three earned runs-or-less in each of his first nine starts with Triple A Buffalo from May 6-June 18 -- during the stretch he had a 3.44 ERA (49.2IP/19ER) and 51 strikeouts.
- Made his Tigers debut on August 2 at Baltimore and earned the win, tossing a career-long 7.1 innings and allowing one run on four hits with one walk and five strikeouts.
- Hit a home run in his first professional plate appearance, a two-run home run in the second inning on August 19 at Chicago (NL) off of Jon Lester to record his first Major League hit, home run and RBI -- became the first Tiger pitcher to hit a home run in a game since Jason Johnson on June 8, 2005 at Los Angeles (NL) and the first American League pitcher to hit a home run at Wrigley Field.
- Sidelined from August 20-September 16 with a right oblique strain.
- Ranked the best prospect in the Blue Jays organization, the No. 18 prospect overall and the seventh-best prospect in the International League by *Baseball America*.

Made his Major League debut in **2014** with the Toronto Blue Jays.

- Named a Minor League All-Star by *Baseball America*, while he was the MiLB.com staff choice for breakout prospect and MiLB.com fans' choice for best starting pitcher.
- Selected as an MiLB.com organization All-Star and was named to the Florida State League midseason All-Star Team.
- Allowed one earned run-or-less in each of his first 10 starts with Single A Dunedin from April 6-May 27 -- had a 4-0 record, a 0.72 ERA (50.1IP/4ER) and 60 strikeouts.
- Recorded double-digit strikeouts in consecutive starts for Triple A Buffalo, fanning 10 batters on August 10 at Durham and a season-high 13 batters on August 15 at Lehigh Valley -- became the first Bisons pitcher in the modern era to strike out 10-or-more in consecutive starts.
- Made his Major League debut on September 5 at Boston, striking out David Ortiz, the only batter he faced in the seventh inning to preserve a 4-3 lead.
- Had arthroscopic surgery on October 7 to remove bone spurs and loose bodies from his left elbow.
- Ranked as the No. 6 prospect in the Blue Jays player development system and the third-best prospect in the Florida State League by *Baseball America* following the season.

Spent most of the **2013** season with Single A Lansing, before making one start late in the season with Single A Dunedin.

- Sidelined from June 10-July 8 with left forearm inflammation.
- Allowed one earned run-or-fewer in nine straight starts from May 13-July 19 -- lowered his ERA from 8.54 to 4.80 over that stretch.
- Rated as the No. 8 prospect in the Blue Jays organization by *Baseball America*.

Completed his first season in professional baseball in **2012**, spending the majority of the season with Rookie-level Bluefield.



- Earned the win in his professional debut on June 19 at Bristol, throwing 4.0 hitless innings in relief with five strikeouts.
- Ranked as the fourth-best prospect in the Toronto Minor League system, the No. 91 prospect overall and the No. 14 prospect in the Appalachian League by *Baseball America*.

Drafted by the Blue Jays in the second round of the June 2011 draft, but did not pitch professionally that season.

**TRANSACTIONS**

- Selected by Toronto in the second round of the 2011 MLB Draft
- On injured list, June 10-July 8, 2013 (left forearm inflammation)
- On temporarily inactive list, July 12-17, 2014 (Participating in Futures Game)
- Acquired by the Tigers along with Matthew Boyd and Jairo Labourt from Toronto in exchange for David Price on July 30, 2015
- On injured list, August 20-September 16, 2015 (right oblique strain)
- On injured list, March 25-April 26, 2016 (lower back strain)
- On injured list, July 5-August 2, 2016 (right oblique strain)
- On injured list, July 6-September 1, 2017 (left groin strain)
- On injured list, April 30-September 1, 2018 (left groin strain)
- On injured list, July 8-August 2, 2020

**DANIEL DAVID NORRIS' CAREER RECORD**

| Year                | Club             | W-L         | ERA         | G         | GS        | CG       | SHO      | SV       | IP           | H          | TBF        | R         | ER        | HR        | HB       | BB        | SO         | WP       | BK       | AVG         |
|---------------------|------------------|-------------|-------------|-----------|-----------|----------|----------|----------|--------------|------------|------------|-----------|-----------|-----------|----------|-----------|------------|----------|----------|-------------|
| 2012                | Bluefield        | 2-3         | 7.97        | 11        | 10        | 0        | 0        | 0        | 35.0         | 44         | 166        | 35        | 31        | 4         | 2        | 13        | 38         | 3        | 0        | .301        |
|                     | Vancouver        | 0-1         | 10.57       | 2         | 2         | 0        | 0        | 0        | 7.2          | 14         | 41         | 9         | 9         | 0         | 0        | 5         | 5          | 1        | 0        | .400        |
| 2013                | Lansing          | 1-7         | 4.20        | 23        | 22        | 0        | 0        | 0        | 85.2         | 84         | 382        | 46        | 40        | 6         | 4        | 44        | 99         | 11       | 0        | .255        |
|                     | Dunedin          | 1-0         | 0.00        | 1         | 1         | 0        | 0        | 0        | 5.0          | 1          | 18         | 0         | 0         | 0         | 0        | 2         | 1          | 0        | 0        | .063        |
| 2014                | Dunedin          | 6-0         | 1.22        | 13        | 13        | 0        | 0        | 0        | 66.1         | 50         | 262        | 11        | 9         | 0         | 0        | 18        | 76         | 6        | 0        | .209        |
|                     | New Hampshire    | 3-1         | 4.54        | 8         | 8         | 0        | 0        | 0        | 35.2         | 32         | 155        | 18        | 18        | 5         | 2        | 17        | 49         | 3        | 1        | .235        |
|                     | Buffalo          | 3-1         | 3.18        | 5         | 4         | 0        | 0        | 0        | 22.2         | 14         | 85         | 8         | 8         | 2         | 0        | 8         | 38         | 0        | 0        | .182        |
|                     | <b>Toronto</b>   | <b>0-0</b>  | <b>5.40</b> | <b>5</b>  | <b>1</b>  | <b>0</b> | <b>0</b> | <b>0</b> | <b>6.2</b>   | <b>5</b>   | <b>30</b>  | <b>4</b>  | <b>4</b>  | <b>1</b>  | <b>0</b> | <b>5</b>  | <b>4</b>   | <b>0</b> | <b>0</b> | <b>.208</b> |
| 2015                | Buffalo          | 3-10        | 4.27        | 16        | 16        | 0        | 0        | 0        | 90.2         | 96         | 405        | 50        | 43        | 5         | 1        | 41        | 78         | 6        | 0        | .270        |
|                     | <b>Toronto</b>   | <b>1-1</b>  | <b>3.86</b> | <b>5</b>  | <b>5</b>  | <b>0</b> | <b>0</b> | <b>0</b> | <b>23.1</b>  | <b>23</b>  | <b>103</b> | <b>11</b> | <b>10</b> | <b>3</b>  | <b>2</b> | <b>12</b> | <b>18</b>  | <b>2</b> | <b>0</b> | <b>.267</b> |
|                     | <b>DETROIT</b>   | <b>2-1</b>  | <b>3.68</b> | <b>8</b>  | <b>8</b>  | <b>0</b> | <b>0</b> | <b>0</b> | <b>36.2</b>  | <b>30</b>  | <b>148</b> | <b>20</b> | <b>15</b> | <b>6</b>  | <b>0</b> | <b>7</b>  | <b>27</b>  | <b>1</b> | <b>0</b> | <b>.216</b> |
|                     | Lakeland#        | 0-0         | 4.50        | 2         | 2         | 0        | 0        | 0        | 6.0          | 9          | 28         | 3         | 3         | 0         | 1        | 1         | 7          | 0        | 0        | .346        |
| 2016                | Erie#            | 1-0         | 4.05        | 1         | 1         | 0        | 0        | 0        | 6.2          | 5          | 27         | 3         | 3         | 2         | 0        | 3         | 7          | 0        | 0        | .208        |
|                     | Toledo           | 5-7         | 4.54        | 14        | 14        | 0        | 0        | 0        | 73.1         | 78         | 320        | 40        | 37        | 2         | 1        | 28        | 77         | 6        | 0        | .272        |
|                     | <b>DETROIT</b>   | <b>4-2</b>  | <b>3.38</b> | <b>14</b> | <b>13</b> | <b>0</b> | <b>0</b> | <b>0</b> | <b>69.1</b>  | <b>75</b>  | <b>302</b> | <b>30</b> | <b>26</b> | <b>10</b> | <b>0</b> | <b>22</b> | <b>71</b>  | <b>1</b> | <b>0</b> | <b>.271</b> |
|                     | Toledo#          | 0-4         | 12.21       | 6         | 6         | 0        | 0        | 0        | 14.0         | 22         | 80         | 20        | 19        | 3         | 0        | 16        | 18         | 2        | 0        | .355        |
| 2017                | <b>DETROIT</b>   | <b>5-8</b>  | <b>5.31</b> | <b>22</b> | <b>18</b> | <b>0</b> | <b>0</b> | <b>0</b> | <b>101.2</b> | <b>120</b> | <b>460</b> | <b>64</b> | <b>60</b> | <b>12</b> | <b>3</b> | <b>44</b> | <b>86</b>  | <b>1</b> | <b>0</b> | <b>.295</b> |
|                     | GCL Tigers East# | 0-0         | 0.00        | 1         | 0         | 0        | 0        | 0        | 2.0          | 1          | 8          | 1         | 0         | 0         | 0        | 1         | 2          | 1        | 0        | .167        |
|                     | GCL Tigers West# | 0-0         | 3.38        | 1         | 1         | 0        | 0        | 0        | 2.2          | 3          | 12         | 1         | 1         | 0         | 0        | 1         | 7          | 0        | 0        | .273        |
|                     | Lakeland#        | 0-0         | 3.00        | 1         | 1         | 0        | 0        | 0        | 3.0          | 2          | 13         | 1         | 1         | 0         | 0        | 2         | 4          | 1        | 0        | .182        |
| 2018                | Toledo#          | 0-0         | 2.25        | 1         | 1         | 0        | 0        | 0        | 4.0          | 3          | 15         | 1         | 1         | 0         | 0        | 1         | 4          | 0        | 0        | .214        |
|                     | <b>DETROIT</b>   | <b>0-5</b>  | <b>5.68</b> | <b>11</b> | <b>8</b>  | <b>0</b> | <b>0</b> | <b>0</b> | <b>44.1</b>  | <b>46</b>  | <b>200</b> | <b>28</b> | <b>28</b> | <b>8</b>  | <b>2</b> | <b>19</b> | <b>51</b>  | <b>2</b> | <b>1</b> | <b>.261</b> |
|                     | <b>DETROIT</b>   | <b>3-13</b> | <b>4.49</b> | <b>32</b> | <b>29</b> | <b>0</b> | <b>0</b> | <b>0</b> | <b>144.1</b> | <b>154</b> | <b>610</b> | <b>75</b> | <b>72</b> | <b>25</b> | <b>4</b> | <b>38</b> | <b>125</b> | <b>5</b> | <b>0</b> | <b>.275</b> |
| 2020                | <b>DETROIT</b>   | <b>3-1</b>  | <b>3.25</b> | <b>14</b> | <b>1</b>  | <b>0</b> | <b>0</b> | <b>0</b> | <b>27.2</b>  | <b>25</b>  | <b>116</b> | <b>10</b> | <b>10</b> | <b>2</b>  | <b>0</b> | <b>7</b>  | <b>28</b>  | <b>0</b> | <b>0</b> | <b>.231</b> |
| MINOR LEAGUE TOTALS |                  | 25-34       | 4.36        | 106       | 102       | 0        | 0        | 0        | 460.1        | 458        | 2017       | 247       | 223       | 29        | 11       | 201       | 510        | 40       | 1        | .258        |
| TORONTO TOTALS      |                  | 1-1         | 4.20        | 10        | 6         | 0        | 0        | 0        | 30.0         | 133        | 133        | 15        | 14        | 4         | 2        | 17        | 22         | 2        | 0        | .254        |
| DETROIT TOTALS      |                  | 17-30       | 4.48        | 101       | 77        | 0        | 0        | 0        | 424.0        | 450        | 1836       | 227       | 211       | 63        | 9        | 137       | 388        | 10       | 1        | .270        |
| MAJOR LEAGUE TOTALS |                  | 18-31       | 4.46        | 111       | 83        | 0        | 0        | 0        | 454.0        | 478        | 1969       | 242       | 225       | 67        | 11       | 154       | 410        | 12       | 1        | .269        |

**MAJOR LEAGUE CAREER FIELDING**

|         | G   | TC | PO | A  | E | DP | PCT  |
|---------|-----|----|----|----|---|----|------|
| Pitcher | 111 | 71 | 20 | 48 | 3 | 1  | .958 |

**MAJOR LEAGUE CAREER HIGHS**

**Longest Winning Streak in Games with Decision:** 4 - August 25, 2016-April 14, 2017

**Longest Losing Streak in Games with Decision:** 7 - May 17-July 3, 2019

**Strikeouts:** 11 - September 12, 2016 vs. Minnesota

**Walks:** 4 (four times) - last, July 5, 2017 vs. San Francisco

**Innings (starter):** 7.1 - August 2, 2015 at Baltimore

**Innings (reliever):** 4.0 - August 18, 2020 at Chicago (AL)

**LONGEST STREAKS WITHOUT A LOSS**

Max Scherzer went 19 straight starts without a loss from September 23, 2012-July 8, 2013 to establish the franchise record. Bobo Newsom had held the previous franchise record with 18 straight starts without suffering a loss from April 25-July 17, 1940.

Jeremy Bolderman went 17 straight starts from September 10, 2006-June 20, 2007 without suffering a loss, matching Wild Bill Donovan for the third-longest such streak in club history. Donovan's 17-start stretch without suffering a loss was September 6, 1907-July 7, 1908.

Courtesy of the Elias Sports Bureau



# SS RENATO NÚÑEZ

NON-ROSTER  
INVITEE

HT: 6-1 WT: 220 BT: R TH: R BORN: 4/4/1994 IN VALENCIA, VZ

## INFIELDER

**Opening Day Age:** 26 **Residence:** Valencia, VZ  
**Major League Service:** 2.167 **Signed Through:** 2021  
**How Obtained:** Signed by the Tigers as a Minor League free agent on February 10, 2021

### CAREER HIGHLIGHTS

- Selected to play in the **2014** and **2015** Futures Game...started at third base for the World Team in 2015 and went 0x2.

### SEASON HIGHLIGHTS

Played in 52 games with the Orioles in **2020**.

- Led the team with 12 home runs, while he was third on the club with 31 RBI.
- Hit .318 (21x66) with two outs, which ranked fifth in the American League.
- Had a pair of multi-homer games on the season, hitting two home runs on August 6 vs. Miami and September 1 vs. New York (NL).
- Matched a career high with a seven-game hitting streak from August 11-18, hitting .370/.419/.444 with two doubles and four RBI.

Established career highs in nearly every offensive category in **2019**, including hits (132), doubles (24), home runs (31) and RBI (90).

- Became the fifth player in Orioles history to hit at least 30 home runs in a season in which they were 25-or-younger, joining Manny Machado (three times), Boog Powell (twice), Jonathan Schoop and Eddie Murray.
- Joined teammate Trey Mancini with at least 30 home runs and at least 90 RBI, becoming the eighth pair of Orioles teammates in club history to accomplish the feat...was one of 20 players in the American League with at least 30 home runs and at least 90 RBI.
- Matched a club record with three home runs in the doubleheader on April 20 vs. Minnesota, blasting one in Game 1 and two in Game 2...joined Harold Baines (7/26/1994 vs. Cleveland), Ken Singleton (April 23, 1981 at Chicago (AL)) and Earl Williams (September 3, 1973 at Boston) as Orioles to hit three homers in a twinbill...the performance in Game 2 marked Nunez's first career multi-homer game.
- Homered in a career-high four straight games from May 22-25.
- Added a second multi-homer game on June 29 vs. Cleveland.
- Matched his career high with four RBI three times (June 29 vs. Cleveland, August 18 at Boston, September 27 at Boston).
- Had a career-best five hits on August 14 at New York (AL), going 5x5 with a double and two RBI.
- Recorded his first career stolen base on August 24 vs. Tampa Bay.

Saw time with three different organizations in **2018**.

- Sidelined from March 26-April 15 with a left thigh strain.
- Was claimed off waivers by Texas on April 15 and appeared in 13 games for the Rangers before being designated for assignment and claimed off waivers by the Orioles on May 13.
- Had a five-hit performance on June 22 at Louisville, going 5x6 with a double and two RBI.
- Posted a seven-game hitting streak from July 31-August 7, batting .444/.464/.593 with four doubles and two RBI.
- Hit .313/.341/.550 with four doubles, five home runs and 11 RBI in 25 games during September.
- Ranked as the No. 20 prospect in the Oakland organization by *Baseball America*...was also rated as the best power hitter in the Athletics Minor League system.

Completed his second season with Triple A Nashville in **2017**.

- Selected to the Pacific Coast League midseason and postseason All-Star Teams and was named an organization All-Star by MiLB.com...was named the Most Valuable Player of the Triple A All-Star Game after hitting a three-run home run.
- Finished the season with 32 home runs, which was tied for second in the Minors, tied for fifth most in Nashville history and tied for ninth most in Oakland history by a Minor Leaguer.





- Led Oakland's farm system in home runs, extra-base hits (61) and slugging percentage (.518), ranked second in total bases (245), third in RBI (78), sixth in runs scored (74), tied for sixth in doubles (27) and tied for eighth in walks (47).
- Recalled by the Athletics in September and appeared in eight games...hit his first Major League home run on September 29 at Texas, a three-run homer off Martin Perez in the seventh inning.
- Hit .174/.269/.348 with two doubles, two home runs and seven RBI in 13 games with Tigres de Aragua.
- Ranked as the No. 18 prospect in the Oakland player development system by *Baseball America*.

Spent the entire **2016** season with Triple A Nashville before making his Major League debut with Oakland in September.

- Had a 13-game hitting streak with Nashville from August 1-13, hitting .352/.386/.667 with five doubles, four home runs and 13 RBI.
- Made his big league debut on September 12 at Kansas City, going 0x1 in a pinch-hitting role.
- Picked up the first hit of his Major League career on September 16 at Texas with a sixth inning single off Cole Hamels.
- Batted .304/.389/.542 with seven doubles, 11 home runs and 35 RBI in 45 games with Tigres de Aragua...ranked tied for second in the Venezuelan Winter League in home runs, while he was third in slugging percentage and ninth in RBI.
- Rated as the No. 4 prospect in the Athletics Minor League system by *Baseball America*.

Played in 93 games with Double A Midland in **2015**.

- Named an MiLB.com organization All-Star.
- Ranked tied for second in the Texas League with 18 home runs, while he was third with a .480 slugging percentage and tied for 10th with 41 extra-base hits.
- On injured list from April 9-May 3 with a left calf strain.
- Reached base safely in 22 consecutive games from May 16-June 7.
- Sidelined from August 10-27 with a left hamstring strain.
- Named Texas League Player of the Week on August 31 after hitting .375/.444/.625 with one double, one home run and four RBI.
- Hit a grand slam in consecutive games on September 5-6.
- Batted .407 with two home runs and 12 RBI in seven postseason games to lead Midland to the Texas League Championship.
- Played for Mesa in the Arizona Fall League, and hit .296/.333/.493 with two doubles, four home runs and 10 RBI...named to the AFL All-Star Game.
- Ranked as the No. 5 prospect in the Oakland Minor League system and the No. 19 prospect in the Texas League by *Baseball America*.

Belted 29 home runs with Single A Stockton in **2014**.

- Selected to the California League postseason All-Star Team and was named an organization All-Star by MiLB.com.
- Ranked tied for fourth in the CL in home runs and total bases (263), tied for fourth in RBI (96), sixth in extra-base hits (60), tied for seventh in hit by pitches (13), ninth in hits (142) and 10th in slugging percentage (.517).
- Reached base safely via a hit or walk in 22 consecutive games from May 1-24.
- Named California League Player of the Week for the week ending June 29, hitting .452/.500/1.065 with four doubles, five home runs and nine RBI in seven games.
- Appeared in 28 games with Tigres de Aragua in the Venezuelan Winter League, and hit .281/.368/.458 with five doubles, four home runs and 22 RBI.
- Ranked as the sixth-best prospect in the Oakland organization and the No. 15 prospect in the California League by *Baseball America*.

Played in 128 games with Single A Beloit in **2013**.

- Named to the Midwest League midseason All-Star Team and an Oakland organization All-Star by MiLB.com.
- Ranked tied for fifth in the MWL with 19 home runs and 85 RBI and was eighth with 215 total bases.
- Had a pair of 12-game hitting streaks during the season, hitting safely in 12 straight contests from April 9-28 and June 14-29.
- Had a pair of home runs and drove in four on July 24 vs. Kane County.
- Rated as the No. 12 prospect in the Athletics Minor League system by *Baseball America*.

Spent the entire **2012** season with the AZL Athletics.

- Selected to the Arizona League postseason All-Star Team.
- Ranked tied for second in the AZL with 42 RBI, while he was third with 18 doubles, fifth with a .550 slugging percentage, tied for fifth with 25 extra-base hits, eighth with a .325 batting average and 10th with a .403 on-base percentage.
- Rated as the No. 26 prospect in the Athletics Minor League system and the 13th-best prospect in the Arizona League by *Baseball America*.



# 2021 TIGERS

Began his professional career with the DSL Athletics in **2011**, playing in 53 games.

- Led the team with five home runs, while he was tied for the team lead with 28 RBI.
- Went a perfect 5x5 with four runs scored, two doubles and a RBI on June 30 vs. the DSL Brewers.
- Ranked as the 16th-best prospect in the Oakland organization by *Baseball America*.

## TRANSACTIONS

- Signed by Oakland as a non-drafted free agent on July 2, 2010
- On injured list, April 9-May 3, 2015 (left calf strain)
- On temporarily inactive list, July 11-15, 2015 (Participating in Futures Game)
- On injured list, August 10-27, 2015 (left hamstring strain)
- On injured list, March 26-April 15, 2018 (left thigh strain)
- Claimed off waivers by Texas from Oakland on April 15, 2018
- Claimed off waivers by Baltimore from Texas on May 13, 2018
- Signed by the Tigers as a Minor League free agent on February 10, 2021

## RENATO RAFAEL NUNEZ'S CAREER RECORD

| Year                | Club             | AVG         | G          | AB         | R         | H          | TB         | 2B        | 3B       | HR        | RBI       | SH       | SF       | HB        | BB        | SO         | SB       | CS       | OBP         | SLG         | E        |
|---------------------|------------------|-------------|------------|------------|-----------|------------|------------|-----------|----------|-----------|-----------|----------|----------|-----------|-----------|------------|----------|----------|-------------|-------------|----------|
| 2011                | DSL Athletics    | .268        | 53         | 194        | 20        | 52         | 79         | 12        | 0        | 5         | 28        | 1        | 2        | 4         | 6         | 42         | 1        | 2        | .301        | .407        | 30       |
| 2012                | AZL Athletics    | .325        | 42         | 160        | 31        | 52         | 88         | 18        | 3        | 4         | 42        | 0        | 3        | 6         | 17        | 32         | 4        | 0        | .403        | .550        | 7        |
| 2013                | Beloit           | .258        | 128        | 508        | 69        | 131        | 215        | 27        | 0        | 19        | 85        | 1        | 3        | 5         | 28        | 136        | 2        | 2        | .301        | .423        | 40       |
| 2014                | Stockton         | .279        | 124        | 509        | 75        | 142        | 263        | 28        | 3        | 29        | 96        | 0        | 6        | 13        | 34        | 113        | 2        | 0        | .336        | .517        | 15       |
| 2015                | Midland          | .278        | 93         | 381        | 62        | 106        | 183        | 23        | 0        | 18        | 61        | 0        | 3        | 4         | 28        | 66         | 1        | 0        | .332        | .480        | 14       |
| 2016                | Nashville        | .228        | 128        | 505        | 61        | 115        | 208        | 20        | 2        | 23        | 75        | 0        | 7        | 7         | 31        | 119        | 2        | 0        | .278        | .412        | 22       |
|                     | <b>Oakland</b>   | <b>.133</b> | <b>9</b>   | <b>15</b>  | <b>0</b>  | <b>2</b>   | <b>2</b>   | <b>0</b>  | <b>0</b> | <b>1</b>  | <b>0</b>  | <b>0</b> | <b>0</b> | <b>0</b>  | <b>0</b>  | <b>3</b>   | <b>0</b> | <b>0</b> | <b>.133</b> | <b>.133</b> | <b>0</b> |
| 2017                | Nashville        | .249        | 126        | 473        | 74        | 118        | 245        | 27        | 2        | 32        | 78        | 0        | 8        | 5         | 47        | 141        | 2        | 1        | .319        | .518        | 11       |
|                     | <b>Oakland</b>   | <b>.200</b> | <b>8</b>   | <b>15</b>  | <b>1</b>  | <b>3</b>   | <b>6</b>   | <b>0</b>  | <b>0</b> | <b>1</b>  | <b>3</b>  | <b>0</b> | <b>0</b> | <b>0</b>  | <b>1</b>  | <b>8</b>   | <b>0</b> | <b>0</b> | <b>.250</b> | <b>.400</b> | <b>0</b> |
| 2018                | Nashville        | .357        | 7          | 28         | 3         | 10         | 10         | 0         | 0        | 0         | 4         | 0        | 0        | 0         | 2         | 6          | 0        | 0        | .400        | .357        | 2        |
|                     | Norfolk          | .289        | 56         | 201        | 25        | 58         | 89         | 14        | 1        | 5         | 25        | 0        | 2        | 1         | 23        | 49         | 1        | 0        | .361        | .443        | 5        |
|                     | <b>Texas</b>     | <b>.167</b> | <b>13</b>  | <b>36</b>  | <b>2</b>  | <b>6</b>   | <b>10</b>  | <b>1</b>  | <b>0</b> | <b>1</b>  | <b>2</b>  | <b>0</b> | <b>1</b> | <b>1</b>  | <b>3</b>  | <b>12</b>  | <b>0</b> | <b>0</b> | <b>.244</b> | <b>.278</b> | <b>5</b> |
|                     | <b>Baltimore</b> | <b>.275</b> | <b>60</b>  | <b>200</b> | <b>26</b> | <b>55</b>  | <b>89</b>  | <b>13</b> | <b>0</b> | <b>7</b>  | <b>20</b> | <b>0</b> | <b>1</b> | <b>3</b>  | <b>16</b> | <b>50</b>  | <b>0</b> | <b>0</b> | <b>.336</b> | <b>.445</b> | <b>7</b> |
| 2019                | <b>Baltimore</b> | <b>.244</b> | <b>151</b> | <b>541</b> | <b>72</b> | <b>132</b> | <b>249</b> | <b>24</b> | <b>0</b> | <b>31</b> | <b>90</b> | <b>0</b> | <b>4</b> | <b>10</b> | <b>44</b> | <b>143</b> | <b>1</b> | <b>1</b> | <b>.311</b> | <b>.460</b> | <b>4</b> |
| 2020                | <b>Baltimore</b> | <b>.256</b> | <b>52</b>  | <b>195</b> | <b>29</b> | <b>50</b>  | <b>96</b>  | <b>10</b> | <b>0</b> | <b>12</b> | <b>31</b> | <b>0</b> | <b>1</b> | <b>3</b>  | <b>17</b> | <b>64</b>  | <b>0</b> | <b>0</b> | <b>.324</b> | <b>.492</b> | <b>3</b> |
| MINOR LEAGUE TOTALS |                  | .265        | 757        | 2959       | 420       | 784        | 1380       | 169       | 11       | 135       | 494       | 2        | 34       | 45        | 216       | 704        | 15       | 5        | .321        | .466        | 146      |
| MAJOR LEAGUE TOTALS |                  | .248        | 293        | 1002       | 130       | 248        | 452        | 48        | 0        | 52        | 147       | 0        | 7        | 17        | 81        | 280        | 1        | 1        | .313        | .451        | 19       |

## CAREER FIELDING

|            | G  | TC  | PO  | A   | E  | DP | PCT   |
|------------|----|-----|-----|-----|----|----|-------|
| First Base | 52 | 376 | 353 | 19  | 4  | 32 | .989  |
| Third Base | 81 | 185 | 38  | 132 | 15 | 14 | .919  |
| Outfield   | 8  | 6   | 6   | 0   | 0  | 0  | 1.000 |

## CAREER HIGHS

- Hits:** 5 - August 14, 2019 at New York (AL)
- Home Runs:** 2 (four times) - last, September 1, 2020 vs. New York (NL)
- RBI:** 4 (four times) - last, September 1, 2020 vs. New York (NL)
- Stolen Bases:** 1 - August 24, 2019 vs. Tampa Bay
- Hitting Streak:** 7 (three times) - last, August 11-18, 2020

## DETROIT TIGERS CLUB PRESIDENTS

| President                  | Years     |
|----------------------------|-----------|
| James D. Burns             | 1901      |
| Samuel F. Angus            | 1902-03   |
| William H. Yawkey          | 1904-07   |
| Frank J. Navin             | 1908-35   |
| Walter O. Briggs Sr.       | 1936-52   |
| Walter O. Briggs Jr.       | 1952-56   |
| Frederick A. Knorr         | 1957      |
| Harvey R. Hansen           | 1957-59   |
| William O. DeWitt          | 1959-60   |
| John E. Fetzer             | 1961-78   |
| James A. Campbell          | 1978-90   |
| Glenn E. "Bo" Schembechler | 1990-92   |
| Michael Ilitch             | 1992-95   |
| John McHale Jr.            | 1995-2001 |
| Michael Ilitch             | 2001      |
| David Dombrowski           | 2001-15   |



# 19 ISAAC PAREDES

HT: 5-11 WT: 213 BT: R TH: R BORN: 2/18/1999 IN HERMOSILLO, MEX

## INFIELDER

Opening Day Age: 22

Residence: Hermosillo, MEX

Major League Service: 0.117

Signed Through: 2021

How Obtained: Acquired by the Tigers along with Jeimer Candelario and cash considerations from Chicago (NL) in exchange for Alex Avila and Justin Wilson on July 31, 2017

### CAREER HIGHLIGHTS

- Selected to participate in the MLB Futures Game prior to the Major League Baseball All-Star Game in 2019 at Progressive Field in Cleveland...entered as a defensive replacement at third base and went 1x2 with a double.

### SEASON HIGHLIGHTS

Played in the first 34 games of his Major League career in 2020 after being recalled from the alternate training site on August 17...batted .220/.278/.290 on the season, with seven runs scored, four doubles, one home run and six RBI.

- Went 1x4 in his Major League debut on August 17, going 1x4 with a pair of RBI...first hit was a two-run single off Gio Gonzalez in the fourth inning...became the seventh player in franchise history and second since 1989 to have two-or-more RBI in his Major League debut (other, JaCoby Jones on August 30, 2016).
- Belted his first career homer on August 21 at Cleveland, a grand slam in the fourth inning that put the Tigers ahead 7-5...became the 10th player in Tigers history and third since 1992 to have his first career homer come via grand slam (last, Brennan Boesch on April 30, 2010)...was the fifth player in franchise history to have a game with four-or-more RBI within the first four contests of his career (last, Alex Avila on August 7, 2009)...per the Elias Sports Bureau, became the first Tiger to have six-or-more RBI in his first four career games since Pete Fox in 1933.
- Went 3x4 with a double on August 24 at Cleveland, his first career multi-hit contest...at 21 years, 188 days old, he became the youngest Tiger to record three-or-more hits in a game since Omar Infante on April 22, 2003...was one of six Mexican-born Major Leaguers to have three-or-more hits in a game since 2010, and the first Tiger to do so since 1999 (Karim Garcia on October 1, 1999 at Kansas City).
- Went hitless on September 25 at Kansas City, snapping his hitting streak at a career-best 10 games...over that stretch he batted .364/.400/.455 with just six strikeouts...ranked as the second longest hitting streak for a Tiger during the season, behind only Miguel Cabrera's streak of 13 games...per the Elias Sports Bureau, became the first Tigers rookie with a hitting streak of 10-plus games since Will Rhymes had a hit in 12 straight in 2010, and the first Tiger younger than 22 years-old to have a 10-plus game streak since Omar Infante's 12-game streak in 2002.
- Was successful in the field during his first year with Major League action...committed just two errors in 80 chances at third base, earning a .975 fielding percentage...ranked as the seventh-highest fielding percentage since 2000 among Tigers rookie infielders with at least 80 chances.
- Ranked as the No. 5 prospect in the Tigers organization and the No. 100 prospect overall by *Baseball America*...was also rated as having the best strike zone discipline in the Tigers system.

Named the Tigers Minor League Co-Player of the year in 2019 after hitting .282/.368/.416 with 23 doubles, one triple, 13 home runs and 66 RBI in 127 games with Double A Erie.

- Named to the Eastern League midseason and postseason All-Star Teams...was also selected a Tigers organization All-Star by MiLB.com.
- Ranked tied for second in the Eastern League in hits (135), while he was third in batting average and on-base percentage, tied for fourth in total bases (199), fifth in OPS (.784), sixth in RBI, tied for eighth in walks (57) and tied for ninth in runs (63).
- Had a 10-game hitting streak from May 2-13, batting .282/.383/.359 with one double, one triple and six RBI.
- Selected Eastern League Player of the Week for the week ending August 4 after hitting .552/.567/.724 with two doubles, one home run and five RBI.
- Had a season-high five hits with a double and three RBI on August 21 at Richmond.
- Appeared in 29 games with the SeaWolves in August, batting .336/.411/.496 with three doubles, five home runs and 22 RBI.
- Hit .295/.372/.373 with five doubles, one triple, two home runs and 20 RBI in 44 games with Yaquis de Obregon in the Mexican Pacific Winter League.



## 2021 TIGERS

- Ranked as the third-best prospect in the Tigers organization, the No. 94 prospect in all of baseball and the No. 10 prospect in the Eastern League by *Baseball America*...was also rated as the best hitter for average and possessing the best strike zone discipline in the Tigers organization.

Spent most of the **2018** season with Single A Lakeland, before being promoted to Double A Erie on July 19.

- Selected to the Florida State League midseason All-Star Team...was also named a Tigers organization All-Star by MiLB.com.
- Tabbed the Tigers Minor League Player of the Month for July, hitting .340/.423/.585 with two doubles, seven home runs and 19 RBI in 27 games.
- Drove in a season-high six runs and went 3x6 with a double and a home run on August 30 at Harrisburg.
- Appeared in 45 games with Yaquis de Obregon in the Mexican Pacific Winter League, batting .236/.378/.392 with nine doubles, one triple, four home runs and 24 RBI.
- Rated as the No. 7 prospect in the Tigers organization and the No. 16 prospect in the Eastern League by *Baseball America*.

Began the **2017** season in the Chicago Cubs organization, before being acquired by the Tigers along with Jeimer Candelario on July 31.

- Ranked eighth in the Midwest League with 70 RBI, while he was tied for eighth with 28 doubles.
- Placed on the temporarily inactive list from July 2-7.
- Belted a pair of home runs on July 7 at Dayton...added a second multi-homer game and went 4x6 on August 8 at Lake County.
- Hit .370/.426/.556 with seven doubles, one home run and seven RBI in 15 games with Yaquis de Obregon in the Mexican Pacific Winter League.
- Ranked as the No. 29 prospect in the Cubs organization and the No. 9 prospect in the Midwest League by *Baseball America*.

Began his professional career in **2016**, appearing in 50 games between the AZL Cubs and Single A South Bend.

- Named to the Arizona League postseason All-Star Team.
- Was a perfect 4x4 with two runs scored on July 14 vs. the AZL Royals...also had four hits and a RBI on July 19 at the AZL Dodgers.
- Posted a 17-game hitting streak from July 28-August 19, batting .353/.384/.529 with five doubles, two triples, one home run and 12 RBI.

### TRANSACTIONS

- Signed by Chicago (NL) as a non-drafted free agent on July 31, 2015
- On temporarily inactive list, July 2-7, 2017
- Acquired by the Tigers along with Jeimer Candelario and cash considerations from Chicago (NL) in exchange for Alex Avila and Justin Wilson on July 31, 2017

### ISAAC EDGARDO PAREDES' CAREER RECORD

| Year                | Club           | AVG         | G         | AB         | R        | H         | TB        | 2B       | 3B       | HR       | RBI      | SH       | SF       | HB       | BB       | SO        | SB       | CS       | OBP         | SLG         | E        |
|---------------------|----------------|-------------|-----------|------------|----------|-----------|-----------|----------|----------|----------|----------|----------|----------|----------|----------|-----------|----------|----------|-------------|-------------|----------|
| 2016                | AZL Cubs       | .305        | 47        | 167        | 23       | 51        | 74        | 14       | 3        | 1        | 26       | 1        | 2        | 2        | 13       | 20        | 4        | 0        | .359        | .443        | 10       |
|                     | South Bend     | .167        | 3         | 12         | 0        | 2         | 2         | 0        | 0        | 0        | 0        | 0        | 0        | 1        | 0        | 2         | 0        | 0        | .231        | .167        | 2        |
| 2017                | South Bend     | .264        | 92        | 337        | 49       | 89        | 135       | 25       | 0        | 7        | 49       | 2        | 3        | 13       | 29       | 54        | 2        | 1        | .343        | .401        | 7        |
|                     | West Michigan  | .217        | 32        | 115        | 16       | 25        | 40        | 3        | 0        | 4        | 21       | 0        | 0        | 5        | 13       | 13        | 0        | 0        | .323        | .348        | 3        |
| 2018                | Lakeland       | .259        | 84        | 301        | 50       | 78        | 137       | 19       | 2        | 12       | 48       | 1        | 6        | 7        | 32       | 54        | 1        | 0        | .338        | .455        | 8        |
|                     | Erie           | .321        | 39        | 131        | 20       | 42        | 60        | 9        | 0        | 3        | 22       | 0        | 3        | 2        | 19       | 22        | 1        | 0        | .406        | .458        | 8        |
| 2019                | Erie           | .282        | 127       | 478        | 63       | 135       | 199       | 23       | 1        | 13       | 66       | 0        | 6        | 11       | 57       | 61        | 5        | 3        | .368        | .416        | 12       |
| 2020                | <b>DETROIT</b> | <b>.220</b> | <b>34</b> | <b>100</b> | <b>7</b> | <b>22</b> | <b>29</b> | <b>4</b> | <b>0</b> | <b>1</b> | <b>6</b> | <b>0</b> | <b>0</b> | <b>0</b> | <b>8</b> | <b>24</b> | <b>0</b> | <b>0</b> | <b>.278</b> | <b>.290</b> | <b>2</b> |
| MINOR LEAGUE TOTALS |                | .274        | 424       | 1541       | 221      | 422       | 647       | 93       | 6        | 40       | 232      | 4        | 20       | 41       | 163      | 226       | 13       | 4        | .355        | .420        | 50       |
| MAJOR LEAGUE TOTALS |                | .220        | 34        | 100        | 7        | 22        | 29        | 4        | 0        | 1        | 6        | 0        | 0        | 0        | 8        | 24        | 0        | 0        | .278        | .290        | 2        |

### MAJOR LEAGUE CAREER FIELDING

|            | G  | TC | PO | A  | E | DP | PCT  |
|------------|----|----|----|----|---|----|------|
| Third Base | 33 | 80 | 22 | 56 | 2 | 8  | .975 |

### MAJOR LEAGUE CAREER HIGHS

**Hits:** 3 (twice) - last, September 23, 2020 at Minnesota

**Home Runs:** 1 - August 21, 2020 at Cleveland

**RBI:** 4 - August 21, 2020 at Cleveland

**Stolen Bases:** No Major League stolen bases

**Hitting Streak:** 10 - September 12-24, 2020



# 78 WILLY PERALTA

NON-ROSTER  
INVITEE

HT: 6-1 WT: 255 BT: R TH: R BORN: 5/8/1989 IN SAMANA, DR

## RIGHTHANDED PITCHER

Opening Day Age: 31

Residence: Santo Domingo, DR

Major League Service: 5.166

Signed Through: 2021

How Obtained: Signed by the Tigers as a Minor League free agent on February 19, 2021

2021 TIGERS

### SEASON HIGHLIGHTS

Trained remotely during the **2020** season as a result of the COVID-19 Pandemic.

Pitched in a career-high 42 games for the Royals in **2019**.

- Picked up his first save of the season on April 13 vs. Cleveland...also notched a save on July 5 at Washington.
- Posted a 9.0-inning scoreless streak over nine outings from May 17-June 8.

Made 37 relief appearances for Kansas City in **2018**, finishing the season with a 3.67 ERA (34.1IP/14ER), which was his lowest since 2014, when he had a 3.53 ERA (198.2IP/78ER).

- Went 14-for-14 in save opportunities, becoming the first Royal to record at least 10 saves in a single season without blowing one...joined Ken Giles (26-for-26) as the only Major League pitchers with a perfect save percentage (min. 10 saves).
- Recorded 7.1 consecutive scoreless innings over eight appearances from June 20-July 14.
- Earned his first career save on June 25 vs. Los Angeles (AL) in his 136th career appearance, 16th in relief.

Combined to make 32 appearances, including eight starts, between Milwaukee and Triple A Colorado Springs in **2017**.

- Opened the season by winning his first three starts, posting a 2.65 ERA (17.0IP/5ER) and 13 strikeouts in that span.
- Allowed just one earned run in his last 11 appearances with Colorado Springs, recording a 0.66 ERA (13.2IP/1ER) and .149 (7x47) opponents batting average.
- Made one start for the Dominican Republic in the World Baseball Classic, tossing the first 4.0 innings in the 10-3 win over Colombia...allowed one run on two hits with one walk and six strikeouts.

Split the **2016** season between Milwaukee and Triple A Colorado Springs.

- Made his first career Opening Day start on April 4 vs. San Francisco.
- Belted his first big league home run on June 11 vs. New York (NL) with a two-run shot off Logan Verrett.
- Notched the second double-digit strikeout game of his career on August 30 vs. St. Louis, fanning 10.

Limited to 20 starts with the Brewers in **2015** after spending two months of the season on the injured list.

- Went 1-2 with a 3.10 ERA (29.0IP/10ER) and 23 strikeouts in five starts during May.
- Sidelined from May 23-July 28 with a left oblique muscle strain.

Set career highs in wins (17), innings (198.2), strikeouts (154) and quality starts (22) in **2014** with Milwaukee.

- Named the Brewers' Most Valuable Pitcher by members of the Milwaukee chapter of the Baseball Writers' Association of America.
- Ranked tied for fifth in the National League with 17 victories.
- Had a pair of career-best, five-game winning streaks during the season, winning five straight decisions from June 5-26 and July 13-August 7.
- Drove in the only runs of the game with a two-run double on May 2 at Cincinnati...tossed 8.0 shutout innings in the contest with three hits allowed and seven strikeouts.
- Struck out a career-best 13 batters over 7.0 innings on September 27 vs. Chicago (NL)...was his first double-digit strikeout game at the Major League level.

Completed his first full season in the Majors in **2013**, starting 32 games for the Brewers.

- Finished the season strong, going 7-7 with a 3.05 ERA (103.1IP/35ER) over his final 17 starts after posting a 4-8 record with a 6.08 ERA (80.0IP/54ER) in his first 15 starts.
- Tossed the first complete game and shutout of his big league career on July 9 vs. Cincinnati in a 2-0 win,



allowing three hits and striking out six...became the first Brewers rookie to throw a shutout since Ben Sheets on May 29, 2001 at St. Louis.

- Ranked his second complete game of the season on August 11 at Seattle in a 2-0 loss to Felix Hernandez, giving up two runs on four hits with four strikeouts in 8.0 innings.
- Ranked as the top prospect in the Brewers organization and the No. 69 prospect overall by *Baseball America*...also rated as possessing the best slider in the Milwaukee Minor League system.

Saw the first Major League action of his career in **2012** with Milwaukee, but spent most of the season at Triple A Nashville.

- Ranked fifth in the Pacific Coast League with 143 strikeouts.
- Made his big league debut on April 22 vs. Colorado, allowing a run on three hits with one strikeout in 1.0 inning of relief...punched out Tyler Colvin for his first Major League strikeout.
- Named PCL Pitcher of the Week for the period from July 2-8, posting a 2-0 record with a 0.00 ERA (12.2IP/0ER) and 12 strikeouts in two starts.
- Earned his first Major League win in his first big league start on September 5 at Miami, giving up three runs on five hits with three strikeouts in 6.0 innings.
- Rated as the top prospect in the Milwaukee player development system and the No. 56 prospect overall in baseball by *Baseball America*.

Spent most of the **2011** season with Double A Huntsville, before a late season promotion to Triple A Nashville.

- Selected to the Southern League midseason All-Star Team.
- Ranked second among Brewers Minor Leaguers in wins (11) and strikeouts (157).
- Sidelined from May 5-13 with an infected tooth.
- Named Southern League Pitcher of the Week for the week ending July 31, starting two games and going 2-0 with 14.0 scoreless innings, five hits allowed and 13 strikeouts.
- Tabbed MiLB.com Southern League Player of the Month and Brewers Minor League Pitcher of the Month for July, compiling a 4-0 record with a 0.66 ERA (41.0IP/3ER) and 38 strikeouts.
- Pitched for Gigantes del Cibao in the Dominican Winter League, and had a 1-3 record with a 4.68 ERA (25.0IP/13ER) and 21 strikeouts in six games, including four starts.
- Ranked as the No. 5 prospect in the Brewers organization and the No. 8 prospect in the Southern League, according to *Baseball America*.

Split the **2010** season between Single A Brevard County and Double A Huntsville.

- Rated as the 14th-best prospect in the Milwaukee Minor League system by *Baseball America*.

Spent the entire **2009** season with Single A Wisconsin, pitching in 27 games, including 15 starts.

- Named to the Midwest League midseason All-Star Team.
- Selected Midwest League Pitcher of the Week for the week ending May 24 after throwing 9.0 scoreless innings with five hits allowed and 17 strikeouts in two appearances...had his first career double-digit strikeout game on May 24 at Beloit.
- Ranked as the No. 22 prospect in the Brewers organization and the No. 14 prospect in the Midwest League by *Baseball America*.

Combined to make 17 appearances, including four starts, between Rookie-level Helena and Single A West Virginia in **2008**.

- Held opponents to a .225 (29x129) batting average and struck out 39 in only 34.1 innings.
- Sidelined from September 8-15 with right biceps inflammation.
- Ranked as the No. 16 prospect in the Pioneer League by *Baseball America*.

Missed the entire **2007** season due to Tommy John surgery.

Began his professional career with the AZL Brewers in **2006**.

- Collected his first victory on July 23 vs. the AZL Angels, throwing a season-high 6.0 innings and allowing one run on three hits with four strikeouts.

#### TRANSACTIONS

- Signed by Milwaukee as a non-drafted free agent on November 26, 2005
- On injured list, June 22-August 31, 2007 (right elbow ulnar collateral ligament injury)
- On injured list, September 8-15, 2008 (right biceps inflammation)
- On injured list, May 5-13, 2011 (infected tooth)
- On injured list, May 23-July 28, 2015 (left oblique muscle strain)
- On paternity list, May 6-9, 2016
- On injured list, June 20-July 23, 2017 (right calf strain)
- Signed by Kansas City as a free agent on December 5, 2017
- Signed by the Tigers as a Minor League free agent on February 19, 2021



**WILY PERALTA'S CAREER RECORD**

| Year                | Club             | W-L   | ERA   | G   | GS  | CG | SHO | SV | IP    | H   | TBF  | R   | ER  | HR | HB | BB  | SO  | WP | BK | AVG  |
|---------------------|------------------|-------|-------|-----|-----|----|-----|----|-------|-----|------|-----|-----|----|----|-----|-----|----|----|------|
| 2006                | AZL Brewers      | 2-5   | 6.63  | 14  | 6   | 0  | 0   | 0  | 38.0  | 51  | 188  | 37  | 28  | 5  | 5  | 20  | 28  | 4  | 0  | .319 |
| 2007                | Did Not Pitch    |       |       |     |     |    |     |    |       |     |      |     |     |    |    |     |     |    |    |      |
| 2008                | Helena           | 1-1   | 3.07  | 15  | 2   | 0  | 0   | 2  | 29.1  | 23  | 120  | 14  | 10  | 4  | 0  | 8   | 36  | 4  | 0  | .209 |
|                     | West Virginia    | 0-1   | 10.80 | 2   | 2   | 0  | 0   | 0  | 5.0   | 6   | 24   | 6   | 6   | 0  | 1  | 3   | 3   | 0  | 0  | .316 |
| 2009                | Wisconsin        | 4-4   | 3.47  | 27  | 15  | 0  | 0   | 1  | 103.2 | 91  | 446  | 45  | 40  | 5  | 4  | 46  | 118 | 8  | 0  | .235 |
| 2010                | Brevard County   | 6-3   | 3.86  | 19  | 17  | 0  | 0   | 0  | 105.0 | 102 | 454  | 50  | 45  | 5  | 6  | 40  | 75  | 3  | 1  | .253 |
|                     | Huntsville       | 2-3   | 3.61  | 8   | 8   | 0  | 0   | 0  | 42.1  | 43  | 190  | 22  | 17  | 5  | 4  | 24  | 29  | 4  | 0  | .269 |
| 2011                | Huntsville       | 9-7   | 3.46  | 21  | 21  | 1  | 0   | 0  | 119.2 | 106 | 496  | 57  | 46  | 9  | 4  | 48  | 117 | 8  | 0  | .243 |
|                     | Nashville        | 2-0   | 2.03  | 5   | 5   | 0  | 0   | 0  | 31.0  | 21  | 122  | 7   | 7   | 0  | 1  | 11  | 40  | 1  | 0  | .193 |
| 2012                | Nashville        | 7-11  | 4.66  | 28  | 28  | 1  | 0   | 0  | 146.2 | 154 | 652  | 79  | 76  | 9  | 9  | 78  | 143 | 9  | 1  | .275 |
|                     | Milwaukee        | 2-1   | 2.48  | 6   | 5   | 0  | 0   | 0  | 29.0  | 24  | 113  | 8   | 8   | 0  | 0  | 11  | 23  | 1  | 0  | .242 |
| 2013                | Milwaukee        | 11-15 | 4.37  | 32  | 32  | 2  | 1   | 0  | 183.1 | 187 | 802  | 107 | 89  | 19 | 7  | 73  | 129 | 12 | 0  | .264 |
| 2014                | Milwaukee        | 17-11 | 3.53  | 32  | 32  | 0  | 0   | 0  | 198.2 | 198 | 838  | 88  | 78  | 23 | 7  | 61  | 154 | 7  | 0  | .261 |
| 2015                | Wisconsin#       | 0-0   | 3.38  | 1   | 1   | 0  | 0   | 0  | 2.2   | 2   | 10   | 1   | 1   | 0  | 0  | 4   | 0   | 0  | 0  | .200 |
|                     | Biloxi#          | 0-0   | 1.04  | 2   | 2   | 0  | 0   | 0  | 8.2   | 5   | 34   | 1   | 1   | 1  | 1  | 2   | 8   | 0  | 0  | .161 |
|                     | Milwaukee        | 5-10  | 4.72  | 20  | 20  | 0  | 0   | 0  | 108.2 | 130 | 478  | 60  | 57  | 14 | 4  | 37  | 60  | 5  | 1  | .302 |
| 2016                | Colorado Springs | 1-3   | 6.31  | 10  | 10  | 0  | 0   | 0  | 41.1  | 55  | 189  | 31  | 29  | 5  | 0  | 17  | 39  | 5  | 1  | .324 |
|                     | Milwaukee        | 7-11  | 4.86  | 23  | 23  | 0  | 0   | 0  | 127.2 | 152 | 554  | 73  | 69  | 19 | 3  | 43  | 93  | 0  | 0  | .305 |
| 2017                | Colorado Springs | 1-0   | 3.38  | 13  | 0   | 0  | 0   | 1  | 16.0  | 13  | 71   | 12  | 6   | 0  | 0  | 10  | 10  | 4  | 0  | .213 |
|                     | Milwaukee        | 5-4   | 7.85  | 19  | 8   | 0  | 0   | 0  | 57.1  | 73  | 269  | 51  | 50  | 10 | 1  | 32  | 52  | 5  | 0  | .315 |
| 2018                | Omaha            | 0-1   | 4.37  | 18  | 2   | 0  | 0   | 1  | 35.0  | 36  | 157  | 18  | 17  | 3  | 0  | 21  | 39  | 4  | 0  | .267 |
|                     | Kansas City      | 1-0   | 3.67  | 37  | 0   | 0  | 0   | 14 | 34.1  | 28  | 149  | 14  | 14  | 4  | 1  | 23  | 35  | 4  | 0  | .230 |
| 2019                | Kansas City      | 2-4   | 5.80  | 42  | 0   | 0  | 0   | 2  | 40.1  | 45  | 176  | 28  | 26  | 7  | 2  | 19  | 24  | 0  | 0  | .296 |
| 2020                | Did Not Pitch    |       |       |     |     |    |     |    |       |     |      |     |     |    |    |     |     |    |    |      |
| MINOR LEAGUE TOTALS |                  | 35-39 | 4.09  | 183 | 119 | 2  | 0   | 5  | 724.1 | 708 | 3153 | 380 | 329 | 51 | 35 | 328 | 689 | 54 | 3  | .257 |
| AL TOTALS           |                  | 3-4   | 4.82  | 79  | 0   | 0  | 0   | 16 | 74.2  | 73  | 325  | 42  | 40  | 11 | 3  | 42  | 59  | 4  | 0  | .266 |
| NL TOTALS           |                  | 47-52 | 4.48  | 132 | 120 | 2  | 1   | 0  | 704.2 | 764 | 3054 | 387 | 351 | 85 | 22 | 257 | 511 | 30 | 1  | .280 |
| MAJOR LEAGUE TOTALS |                  | 50-56 | 4.52  | 211 | 120 | 2  | 1   | 16 | 779.1 | 837 | 3379 | 429 | 391 | 96 | 25 | 299 | 570 | 34 | 1  | .279 |

**MAJOR LEAGUE CAREER FIELDING**

|         | G   | TC  | PO | A  | E | DP | PCT  |
|---------|-----|-----|----|----|---|----|------|
| Pitcher | 211 | 150 | 55 | 88 | 7 | 9  | .953 |

**MAJOR LEAGUE CAREER HIGHS**

**Longest Winning Streak in Games with Decision:** 5 (three times) - last, July 13-August 7, 2014

**Longest Losing Streak in Games with Decision:** 5 - September 16, 2015-April 14, 2016

**Strikeouts:** 13 - September 27, 2014 vs. Chicago (NL)

**Walks:** 5 (twice) - last, September 22, 2013 vs. St. Louis

**Innings (starter):** 9.0 - July 9, 2013 vs. Cincinnati

**Innings (reliever):** 2.0 (six times) - last, April 17, 2019 at Chicago (AL)

**Low-Hit Game (CG):** 3 - July 9, 2013 vs. Cincinnati


**HOW THEY BECAME KNOWN AS "TIGERS"**

Research reveals the nickname "Tigers" was first applied to the Detroit club in 1895. Baseball historians had long credited Philip J. Reid, city editor of the *Detroit Evening News*, with first using the name in print in 1896. However, George Stallings, manager of the Detroit team which was then a member of the Western League, took credit for the nickname because he had his players wear black and brown striped stockings, which, he said, reminded the fans of "tiger stripes."

It appears, though, that it was actually an unidentified headline writer at the *Detroit Free Press* who originated the Tigers nickname in 1895, a year before Stallings became manager and before the team was wearing striped stockings. Previously, the team had simply been called "Detroit", "the Detroits", sometimes the "Wolverines" and at times the "Creams."

On April 16, 1895, the *Free Press* printed a headline over a baseball story which read, "Strouthers' Tigers Showed Up Very Nicely." On the same page, a string of baseball notes was headed "Notes of the Detroit Tigers of 1895." Curiously, not once in either story was the word "Tigers" used.

From then on, the *Free Press* regularly called the club the "Tigers" and in May, 1895, *The Sporting Life* began using "Tigers" in its dispatches from Detroit. However, up to July 1, 1895, careful research disclosed that neither the *Detroit Evening News* nor its Sunday paper, the *News-Tribune*, had ever used "Tigers."



# 58 FRANKLIN PÉREZ

HT: 6-3 WT: 197 BT: R TH: R BORN: 12/6/1997 IN VALENCIA, VZ

## RIGHTHANDED PITCHER

Opening Day Age: 23

Residence: Kissimmee, FL

Major League Service: 0.000

Signed Through: 2020

How Obtained: Acquired by the Tigers along with Daz Cameron and Jake Rogers from Houston in exchange for Justin Verlander and a player to be named later (Juan Ramirez) on August 31, 2017

### SEASON HIGHLIGHTS

Spent the entire **2020** season at the alternate training site in Toledo.

- Ranked as the No. 8 prospect in the Tigers organization by *Baseball America*.

Made just two starts in **2019** after three separate trips to the injured list.

- Sidelined from April 4-May 15 with a right rotator cuff strain.
- Allowed just one run and struck out three in each of his two starts with Single A Lakeland, throwing 4.0 innings on May 15 at Clearwater and 3.2 innings on June 18 at St. Lucie.
- Sidelined from May 18-June 18 with right rotator cuff tendinitis
- Sidelined from June 23-September 6 with a right rotator cuff strain.
- Ranked as the fourth-best prospect and rated as possessing the best changeup in the Tigers organization by *Baseball America*.

Limited to seven starts in **2018**, missing most of the season due to two separate stints on the injured list.

- Sidelined from April 5-July 10 with a right oblique muscle strain.
- Sidelined from July 30-September 14 with right shoulder capsulitis.
- Ranked as the best prospect in the Tigers organization, and the No. 35 overall prospect by *Baseball America*...also rated as having the best curveball in the Tigers system.

Began the **2017** season in the Houston Astros organization, before being acquired by the Tigers on August 31.

- Named to the Carolina League midseason All-Star Team.
- Selected the Carolina League Pitcher of the Week for the week ending April 16 after tossing 4.0 no-hit innings with two strikeouts to earn the save on April 14 at Winston-Salem.
- Tabbed the Astros Minor League Pitcher of the Month for April, throwing 14.1 scoreless innings with three hits allowed and 14 strikeouts in three appearances.
- Sidelined from May 5-24 with right knee inflammation.
- Threw a 7.0-inning complete game on June 17 vs. Winston-Salem, allowing two runs (one earned) on two hits and five strikeouts.
- Started four games with Corpus Christi in August, compiling a 1-0 record with a 1.80 ERA (20.0IP/4ER) and 17 strikeouts.
- Ranked as the No. 4 prospect in the Astros organization, the No. 54 prospect overall and the fifth-best prospect in the Carolina League by *Baseball America*.

Spent the entire **2016** season with Single A Quad Cities, pitching in 15 games, including 10 starts.

- Named the Quad Cities Pitcher of the Month for August, posting a 1-1 record with a 2.65 ERA (17.0IP/5ER) and 21 strikeouts in four appearances, including three starts.
- Sidelined from August 25-September 21 with a right knee sprain.
- Ranked as the No. 21 prospect in the Astros organization and the 10th-best prospect in the Midwest League by *Baseball America*.

Completed his first season of professional baseball in **2015**, making 16 appearances, including 10 starts, between the DSL Astros Orange and the GCL Astros.

- Started five games in June with the DSL Astros Orange and went 0-2 with a 3.00 ERA (15.0IP/5ER) and 18 strikeouts.





**TRANSACTIONS**

- Signed by Houston as a non-drafted free agent on July 2, 2014
- On injured list, August 25-September 21, 2016 (right knee strain)
- On injured list, May 5-24, 2017 (right knee inflammation)
- Acquired by the Tigers along with Daz Cameron and Jake Rogers from Houston in exchange for Justin Verlander and a player to be named later (Juan Ramirez) on August 31, 2017
- On injured list, April 5-July 10, 2018 (right oblique muscle strain)
- On injured list, July 30-September 14, 2018 (right shoulder capsulitis)
- On injured list, April 4-May 15, 2019 (right rotator cuff strain)
- On injured list, May 18-June 18, 2019 (right rotator cuff tendinitis)
- On injured list, June 23-September 6, 2019 (right rotator cuff strain)

**FRANKLIN EDUARDO PEREZ'S CAREER RECORD**

| Year                       | Club              | W-L          | ERA         | G         | GS        | CG       | SHO      | SV       | IP           | H          | TBF        | R          | ER        | HR        | HB       | BB        | SO         | WP        | BK       | AVG         |
|----------------------------|-------------------|--------------|-------------|-----------|-----------|----------|----------|----------|--------------|------------|------------|------------|-----------|-----------|----------|-----------|------------|-----------|----------|-------------|
| 2015                       | DSL Astros Orange | 1-2          | 4.37        | 11        | 9         | 0        | 0        | 0        | 35.0         | 34         | 149        | 22         | 17        | 1         | 1        | 11        | 44         | 5         | 0        | .250        |
|                            | GCL Astros        | 0-2          | 4.80        | 5         | 1         | 0        | 0        | 0        | 15.0         | 19         | 69         | 9          | 8         | 0         | 0        | 3         | 17         | 0         | 0        | .292        |
| 2016                       | Quad Cities       | 3-3          | 2.84        | 15        | 10        | 0        | 0        | 1        | 66.2         | 63         | 277        | 24         | 21        | 1         | 2        | 19        | 75         | 7         | 1        | .250        |
|                            | Buies Creek       | 4-2          | 2.98        | 12        | 10        | 1        | 0        | 2        | 54.1         | 38         | 218        | 20         | 18        | 4         | 1        | 16        | 53         | 7         | 0        | .191        |
| 2017                       | Corpus Christi    | 2-1          | 3.09        | 7         | 6         | 0        | 0        | 1        | 32.0         | 33         | 137        | 13         | 11        | 2         | 1        | 11        | 25         | 1         | 0        | .266        |
|                            | GCL Tigers East#  | 0-1          | 4.50        | 3         | 3         | 0        | 0        | 0        | 8.0          | 3          | 28         | 4          | 4         | 0         | 1        | 0         | 5          | 0         | 0        | .120        |
| 2018                       | Lakeland          | 0-1          | 7.94        | 4         | 4         | 0        | 0        | 0        | 11.1         | 15         | 54         | 10         | 10        | 2         | 0        | 8         | 9          | 0         | 0        | .341        |
|                            | Lakeland          | 0-0          | 2.35        | 2         | 2         | 0        | 0        | 0        | 7.2          | 7          | 33         | 2          | 2         | 1         | 0        | 5         | 6          | 1         | 0        | .259        |
| 2020                       | Did Not Pitch     |              |             |           |           |          |          |          |              |            |            |            |           |           |          |           |            |           |          |             |
| <b>MINOR LEAGUE TOTALS</b> |                   | <b>10-12</b> | <b>3.56</b> | <b>59</b> | <b>45</b> | <b>1</b> | <b>0</b> | <b>4</b> | <b>230.0</b> | <b>212</b> | <b>965</b> | <b>104</b> | <b>91</b> | <b>11</b> | <b>6</b> | <b>73</b> | <b>234</b> | <b>21</b> | <b>1</b> | <b>.243</b> |



**NON-ROSTER INVITEE**

# 85 DANIEL PINERO

**HT: 6-5 WT: 210 BT: R TH: R BORN: 5/2/1994 IN TORONTO, ON, CANADA**

**INFIELDER**

**Opening Day Age:** 26 **Residence:** Ft. Worth, TX  
**Major League Service:** 0.000 **Signed Through:** 2021  
**How Obtained:** Selected by the Tigers in the ninth round of the 2016 MLB Draft

**SEASON HIGHLIGHTS**

Worked out remotely during the **2020** season as a result of the COVID-19 Pandemic.

Combined to play in 116 games between Double A Erie and Triple A Toledo in **2019**.

- Hit a pair of home runs and had three RBI on May 4 vs. Bowie.
- Sidelined from August 20-27 with left knee inflammation.

Spent the entire **2018** season with Single A Lakeland, appearing in 119 games.

- Selected Lakeland's Player of the Year and was named a Tigers organization All-Star by MiLB.com.
- Ranked tied for fourth in the Florida State League with 26 doubles, while he was fifth with 54 walks, sixth with 66 runs scored and 10th with a .352 on-base percentage and .748 OPS.
- Hit safely in 11 straight games from July 12-25, batting .512/.551/.780 with five doubles, two home runs and nine RBI...had eight multi-hit efforts during the streak.
- Finished the month of July hitting .333/.415/.500 with nine doubles, two home runs and 11 RBI.
- Played for Mesa in the Arizona Fall League after the season, and hit .216/.348/.243 with one double and three RBI.

Named West Michigan's Player of the Year in **2017**, establishing career highs in games played (120), hits (122) and doubles (26).

- Ranked fourth in the Midwest League with a .377 on-base percentage, tied for sixth with 57 walks and eighth with a .289 (122x422) batting average.
- Placed on suspended list from June 2-8.
- Recorded a 13-game hitting streak from August 6-21, over which he hit .438/.500/.708 with seven doubles, two home runs and 12 RBI.
- Selected the Tigers Minor League Player of the Month for August after batting .366/.454/.505 with eight doubles, two home runs and 16 RBI in 28 games.



## 2021 TIGERS

Began his professional career in **2016**, playing in 50 games between GCL Tigers West and Single A Connecticut.

- Posted a 10-game hitting streak from July 22-August 5, batting .382/.425/.471 with one double, one triple and eight RBI.
- Went a perfect 4x4 with two runs scored on August 26 vs. Vermont.

### TRANSACTIONS

- Selected by Houston in the 20th round of the 2013 MLB Draft out of Western Tech High School (Toronto, Can.), but did not sign
- Selected by the Tigers in the 36th round of the 2015 MLB Draft out of the University of Virginia, but did not sign
- Selected by the Tigers in the ninth round of the 2016 MLB Draft out of the University of Virginia (signing scout: Oneri Fleita)
- On suspended list, June 2-8, 2017
- On injured list, August 20-27, 2019 (left knee inflammation)

### DANIEL PINERO'S CAREER RECORD

| Year                       | Club            | AVG  | G   | AB   | R   | H   | TB  | 2B | 3B | HR | RBI | SH | SF | HB | BB  | SO  | SB | CS | OBP  | SLG  | E  |
|----------------------------|-----------------|------|-----|------|-----|-----|-----|----|----|----|-----|----|----|----|-----|-----|----|----|------|------|----|
| 2016                       | GCL Tigers West | .333 | 7   | 24   | 6   | 8   | 16  | 2  | 0  | 2  | 6   | 0  | 0  | 0  | 5   | 2   | 0  | 2  | .448 | .667 | 0  |
|                            | Connecticut     | .261 | 43  | 142  | 20  | 37  | 45  | 6  | 1  | 0  | 16  | 0  | 5  | 4  | 24  | 28  | 2  | 3  | .371 | .317 | 9  |
| 2017                       | West Michigan   | .289 | 120 | 422  | 61  | 122 | 168 | 26 | 4  | 4  | 56  | 3  | 8  | 7  | 57  | 68  | 5  | 2  | .377 | .398 | 16 |
| 2018                       | Lakeland        | .263 | 119 | 414  | 66  | 109 | 164 | 26 | 1  | 9  | 59  | 0  | 8  | 7  | 54  | 81  | 5  | 0  | .352 | .396 | 9  |
| 2019                       | Erie            | .237 | 88  | 317  | 34  | 75  | 129 | 19 | 1  | 11 | 38  | 0  | 2  | 6  | 32  | 84  | 1  | 6  | .317 | .407 | 7  |
|                            | Toledo          | .231 | 28  | 91   | 18  | 21  | 41  | 6  | 1  | 4  | 14  | 0  | 0  | 1  | 18  | 25  | 4  | 0  | .364 | .451 | 4  |
| 2020                       | Did Not Play    |      |     |      |     |     |     |    |    |    |     |    |    |    |     |     |    |    |      |      |    |
| <b>MINOR LEAGUE TOTALS</b> |                 | .264 | 405 | 1410 | 205 | 372 | 563 | 85 | 8  | 30 | 189 | 3  | 23 | 25 | 190 | 288 | 17 | 13 | .356 | .399 | 45 |



# 66

# ERASMO RAMÍREZ

NON-ROSTER  
INVITEE

HT: 6-0 WT: 220 BT: R TH: R BORN: 5/2/1990 IN RIVAS, NICARAGUA

**RIGHT-HANDED PITCHER**

Opening Day Age: 30

Residence: Rivas, NI

Major League Service: 6.059

Signed Through: 2021

How Obtained: Signed by the Tigers as a Minor League free agent on January 19, 2021

### SEASON HIGHLIGHTS

Spent most of the **2020** season at the Mets' Alternate Training Site, before having his contract purchased on September 4 and making six appearances at the Major League level.

- Finished the season with a 0.63 ERA (14.1IP/1ER), which was the eighth-lowest in the Majors (min. 12.0 innings)...was also the third-lowest in franchise history (min. 12.0 innings), behind only Charlie Puleo (0.00 ERA in 13.1 innings in 1981) and Dennis Musgraves (0.56 ERA over 16.0 innings in 1965).
- Made the longest relief outing of his Major League career in his season debut on September 7 vs. Philadelphia, tossing 5.0 innings and giving up one run on two hits with a strikeout.
- Threw 3.0 shutout innings on September 11 at Toronto to earn his fourth career save and first since May 28, 2017.
- Placed on the injured list on the final day of the regular season, September 27, with right groin tightness.

Spent the majority of the **2019** season with Triple A Pawtucket in the Red Sox organization.

- Made his only appearance of the season at the Major League level on April 16 at New York (AL), allowing four runs on four hits with a walk and a strikeout in 3.0 innings.
- Posted a 1-2 record with a 3.29 ERA (27.1IP/10ER) and 22 strikeouts in six appearances, including five starts, in July.

Limited 10 starts with Seattle in **2018** due to two separate trips to the injured list.

- On injured list from March 26-April 22 with a right shoulder strain.
- Sideline from May 1-August 12 with a right teres major strain.
- Allowed two-or-fewer earned runs in five-of-six starts from August 12-September 9, going 2-1 with a 3.68 ERA (29.1IP/12ER) and 23 strikeouts in that span.
- Following the season, pitched for the MLB team in the six-game Japan All-Star Series in November...threw 5.0 scoreless innings of relief and struck out seven in Game 6 on November 15...also started Game 2 on November 10.

Began the **2017** season with the Tampa Bay Rays before being acquired by Seattle on July 28.

- Went 2-0 with a 2.92 ERA (24.2IP/8ER) in his first 12 games of the season.
- Following the trade to Seattle, led the Mariners with 11 starts, 62.0 innings pitched and 54 strikeouts...threw 6.0-or-more innings in seven of his 11 starts.

Appeared in a career-high 64 games with the Rays in **2016**.

- Led all American League relievers with 85.0 innings pitched, which were the most by a Rays pitcher since J.P. Howell (89.1) in 2008...ranked second in the Majors, behind Brad Hand (89.1).
- Led the Majors with 35 relief appearances of four-or-more outs...was also tied for the big league lead with 20 relief outings of 2.0-or-more innings.
- Had 17 decision as a reliever, which were the most by a Major League relief pitcher since 2010, when Tyler Clippard went 11-8.
- Began the season 4-0 over his first six appearances, the first pitcher in club history with four wins through the team's first 15 games...the only other pitcher to do that in 2016 was Chris Sale...also became the first Ray to earn six wins through the team's first 28 games.
- Recorded his first career save on August 9 at Toronto, retiring all nine batters he faced on 27 pitchers...marked the fewest pitches for a 3.0 inning save-or-longer in club history.

Established career highs in wins (11), starts (27), innings pitched (163.1) and strikeouts (126) with Tampa Bay in **2015**.

- Attended Spring Training with Seattle before being traded to the Rays on March 31.
- Had five starts in which he allowed two-or-fewer hits, tied for the most in the American League.
- Among AL pitchers with at least 150.0 innings pitched from April 19 until the end of the season, he ranked second in WHIP (1.04) and fourth in ERA (3.02).
- On September 14 vs. New York (AL), lost a no-hit bid when Carlos Beltran led off the eighth inning with a single...finished the game with 7.2 scoreless innings.

Made an Opening Day roster at the Major League level for the first time in his career in **2014** with Seattle.

- Posted a scoreless streak of 19.2 innings from June 3-24...had three consecutive scoreless starts on June 9 at Tampa Bay, June 14 vs. Texas and June 19 at San Diego, allowing just nine hits.
- Tied a career high with 10 strikeouts on July 22 vs. New York (NL).
- Had a 2-0 record with a 0.30 ERA (30.0IP/1ER) and 22 strikeouts in five starts with Cardenales de Lara.

Pitched in 14 games, including 13 starts, with the Mariners in **2013**.

- On the injured list from April 4-May 28 with right triceps tendinitis.
- Posted a 3-1 record with a 2.86 ERA (28.1IP/9ER) and 17 strikeouts in six starts with Cardenales de Lara.

Made his Major League debut in **2012**, appearing in 16 games, including eight starts with Seattle.

- At 21 years old, was the youngest player on any MLB Opening Day roster.
- Made his big league debut on April 9 at Texas, allowing a run and striking out three in 3.0 innings of relief...at 21 years and 343 days old, he was the youngest Seattle pitcher to debut since Ryan Feierabend on September 13, 2006 (21.022).
- Named Pacific Coast League Pitcher of the Week for the week ending June 3...went 2-0 with a 1.35 ERA (13.1IP/2ER) and 15 strikeouts in two starts during the week.
- Struck out a career-high 10 batters on June 25 vs. Oakland, becoming the eighth Mariners rookie to record 10-plus strikeouts in a game...at 22 years and 54 days old, he was the second-youngest Mariner with 10-or-more strikeouts in a game, behind only Felix Hernandez.
- Sidelined from July 1-August 5 with a right flexor strain.
- Picked up his first Major League victory on September 11 at Toronto, allowing two runs in 7.0 innings.
- Went 0-2 with a 4.30 ERA (14.2IP/7ER) and 12 strikeouts in four starts with Cardenales de Lara.
- Ranked as the No. 13 prospect in the Mariners organization by *Baseball America*.

Combined to make 26 starts between Double A Jackson and Triple A Tacoma in **2011**.

- Selected to the Southern League midseason All-Star Team.
- Finished the season with 10 victories, which led all Mariners Minor Leaguers.
- Made six starts with Cardenales de Lara, compiling a 2-1 record with a 1.48 ERA (30.1IP/5ER) and 20 strikeouts.
- Ranked as the No. 28 prospect in the Mariners organization by *Baseball America*...also rated as possessing the best control in the Seattle Minor League system.

Spent the entire **2010** season with Single A Clinton and was named the affiliate's Pitcher of the Year.

- Named to the Midwest League midseason and postseason All-Star Teams.
- Ranked fourth among Seattle Minor Leaguers with a 2.97 ERA (151.2IP/50ER), while he was second in the Midwest League in WHIP (1.07), third in innings (151.2), fifth in ERA and tied for fifth in wins (10)...led all Midwest League starters in walks per 9.0 innings (1.34).
- Rated as possessing the best control in the Midwest League by *Baseball America*.



# 2021 TIGERS

Named Seattle Mariners Minor League Pitcher of the Year and was named the Venezuelan Summer League Most Valuable Player in **2009**.

- Led the VSL with a 0.51 ERA (88.0IP/5ER), 11 wins, 80 strikeouts and 88.0 innings pitched.
- Did not allow an earned run in 26.0 consecutive innings over five starts from June 12-26.

Made his professional debut in **2008** with the VSL Mariners, appearing in 13 games, including 11 starts.

## PERSONAL/MISCELLANEOUS

- Is one of only 15 Nicaraguan-born players (one of 11 pitchers) to play in MLB history
- Named Nicaragua Athlete of the Year in 2011 and 2013 by the Instituto Nicaraguense de Deportes.

## TRANSACTIONS

- Signed by Seattle as a non-drafted free agent on September 1, 2007
- On injured list, July 1-August 5, 2012 (right flexor strain)
- On injured list, April 4-May 28, 2013 (right triceps tendinitis)
- Acquired by Tampa Bay from Seattle in exchange for Mike Montgomery on March 31, 2015
- On paternity list, May 4-6, 2017
- Acquired by Seattle from Tampa Bay in exchange for Steve Cishek and cash considerations on July 28, 2017
- On injured list, March 26-April 22, 2018 (right shoulder strain)
- On injured list, May 1-August 12, 2018 (right teres major strain)
- Signed by Boston as a Minor League free agent on December 18, 2018
- On temporarily inactive list, August 31-September 3, 2019
- Signed by New York (NL) as a Minor League free agent on January 23, 2020
- On injured list, September 27-28, 2020 (right groin strain)
- Signed by the Tigers as a Minor League free agent on January 19, 2021

## ERASMO JOSE RAMIREZ OLIVERA'S CAREER RECORD

| Year                | Club          | W-L   | ERA   | G   | GS  | CG | SHO | SV | IP    | H   | TBF  | R   | ER  | HR  | HB | BB  | SO  | WP | BK | AVG  |
|---------------------|---------------|-------|-------|-----|-----|----|-----|----|-------|-----|------|-----|-----|-----|----|-----|-----|----|----|------|
| 2008                | VSL Mariners  | 4-1   | 2.86  | 13  | 11  | 1  | 0   | 0  | 63.0  | 67  | 257  | 23  | 20  | 2   | 2  | 9   | 46  | 5  | 2  | .276 |
| 2009                | VSL Mariners  | 11-1  | 0.51  | 14  | 13  | 0  | 0   | 0  | 88.0  | 54  | 324  | 10  | 5   | 1   | 7  | 5   | 80  | 4  | 0  | .174 |
| 2010                | Clinton       | 10-4  | 2.97  | 26  | 23  | 1  | 0   | 1  | 151.2 | 142 | 611  | 63  | 50  | 13  | 13 | 21  | 117 | 2  | 0  | .248 |
| 2011                | Jackson       | 7-6   | 4.73  | 19  | 19  | 0  | 0   | 0  | 110.1 | 127 | 481  | 74  | 58  | 10  | 8  | 19  | 81  | 5  | 0  | .285 |
|                     | Tacoma        | 3-2   | 5.10  | 7   | 7   | 0  | 0   | 0  | 42.1  | 51  | 184  | 27  | 24  | 4   | 2  | 13  | 35  | 0  | 0  | .304 |
| 2012                | Tacoma        | 6-3   | 3.72  | 15  | 15  | 0  | 0   | 0  | 77.1  | 81  | 339  | 45  | 32  | 5   | 4  | 18  | 58  | 8  | 0  | .261 |
|                     | Seattle       | 1-3   | 3.36  | 16  | 8   | 0  | 0   | 0  | 59.0  | 47  | 238  | 26  | 22  | 6   | 3  | 12  | 48  | 0  | 0  | .217 |
| 2013                | Everett#      | 0-0   | 1.69  | 1   | 1   | 0  | 0   | 0  | 5.1   | 6   | 22   | 2   | 1   | 0   | 0  | 1   | 10  | 1  | 0  | .286 |
|                     | Jackson#      | 0-0   | 1.80  | 1   | 1   | 0  | 0   | 0  | 5.0   | 3   | 21   | 2   | 1   | 0   | 0  | 2   | 3   | 0  | 0  | .158 |
|                     | Tacoma        | 3-3   | 3.09  | 7   | 7   | 0  | 0   | 0  | 43.2  | 43  | 185  | 17  | 15  | 4   | 1  | 14  | 42  | 0  | 0  | .256 |
|                     | Seattle       | 5-3   | 4.98  | 14  | 13  | 0  | 0   | 0  | 72.1  | 79  | 321  | 44  | 40  | 12  | 3  | 26  | 57  | 0  | 0  | .273 |
| 2014                | High Desert#  | 0-1   | 7.50  | 1   | 1   | 0  | 0   | 0  | 6.0   | 8   | 28   | 6   | 5   | 2   | 0  | 2   | 7   | 0  | 0  | .308 |
|                     | Tacoma        | 6-5   | 3.65  | 15  | 14  | 0  | 0   | 0  | 86.1  | 92  | 361  | 43  | 35  | 8   | 4  | 13  | 67  | 9  | 0  | .270 |
|                     | Seattle       | 1-6   | 5.26  | 17  | 14  | 0  | 0   | 0  | 75.1  | 82  | 338  | 44  | 44  | 13  | 6  | 34  | 60  | 3  | 0  | .277 |
| 2015                | Tampa Bay     | 11-6  | 3.75  | 34  | 27  | 0  | 0   | 0  | 163.1 | 145 | 666  | 73  | 68  | 16  | 9  | 40  | 126 | 3  | 0  | .236 |
| 2016                | Tampa Bay     | 7-11  | 3.77  | 64  | 1   | 0  | 0   | 2  | 90.2  | 90  | 378  | 39  | 38  | 14  | 4  | 26  | 63  | 7  | 0  | .265 |
| 2017                | Tampa Bay     | 4-3   | 4.80  | 26  | 8   | 0  | 0   | 1  | 69.1  | 66  | 282  | 39  | 37  | 10  | 1  | 16  | 55  | 1  | 0  | .252 |
|                     | Seattle       | 1-3   | 3.92  | 11  | 11  | 0  | 0   | 0  | 62.0  | 57  | 257  | 31  | 27  | 12  | 1  | 15  | 54  | 0  | 0  | .243 |
| 2018                | Modesto#      | 0-0   | 3.00  | 1   | 1   | 0  | 0   | 0  | 3.0   | 4   | 11   | 1   | 1   | 0   | 0  | 1   | 3   | 0  | 0  | .400 |
|                     | Arkansas#     | 0-0   | 2.25  | 1   | 1   | 0  | 0   | 0  | 4.0   | 4   | 16   | 2   | 1   | 0   | 0  | 0   | 6   | 0  | 0  | .267 |
|                     | Tacoma        | 0-2   | 2.41  | 5   | 5   | 0  | 0   | 0  | 18.2  | 14  | 75   | 7   | 5   | 1   | 1  | 3   | 17  | 0  | 1  | .206 |
|                     | Seattle       | 2-4   | 6.50  | 10  | 10  | 0  | 0   | 0  | 45.2  | 52  | 202  | 35  | 33  | 14  | 3  | 12  | 33  | 0  | 0  | .284 |
| 2019                | Pawtucket     | 6-8   | 4.74  | 27  | 24  | 1  | 0   | 0  | 125.1 | 125 | 537  | 75  | 66  | 18  | 5  | 43  | 95  | 6  | 1  | .259 |
|                     | Boston        | 0-0   | 12.00 | 1   | 0   | 0  | 0   | 0  | 3.0   | 4   | 15   | 4   | 4   | 2   | 1  | 1   | 1   | 0  | 0  | .333 |
| 2020                | New York (NL) | 0-0   | 0.63  | 6   | 0   | 0  | 0   | 1  | 14.1  | 8   | 53   | 1   | 1   | 1   | 0  | 4   | 9   | 0  | 0  | .163 |
| MINOR LEAGUE TOTALS |               | 56-36 | 3.46  | 153 | 143 | 3  | 0   | 1  | 830.0 | 821 | 3452 | 397 | 319 | 68  | 47 | 164 | 667 | 40 | 4  | .257 |
| AL TOTALS           |               | 32-39 | 4.40  | 193 | 92  | 0  | 0   | 3  | 640.2 | 622 | 2697 | 335 | 313 | 99  | 31 | 182 | 497 | 14 | 0  | .254 |
| NL TOTALS           |               | 0-0   | 0.63  | 6   | 0   | 0  | 0   | 1  | 14.1  | 8   | 53   | 1   | 1   | 1   | 0  | 4   | 9   | 0  | 0  | .163 |
| MAJOR LEAGUE TOTALS |               | 32-39 | 4.31  | 199 | 92  | 0  | 0   | 4  | 655.0 | 630 | 2750 | 336 | 314 | 100 | 31 | 186 | 506 | 14 | 0  | .252 |

## MAJOR LEAGUE CAREER FIELDING

|         | G   | TC  | PO | A  | E | DP | PCT  |
|---------|-----|-----|----|----|---|----|------|
| Pitcher | 199 | 102 | 27 | 73 | 2 | 4  | .980 |

## MAJOR LEAGUE CAREER HIGHS

- Longest Winning Streak in Games with Decision: 5 - September 24, 2015-April 21, 2016
- Longest Losing Streak in Games with Decision: 7 (twice) - last, June 20-September 8, 2016
- Strikeouts: 10 (three times) - last, September 22, 2017 vs. Cleveland
- Walks: 5 (three times) - last, May 24, 2015 vs. Oakland
- Innings (starter): 8.0 (three times) - last, September 22, 2017
- Innings (reliever): 5.0 - September 7, 2020 vs. Philadelphia





# 40

# WILSON RAMOS

HT: 6-1 WT: 245 BT: R TH: R BORN: 8/10/1987 IN VALENCIA, VZ

## CATCHER

Opening Day Age: 33      Residence: Parkland, FL  
 Major League Service: 10.047      Signed Through: 2021  
 How Obtained: Signed by the Tigers as a free agent on January 29, 2021

### CAREER HIGHLIGHTS

- Named to the National League All-Star Team in **2016** with Washington and to the American League All-Star Team in **2018** with Tampa Bay.
- Selected the National League Silver Slugger among catchers in **2016**.
- Since 2011, ranks in the top 10 among active catchers in home runs (127, third), RBI (509, third), hits (893, third), batting average (.274, third), slugging percentage (.434, eighth) and OPS (.756, seventh).
- Has caught three no-hitters in his career (September 28, 2014 - Jordan Zimmermann vs. Miami; June 20, 2015 - Max Scherzer vs. Pittsburgh; October 3, 2015 - Max Scherzer vs. New York (AL), all coming with Washington...according to the Elias Sports Bureau, he became the first player to catch three no-hitters in a 162-game span.
- In January **2015**, was voted the winner of the 25th annual Tony Conigliaro Award by the Boston chapter of the BBWAA...the award is presented to a Major League player who has overcome adversity through the attributes of spirit, determination and courage that were trademarks of Tony C.

### SEASON HIGHLIGHTS

Completed his second season with the Mets in **2020**, appearing in 45 games.

- Finished the season strong, hitting .274/.308/.516 with three doubles, four home runs and nine RBI over his final 21 games, after batting .213/.289/.288 with three doubles, a home run and six RBI in his first 24 games.
- Had three extra-base hits, including two doubles and a home run, and drove in four on September 11 at Toronto.

Played in a career-high 141 games in **2019** with New York (NL).

- Led all catchers with a .288 batting average, while he was second in hits (136), fourth in on-base percentage (.351), fifth in RBI (73) and tied for seventh in walks (44).
- Hit .346 (37x107) against lefthanded pitchers, which ranked 10th in all of baseball, while he batted .307 (39x127) with runners in scoring position.
- Belted the fourth grand slam of his career on May 14 at Washington against Jeremy Hellickson.
- Recorded his eighth career multi-homer game on May 25 vs. Detroit.
- Owned baseball's longest hitting streak of the season, hitting safely in 26 consecutive games from August 3-September 3...hit .430/.452/.590 with seven doubles, three home runs and 18 RBI during the streak.
- Established a career high with six RBI and finished a triple shy of the cycle on August 3.
- Stole his first career base on August 23 vs. Atlanta.

Began the **2018** season with Tampa Bay, before being acquired by Philadelphia on July 31.

- Selected to his second career All-Star team, and was voted the American League starting catcher, but did not play due to injury.
- Ranked third among all catchers with 65 RBI, while he was seventh with 36 extra-base hits and 10th with 15 home runs...also ranked second among catchers with a 130 OPS+, trailing only J.T. Realmuto, who had a 131 OPS+
- Posted a .402 (39x97) batting average with runners in scoring position, which was the second highest in the Majors, behind only Yuli Gurriel (.403).
- Posted an 18-game hitting streak from April 14-May 12, batting .375/.416/.611 with five doubles, four home runs and 17 RBI.
- Blasted a pair of home runs on May 18 at Los Angeles (AL)...also had two homers on June 25 vs. Washington.
- Sidelined from July 15-August 15 with a left hamstring strain.

Limited to 64 games in **2017** after missing the start of the season while recovering from surgery to repair a torn right ACL.



- On injured list from April 1-June 24.
- Suffered a head laceration after he was struck by Ruben Tejada's broken bat on July 24 vs. Baltimore... received six staples...was used as a pinch hitter the next night and returned to the starting lineup on July 26.
- Hit .317/.328/.600 with two doubles, five home runs and 16 RBI in 19 games during September.

Set career highs with 22 home runs and 80 RBI in **2016** with Washington.

- Won his first Silver Slugger Award and received two eighth-place votes for National League MVP, finishing tied for 18th.
- Named an All-Star for the first time in his career, and caught 3.0 innings for the NL.
- Ranked ninth in the NL with a .307 (148x482) batting average, while he led all NL catchers with a .496 slugging percentage and was tied with Buster Posey for the league lead in RBI...also ranked second among NL catchers in batting average and homers (22) and tied for second with 47 extra-base hits.
- Led the Majors with a 3.45 catcher's ERA...ranked third among qualified NL catchers with a 33.3% caught stealing percentage.
- Hit safely in 11 straight games from June 15-28, batting .383/.408/.574 with three doubles, two home runs and seven RBI.
- Tore his right ACL on September 26 vs. Arizona as he leapt for a throw to home plate...underwent surgery to repair his ACL, medial meniscus and lateral meniscus on October 14.

Appeared in 128 games with the Nationals in **2015**.

- Threw out a career-high 36.2 percent (17-of-47) of attempted basestealers, the fourth-highest rate in the Majors...was a finalist for the Rawlings Gold Glove at catcher.
- Caught both of Max Scherzer's no-hitters during the season (June 20 vs. Pittsburgh and October 3 at New York (NL)).
- Posted a 19-game hitting streak from April 24-May 19, over which he batted .365/.392/.459 with four doubles, one home run and 12 RBI...the streak was the second-longest in the National League in 2015.
- Belted a pair of home runs on June 16 at Tampa Bay.
- Hit his second career grand slam on September 7 vs. New York (NL).

Limited to 88 games in **2014** due to two stints on the injured list.

- Sidelined from April 1-May 7 with a left wrist hamate fracture.
- On the injured list from June 11-26 with a right hamstring strain.
- Recorded a 14-game hitting streak from June 9-July 11, batting .377/.421/.566 with four doubles, two home runs and six RBI.
- Placed on the paternity list on August 5...homered in his last game before (August 4 vs. Baltimore) and first game after (August 8 at Atlanta) the birth of his daughter, Antonella.
- Hit two of Washington's six home runs on August 29 at Seattle.
- Was behind the plate for Jordan Zimmermann's no-hitter on September 28 vs. Miami.
- Caught all four games in the National League Division Series vs. San Francisco...caught 44.0 innings in a five-day span, including the entirety of Washington's 2-1, 18-inning loss in Game 2.
- Played in 18 games with Tigres de Aragua in the Venezuelan Winter League, hitting .224/.257/.299 with two doubles, one home run and six RBI.

Set a Nationals single-season record for home runs by a catcher with 16 in **2013**.

- Led all Major League catchers with one home run every 17.94 at-bats.
- Hit a pair of home runs on April 6 at Cincinnati.
- Sidelined from April 14-29 with a left hamstring strain.
- On the injured list from May 16-July 4 with a left hamstring strain.
- Returned from his second IL stint on July 4 vs. Milwaukee and hit a go-ahead, three-run homer in the seventh inning as part of a five-RBI performance.
- Belted his first career grand slam off Carlos Torres on July 28 vs. New York (NL).
- Started 24 straight games at catcher from August 22-September 17, setting a MLB season high.
- Hit .309/.368/.463 with seven doubles, four home runs and 18 RBI in 30 games with Tigres de Aragua in the Venezuelan Winter League.

Spent most of the **2012** season on the injured list after suffering a right medial meniscus tear on May 12.

- On injured list from May 13-November 2...had surgeries performed by Dr. Richard Steadman in Vail, CO on June 1 (medial meniscus repair) and July 18 (right knee ACL healing response).

Posted an impressive rookie campaign in **2011**, finishing fourth in National League Rookie of the Year voting.

- Selected to the *Baseball America* Major League All-Rookie Team.
- Finished the season with 14 home runs, which established a franchise record for homers by a rookie catcher, topping Barry Foote's 11-homer season with the 1974 Expos.
- On April 26 vs. New York (NL), posted just the second multi-homer game by a Nationals catcher since the return of baseball to D.C. in 2005, joining Brandon Harper, who had two homers on August 20, 2006 at Philadelphia.
- Scored a franchise-record five runs and went 3x4 with a triple, a home run and two RBI on May 20 at Baltimore.



- Hit his first career pinch-hit homer on June 9 at San Diego, while he recorded his first career walk-off home run on June 21 vs. Seattle.
- Had a 10-game hitting streak from August 22-September 6, batting .368/.385/.684 with six doubles, two home runs and seven RBI.
- Ranked as the No. 5 prospect in the Nationals organization and the No. 96 prospect in baseball by *Baseball America* entering the season...was rated as the best defensive catcher in the Nationals system.
- Appeared in 25 games with Tigres de Aragua in the Venezuelan Winter League, batting .218/.277/.276 with two doubles, one home run and five RBI.

Saw the first Major League action of his career in **2010**, combining to appear in 22 games between Minnesota and Washington.

- Began the year in the Twins organization before being acquired by the Nationals on July 29.
- Made his Major League debut on May 2 at Cleveland, going 4x5 with a double...became the first player in the Majors with at least four hits in his debut since Colorado's Derrick Gibson had four in 1998, and the first American League player since Detroit's Billy Bean in 1987.
- Added three hits in his second career game the following day, becoming the first player with at least seven hits within the first two games of his career since Boston's Nanny Fernandez in 1952.
- Tabbed the International League Player of the Week for the week ending June 6 after hitting .522/.522/.696 with four doubles and five RBI in six games.
- Blasted his first career homer on September 8 vs. New York (NL) off R.A. Dickey.
- Ranked as the second-best prospect in the Twins organization and the No. 58 prospect overall by *Baseball America* entering the season...rated as the best power hitter and the best defensive catcher in the Twins system...ranked as the No. 18 prospect in the International League.
- Posted impressive numbers with Tigres de Aragua in the Venezuelan Winter League, hitting .322/.390/.567 with 17 doubles, nine home runs and 36 RBI in 47 games.

Appeared in 54 games with Double A New Britain in **2009**.

- Led Minnesota full-season Minor Leaguers with a .317 batting average and .341 on-base percentage.
- On injured list from May 9-31 with a left middle finger fracture.
- Sidelined from June 14-August 13 with a right hamstring strain.
- Ranked as the No. 3 prospect in the Twins organization, the No. 71 prospect overall and the No. 8 prospect in the Eastern League by *Baseball America*...rated as the best defensive catcher in the Twins Minor League system.
- Hit .332/.397/.582 with 14 doubles, one triple, 12 home runs and 49 RBI in 54 games with Tigres de Aragua.

Spent the entire **2008** season with Single A Fort Myers.

- Selected to the Florida State League midseason and postseason All-Star Teams.
- Ranked fourth in the Florida State League with 23 doubles.
- Rated as the third-best prospect in the Minnesota organization and the No. 8 prospect in the Florida State League by *Baseball America*...named the best defensive catchers in the Twins system and the FSL.
- Played in 44 games with Tigres de Aragua in the Venezuelan Winter League, batting .317/.331/.475 with seven doubles, four home runs and 25 RBI.

Played in 73 games with Single A Beloit in **2007**.

- On injured list from August 28-September 17 with a sprained right thumb.
- Appeared in two games with Tigres de Aragua in the Venezuelan Winter League.

Made his professional debut in **2006** with the GCL Twins.

- Named to the Gulf Coast League postseason All-Star Team.
- Saw time in six games with Tigres de Aragua in the Venezuelan Winter League.

#### TRANSACTIONS

- Selected by Minnesota as a non-drafted free agent on July 7, 2004
- On injured list, August 28-September 17, 2007 (sprained right thumb)
- On injured list, May 9-31, 2009 (left middle finger fracture)
- On injured list, June 14-August 13, 2009 (right hamstring strain)
- Acquired by Washington along with Joe Testa from Minnesota in exchange for Matt Capps on July 29, 2010
- On injured list, May 13-November 2, 2012 (right medial meniscus tear)
- On injured list, April 14-29, 2013 (left hamstring strain)
- On injured list, May 16-July 4, 2013 (left hamstring strain)
- On injured list, April 1-May 7, 2014 (left wrist hamate fracture)
- On injured list, June 11-26, 2014 (right hamstring strain)
- On paternity list, August 5-7, 2014
- On bereavement list, April 26-May 1, 2016
- Signed by Tampa Bay as a free agent on December 12, 2016
- On injured list, April 1-June 24, 2017 (right knee surgery)
- Acquired by Philadelphia from Tampa Bay in exchange for a player to be named later on July 31, 2018
- On injured list, July 15-August 15, 2018 (left hamstring strain)
- Signed by New York (NL) as a free agent on December 17, 2018
- Signed by the Tigers as a free agent on January 29, 2021



# 2021 TIGERS

## WILSON ABRAHAM RAMOS' CAREER RECORD

| Year                | Club           | AVG  | G   | AB   | R   | H   | TB   | 2B  | 3B | HR  | RBI | SH | SF | HB | BB  | SO  | SB | CS | OBP  | SLG   | E  |
|---------------------|----------------|------|-----|------|-----|-----|------|-----|----|-----|-----|----|----|----|-----|-----|----|----|------|-------|----|
| 2006                | GCL Twins      | .286 | 46  | 154  | 18  | 44  | 67   | 12  | 1  | 3   | 26  | 1  | 3  | 2  | 12  | 14  | 4  | 2  | .339 | .435  | 9  |
| 2007                | Beloit         | .291 | 73  | 292  | 40  | 85  | 128  | 17  | 1  | 8   | 42  | 0  | 0  | 5  | 19  | 61  | 1  | 1  | .345 | .438  | 2  |
| 2008                | Fort Myers     | .288 | 126 | 452  | 50  | 130 | 196  | 23  | 2  | 13  | 78  | 0  | 5  | 6  | 37  | 103 | 0  | 1  | .346 | .434  | 8  |
| 2009                | GCL Twins#     | .316 | 5   | 19   | 4   | 6   | 18   | 1   | 1  | 3   | 6   | 0  | 0  | 0  | 0   | 0   | 0  | 0  | .316 | .947  | 0  |
|                     | New Britain    | .317 | 54  | 205  | 31  | 65  | 93   | 16  | 0  | 4   | 29  | 0  | 1  | 2  | 6   | 23  | 0  | 0  | .341 | .454  | 4  |
| 2010                | Rochester      | .241 | 71  | 278  | 25  | 67  | 96   | 14  | 0  | 5   | 30  | 2  | 0  | 3  | 12  | 49  | 1  | 2  | .280 | .345  | 5  |
|                     | Syracuse       | .316 | 20  | 79   | 14  | 25  | 39   | 3   | 1  | 3   | 8   | 0  | 0  | 0  | 3   | 12  | 0  | 0  | .341 | .494  | 0  |
|                     | Minnesota      | .296 | 7   | 27   | 2   | 8   | 11   | 3   | 0  | 0   | 1   | 0  | 0  | 1  | 0   | 3   | 0  | 0  | .321 | .407  | 0  |
|                     | Washington     | .269 | 15  | 52   | 3   | 14  | 21   | 4   | 0  | 1   | 4   | 0  | 0  | 0  | 2   | 9   | 0  | 0  | .296 | .404  | 0  |
| 2011                | Washington     | .267 | 113 | 389  | 48  | 104 | 173  | 22  | 1  | 15  | 52  | 4  | 2  | 2  | 38  | 76  | 0  | 2  | .334 | .445  | 5  |
| 2012                | Washington     | .265 | 25  | 83   | 11  | 22  | 33   | 2   | 0  | 3   | 10  | 0  | 1  | 0  | 12  | 19  | 0  | 0  | .354 | .398  | 1  |
| 2013                | GCL Nationals# | .000 | 2   | 3    | 0   | 0   | 0    | 0   | 0  | 0   | 0   | 0  | 0  | 1  | 1   | 0   | 0  | 0  | .400 | .000  | 1  |
|                     | Potomac#       | .000 | 3   | 10   | 0   | 0   | 0    | 0   | 0  | 0   | 0   | 0  | 0  | 1  | 1   | 1   | 0  | 0  | .167 | .000  | 0  |
|                     | Harrisburg#    | .500 | 2   | 4    | 1   | 2   | 3    | 1   | 0  | 0   | 0   | 0  | 0  | 0  | 1   | 0   | 0  | 0  | .600 | .750  | 0  |
|                     | Washington     | .272 | 78  | 287  | 29  | 78  | 135  | 9   | 0  | 16  | 59  | 0  | 1  | 0  | 15  | 42  | 0  | 1  | .307 | .470  | 8  |
| 2014                | Hagerstown#    | .667 | 1   | 3    | 1   | 2   | 5    | 0   | 0  | 1   | 3   | 0  | 0  | 0  | 1   | 0   | 0  | 0  | .750 | 1.667 | 0  |
|                     | Potomac#       | .556 | 2   | 9    | 1   | 5   | 9    | 1   | 0  | 1   | 5   | 0  | 0  | 0  | 0   | 0   | 0  | 0  | .556 | 1.000 | 0  |
|                     | Harrisburg#    | .182 | 3   | 11   | 1   | 2   | 5    | 0   | 0  | 1   | 4   | 0  | 0  | 0  | 0   | 1   | 0  | 0  | .182 | .455  | 0  |
|                     | Washington     | .267 | 88  | 341  | 32  | 91  | 136  | 12  | 0  | 11  | 47  | 0  | 3  | 0  | 17  | 57  | 0  | 0  | .299 | .399  | 5  |
| 2015                | Washington     | .229 | 128 | 475  | 41  | 109 | 170  | 16  | 0  | 15  | 68  | 0  | 8  | 0  | 21  | 101 | 0  | 0  | .258 | .358  | 6  |
| 2016                | Washington     | .307 | 131 | 482  | 58  | 148 | 239  | 25  | 0  | 22  | 80  | 0  | 4  | 2  | 35  | 79  | 0  | 0  | .354 | .496  | 3  |
| 2017                | Charlotte#     | .143 | 5   | 14   | 0   | 2   | 3    | 1   | 0  | 0   | 0   | 0  | 0  | 0  | 1   | 3   | 0  | 0  | .200 | .214  | 0  |
|                     | Durham#        | .250 | 8   | 28   | 4   | 7   | 15   | 2   | 0  | 2   | 5   | 0  | 0  | 0  | 2   | 1   | 0  | 0  | .300 | .536  | 0  |
|                     | Tampa Bay      | .260 | 64  | 208  | 19  | 54  | 93   | 6   | 0  | 11  | 35  | 0  | 3  | 0  | 10  | 36  | 0  | 0  | .290 | .447  | 4  |
| 2018                | Clearwater#    | .444 | 3   | 9    | 2   | 4   | 7    | 3   | 0  | 0   | 0   | 0  | 0  | 0  | 0   | 2   | 0  | 0  | .444 | .778  | 0  |
|                     | Tampa Bay      | .297 | 78  | 293  | 30  | 87  | 143  | 14  | 0  | 14  | 53  | 0  | 0  | 0  | 22  | 61  | 0  | 0  | .346 | .488  | 4  |
|                     | Philadelphia   | .337 | 33  | 89   | 9   | 30  | 43   | 8   | 1  | 1   | 17  | 0  | 2  | 0  | 10  | 19  | 0  | 0  | .396 | .483  | 1  |
| 2019                | New York (NL)  | .288 | 141 | 473  | 52  | 136 | 197  | 19  | 0  | 14  | 73  | 0  | 3  | 4  | 44  | 69  | 1  | 0  | .351 | .416  | 7  |
| 2020                | New York (NL)  | .239 | 45  | 142  | 13  | 34  | 55   | 6   | 0  | 5   | 15  | 0  | 1  | 2  | 10  | 31  | 0  | 0  | .297 | .387  | 1  |
| MINOR LEAGUE TOTALS |                | .284 | 424 | 1570 | 192 | 446 | 684  | 94  | 6  | 44  | 236 | 3  | 9  | 20 | 96  | 270 | 6  | 6  | .332 | .436  | 29 |
| AL TOTALS           |                | .282 | 149 | 528  | 51  | 149 | 247  | 23  | 0  | 25  | 89  | 0  | 3  | 1  | 32  | 100 | 0  | 0  | .323 | .468  | 8  |
| NL TOTALS           |                | .272 | 797 | 2813 | 296 | 766 | 1202 | 123 | 2  | 103 | 425 | 4  | 25 | 10 | 204 | 502 | 1  | 3  | .321 | .427  | 37 |
| MAJOR LEAGUE TOTALS |                | .274 | 946 | 3341 | 347 | 915 | 1449 | 146 | 2  | 128 | 514 | 4  | 28 | 11 | 236 | 602 | 1  | 3  | .321 | .434  | 45 |

## MAJOR LEAGUE CAREER FIELDING

|         | G   | TC   | PO   | A   | E  | DP | PCT  |
|---------|-----|------|------|-----|----|----|------|
| Catcher | 894 | 7518 | 7019 | 454 | 45 | 32 | .994 |

## IN-DEPTH MAJOR LEAGUE CATCHING STATISTICS

| Year   | G   | SB  | CS  | CS%   | PB | SLAA   | FrmRAA |
|--------|-----|-----|-----|-------|----|--------|--------|
| 2010   | 22  | 10  | 1   | 9.1%  | 1  | 23.45  | 2.85   |
| 2011   | 108 | 48  | 23  | 32.4% | 3  | 179.42 | 22.03  |
| 2012   | 24  | 19  | 4   | 17.4% | 2  | 16.86  | 1.99   |
| 2013   | 77  | 34  | 14  | 29.2% | 5  | 45.04  | 5.65   |
| 2014   | 87  | 30  | 18  | 37.5% | 4  | -41.66 | -5.15  |
| 2015   | 125 | 30  | 24  | 44.4% | 3  | -22.63 | -2.45  |
| 2016   | 128 | 32  | 19  | 37.3% | 10 | 32.55  | 4.53   |
| 2017   | 62  | 29  | 6   | 17.1% | 5  | 0.68   | 0.14   |
| 2018   | 96  | 34  | 14  | 29.2% | 8  | -22.35 | -2.65  |
| 2019   | 124 | 94  | 17  | 15.3% | 10 | 17.25  | 1.95   |
| 2020   | 41  | 28  | 6   | 17.6% | 4  | 0.26   | 0.01   |
| Totals | 894 | 388 | 146 | 27.3% | 55 | 228.86 | 28.90  |

## MAJOR LEAGUE CAREER HIGHS

**Hits:** 4 (eight times) - last, August 31, 2019 at Philadelphia  
**Home Runs:** 2 (eight times) - last, May 25, 2019 vs. Detroit  
**RBI:** 6 - August 3, 2019 at Pittsburgh  
**Stolen Bases:** 1 - August 23, 2019 vs. Atlanta  
**Hitting Streak:** 26 - August 3-September 3, 2019

## DETROIT TIGERS OLDE ENGLISH 'D'

The Detroit Tigers Olde English 'D' is one of the most revered emblems in Major League Baseball. It was first stitched on the away uniform in 1904, only three years after the team had joined the newly formed American League. The following year, the Olde English 'D' was stitched on the home uniform as well and also appeared on the baseball cap. Through the years the 'D' has undergone various stylizations, but the pride this symbol brings to the team and its fans has been constant.





# 22 VICTOR REYES

HT: 6-5 WT: 194 BT: S TH: R BORN: 10/5/1994 IN BARCELONA, VZ

## OUTFIELDER

Opening Day Age: 26

Residence: Kissimmee, FL

Major League Service: 2.084

Signed Through: 2021

How Obtained: Selected by the Tigers from Arizona in the Major League phase of the Rule 5 Draft on December 14, 2017

### SEASON HIGHLIGHTS

Had a productive **2020** campaign, batting .277/.315/.391 over 57 contests, posting a career-high four homers with 30 runs scored, seven doubles, two triples and 14 RBI...also stole eight bases on the season, ranking tied for seventh in the American League.

- Dating back to the final months from the 2019 season he's been one of the best hitters in the American League...over 101 games between the dates of August 8, 2019 and the end of the 2020 campaign he batted .304/.333/.431 with 19 doubles, five triples, seven homers, 34 RBI and 16 stolen bases...among AL hitters with at least 300 at-bats during that span, he ranked first in steals, second in triples, tied for sixth in hits (119) eighth in batting average.
- Posted a season-long, eight-game hitting streak from August 19-29, batting .343/.361/.514 with three doubles, one home run, one RBI and six runs scored...the eight-game sprint was tied for the third longest by a Tiger during the season...also posted a seven-game streak earlier in the season...career long streak is 13 games, notched from August 28 to September 12, 2019.
- Tied a career high with four hits in a game twice in 2020, and now has four such contests in his career...on September 1 at Milwaukee he finished a triple shy of the cycle and drove in a career high five runs...became the third Tigers player since 2007 to have five-or-more RBI from the leadoff spot (others, Ian Kinsler on June 11, 2016 at New York (AL) and Goodrum on August 7 at Pittsburgh).

Split the **2019** season between Detroit and Triple A Toledo, appearing in 69 games with the Tigers and 74 games with the Mud Hens.

- Selected to the International League midseason All-Star Team.
- Named International League Batter of the Week for the week ending June 9, hitting .485/.485/1.061 with four doubles, five home runs and 15 RBI in eight games...had back-to-back multi-homer games on June 4-5 at Columbus.
- Posted an 11-game hitting streak from June 8-23, hitting .488/.488/.732 with seven doubles, one home run and 10 RBI.
- Selected the International League Player of the Month and Tigers Minor League Player of the Month for June, batting .435/.441/.717 with 11 doubles, five home runs and 25 RBI in 23 games...led the International League in hits (40), batting average and doubles during the month, while he was second in runs scored (23), fourth in total bases (66), on-base percentage and slugging percentage and sixth in RBI.
- Blasted the first leadoff homer of his Major League career on August 20 at Houston.
- Named the Tigers Player of the Month for August after hitting .321/.339/.443 with six doubles, two triples, a home run and eight RBI in 25 games...posted 12 multi-hit games during the month.
- Had his second career four-hit game on September 3 at Kansas City, finishing the contest 4x5 with two doubles and a RBI.
- Posted a career-long, 13-game hitting streak from August 28-September 12 (Game 1), batting .404/.417/.526 with seven doubles, four RBI and three stolen bases.
- Named Tigers Player of the Month for September, hitting .330/.354/.491 with seven doubles, two triples, two home runs and 13 RBI in 25 games.
- Recorded 69 hits from August 1-end of the season, which ranked third in the American League and tied for fourth in the Majors.

Appeared in 100 games in his first Major League season with the Tigers in **2018**.

- Ranked fifth among American League rookies with nine stolen bases.
- Made his Major League debut in the second game of the doubleheader on April 1 vs. Pittsburgh, starting in left field.
- Recorded his first Major League hit on April 10 at Cleveland with a single in the seventh inning off Tyler Olson...also picked up his first big league run scored and stolen base in the contest.
- Finished a home run shy of the cycle on May 31 vs. Los Angeles (AL)...marked his first Major League game with multiple hits (3) and RBI (3).



## 2021 TIGERS

- Went 4x5 with three extra-base hits, including his first Major League home run, and tied a career high with three RBI on September 2 at New York (AL).
- Appeared in 23 games with Leones del Caracas of the Venezuelan Winter League, hitting .267/.337/.326 with 17 runs scored, one double, two triples and three RBI.
- Ranked as the No. 25 prospect in the Tigers organization by *Baseball America*.

Played in a career-high 126 games with Double A Jackson in **2017**.

- Ranked tied for third in the Southern League with 140 hits, while he was tied for fifth with a .292 (140x479) batting average.
- Had four hits on April 22 at Biloxi...also had four hits on September 2 at Tennessee.
- Finished the month of April hitting .346/.384/.506 with 10 runs scored, six doubles, two triples, one home run and 14 RBI in 20 games.
- Hit safely in 11 straight games from April 24-May 9...hit .435/.458/.587 with six runs scored, five doubles, one triple and seven RBI.
- Batted .317/.375/.475 with 19 runs scored, nine doubles, two triples, one home run and 10 RBI in 27 games in July.
- Named Southern League Player of the Week for the week ending September 3 after hitting .500/.522/.545 with six runs scored, two doubles, one triple, one home run and four RBI in seven games.
- Played for the Salt River Rafter in the Arizona Fall League and hit .316/.333/.405 with eight runs scored, three doubles, two triples and nine RBI in 20 games...was selected to play in the AFL's Rising Stars Game.
- Ranked as the 23rd-best prospect in the Diamondbacks organization by *Baseball America*.

Spent the entire **2016** season with Single A Visalia.

- Named an organization All-Star by MiLB.com.
- Tied for the California League lead with 12 triples, while he ranked tied for fourth with a .303 (142x469) batting average.
- Had four hits and scored four runs on May 8 at Lancaster...also had four hits on June 27 vs. Rancho Cucamonga and July 19 at Bakersfield.
- Played in 49 games in July and August and hit .339/.380/.479 with 30 runs scored, six doubles, six triples, three home runs and 22 RBI.
- Rated as the 26th-best prospect in the Diamondbacks player development system by *Baseball America*.

Completed his first season in the Diamondbacks organization in **2015**, playing in 121 games with Single A Kane County.

- Ranked third in the Midwest League with a .311 (132x424) batting average.
- Hit over .300 in each of the first two months of the season, batting .302/.309/.358 in 14 games during April and .305/.309/.368 in 26 games in May.
- Posted a 12-game hitting streak from June 30-July 12...hit .383/.408/.447 with 12 runs scored, three doubles and three RBI.
- Played in 32 games in August and September, batting .376/.405/.505 with 17 runs scored, four doubles, two triples, two home runs and 19 RBI.
- Ranked as the No. 22 prospect in the Atlanta Braves organization by *Baseball America*.

Limited to 89 games with Single A Rome in **2014** due to injury.

- Named to the South Atlantic League midseason All-Star Team.
- Batted .326/.365/.382 with 10 runs scored, five doubles and nine RBI in 25 games during April.
- Hit safely in 17 consecutive games from April 26-May 17...hit .476/.515/.540 with seven runs scored, four doubles and 12 RBI.
- Sidelined from July 22-September 22 with a right knee contusion.
- Ranked as the 14th-best prospect in the Braves organization by *Baseball America*.

Split the **2013** season between the GCL Braves and Rookie-level Danville.

- Drove in a season-high four runs on June 24 vs. the GCL Yankees2.
- Played in 22 games with the GCL Braves in July, hitting .329/.384/.382 with 14 runs scored, four doubles and 10 RBI.
- Hit safely in 15-of-18 games with Danville.
- Rated as the 14th-best prospect in the Gulf Coast League by *Baseball America*.

Made his professional debut in **2012** with the DSL Braves, playing in 52 games.

- Drove in a season-high four runs on August 10 at the DSL Tigers.
- Hit .306/.422/.327 with 14 runs scored, one double and 13 RBI in 16 games during August.



## TRANSACTIONS

- Signed by Atlanta as a non-drafted free agent on July 2, 2011
- On injured list, July 22-September 22, 2014 (right knee contusion)
- Acquired by Arizona from Atlanta in exchange for a supplemental second round draft pick on April 6, 2015
- Selected by the Tigers from Arizona in the Major League phase of the Rule 5 Draft on December 14, 2017

## VICTOR JOSE REYES' CAREER RECORD

| Year                | Club           | AVG         | G          | AB         | R         | H         | TB         | 2B        | 3B       | HR       | RBI       | SH       | SF       | HB       | BB        | SO        | SB       | CS       | OBP         | SLG         | E        |
|---------------------|----------------|-------------|------------|------------|-----------|-----------|------------|-----------|----------|----------|-----------|----------|----------|----------|-----------|-----------|----------|----------|-------------|-------------|----------|
| 2012                | DSL Braves     | .296        | 52         | 162        | 40        | 48        | 51         | 3         | 0        | 0        | 33        | 1        | 3        | 5        | 31        | 39        | 12       | 6        | .418        | .315        | 0        |
| 2013                | GCL Braves     | .357        | 31         | 112        | 22        | 40        | 50         | 8         | 1        | 0        | 21        | 1        | 3        | 1        | 12        | 20        | 5        | 1        | .414        | .446        | 1        |
|                     | Danville       | .321        | 18         | 81         | 12        | 26        | 29         | 3         | 0        | 0        | 4         | 0        | 0        | 0        | 3         | 9         | 0        | 0        | .345        | .358        | 0        |
| 2014                | Rome           | .259        | 89         | 332        | 32        | 86        | 99         | 13        | 0        | 0        | 34        | 2        | 2        | 1        | 24        | 58        | 12       | 7        | .309        | .298        | 4        |
| 2015                | Kane County    | .311        | 121        | 424        | 57        | 132       | 165        | 17        | 5        | 2        | 59        | 6        | 5        | 1        | 22        | 58        | 13       | 4        | .343        | .389        | 5        |
| 2016                | Visalia        | .303        | 124        | 469        | 62        | 142       | 195        | 11        | 12       | 6        | 54        | 5        | 1        | 1        | 33        | 78        | 20       | 8        | .349        | .416        | 6        |
| 2017                | Jackson        | .292        | 126        | 479        | 59        | 140       | 191        | 29        | 5        | 4        | 51        | 4        | 3        | 3        | 27        | 80        | 18       | 9        | .332        | .399        | 1        |
| 2018                | <b>DETROIT</b> | <b>.222</b> | <b>100</b> | <b>212</b> | <b>35</b> | <b>47</b> | <b>61</b>  | <b>5</b>  | <b>3</b> | <b>1</b> | <b>12</b> | <b>1</b> | <b>1</b> | <b>0</b> | <b>5</b>  | <b>46</b> | <b>9</b> | <b>1</b> | <b>.239</b> | <b>.288</b> | <b>0</b> |
| 2019                | Toledo         | .304        | 74         | 289        | 50        | 88        | 139        | 19        | 1        | 10       | 58        | 0        | 4        | 1        | 14        | 50        | 10       | 6        | .334        | .481        | 0        |
|                     | <b>DETROIT</b> | <b>.304</b> | <b>69</b>  | <b>276</b> | <b>29</b> | <b>84</b> | <b>119</b> | <b>16</b> | <b>5</b> | <b>3</b> | <b>25</b> | <b>0</b> | <b>2</b> | <b>0</b> | <b>14</b> | <b>64</b> | <b>9</b> | <b>3</b> | <b>.336</b> | <b>.431</b> | <b>1</b> |
| 2020                | <b>DETROIT</b> | <b>.277</b> | <b>57</b>  | <b>202</b> | <b>30</b> | <b>56</b> | <b>79</b>  | <b>7</b>  | <b>2</b> | <b>4</b> | <b>14</b> | <b>0</b> | <b>0</b> | <b>2</b> | <b>9</b>  | <b>45</b> | <b>8</b> | <b>2</b> | <b>.315</b> | <b>.391</b> | <b>1</b> |
| MINOR LEAGUE TOTALS |                | .299        | 635        | 2348       | 334       | 702       | 919        | 103       | 24       | 22       | 314       | 19       | 21       | 13       | 166       | 392       | 90       | 41       | .346        | .391        | 17       |
| MAJOR LEAGUE TOTALS |                | .271        | 226        | 690        | 94        | 187       | 259        | 28        | 10       | 8        | 51        | 1        | 3        | 2        | 28        | 155       | 26       | 6        | .300        | .375        | 2        |

## MAJOR LEAGUE CAREER FIELDING

|          | G   | TC  | PO  | A  | E | DP | PCT  |
|----------|-----|-----|-----|----|---|----|------|
| Outfield | 186 | 388 | 375 | 11 | 2 | 2  | .995 |

## MAJOR LEAGUE CAREER HIGHS

- Hits:** 4 (four times) - last, September 1, 2020 at Milwaukee  
**Home Runs:** 1 (eight times) - last, September 5, 2020 at Minnesota  
**RBI:** 5 - September 1, 2020 at Milwaukee  
**Stolen Bases:** 1 (26 times) - last, September 23, 2020 at Minnesota  
**Hitting Streak:** 13 - August 28-September 12, 2019 (Game 1)



# 79

## JACOB ROBSON

HT: 5-10 WT: 182 BT: L TH: R BORN: 11/20/1994 IN LONDON, ON, CANADA

OUTFIELDER

Opening Day Age: 26 Residence: Davenport, FL  
Major League Service: 0.000 Signed Through: 2021  
How Obtained: Selected by the Tigers in the eighth round of the 2016 MLB Draft

NON-ROSTER INVITEE

## SEASON HIGHLIGHTS

Worked out remotely during the 2020 season as a result of the COVID-19 Pandemic.

Spent the entire 2019 season with Triple A Toledo, playing in 112 games.

- Named a Tigers organization All-Star by MiLB.com.
- Led the International League with 25 stolen bases.
- Posted a 10-game hitting streak from April 13-26, hitting .310/.326/.500 with two doubles, two home runs and seven RBI.
- Hit safely in 15 consecutive games from June 8-24, batting .448/.467/.638 with four doubles, two triples, one home run and seven RBI...had nine multi-hit efforts during the streak.
- Finished the month of June hitting .376/.404/.548 with six doubles, two triples, two home runs and 10 RBI.
- Appeared in 18 games with Aguilas Cibaenas in the Dominican Winter League, hitting .221/.284/.382 with three doubles, one triple, two home runs and four RBI in 18 games.
- Ranked as the No. 24 prospect in the Tigers Minor League system by *Baseball America*.

Appeared in a career-high 124 games in 2018 between Double A Erie and Triple A Toledo.

- Named to the Eastern League midseason All-Star Team.
- Ranked sixth among Tigers Minor Leaguers with a .295 (142x482) batting average.
- Turned in a four-hit performance on May 12 at Akron, going 4x5 with a double...added a second four-hit game on July 14 at Indianapolis.



# 2021 TIGERS

- Belted a pair of home runs on May 31 vs. Binghamton.
- Had a 10-game hitting streak from May 26-June 7, batting .415/.467/.585 with nine runs scored, one double, two home runs and seven RBI.
- Played for Estrellas de Oriente in the Dominican Winter League, hitting .240/.345/.320 with six runs scored, one triple and one RBI in seven games.

Split the **2017** season between Single A West Michigan and Single A Lakeland.

- Selected to the Midwest League midseason All-Star Team.
- Ranked third in the Tigers Minor League system with a .303 (137x452) batting average, while he was fourth with 21 stolen bases.
- Hit .300-or-better in each of the first four months of the season, batting .330/.379/.409 in April, .337/.429/.396 in May, .300/.390/.371 in June and .309/.375/.447 in July.
- Had a four-hit game on May 4 vs. Clinton...also added four-hit performances on May 26 at Dayton, June 11 vs. Dayton, July 9 at Daytona and September 2 vs. Tampa.
- Rated as the 25th-best prospect in the Tigers organization by *Baseball America*.

Made his professional debut in **2016**, playing in 49 games between the GCL Tigers West and Single A Connecticut.

- Ranked seventh in the Gulf Coast League with 14 stolen bases.
- Had a 10-game hitting streak from July 20-August 3, hitting .357/.449/.548 with nine runs scored, four doubles, two triples and two RBI.
- Went 4x5 with two runs scored on September 4 vs. Tri-City.

### TRANSACTIONS

- Selected by the Padres in the 30th round of the 2012 MLB Draft out of Vinceny Massey Secondary School (Windsor, Can.), but did not sign
- Selected by the Tigers in the eighth round of the 2016 MLB Draft out of Mississippi State University (signing scout: Justin Henry)
- On suspended list, June 13-19, 2017

### JACOB CHARLES ROBSON'S CAREER RECORD

| Year                       | Club            | AVG  | G   | AB   | R   | H   | TB  | 2B | 3B | HR | RBI | SH | SF | HB | BB  | SO  | SB | CS | OBP  | SLG  | E |
|----------------------------|-----------------|------|-----|------|-----|-----|-----|----|----|----|-----|----|----|----|-----|-----|----|----|------|------|---|
| 2016                       | GCL Tigers West | .267 | 28  | 101  | 16  | 27  | 35  | 4  | 2  | 0  | 5   | 1  | 0  | 0  | 16  | 22  | 14 | 4  | .368 | .347 | 1 |
|                            | Connecticut     | .329 | 21  | 76   | 14  | 25  | 35  | 5  | 1  | 1  | 6   | 0  | 0  | 0  | 15  | 20  | 1  | 2  | .440 | .461 | 1 |
| 2017                       | West Michigan   | .329 | 60  | 228  | 38  | 75  | 90  | 10 | 1  | 1  | 27  | 5  | 2  | 1  | 31  | 59  | 5  | 9  | .408 | .395 | 1 |
|                            | Lakeland        | .277 | 58  | 224  | 27  | 62  | 87  | 11 | 4  | 2  | 18  | 4  | 1  | 3  | 23  | 59  | 16 | 9  | .351 | .388 | 0 |
| 2018                       | Erie            | .286 | 67  | 262  | 46  | 75  | 118 | 16 | 3  | 7  | 32  | 7  | 1  | 2  | 39  | 78  | 11 | 4  | .382 | .450 | 1 |
|                            | Toledo          | .305 | 57  | 220  | 36  | 67  | 94  | 13 | 1  | 4  | 15  | 1  | 1  | 0  | 23  | 62  | 7  | 6  | .369 | .427 | 1 |
| 2019                       | Toledo          | .267 | 112 | 409  | 61  | 109 | 163 | 21 | 3  | 9  | 52  | 4  | 4  | 3  | 53  | 132 | 25 | 10 | .352 | .399 | 3 |
| 2020                       | Did Not Play    |      |     |      |     |     |     |    |    |    |     |    |    |    |     |     |    |    |      |      |   |
| <b>MINOR LEAGUE TOTALS</b> |                 | .289 | 403 | 1520 | 238 | 440 | 622 | 80 | 15 | 24 | 155 | 22 | 9  | 9  | 200 | 432 | 79 | 44 | .373 | .409 | 8 |

### COMERICA PARK FIRSTS

**FIRST PITCH:** April 11, 2000 - 1:18 p.m. (Brian Moehler, strike to Seattle's Mark McLemore with umpire Rick Reed behind the plate)

**FIRST HIT:** April 11, 2000 - Seattle's John Olerud, double, top of first off of Brian Moehler

**FIRST SINGLE:** April 11, 2000 - Gregg Jefferies, bottom of first off of Seattle's Freddy Garcia

**FIRST DOUBLE:** April 11, 2000 - Seattle's John Olerud, top of first off of Brian Moehler

**FIRST TRIPLE:** April 11, 2000 - Luis Polonia, bottom of first off of Seattle's Freddy Garcia

**FIRST HOME RUN:** April 14, 2000 - Juan Gonzalez, bottom of third off Tampa Bay's Ryan Rupe

*With Gonzalez's three-run shot, it marked the longest stretch without a home run of any new ballpark opened since 1989*

**FIRST RBI:** April 11, 2000 - Gregg Jefferies, bottom of first

**FIRST STOLEN BASE:** April 12, 2000 - Seattle's Mark McLemore off Dave Mlicki/Brad Ausmus, second base

**FIRST SHUTOUT:** April 12, 2000 - Seattle's Aaron Sele, 4-0

**FIRST GRAND SLAM:** April 19, 2000 - Boston's Trot Nixon, top of the sixth off Jim Poole

**FIRST TIGERS GRAND SLAM:** June 27, 2000 - Dean Palmer, bottom of fifth off New York's David Cone

**FIRST INSIDE-THE-PARK HOME RUN:** September 2, 2000 - Juan Gonzalez, bottom of the first off Texas' Kenny Rogers





75

**NON-ROSTER  
INVITEE**

**ADERLIN  
RODRIGUEZ**

HT: 6-2 WT: 243 BT: R TH: R BORN: 11/18/1991 IN SANTO DOMINGO, DR

**INFIELDER**

Opening Day Age: 29

Residence: Santo Domingo, DR

Major League Service: 0.000

Signed Through: 2021

How Obtained: Signed by the Tigers as a Minor League free agent on January 12, 2021

### SEASON HIGHLIGHTS

Spent the **2020** season with the Orix Buffaloes, playing in 59 games.

- Played in three games with Leones del Escogido and went 5x14 with three doubles, two home runs and three RBI.

Limited to 75 games with Triple A El Paso in **2019** after spending the first two months of the season on the injured list.

- Named an organization All-Star by MiLB.com.
- On the injured list from April 4-June 3 with a left oblique muscle strain.
- Belted a pair of home runs on July 1 vs. Fresno.
- Had a five-hit performance on July 25 at Las Vegas, finishing the game 5x6 with two doubles, a home run and four RBI.
- Named Pacific Coast League Player of the Week for the week ending August 18, hitting .500/.522/1.273 with five doubles, four home runs and 10 RBI.
- Finished the month of August batting .350/.393/.728 with 12 doubles, nine home runs and 30 RBI.
- Hit .304/.372/.449 with four doubles, two home runs and 14 RBI in 18 games with Leones del Escogido.

Played in 128 games with Double A Bowie in **2018**, earning MiLB.com organization All-Star honors for the second straight season.

- Hit .339 over 48 games in the second half of the season, but just .254 in 80 first half games.
- Posted a 14-game hitting streak from July 14-29, batting .412/.429/.882 with six doubles, six home runs and 16 RBI.
- Selected Eastern League Player of the Week for the week ending July 29 after hitting .412/.421/1.000 with a double, three home runs and seven RBI...homered in three straight games during the week.
- Recorded a multi-homer game and had a season-high seven RBI on September 3 vs. Altoona.
- Played in 14 games with Gigantes del Cibao, and hit .167/.222/.262 with a double, a home run and six RBI.

Spent the entire **2017** season with Double A Bowie.

- Named an Eastern League midseason All-Star and an organization All-Star by MiLB.com.
- Ranked third in the EL in total bases (228), fifth in hits (135) and RBI (76) and tied for seventh in home runs (21).
- Logged a career-high nine RBI on June 7 at Reading, going 5x5 with two home runs.
- Compiled a 10-game hitting streak from June 8-18, batting .386/.378/.523 with three doubles, a home run and six RBI.
- Hit .223/.282/.383 with three doubles, four home runs and 12 RBI in 28 games with Gigantes del Cibao.

Set career highs in hits (150), total bases (263), triples (six), home runs (26), RBI (93), batting average (.304) and slugging percentage (.532) in **2016** with Single A Frederick.

- Selected to the Carolina League midseason and postseason All-Star Teams.
- Earned Carolina League Player of the Week honors for the week ending July 10, batting .452/.485/1.097 with a double, two triples, five home runs and 15 RBI.
- Named Carolina League Player of the Month in July after hitting .375/.423/.688 with seven doubles, two triples, eight home runs and 29 RBI in 28 games.
- Appeared in seven games with Gigantes del Cibao, and hit .320/.357/.320 with a RBI.

Began the **2015** season with Double A Binghamton in the New York Mets organization before being released midseason and signing with Seattle.

- Hit a pair of solo home runs on May 31 at Altoona.
- Recorded four consecutive multi-hit games from August 14-18.



Played in 89 games with Single A St. Lucie in **2014**.

- Drove in a season-high six runs on April 25 vs. Bradenton.
- Sidelined from May 15-28 with left wrist tendinitis.
- On injured list from July 28-September 23 with a left wrist sprain.
- Went 2x10 with a home run and three RBI in four games with Gigantes del Cibao.
- Rated as possessing the best infield arm in the Mets organization by *Baseball America*.

Limited to 62 games with Single A St. Lucie in **2013**.

- Played in 26 games during May, and hit .343/.372/.581 with seven doubles, six home runs and 29 RBI.
- Sidelined from June 13-September 24 with a right thumb sprain.
- Appeared in 19 games with Scottsdale in the Arizona Fall League, and hit .194/.205/.222 with two doubles and three RBI...also played in two games with Gigantes del Cibao.
- Ranked as the No. 19 prospect in the Mets organization by *Baseball America*...also rated as the best power hitter and possessing the best infield arm in the Mets player development system.

Combined to play in 125 games between Single A Savannah and Single A St. Lucie in **2012**.

- Named an organization All-Star by MiLB.com.
- Hit .315/.406/.562 with seven doubles, five home runs and 20 RBI in 26 games in May.
- Ranked as the 14th-best prospect in the Mets organization and rated as possessing the best infield arm in the Mets system by *Baseball America*.

Appeared in a career-high 131 games with Single A Savannah in **2011**.

- Rated as the No. 9 prospect in the Mets organization and as the best power hitter in the Mets system by *Baseball America*.

Split the **2010** season between Rookie-level Kingsport and Single A Savannah.

- Named Appalachian League Player of the Week for the week ending July 11, batting .429/.452/.929 with five doubles, three home runs and nine RBI.
- Ranked as the No. 9 prospect in the Appalachian League by *Baseball America*.

Made his professional debut with the GCL Mets in **2009**.

- Rated as the No. 30 prospect in the New York (NL) player development system by *Baseball America*.

#### TRANSACTIONS

- Signed by New York (NL) as a non-drafted free agent on July 2, 2008
- On injured list, June 13-September 24, 2013 (right thumb sprain)
- On injured list, May 15-28, 2014 (left wrist tendinitis)
- On injured list, July 28-September 23, 2014 (left wrist sprain)
- Signed by Seattle as a Minor League free agent on July 20, 2015
- Signed by Baltimore as a Minor League free agent on January 18, 2016
- Signed by Baltimore as a Minor League free agent on December 23, 2017
- Signed by San Diego as a Minor League free agent on December 20, 2018
- On injured list, April 4-June 3, 2019 (left oblique muscle strain)
- Signed by the Tigers as a Minor League free agent on January 12, 2021

#### ADERLIN RODRIGUEZ'S CAREER RECORD

| Year                | Club         | AVG  | G    | AB   | R   | H    | TB   | 2B  | 3B | HR  | RBI | SH | SF | HB | BB  | SO  | SB | CS | OBP  | SLG  | E   |
|---------------------|--------------|------|------|------|-----|------|------|-----|----|-----|-----|----|----|----|-----|-----|----|----|------|------|-----|
| 2009                | GCL Mets     | .290 | 17   | 62   | 5   | 18   | 24   | 3   | 0  | 1   | 10  | 0  | 0  | 1  | 9   | 15  | 1  | 1  | .389 | .387 | 12  |
| 2010                | Kingsport    | .312 | 61   | 250  | 44  | 78   | 139  | 22  | 0  | 13  | 48  | 0  | 1  | 1  | 15  | 43  | 3  | 1  | .352 | .556 | 20  |
|                     | Savannah     | .200 | 8    | 30   | 3   | 6    | 10   | 1   | 0  | 1   | 11  | 0  | 2  | 1  | 6   | 10  | 0  | 0  | .333 | .333 | 2   |
| 2011                | Savannah     | .221 | 131  | 516  | 59  | 114  | 192  | 23  | 2  | 17  | 78  | 3  | 3  | 3  | 29  | 106 | 2  | 1  | .265 | .372 | 44  |
| 2012                | Savannah     | .274 | 83   | 318  | 41  | 87   | 158  | 21  | 1  | 16  | 59  | 1  | 2  | 2  | 29  | 71  | 1  | 0  | .336 | .497 | 19  |
|                     | St. Lucie    | .242 | 42   | 153  | 19  | 37   | 66   | 5   | 0  | 8   | 24  | 0  | 0  | 2  | 8   | 30  | 1  | 0  | .288 | .431 | 13  |
| 2013                | St. Lucie    | .260 | 62   | 246  | 27  | 64   | 105  | 14  | 0  | 9   | 41  | 0  | 4  | 3  | 11  | 43  | 1  | 1  | .295 | .427 | 10  |
| 2014                | St. Lucie    | .242 | 89   | 339  | 32  | 82   | 124  | 20  | 2  | 6   | 54  | 1  | 0  | 4  | 16  | 73  | 0  | 0  | .284 | .366 | 20  |
| 2015                | Binghamton   | .253 | 63   | 217  | 29  | 55   | 100  | 13  | 1  | 10  | 34  | 0  | 1  | 2  | 9   | 42  | 1  | 1  | .288 | .461 | 2   |
|                     | Jacksonville | .206 | 44   | 155  | 18  | 32   | 52   | 11  | 0  | 3   | 16  | 0  | 4  | 1  | 12  | 38  | 0  | 1  | .262 | .335 | 6   |
| 2016                | Frederick    | .304 | 130  | 494  | 71  | 150  | 263  | 23  | 6  | 26  | 93  | 1  | 3  | 8  | 36  | 112 | 3  | 3  | .359 | .532 | 16  |
| 2017                | Bowie        | .279 | 125  | 484  | 61  | 135  | 228  | 25  | 1  | 22  | 76  | 0  | 4  | 5  | 43  | 102 | 0  | 0  | .341 | .471 | 10  |
| 2018                | Bowie        | .286 | 128  | 483  | 76  | 138  | 231  | 20  | 2  | 23  | 92  | 0  | 8  | 11 | 29  | 95  | 1  | 1  | .335 | .478 | 10  |
| 2019                | El Paso      | .321 | 75   | 265  | 54  | 85   | 168  | 26  | 0  | 19  | 64  | 0  | 4  | 6  | 14  | 46  | 0  | 0  | .363 | .634 | 3   |
| 2020                | Orix*        | .218 | 59   | 193  | 11  | 42   | 70   | 10  | 0  | 6   | 25  | 0  | 1  | 3  | 14  | 55  | 1  | 0  | .280 | .363 | --- |
| MINOR LEAGUE TOTALS |              | .269 | 1058 | 4012 | 539 | 1081 | 1860 | 227 | 15 | 174 | 700 | 6  | 36 | 50 | 266 | 826 | 14 | 10 | .320 | .464 | 187 |

\* - Not included in career totals



# 34 JAKE ROGERS

HT: 6-1 WT: 192 BT: R TH: R BORN: 4/18/1995 IN CANYON, TX

## CATCHER

Opening Day Age: 25

Residence: Dallas, TX

Major League Service: 0.062

Signed Through: 2021

**How Obtained:** Acquired by the Tigers along with Daz Cameron and Franklin Pérez from Houston in exchange for Justin Verlander and a player to be named later (Juan Ramirez) on August 31, 2017

### CAREER HIGHLIGHTS

- Selected to participate in the MLB Futures Game prior to the Major League Baseball All-Star Game in **2019** at Progressive Field in Cleveland.

### SEASON HIGHLIGHTS

Spent the entire **2020** season at the alternate training site in Toledo.

- Ranked as the No. 10 prospect and as the best defensive catcher in the Tigers organization by *Baseball America*.

Saw the first Major League action of his career in **2019**, appearing in 35 games with the Tigers.

- Belted a pair of home runs for Double A Erie on April 16 at Bowie...also had a pair of homers on May 3 vs. Bowie.
- Named the Tigers Minor League Player of the Month for May, hitting .325/.432/.636 with six doubles, six home runs and 22 RBI in 23 games between Erie and Triple A Toledo.
- Made his Major League debut on July 30 at Los Angeles (AL), going 2x4 with a RBI...became the first Tiger to have multiple hits and a RBI in his big league debut since JaCoby Jones on August 30, 2016 vs. Chicago (AL).
- Belted the first home run of his Major League career on July 31 at Los Angeles (AL), hitting a solo shot in the third inning off Jose Suarez...scored three runs in the game, becoming the first Tigers player with three runs scored in one of his first two Major League games since Scott Livingstone on July 19, 1991 at Kansas City and first catcher since Lance Parrish on September 7, 1977 vs. Baltimore.
- Hit his fourth home run on August 13 vs. Seattle, becoming the first Tigers catcher since at least 1908 to hit four homers in his first 11 career games.
- Rated as the 13th-best prospect and as the best defensive catcher in the Tigers organization by *Baseball America*.

Played in a career-high 99 games in **2018** as he spent the entire season with Double A Erie.

- Selected to MLB Pipeline's All-Defense Team for the second straight year as the best defensive catcher in the Minors.
- Ranked fourth in the Eastern League with one home run every 20.71 at-bats.
- Had a three-homer game and drove in a season-high four runs on June 12 at Hartford.
- Played with the Mesa Solar Sox in the Arizona Fall League, hitting .167/.231/.271 with eight runs scored, five doubles and one RBI in 13 games...was selected to play in the AFL's Rising Stars Game.
- Ranked as the fifth-best prospect and as being the best defensive catcher in the Tigers organization by *Baseball America*.

Began the **2017** season in the Houston Astros organization, before being traded to the Tigers on August 31.

- Name to MLB Pipeline's All-Defense Team as the best defensive catcher in the Minors.
- Collected a season-high four hits and drove in a season-best four RBI on July 4 at Myrtle Beach.
- Homered in three consecutive games from July 8-10 at Down East.
- Posted a 12-game hitting streak from July 2-16...hit .420/.473/.760 with 11 runs scored, two doubles, five home runs and 17 RBI.
- Ranked as the No. 20 prospect in the Astros organization by *Baseball America*.

Completed his first season of professional baseball in **2016**, playing in 46 games between Single A Tri-City and Single A Quad Cities.

- Had a season-high three hits on July 25 vs. Vermont.

### TRANSACTIONS

- Selected by Houston in the third round of the 2016 MLB Draft out of Tulane University
- Acquired by the Tigers along with Daz Cameron and Franklin Pérez from Houston in exchange for Justin Verlander and a player to be named later (Juan Ramirez) on August 31, 2017
- On temporarily inactive list, July 6-8, 2019 (Participating in Futures Game)



## 2021 TIGERS

### JACOB RAY ROGERS' CAREER RECORD

| Year                | Club        | AVG         | G         | AB         | R         | H         | TB        | 2B       | 3B       | HR       | RBI      | SH       | SF       | HB       | BB        | SO        | SB       | CS       | OBP         | SLG         | E        |  |
|---------------------|-------------|-------------|-----------|------------|-----------|-----------|-----------|----------|----------|----------|----------|----------|----------|----------|-----------|-----------|----------|----------|-------------|-------------|----------|--|
| 2016                | Tri-City    | .253        | 25        | 87         | 11        | 22        | 37        | 7        | 1        | 2        | 12       | 1        | 0        | 3        | 13        | 18        | 0        | 2        | .369        | .425        | 3        |  |
|                     | Quad Cities | .208        | 21        | 72         | 7         | 15        | 23        | 3        | 1        | 1        | 4        | 0        | 0        | 2        | 8         | 25        | 1        | 0        | .305        | .319        | 3        |  |
| 2017                | Quad Cities | .255        | 27        | 102        | 17        | 26        | 53        | 7        | 1        | 6        | 15       | 0        | 1        | 4        | 9         | 28        | 1        | 0        | .336        | .520        | 1        |  |
|                     | Buies Creek | .265        | 83        | 313        | 43        | 83        | 143       | 18       | 3        | 12       | 55       | 0        | 6        | 4        | 44        | 72        | 13       | 8        | .357        | .457        | 4        |  |
| 2018                | Lakeland    | .143        | 2         | 7          | 0         | 1         | 1         | 0        | 0        | 0        | 0        | 0        | 0        | 0        | 1         | 2         | 0        | 0        | .250        | .143        | 0        |  |
|                     | Erie        | .219        | 99        | 352        | 57        | 77        | 145       | 15       | 1        | 17       | 56       | 2        | 7        | 6        | 41        | 112       | 7        | 1        | .305        | .412        | 5        |  |
| 2019                | Erie        | .302        | 28        | 86         | 17        | 26        | 46        | 3        | 1        | 5        | 21       | 0        | 4        | 3        | 19        | 26        | 0        | 0        | .429        | .535        | 1        |  |
|                     | Toledo      | .223        | 48        | 166        | 29        | 37        | 76        | 10       | 1        | 9        | 31       | 1        | 0        | 6        | 18        | 53        | 0        | 0        | .321        | .458        | 3        |  |
| <b>DETROIT</b>      |             | <b>.125</b> | <b>35</b> | <b>112</b> | <b>11</b> | <b>14</b> | <b>29</b> | <b>3</b> | <b>0</b> | <b>4</b> | <b>8</b> | <b>2</b> | <b>0</b> | <b>1</b> | <b>13</b> | <b>51</b> | <b>0</b> | <b>0</b> | <b>.259</b> | <b>.481</b> | <b>1</b> |  |
| 2020 Did Not Play   |             |             |           |            |           |           |           |          |          |          |          |          |          |          |           |           |          |          |             |             |          |  |
| MINOR LEAGUE TOTALS |             | .242        | 333       | 1185       | 181       | 287       | 524       | 63       | 9        | 52       | 194      | 4        | 18       | 28       | 153       | 336       | 22       | 11       | .338        | .442        | 20       |  |
| MAJOR LEAGUE TOTALS |             | .125        | 35        | 112        | 11        | 14        | 29        | 3        | 0        | 4        | 8        | 2        | 0        | 1        | 13        | 51        | 0        | 0        | .259        | .481        | 1        |  |

### MAJOR LEAGUE CAREER FIELDING

|         | G  | TC  | PO  | A  | E | DP | PCT  |
|---------|----|-----|-----|----|---|----|------|
| Catcher | 34 | 301 | 287 | 13 | 1 | 0  | .997 |

### IN-DEPTH MAJOR LEAGUE CATCHING STATISTICS

| Year   | G  | SB | CS | CS%  | PB | SLAA   | FrmRAA |
|--------|----|----|----|------|----|--------|--------|
| 2019   | 34 | 11 | 7  | 38.9 | 9  | -12.03 | -1.36  |
| Totals | 34 | 11 | 7  | 38.9 | 9  | -12.03 | -1.36  |

### MAJOR LEAGUE CAREER HIGHS

**Hits:** 2 (twice) - last, September 12, 2019 vs. New York (AL) (Gm. 1)

**Home Runs:** 1 (four times) - last, August 13, 2019 vs. Seattle

**RBI:** 2 - August 13, 2019 vs. Seattle

**Stolen Bases:** No Major League stolen bases

**Hitting Streak:** 2 (three times) - last, September 18-21, 2019



# 7

## JONATHAN SCHOOP

HT: 6-1   WT: 225   BT: R   TH: R   BORN: 10/16/1991 IN WILLEMSTAD, CW

INFIELDER

Opening Day Age: 29      Residence: Willemstad, CW

Major League Service: 7.027      Signed Through: 2021

How Obtained: Signed by the Tigers as a free agent on February 5, 2021

### CAREER HIGHLIGHTS

- Named to the American League All-Star Team in **2017** with Baltimore.
- Selected the American League Player of the Week twice in his career, earning the honor for the week ending July 23, 2017 and July 29, 2018.
- Played for the Netherlands in the **2013** and **2017** World Baseball Classic.
- Selected to participate in the Futures Game prior to the **2011** All-Star Game at Chase Field in Phoenix.

### SEASON HIGHLIGHTS

Completed his first season with the Tigers in **2020**, appearing in 44 games.

- Named a finalist for the American League Gold Glove Award for second basemen...led all AL second basemen with a .994 fielding percentage during the season, committing just one error in 174 total chances...among qualified second basemen, he ranked second in the AL with a 2.4 UZR and first in the Majors with a 10.7 UZR/150 (UZR normalized for number of chances in a season).
- Homered in three straight games from July 28-30, marking the fifth time in his career he has done so (last, August 25-28, 2019)...each of the longballs came at home, becoming the first Tiger to homer in three consecutive games at Comerica Park since Ian Kinsler from May 16-18, 2016.
- Had his best stretch of the season over 30 games between August 11-September 12, over which he hit .302/.362/.509 with three doubles, two triples, five home runs and 15 RBI.
- Belted his fourth career grand slam on August 25 vs. Chicago (NL)...was the second grand slam of the season for Detroit, following Isaac Paredes' on August 21 at Cleveland.
- Scored the 400th run of his career on August 26 vs. Chicago (NL), going 3x5 with a RBI...was his fifth game of three-or-more hits during the season, which was tied with Jeimer Candelario for the team lead.
- Placed on the injured list on September 13 with a right wrist sprain and missed the rest of the season.



Played in 121 games with Minnesota in **2019**, marking the fourth consecutive year that he has appeared in 120 games-or-more at the Major League level.

- Ranked third among Major League second basemen with a .478 slugging percentage, while he was fourth with 22 home runs.
- Posted five multi-homer games during the season, hitting two home runs on April 9 at New York (NL), April 20 at Baltimore, May 18 at Seattle, May 23 at Los Angeles (AL), and August 28 at Chicago (AL)... his five multi-homer games were tied for the second most by a second baseman in Major League history, trailing only Chase Utley's seven multi-homer games in 2006 with Philadelphia.
- Recorded his fourth career game with five RBI on May 18 at Seattle.
- Hit .311/.340/.689 with two doubles, five home runs and nine RBI in 15 games during August.
- Played in his 800th career game on September 27 at Kansas City.

Began the **2018** season with Baltimore, before being traded to Milwaukee on July 31.

- Sideline from April 14-May 8 with a right oblique muscle strain.
- Recorded multi-homer games on May 12 vs. Tampa Bay and July 5 at Minnesota.
- Named American League Player of the Week for the week ending July 29, hitting .379/.379/.931 with one double, five home runs and 13 RBI in six games...homered in five consecutive games from July 22-27.
- Finished the month of July batting .360/.356/.700 with seven doubles, nine home runs and 19 RBI in 24 games.
- Hit his third career grand slam on September 9 vs. San Francisco off Madison Bumgarner...also tied a career high with five RBI.
- Played in four games during Milwaukee's postseason run, appearing in two games in both the National League Division Series vs. Colorado and the National League Championship Series vs. Los Angeles (NL).

Named to the American League All-Star Team in **2017** as he set career highs with 92 runs scored, 182 hits, 32 home runs and 105 RBI.

- Voted the winner of the Louis M. Hatter Most Valuable Oriole Award by members of the local media.
- Ranked tied for fourth in the American League with 53 multi-hit games, while he was sixth in hits, RBI and total bases (313).
- Played 3.0 innings at second base in the All-Star Game and went 1x1 with a run scored and a double.
- Appeared in seven games for Team Netherlands in the World Baseball Classic, hitting .222/.300/.333 with a home run and four RBI.
- Established franchise records for a second baseman with 32 home runs and 105 RBI...he was the only AL infielder to finish the season with 30-or-more home runs and at least 100 RBI...ranked fourth among Major League second basemen with 66 extra-base hits.
- Reached base safely in a career-high 26 consecutive games from April 12-May 12, hitting .344/.385/.613 with 10 doubles, five home runs and 17 RBI.
- Selected AL Player of the Week for the week ending July 23 after batting .433/.438/.800 with two doubles, three home runs and 16 RBI.
- Finished the month of July hitting .343/.377/.638 with four doubles, nine home runs and 28 RBI...led the AL in RBI during the month, while he was tied for second in home runs.
- Reached the 100 RBI mark on August 31 and became the fastest Oriole to reach 100 RBI in a season since Chris Davis in 2013.
- Recorded his second career walk-off hit on September 1 vs. Toronto, a RBI double in the bottom of the 13th inning.

Played in all 162 games for the Orioles in **2016**...joined Kansas City's Alcides Escobar and Houston's George Springer as the only players to play in every game during the season.

- Finished the season with 13 game-winning RBI, which was tied with Chris Davis for the team lead.
- Of his 164 hits, 64 of them went for extra bases (38 doubles, one triple, 25 home runs).
- Recorded the first triple of his Major League career on May 12 vs. Detroit.
- Posted his fourth career multi-homer game, hit his second career grand slam and drove in a career-best five runs on May 14 vs. Detroit.
- Had an 11-game hitting streak from June 18-29, batting .489/.520/.830 with seven doubles, three home runs and nine RBI...had eight multi-hit performances during the streak.
- Hit a go-ahead, two-run, two-out double in the 14th inning on July 6 at Los Angeles (NL).
- Tied his career high with five RBI on September 30 at New York (AL).
- Started at second base in the American League Wild Card Game at Toronto, going 0x4.

Appeared in 86 games with Baltimore in **2015**.

- Belted the first grand slam of his career on April 11 vs. Toronto.
- Sideline from April 18-July 5 with a right knee sprain.
- Hit the first walk-off home run of his career in the bottom of the ninth inning on July 10 vs. Washington.
- Posted a career-best, 12-game hitting streak from September 7-19, batting .327/.353/.531 with one double, three home runs and five RBI.



Completed his first full season with the Orioles in **2014**, seeing time in 137 games.

- Made an Opening Day roster at the Major League level for the first time in his career.
- Ranked fourth among American League second basemen with a .987 fielding percentage, while he was fifth with 16 Total Zone Runs and a 4.84 Range Factor/9.0 innings and eighth with 89 double plays turned.
- Collected his first career multi-homer game on May 26 at Milwaukee.
- Started all seven postseason games, hitting .190/.292/.238 with one double and two RBI.
- Ranked as the No. 5 prospect in the Orioles organization by *Baseball America*...also rated as the best power hitter and as possessing the best infield arm in the Baltimore system.

Limited to 70 games with Triple A Norfolk in **2013** after missing over two months of the season due to injury...also saw his first Major League action, appearing in five games with Baltimore.

- Played for Team Netherlands in the World Baseball Classic, hitting .214/.313/.464 with a double, two home runs and six RBI in eight games.
- Sidelined from May 14-July 26 due to a stress fracture in his lower back.
- Made his Major League debut on September 25 vs. Toronto, going 2x3 with three runs scored and a solo home run...belted his first big league home run in the sixth inning off Kyle Drabek, becoming just the second player in club history to homer in his first Major League game, joining Larry Haney on July 27, 1966 vs. Cleveland.
- Played for Surprise in the Arizona Fall League after the season, hitting .177/.271/.323 with three home runs and six RBI...helped the Sagueros to the AFL title, going 1x3 with a run scored in the championship game.
- Ranked as the No. 3 prospect in the Orioles organization and the 14th-best prospect in the International League by *Baseball America*...also rated as the best power hitter and as possessing the best infield arm in the organization.

Spent the entire **2012** season with Double A Bowie, leading the team with 14 home runs, while he ranked second with 124 games played, 119 hits, 68 runs and 187 total bases.

- Selected to the Eastern League midseason All-Star Team and was named an organization All-Star by MiLB.com.
- Hit a pair of home runs on June 24 vs. Reading.
- Played in 21 games with Mesa in the Arizona Fall League after the season, and hit .270/.446/.429 with four doubles, two home runs and 10 RBI...selected to play in the AFL Rising Stars Game.
- Ranked as the third-best prospect in the Orioles organization, the No. 82 prospect overall, the No. 14 prospect in the Eastern League and the 19th-best prospect in the Arizona Fall League by *Baseball America* following the season.

Named the Orioles Brooks Robinson Minor League Player of the Year in **2011** as he combined to hit .290/.349/.432 with 24 doubles, five triples, 13 home runs and 71 RBI in 128 games between Single A Delmarva and Single A Frederick.

- Selected an Orioles organization All-Star by MiLB.com.
- Began the month of May on a 16-game hitting streak, over which he hit .348/.397/.515 with three doubles, one triple, two home runs and eight RBI.
- Tabbed Carolina League Player of the Week for the week ending August 14 after batting .467/.500/.833 with five doubles, two home runs and eight RBI in seven games.
- Selected the Orioles Minor League Player of the Month for August, hitting .336/.371/.536 with eight doubles, one triple, four home runs and 21 RBI in 28 games.
- Appeared in nine games during the Carolina League playoffs, and hit .314/.368/.457 with two doubles, one home run and four RBI.
- Ranked as the No. 10 prospect in the Orioles organization, the sixth-best prospect in the Carolina League and the No. 9 prospect in the South Atlantic League by *Baseball America*.

Combined to play in 62 games between Rookie-level GCL Orioles, Rookie-level Bluefield and Single A Frederick in **2010**.

- Belted a pair of home runs and drove in four on June 24 at the GCL Red Sox.
- Went 4x4 with two RBI on August 30 at Johnson City.
- Played in 26 games with Bluefield in August, and hit .318/.381/.511 with nine doubles, one triple, two home runs and 12 RBI.

Began his professional career in **2009** with the DSL Orioles.

- Led the team in games played (68) and RBI (35), while he was third in stolen bases (11).
- Had a four-hit game and drove in a run on July 17 at the DSL Rockies.

### PERSONAL/MISCELLANEOUS

- Played on the Little League World Series championship team from Willemstad, Curacao in 2004, and recorded the save in the finale against Thousand Oaks, CA.



**TRANSACTIONS**

- Signed by Baltimore as a non-drafted free agent on August 20, 2008
- On temporarily inactive list, July 9-13, 2011 (Participating in Futures Game)
- On injured list, May 14-July 26, 2013 (back strain)
- On injured list, April 18-July 5, 2015 (right knee sprain)
- On injured list, April 14-May 8, 2018 (right oblique muscle strain)
- Acquired by Milwaukee from Baltimore in exchange for Jean Carmona, Luis Ortiz and Jonathan Villar on July 31, 2018
- Signed by Minnesota as a free agent on December 6, 2018
- Signed by the Tigers as a free agent on December 21, 2019
- On injured list, September 13-October 28, 2020 (right wrist sprain)
- Signed by the Tigers as a free agent on February 5, 2021

**JONATHAN RUFINO JEZUS SCHOOP'S CAREER RECORD**

| Year                | Club         | AVG  | G   | AB   | R   | H   | TB   | 2B  | 3B | HR  | RBI | SH | SF | HB | BB  | SO  | SB | CS | OBP  | SLG   | E  |
|---------------------|--------------|------|-----|------|-----|-----|------|-----|----|-----|-----|----|----|----|-----|-----|----|----|------|-------|----|
| 2009                | DSL Orioles  | .239 | 68  | 247  | 28  | 59  | 72   | 7   | 3  | 0   | 35  | 6  | 1  | 6  | 24  | 39  | 11 | 3  | .320 | .291  | 20 |
| 2010                | GCL Orioles  | .250 | 17  | 60   | 11  | 15  | 28   | 4   | 0  | 3   | 16  | 0  | 2  | 1  | 7   | 7   | 0  | 0  | .329 | .467  | 1  |
|                     | Bluefield    | .316 | 39  | 133  | 16  | 42  | 61   | 11  | 1  | 2   | 16  | 3  | 0  | 0  | 12  | 14  | 1  | 1  | .372 | .459  | 17 |
|                     | Frederick    | .238 | 6   | 21   | 5   | 5   | 8    | 3   | 0  | 0   | 3   | 0  | 0  | 0  | 1   | 4   | 0  | 0  | .273 | .381  | 0  |
| 2011                | Delmarva     | .316 | 51  | 212  | 45  | 67  | 109  | 12  | 3  | 8   | 34  | 1  | 3  | 2  | 20  | 32  | 6  | 4  | .376 | .514  | 17 |
|                     | Frederick    | .271 | 77  | 299  | 37  | 81  | 112  | 12  | 2  | 5   | 37  | 4  | 0  | 4  | 22  | 44  | 6  | 3  | .329 | .375  | 11 |
| 2012                | Bowie        | .245 | 124 | 485  | 68  | 119 | 187  | 24  | 1  | 14  | 56  | 6  | 5  | 9  | 50  | 103 | 5  | 3  | .324 | .386  | 21 |
|                     | GCL Orioles# | .360 | 8   | 25   | 9   | 9   | 20   | 2   | 0  | 3   | 9   | 0  | 1  | 0  | 6   | 6   | 0  | 0  | .469 | .800  | 1  |
| 2013                | Aberdeen#    | .571 | 3   | 14   | 3   | 8   | 15   | 1   | 0  | 2   | 9   | 0  | 0  | 0  | 1   | 1   | 0  | 1  | .600 | 1.071 | 0  |
|                     | Norfolk      | .256 | 70  | 270  | 30  | 69  | 107  | 11  | 0  | 9   | 34  | 0  | 1  | 5  | 13  | 55  | 1  | 2  | .301 | .396  | 9  |
|                     | Baltimore    | .286 | 5   | 14   | 5   | 4   | 7    | 0   | 0  | 1   | 1   | 0  | 0  | 0  | 1   | 2   | 0  | 0  | .333 | .500  | 1  |
|                     | Baltimore    | .209 | 137 | 455  | 48  | 95  | 161  | 18  | 0  | 16  | 45  | 5  | 0  | 8  | 13  | 122 | 2  | 0  | .244 | .354  | 11 |
| 2015                | Frederick#   | .333 | 2   | 9    | 2   | 3   | 6    | 0   | 0  | 1   | 1   | 0  | 0  | 0  | 0   | 3   | 0  | 0  | .333 | .667  | 0  |
|                     | Bowie#       | .240 | 7   | 25   | 3   | 6   | 17   | 2   | 0  | 3   | 6   | 0  | 0  | 0  | 1   | 6   | 0  | 0  | .269 | .680  | 0  |
|                     | Baltimore    | .279 | 86  | 305  | 34  | 85  | 147  | 17  | 0  | 15  | 39  | 1  | 2  | 4  | 9   | 79  | 2  | 0  | .306 | .482  | 7  |
|                     | Baltimore    | .267 | 162 | 615  | 82  | 164 | 279  | 38  | 1  | 25  | 82  | 0  | 3  | 8  | 21  | 137 | 1  | 2  | .298 | .454  | 8  |
| 2017                | Baltimore    | .293 | 160 | 622  | 92  | 182 | 313  | 35  | 0  | 32  | 105 | 0  | 7  | 11 | 35  | 142 | 1  | 0  | .338 | .503  | 15 |
| 2018                | Frederick#   | .333 | 1   | 3    | 0   | 1   | 1    | 0   | 0  | 0   | 2   | 0  | 0  | 0  | 1   | 0   | 0  | 0  | .500 | .333  | 0  |
|                     | Bowie#       | .000 | 1   | 2    | 0   | 0   | 0    | 0   | 0  | 0   | 0   | 0  | 0  | 0  | 0   | 1   | 0  | 0  | .000 | .000  | 0  |
|                     | Norfolk#     | .125 | 2   | 8    | 0   | 1   | 1    | 0   | 0  | 0   | 0   | 0  | 0  | 0  | 0   | 5   | 0  | 0  | .125 | .125  | 0  |
|                     | Baltimore    | .244 | 85  | 349  | 45  | 85  | 156  | 18  | 1  | 17  | 40  | 1  | 2  | 3  | 12  | 74  | 0  | 1  | .273 | .447  | 8  |
| 2019                | Milwaukee    | .202 | 46  | 124  | 16  | 25  | 41   | 4   | 0  | 4   | 21  | 0  | 2  | 1  | 7   | 41  | 1  | 0  | .246 | .331  | 8  |
| 2019                | Minnesota    | .256 | 121 | 433  | 61  | 111 | 205  | 23  | 1  | 23  | 59  | 0  | 1  | 10 | 20  | 116 | 1  | 1  | .304 | .473  | 14 |
| 2020                | DETROIT      | .278 | 44  | 162  | 26  | 45  | 77   | 4   | 2  | 8   | 23  | 0  | 2  | 4  | 8   | 39  | 0  | 0  | .324 | .475  | 1  |
| MINOR LEAGUE TOTALS |              | .268 | 476 | 1813 | 257 | 485 | 744  | 89  | 10 | 50  | 258 | 20 | 13 | 27 | 158 | 320 | 30 | 17 | .333 | .410  | 97 |
| DETROIT TOTALS      |              | .278 | 44  | 162  | 26  | 45  | 77   | 4   | 2  | 8   | 23  | 0  | 2  | 4  | 8   | 39  | 0  | 0  | .324 | .475  | 1  |
| AL TOTALS           |              | .261 | 800 | 2955 | 393 | 771 | 1345 | 153 | 5  | 137 | 394 | 7  | 17 | 48 | 119 | 711 | 7  | 4  | .299 | .455  | 65 |
| NL TOTALS           |              | .202 | 46  | 124  | 16  | 25  | 41   | 4   | 0  | 4   | 21  | 0  | 2  | 1  | 7   | 41  | 1  | 0  | .246 | .331  | 8  |
| MAJOR LEAGUE TOTALS |              | .259 | 846 | 3079 | 409 | 796 | 1386 | 157 | 5  | 141 | 415 | 7  | 19 | 49 | 126 | 752 | 8  | 4  | .297 | .450  | 73 |

**CAREER FIELDING**

|             | G   | TC   | PO   | A    | E  | DP  | PCT  |
|-------------|-----|------|------|------|----|-----|------|
| Second Base | 805 | 3610 | 1376 | 2166 | 68 | 571 | .981 |
| Third Base  | 17  | 41   | 13   | 24   | 4  | 0   | .902 |
| Shortstop   | 22  | 55   | 15   | 39   | 1  | 8   | .982 |

**CAREER HIGHS**

- Hits:** 4 (four times) - last, August 21, 2020 at Cleveland
- Home Runs:** 2 (13 times) - last, August 28, 2019 at Chicago (AL)
- RBI:** 5 (four times) - last, May 18, 2019 at Seattle
- Stolen Bases:** 1 (eight times) - last, May 31, 2019 at Tampa Bay
- Hitting Streak:** 12 (twice) - last, July 13-29, 2018

**MULTI-HOME RUN GAMES IN THE POSTSEASON**

Jhonny Peralta became the sixth Tigers player to connect for two home runs during a postseason game after doing so in the 2012 American League Championship Series vs. New York (AL). The following is a list of six players with multiple home runs in a postseason game in club history.

| Player          | Date             | Opponent          |
|-----------------|------------------|-------------------|
| Alan Trammell   | October 13, 1984 | vs. San Diego     |
| Kirk Gibson     | October 14, 1984 | vs. San Diego     |
| Magglio Ordonez | October 14, 2006 | vs. Oakland       |
| Delmon Young    | October 13, 2011 | vs. Texas         |
| Miguel Cabrera  | October 15, 2011 | at Texas          |
| Jhonny Peralta  | October 18, 2012 | vs. New York (AL) |



# 59 ZACK SHORT

HT: 5-10 WT: 180 BT: R TH: R BORN: 5/29/1995 IN KINGSTON, NY

## INFIELDER

**Opening Day Age:** 25 **Residence:** Hurley, NY  
**Major League Service:** 0.000 **Signed Through:** 2021  
**How Obtained:** Acquired by the Tigers from Chicago (NL) in exchange for Cameron Maybin on August 31, 2020

### SEASON HIGHLIGHTS

Began the **2020** season in the Chicago Cubs organization, before being traded to the Tigers on August 31.

- After being acquired by Detroit, spent the month of September at the Alternate Training Site in Toledo.
- Ranked as the No. 28 prospect in the Cubs organization by *Baseball America*.

Limited to 63 games between the AZL Cubs1, Double A Tennessee and Triple A Iowa in **2019** after spending the first half of the season on the injured list.

- Sidelined from April 10-June 28 with a broken left ring finger.
- Rated as the 19th-best prospect and the best defensive infielder in the Cubs organization by *Baseball America*.

Spent the entire **2018** season with Double A Tennessee.

- Named to the Southern League postseason All-Star Team and was named a Cubs organization All-Star by MiLB.com.
- Ranked second in the Southern League with 82 walks, while his 28 doubles were fifth-most in the league.
- Led Tennessee with 68 runs, 28 doubles, 17 home runs and 59 RBI.
- Recorded his second career two-homer game on May 3 vs. Birmingham.
- Hit safely in 12 consecutive games from May 3-14, hitting .341/.473/.727 with five doubles, four home runs and 11 RBI.

Split the **2017** season between Single A South Bend and Single A Myrtle Beach, combining to appear in a career-high 131 games.

- Selected as a Cubs organization All-Star by MiLB.com.
- Belted a pair of home runs and drove in six runs on April 25 at Lansing.
- Had an 11-game hitting streak from July 30-August 10, batting .395/.467/.737 with two triples, three home runs and six RBI.

Made his professional debut in **2016**, combining to appear in 53 games between the AZL Cubs and Single A Eugene.

- Drew 47 walks and struck out only 33 times, finishing the season with a .427 on-base percentage.

### AMATEUR HIGHLIGHTS

- Attended Sacred Heart University, where he first team All-Northeast Conference as a sophomore in **2015** and was named a Louisville Slugger Freshman All-American and second team All-NEC in **2014**.
- Graduated from Kingston High School in Kingston, NY, where he collected All-League, All-Section and All-State honors in a high school career that saw him bat .410 with 32 RBI as a junior.

### TRANSACTIONS

- Selected by Chicago (NL) in the 17th round of the 2016 MLB Draft out of Sacred Heart University
- On injured list, April 10-June 28, 2019 (broken left ring finger)
- Acquired by the Tigers from Chicago (NL) in exchange for Cameron Maybin on August 31, 2020
- On injured list, September 1-3, 2020



## ZACHARY RYAN SHORT'S CAREER RECORD

| Year                | Club         | AVG  | G   | AB   | R   | H   | TB  | 2B | 3B | HR | RBI | SH | SF | HB | BB  | SO  | SB | CS | OBP  | SLG  | E  |
|---------------------|--------------|------|-----|------|-----|-----|-----|----|----|----|-----|----|----|----|-----|-----|----|----|------|------|----|
| 2016                | AZL Cubs     | .318 | 14  | 44   | 12  | 14  | 17  | 3  | 0  | 0  | 8   | 0  | 0  | 2  | 14  | 9   | 5  | 1  | .500 | .386 | 1  |
|                     | Eugene       | .236 | 39  | 127  | 22  | 30  | 41  | 6  | 1  | 1  | 23  | 1  | 3  | 4  | 33  | 24  | 10 | 5  | .401 | .323 | 10 |
| 2017                | South Bend   | .237 | 66  | 236  | 50  | 56  | 100 | 17 | 3  | 7  | 26  | 2  | 1  | 7  | 54  | 54  | 15 | 5  | .393 | .424 | 17 |
|                     | Myrtle Beach | .263 | 65  | 232  | 34  | 61  | 96  | 11 | 3  | 6  | 21  | 0  | 3  | 2  | 40  | 50  | 3  | 5  | .372 | .414 | 7  |
| 2018                | Tennessee    | .227 | 124 | 436  | 68  | 99  | 182 | 28 | 2  | 17 | 59  | 1  | 0  | 5  | 82  | 136 | 8  | 3  | .356 | .417 | 19 |
| 2019                | AZL Cubs1#   | .375 | 6   | 16   | 5   | 6   | 8   | 2  | 0  | 0  | 3   | 0  | 0  | 1  | 8   | 4   | 0  | 0  | .600 | .500 | 1  |
|                     | Tennessee    | .250 | 16  | 64   | 7   | 16  | 23  | 3  | 2  | 0  | 5   | 0  | 1  | 0  | 9   | 18  | 0  | 1  | .338 | .359 | 3  |
|                     | Iowa         | .211 | 41  | 133  | 22  | 28  | 55  | 9  | 0  | 6  | 17  | 0  | 1  | 5  | 21  | 50  | 2  | 1  | .338 | .414 | 11 |
| 2020                | Did Not Play |      |     |      |     |     |     |    |    |    |     |    |    |    |     |     |    |    |      |      |    |
| MINOR LEAGUE TOTALS |              | .241 | 371 | 1288 | 220 | 310 | 522 | 79 | 11 | 37 | 162 | 4  | 9  | 26 | 261 | 345 | 43 | 21 | .377 | .405 | 69 |



# 29 TARIK SKUBAL

HT: 6-3 WT: 215 BT: L TH: L BORN: 11/20/1996 IN HAYWARD, CA

## LEFTHANDED PITCHER

Opening Day Age: 24

Residence: Chandler, AZ

Major League Service: 0.114

Signed Through: 2021

How Obtained: Selected by the Tigers in the ninth round of the 2018 MLB Draft

## SEASON HIGHLIGHTS

Made the first eight appearances of his career in 2020, including seven starts...posted a 1-4 record and 5.63 ERA (32.0IP/20ER), allowing 28 hits and 11 walks, while striking out 37.

- Allowed more than two earned runs in just two of his appearances this season, and struck out six-or-more batters in four of his last five outings to close out his rookie campaign.
- Made his Major League debut on August 18 at Chicago (AL), allowing four runs on seven hits with one walk and one strikeout in 2.0 innings...punched out Eloy Jiménez to end the second inning for his first big league strikeout.
- Turned in one of his best starts of the season on September 5 at Minnesota, throwing a career-best 6.0 innings and allowing one run on two hits with two walks and six strikeouts...became the ninth starting pitcher in franchise history to throw 6.0-or-more innings while allowing one run-or-fewer on two-or-fewer hits in one of his first four career starts, and the first to do so since Drew Smyly on April 28, 2012 at New York (AL).
- Posted his second quality start of his rookie season on September 16 vs. Kansas City, allowing three runs, two earned, on four hits with eight strikeouts in 6.0 innings, while taking the loss...became the second pitcher in Tigers history to strike out eight-or-more batters while not issuing a walk in one of his first six career appearances, joining Schoolboy Rowe, who had nine strikeouts without giving up a walk on April 21, 1933 at Cleveland.
- Rated as the No. 3 prospect in the Tigers organization and the No. 34 prospect overall by *Baseball America*.

Combined to make 24 starts between Single A Lakeland and Double A Erie in 2019.

- Named to the Florida State League midseason All-Star Team and was selected an organization All-Star by MiLB.com.
- Ranked third among all full-season Minor League pitchers with 179 strikeouts...had nine double-digit strikeout games during the season, highlighted by a 13 strikeout performance on July 19 at Richmond.
- Earned Tigers Minor League Pitcher of the Month honors in both June and July...started four games with Lakeland in June, and had a 2-0 record with a 0.39 ERA (23.0IP/1ER) and 35 strikeouts...went 0-2 with a 2.03 ERA (31.0IP/7ER) and 56 strikeouts in six starts between Lakeland and Erie in July.
- Allowed two earned runs-or-less in each of his final five starts of the season from July 31-August 28, compiling a 2-2 record with a 1.57 ERA (23.0IP/4ER) and 42 strikeouts.
- Ranked as the fourth-best prospect in the Florida State League by *Baseball America*.

Made nine appearances, including one start, between GCL Tigers West, Single A Connecticut and Single A West Michigan in 2018.

- Allowed just one earned run in 22.1 innings, while striking out 33.
- Closed the season by not allowing a run in his final six appearances, throwing 16.1 consecutive scoreless innings.



## 2021 TIGERS

### TRANSACTIONS

- Selected by the Diamondbacks in the 29th round of the 2017 MLB Draft out of Seattle University, but did not sign
- Selected by the Tigers in the ninth round of the 2018 MLB Draft out of Seattle University (signing scout: Dave Dangler)
- On injured list, July 9-August 11, 2020

### TARIK DANIEL SKUBAL'S CAREER RECORD

| Year                | Club            | W-L        | ERA         | G        | GS       | CG       | SHO      | SV       | IP          | H         | TBF        | R         | ER        | HR       | HB       | BB        | SO        | WP       | BK       | AVG         |
|---------------------|-----------------|------------|-------------|----------|----------|----------|----------|----------|-------------|-----------|------------|-----------|-----------|----------|----------|-----------|-----------|----------|----------|-------------|
| 2018                | GCL Tigers West | 1-0        | 0.00        | 2        | 1        | 0        | 0        | 0        | 3.0         | 2         | 13         | 2         | 0         | 0        | 0        | 1         | 5         | 1        | 1        | .167        |
|                     | Connecticut     | 0-0        | 0.75        | 4        | 0        | 0        | 0        | 1        | 12.0        | 8         | 43         | 1         | 1         | 0        | 0        | 2         | 17        | 0        | 0        | .195        |
|                     | West Michigan   | 2-0        | 0.00        | 3        | 0        | 0        | 0        | 1        | 7.1         | 5         | 26         | 0         | 0         | 0        | 0        | 1         | 11        | 0        | 0        | .200        |
| 2019                | Lakeland        | 4-5        | 2.58        | 15       | 15       | 0        | 0        | 0        | 80.1        | 62        | 320        | 29        | 23        | 5        | 4        | 19        | 97        | 4        | 0        | .209        |
|                     | Erie            | 2-3        | 2.13        | 9        | 9        | 0        | 0        | 0        | 42.1        | 25        | 170        | 13        | 10        | 2        | 1        | 18        | 82        | 1        | 0        | .168        |
| 2020                | <b>DETROIT</b>  | <b>1-4</b> | <b>5.63</b> | <b>8</b> | <b>7</b> | <b>0</b> | <b>0</b> | <b>0</b> | <b>32.0</b> | <b>28</b> | <b>134</b> | <b>21</b> | <b>20</b> | <b>9</b> | <b>2</b> | <b>11</b> | <b>37</b> | <b>0</b> | <b>0</b> | <b>.235</b> |
| MINOR LEAGUE TOTALS |                 | 9-8        | 2.11        | 33       | 35       | 0        | 0        | 2        | 145.0       | 102       | 572        | 45        | 34        | 7        | 5        | 41        | 212       | 6        | 1        | .195        |
| MAJOR LEAGUE TOTALS |                 | 1-4        | 5.63        | 8        | 7        | 0        | 0        | 0        | 32.0        | 28        | 134        | 21        | 20        | 9        | 2        | 11        | 37        | 0        | 0        | .235        |

### MAJOR LEAGUE CAREER FIELDING

|         | G | TC | PO | A | E | DP | PCT   |
|---------|---|----|----|---|---|----|-------|
| Pitcher | 8 | 3  | 0  | 3 | 0 | 1  | 1.000 |

### MAJOR LEAGUE CAREER HIGHS

**Longest Winning Streak in Games with Decision:** No Major League winning streak

**Longest Losing Streak in Games with Decision:** 3 - September 10-27, 2020

**Strikeouts:** 8 - September 16, 2020 vs. Kansas City

**Walks:** 4 - September 10, 2020 at St. Louis (Game 1)

**Innings (starter):** 6.0 (twice) - last, September 16, 2020 vs. Kansas City

**Innings (relief):** 5.0 - September 27, 2020 at Kansas City



# 65

## GREGORY SOTO

HT: 6-1   WT: 236   BT: L   TH: L   BORN: 2/11/1995 IN HAINA, DR

LEFTHANDED PITCHER

Opening Day Age: 26   Residence: Nigua, DR

Major League Service: 1.102   Signed Through: 2021

How Obtained: Signed by the Tigers as a non-drafted free agent on December 26, 2012

### CAREER HIGHLIGHTS

- Named the Tigers Minor League Pitcher of the Year in 2017.

### SEASON HIGHLIGHTS

Made 27 appearances for the Tigers in 2020, posting an 0-1 record with two saves and 4.30 ERA (23.0IP/11ER)...was used almost exclusively in late inning situations, tossing 20.1 of his 23.0 innings in innings seven through nine.

- Started off the season without allowing a run in any of his first 10 outings, over which he allowed four hits and two walks, while striking out 14 batters in 10.1 innings...also closed the season allowing runs in just three of his final 15 appearances.
- Allowed multiple runs in three of his 26 outings in 2020...outside of those three appearances he posted an 0.83 ERA (21.1IP/2ER)...all-in-all, he held opponents scoreless in 22-of-26 outings this season.
- Led the American League among pitchers with at least 23.0 innings pitched with an average velocity of 95.3 MPH...threw the fastest pitch by a Tiger this year at 100.4 miles per hour, on July 31 vs. Cincinnati to strike out Matt Davidson in the seventh.
- Tossed a scoreless inning of relief in game two of the August 29 doubleheader vs. Minnesota, earning his first career save.

Saw the first Major League action of his career in 2019, appearing in 33 games, including seven starts.

- Made 10 multi-inning relief appearances from the bullpen this season, posting an 0-2 record and 4.22 ERA (21.1IP/10ER), allowing 26 hits and 10 walks, while striking out 21.
- Made his Major League debut on May 11 in the second game of the doubleheader at Minnesota and took the loss, allowing seven runs on nine hits with two walks and one strikeout in 4.0 innings...struck out Ehire Adrianza for the first punchout of his big league career.
- Picked up his first two hits in the first two plate appearances of his Major League career on May 24 at

New York (NL) off Noah Syndergaard...the performance marked just the sixth multi-hit game for Detroit pitchers since interleague play began in 1997 and the first since Justin Verlander on April 12, 2014 at San Diego...he became the first Tigers rookie pitcher with a multi-hit game since Rick Porcello on June 12, 2009 at Pittsburgh.

- Did not allow a run in nine-of-10 outings from August 14-September 8, posting 0.93 ERA (9.2IP/1ER) with six strikeouts.
- Pitched in 12 games with Aguilas Cibaenas in the Dominican Winter League, and had a 1-0 record with three saves, a 0.82 ERA (11.0IP/1ER) and 16 strikeouts.
- Ranked as the No. 15 prospect in the Tigers organization by *Baseball America*.

Spent the entire **2018** season with Single A Lakeland, making 25 appearances, including 23 starts.

- Ranked fourth in the Florida State League with a .235 (101x430) opponent batting average, while he was fifth with 115 strikeouts.
- Threw a season-high 7.0 innings on May 21 vs. Palm Beach, striking out seven and allowing two runs... also pitched 7.0 innings on August 14 vs. Daytona.
- Allowed two earned runs-or-less in six consecutive starts from June 12-July 13, posting a 2-2 record with a 1.98 ERA (27.1IP/6ER) and 31 strikeouts...struck out nine batters in consecutive starts on July 8 vs. Tampa and July 13 vs. Fort Myers.
- Posted a 5-4 record with a 2.96 ERA (70.0IP/23ER) and 77 strikeouts in 13 appearances, including 12 starts, at home, while he was 3-4 with a 6.85 ERA (43.1IP/33ER) and 38 strikeouts in 12 outings, including 11 starts, on the road.
- Made seven starts with the Mesa Solar Sox in the Arizona Fall League, compiling a 1-0 record with a 3.10 ERA (29.0IP/10ER) and 25 strikeouts.
- Ranked as the 10th-best prospect in the Tigers player development system by *Baseball America*.

Selected the Tigers Minor League Pitcher of the Year in **2017**, after compiling a 12-2 record with a 2.25 ERA (124.0IP/31ER) and 144 strikeouts in 23 starts between Single A West Michigan and Single A Lakeland.

- Named to the Midwest League midseason and postseason All-Star Teams.
- Ranked tied for seventh in the Midwest League with 10 wins, while he was 10th with 116 strikeouts.
- Did not allow an earned run in his first five starts of the season from April 11-May 7, a stretch that lasted 28.0 innings.
- Struck out a season-high 12 batters on May 20 at Lake County...also had a double-digit strikeout performance on July 14 vs. Cedar Rapids, striking out 11.
- Made four starts with West Michigan in July, going 3-0 with a 1.71 ERA (21.0IP/4ER) and 30 strikeouts.
- Started five games with Lakeland and allowed two runs-or-less in each start.
- Ranked as the No. 30 prospect in the Tigers organization by *Baseball America*.

Started 15 games with Single A Connecticut in **2016**.

- Ranked tied for second in the New York-Penn League with 15 starts, while he was tied for sixth with 62 strikeouts and tied for ninth with 71.1 innings pitched...ranked fifth among New York-Penn League starting pitchers with 7.82 strikeouts per nine innings.
- Finished the month of August with a 3-1 record, a 2.45 ERA (33.0IP/9ER) and 29 strikeouts in six starts.
- Limited lefthanded hitters to a .194 (19x98) batting average, while righties hit .292 (49x168) against him.

Made 11 appearances, including six starts, between the GCL Tigers and Single A Connecticut in **2015**.

- Made five appearances, including one start, with the GCL Tigers in July, going 1-3 with a 2.14 ERA (21.0IP/5ER) and 21 strikeouts.
- Threw a season-long 6.2 innings and tied a season high with eight strikeouts on August 28 vs. the GCL Yankees2.

Spent the entire **2014** season with the DSL Tigers, appearing in 16 games, including 10 as a starter.

- Pitched in five games, including two starts, during August, going 3-0 with a 0.55 ERA (16.1IP/1ER) and 20 strikeouts.

Completed his first season of professional baseball in **2013**, making 16 appearances, including 12 starts, with the DSL Tigers.

- Earned the first win of his professional career and struck out a season-high 10 batters on June 10 vs. the DSL Rojas.
- Allowed one run-or-less in each of his first five starts from June 4-July 4 and posted a 1-0 record with a 0.98 ERA (18.1IP/2ER) and 26 strikeouts during the stretch.

#### TRANSACTIONS

- Signed by the Tigers as an international amateur free agent on December 26, 2012 (signing scouts: Carlos Santana and Ramon Perez)
- On restricted list, January 11-April 20, 2019



## GREGORY SOTO'S CAREER RECORD

| Year                | Club           | W-L        | ERA         | G         | GS       | CG       | SHO      | SV       | IP          | H         | TBF        | R         | ER        | HR       | HB       | BB        | SO        | WP       | BK       | AVG         |
|---------------------|----------------|------------|-------------|-----------|----------|----------|----------|----------|-------------|-----------|------------|-----------|-----------|----------|----------|-----------|-----------|----------|----------|-------------|
| 2013                | DSL Tigers     | 1-2        | 4.82        | 16        | 12       | 0        | 0        | 0        | 37.1        | 29        | 173        | 22        | 20        | 1        | 4        | 36        | 51        | 14       | 1        | .227        |
| 2014                | DSL Tigers     | 5-3        | 3.20        | 16        | 10       | 0        | 0        | 0        | 50.2        | 41        | 217        | 24        | 18        | 0        | 7        | 25        | 57        | 8        | 2        | .224        |
| 2015                | GCL Tigers     | 2-4        | 2.19        | 9         | 5        | 0        | 0        | 0        | 37.0        | 34        | 166        | 20        | 9         | 0        | 2        | 25        | 40        | 10       | 0        | .250        |
|                     | Connecticut    | 0-1        | 22.50       | 2         | 1        | 0        | 0        | 0        | 2.0         | 1         | 14         | 6         | 5         | 0        | 1        | 6         | 5         | 5        | 0        | .143        |
| 2016                | Connecticut    | 3-2        | 3.03        | 15        | 15       | 0        | 0        | 0        | 71.1        | 68        | 308        | 29        | 24        | 1        | 3        | 34        | 62        | 11       | 1        | .256        |
| 2017                | West Michigan  | 10-1       | 2.25        | 18        | 18       | 0        | 0        | 0        | 96.0        | 70        | 404        | 29        | 24        | 3        | 4        | 54        | 116       | 6        | 0        | .204        |
|                     | Lakeland       | 2-1        | 2.25        | 5         | 5        | 0        | 0        | 0        | 28.0        | 27        | 114        | 8         | 7         | 1        | 0        | 11        | 28        | 2        | 0        | .267        |
| 2018                | Lakeland       | 8-8        | 4.45        | 25        | 23       | 0        | 0        | 0        | 113.1       | 101       | 517        | 67        | 56        | 4        | 11       | 70        | 115       | 13       | 2        | .235        |
| 2019                | Lakeland       | 0-0        | 6.75        | 1         | 1        | 0        | 0        | 0        | 4.0         | 4         | 18         | 3         | 3         | 0        | 1        | 2         | 5         | 0        | 0        | .286        |
|                     | Erie           | 0-1        | 2.03        | 3         | 3        | 0        | 0        | 0        | 13.1        | 10        | 54         | 3         | 3         | 2        | 1        | 4         | 12        | 1        | 1        | .204        |
|                     | Toledo         | 0-3        | 6.94        | 6         | 5        | 0        | 0        | 0        | 23.1        | 25        | 109        | 19        | 18        | 2        | 2        | 13        | 30        | 9        | 0        | .266        |
|                     | <b>DETROIT</b> | <b>0-5</b> | <b>5.77</b> | <b>33</b> | <b>7</b> | <b>0</b> | <b>0</b> | <b>0</b> | <b>57.2</b> | <b>74</b> | <b>276</b> | <b>39</b> | <b>37</b> | <b>9</b> | <b>0</b> | <b>33</b> | <b>45</b> | <b>5</b> | <b>0</b> | <b>.308</b> |
| 2020                | <b>DETROIT</b> | <b>0-1</b> | <b>4.30</b> | <b>27</b> | <b>0</b> | <b>0</b> | <b>2</b> | <b>2</b> | <b>23.0</b> | <b>16</b> | <b>98</b>  | <b>11</b> | <b>11</b> | <b>2</b> | <b>2</b> | <b>13</b> | <b>29</b> | <b>3</b> | <b>0</b> | <b>.193</b> |
| MINOR LEAGUE TOTALS |                | 31-26      | 3.53        | 116       | 98       | 0        | 0        | 0        | 476.1       | 410       | 2094       | 230       | 187       | 14       | 36       | 280       | 521       | 79       | 7        | .234        |
| MAJOR LEAGUE TOTALS |                | 0-6        | 5.36        | 60        | 7        | 0        | 0        | 2        | 80.2        | 90        | 374        | 50        | 48        | 11       | 2        | 46        | 74        | 8        | 0        | .279        |

## MAJOR LEAGUE CAREER FIELDING

|         | G  | TC | PO | A | E | DP | PCT  |
|---------|----|----|----|---|---|----|------|
| Pitcher | 60 | 12 | 2  | 7 | 3 | 1  | .750 |

## MAJOR LEAGUE CAREER HIGHS

**Longest Winning Streak in Games with Decision:** No Major League win streak  
**Longest Losing Streak in Games with Decision:** 6 - May 11, 2019-August 19, 2020  
**Strikeouts:** 4 (four times) - last, July 26, 2020 at Cincinnati  
**Walks:** 4 - June 15, 2019 vs. Cleveland  
**Innings (starter):** 4.0 (three times) - last, June 15, 2019 vs. Cleveland  
**Innings (relief):** 4.0 - August 5, 2019 vs. Chicago (AL)



# 20 CHRISTIN STEWART

HT: 6-0 WT: 220 BT: L TH: R BORN: 12/10/1993 IN ATLANTA, GA

## OUTFIELDER

Opening Day Age: 27

Residence: Nashville, TN

Major League Service: 2.008

Signed Through: 2021

How Obtained: Selected by the Tigers in the first round (34th overall) of the 2015 MLB Draft

## CAREER HIGHLIGHTS

- Named the Tigers Minor League Player of the Year in **2016, 2017** and **2018**.
- Selected to participate in the MLB Futures Game prior to the Major League Baseball All-Star Game in **2016** at Petco Park in San Diego...entered as a defensive replacement and went 0x1.

## SEASON HIGHLIGHTS

Spent most of 2020 in the Major Leagues, outside of an 18-day stint when he was optioned to the alternate training site in Toledo.

- Finished the season with three doubles, three home runs, nine RBI and six runs scored while batting .167/.224/.300 in 36 games for the Tigers.
- Hit a two-run home run in the third inning on July 28 vs. Kansas City, giving Detroit a 4-3 lead...it was his first hit of the season, and 13th homer of his career...the blast also marked the fifth go-ahead home run of his career, and fourth game-winning RBI.
- Had some mid-season success between August 24 and game one of the doubleheader on September 4... had RBI in four-of-eight games over that span, going 6x12 with a double and two homers.

Completed his first full Major League season in **2019**, playing in 104 games.

- Finished the season with 10 home runs, becoming the 12th Tigers rookie since 1990 to hit 10-or-more home runs in a season.
- Hit a two-run home run in the top of the 10th inning on March 28 at Toronto to break a scoreless tie... became the first Tigers player to hit an extra-inning home run on Opening Day since Alan Trammell off Lee Smith on April 4, 1988 at Boston.
- Crushed the first grand slam of his Major League career on April 6 vs. Kansas City...marked the first



grand slam by a Tigers rookie since Brennan Boesch in 2010 and the first go-ahead grand slam by a Detroit rookie since Clete Thomas on June 7, 2009.

- Sidelined from April 18-May 9 with a right quad strain.
- Sidelined from July 30-August 22 with a concussion.
- Belted a pair of home runs for Triple A Toledo on August 24 at Columbus.
- Homered in consecutive games on September 8 at Oakland and September 10 vs. New York (AL), marking the first time in his career he's homered in back-to-back games.
- Ranked as the eighth-best prospect in the Tigers organization by *Baseball America*...also rated as the best power hitter in the Tigers system.

Spent most of the **2018** season with Triple A Toledo, appearing in 122 games...also saw the first Major League action of his career, playing in 17 games with Detroit.

- Selected the Tigers Minor League Player of the Year for the third consecutive season, leading Detroit's player development system with 23 home runs and 77 RBI.
- Named to the International League midseason and postseason All-Star Teams, while he was selected an organization All-Star by MiLB.com.
- Finished the season tied for the International League lead with 23 home runs, while he was third with 77 RBI, 67 walks and a .480 slugging percentage, fourth with 213 total bases and an .844 OPS, tied for fourth with 47 extra-base hits and sixth with a .364 on-base percentage.
- Had a 12-game hitting streak from April 24-May 7, hitting .447/.460/.915 with 10 runs scored, five doubles, one triple, four home runs and 15 RBI.
- Belted a pair of home runs on May 13 at Louisville.
- Sidelined from June 27-July 12 with a right calf strain.
- Made his Major League debut in the ninth inning on September 9 vs. St. Louis.
- Picked up the first hit of his Major League career on September 10 vs. Houston, singling in the sixth inning off Justin Verlander.
- Posted the first multi-hit game and RBI of his big league career on September 16 at Cleveland, going 3x5...also had a three-hit performance on September 27 at Minnesota.
- Hit the first two home runs of his Major League career and drove in six runs on September 20 vs. Kansas City...became the first Tigers player to hit his first two career home runs in the same game since Brent Clevlen on August 1, 2006 at Tampa Bay and the first Tigers player since 1908 to have a six-RBI game in the first 11 games of his career.
- Ranked as the No. 9 prospect in the Tigers organization and the 17th-best prospect in the International League by *Baseball America* following the season...also rated as the best power hitter in the Tigers system.

Named the Tigers Minor League Player of the Year for the second straight season in **2017**, playing in 136 games with Double A Erie.

- Selected to the Eastern League midseason and postseason All-Star Teams, and was named an organization All-Star by MiLB.com.
- Led the Eastern League with 28 home runs, 243 total bases, 60 extra-base hits and 136 games played, while he ranked third with 86 RBI, fourth with 29 doubles and fifth with a .501 slugging percentage...also ranked fourth in the league with one home run every 17.32 at-bats.
- Hit a pair of home runs on April 9 vs. Trenton...also had multi-homer games on May 7 vs. Trenton and June 25 vs. Bowie.
- Named the Tigers Minor League Player of the Month for June, batting .317/.336/.554 with 16 runs scored, nine doubles, five home runs and 21 RBI in 29 games.
- Rated as the No. 2 prospect in the Tigers organization and the 20th-best prospect in the Eastern League by *Baseball America* following the season.

Earned Tigers Minor League Player of the Year honors in **2016**, splitting the season between Single A Lakeland and Double A Erie.

- Named to the Florida State League midseason and postseason All-Star Teams...was named the Most Valuable Player of the FSL All-Star Game.
- Selected a High Class A All-Star by *Baseball America* and was tabbed an organization All-Star by MiLB.com.
- Led the Florida State League with 24 home runs, a .534 slugging percentage and a .403 on-base percentage, while he ranked second with 74 walks, third with 47 extra-base hits, fourth with 190 total bases and fifth with 68 RBI...also paced the league with one home run every 14.83 at-bats.
- Earned Florida State League Player of the Week honors for the week ending May 15, hitting .348/.515/.957 with two doubles, four home runs and 10 RBI...homered in three straight games from May 9-11.
- Named the Tigers Minor League Player of the Month for July, batting .351/.479/.689 with 17 runs scored, five doubles, one triple, six home runs and 23 RBI in 23 games.
- Homered in three consecutive games with Erie from September 1-3.
- Played for the Salt River Rafterns in the Arizona Fall League, hitting .268/.350/.408 with 12 runs scored, five doubles, one triple, one home run and nine RBI...selected to play in the AFL's Rising Stars Game.
- Ranked as the fourth-best prospect in the Tigers organization and the No. 15 prospect in the Florida State League by *Baseball America* following the season.



## 2021 TIGERS

Completed his first season of professional baseball in **2015**, appearing in 71 games between the GCL Tigers, Single A Connecticut and Single A West Michigan.

- Began his professional career with the GCL Tigers, and had a four-hit performance in his fifth game, going 4x5 with two doubles, a triple, a home run and two RBI on June 26 vs. the GCL Phillies.
- Drove in a season-high five runs on August 13 at Wisconsin.
- Played in 29 games with West Michigan in August, hitting .317/.423/.584 with 21 runs scored, seven doubles, four triples, four home runs and 22 RBI.
- Appeared in 10 games during the Whitecaps Midwest League championship run, batting .368/.429/.447 with five runs scored, three doubles and five RBI.

### AMATEUR HIGHLIGHTS

- Played college baseball at the University of Tennessee, where he earned first team All-SEC honors in **2014** and **2015**.
- Selected to play for the USA Baseball Collegiate National Team in **2014**.

### TRANSACTIONS

- Selected by the Tigers in the first round (34th overall) of the 2015 MLB Draft out of the University of Tennessee (signing scout: Harold Zonder)
- On injured list, June 27-July 12, 2018 (right calf strain)
- On injured list, April 18-May 9, 2019 (right quad strain)
- On injured list, July 30-August 22, 2019 (concussion)

### CHRISTIN GAYLIN HARRIS STEWART'S CAREER RECORD

| Year                | Club             | AVG         | G          | AB         | R         | H         | TB         | 2B        | 3B       | HR        | RBI       | SH       | SF       | HB       | BB        | SO         | SB       | CS       | OBP         | SLG         | E        |
|---------------------|------------------|-------------|------------|------------|-----------|-----------|------------|-----------|----------|-----------|-----------|----------|----------|----------|-----------|------------|----------|----------|-------------|-------------|----------|
| 2015                | GCL Tigers       | .364        | 6          | 22         | 5         | 8         | 15         | 2         | 1        | 1         | 2         | 0        | 0        | 1        | 3         | 5          | 2        | 1        | .462        | .682        | 0        |
|                     | Connecticut      | .245        | 14         | 49         | 7         | 12        | 24         | 2         | 2        | 2         | 11        | 0        | 3        | 2        | 5         | 18         | 0        | 0        | .322        | .490        | 0        |
|                     | West Michigan    | .286        | 51         | 185        | 29        | 53        | 91         | 9         | 4        | 7         | 31        | 0        | 3        | 10       | 18        | 45         | 3        | 2        | .375        | .492        | 3        |
| 2016                | Lakeland         | .264        | 104        | 356        | 60        | 94        | 190        | 22        | 1        | 24        | 68        | 0        | 2        | 10       | 74        | 105        | 3        | 1        | .403        | .534        | 2        |
|                     | Erie             | .218        | 24         | 87         | 17        | 19        | 39         | 2         | 0        | 6         | 19        | 0        | 1        | 0        | 12        | 26         | 0        | 0        | .310        | .448        | 0        |
| 2017                | Erie             | .256        | 136        | 485        | 67        | 124       | 243        | 29        | 3        | 28        | 86        | 0        | 8        | 6        | 56        | 138        | 3        | 0        | .335        | .501        | 3        |
| 2018                | GCL Tigers East# | .200        | 2          | 5          | 1         | 1         | 4          | 0         | 0        | 1         | 1         | 0        | 0        | 0        | 1         | 0          | 0        | 0        | .333        | .800        | 0        |
|                     | GCL Tigers West# | .250        | 1          | 4          | 1         | 1         | 4          | 0         | 0        | 1         | 2         | 0        | 0        | 0        | 0         | 0          | 0        | 0        | .250        | 1.000       | 0        |
|                     | Toledo           | .264        | 122        | 444        | 69        | 117       | 213        | 21        | 3        | 23        | 77        | 0        | 5        | 6        | 67        | 108        | 0        | 0        | .364        | .480        | 3        |
|                     | <b>DETROIT</b>   | <b>.267</b> | <b>17</b>  | <b>60</b>  | <b>7</b>  | <b>16</b> | <b>25</b>  | <b>1</b>  | <b>1</b> | <b>2</b>  | <b>10</b> | <b>0</b> | <b>1</b> | <b>1</b> | <b>10</b> | <b>13</b>  | <b>0</b> | <b>0</b> | <b>.375</b> | <b>.417</b> | <b>2</b> |
| 2019                | Lakeland#        | .350        | 6          | 20         | 2         | 7         | 11         | 1         | 0        | 1         | 5         | 0        | 2        | 0        | 3         | 3          | 0        | 0        | .400        | .550        | 0        |
|                     | Toledo           | .289        | 22         | 83         | 14        | 24        | 38         | 2         | 0        | 4         | 14        | 0        | 0        | 1        | 18        | 25         | 1        | 0        | .422        | .458        | 0        |
|                     | <b>DETROIT</b>   | <b>.233</b> | <b>104</b> | <b>369</b> | <b>32</b> | <b>86</b> | <b>143</b> | <b>25</b> | <b>1</b> | <b>10</b> | <b>40</b> | <b>0</b> | <b>6</b> | <b>7</b> | <b>34</b> | <b>103</b> | <b>0</b> | <b>1</b> | <b>.305</b> | <b>.388</b> | <b>5</b> |
| 2020                | <b>DETROIT</b>   | <b>.167</b> | <b>36</b>  | <b>90</b>  | <b>6</b>  | <b>15</b> | <b>27</b>  | <b>3</b>  | <b>0</b> | <b>3</b>  | <b>9</b>  | <b>0</b> | <b>1</b> | <b>2</b> | <b>5</b>  | <b>30</b>  | <b>0</b> | <b>0</b> | <b>.224</b> | <b>.300</b> | <b>0</b> |
| MINOR LEAGUE TOTALS |                  | .264        | 488        | 1740       | 272       | 460       | 872        | 90        | 14       | 98        | 316       | 0        | 24       | 36       | 257       | 473        | 12       | 4        | .366        | .501        | 11       |
| MAJOR LEAGUE TOTALS |                  | .225        | 157        | 519        | 45        | 117       | 195        | 29        | 2        | 15        | 59        | 0        | 8        | 10       | 49        | 146        | 0        | 1        | .300        | .376        | 7        |

### MAJOR LEAGUE CAREER FIELDING

|          | G   | TC  | PO  | A | E | DP | PCT  |
|----------|-----|-----|-----|---|---|----|------|
| Outfield | 136 | 226 | 214 | 5 | 7 | 1  | .969 |

### MAJOR LEAGUE CAREER HIGHS

**Hits:** 3 (eight times) - last, September 14, 2019 vs. Baltimore

**Home Runs:** 2 - September 20, 2018 vs. Kansas City

**RBI:** 6 - September 20, 2018 vs. Kansas City

**Stolen Bases:** No Major League stolen bases

**Hitting Streak:** 9 - July 21-September 4, 2019

### BACK-TO-BACK-TO-BACK HOME RUNS

| Players                                        | Date           | Opponent          | Inning |
|------------------------------------------------|----------------|-------------------|--------|
| Roy Cullenbine, Dick Wakefield, Hoot Evers     | April 23, 1947 | vs. Chicago (AL)  | 8th    |
| Harvey Kuenn, Earl Torgeson, Charlie Maxwell   | July 7, 1956   | at Chicago (AL)   | 7th    |
| Norm Cash, Steve Boros, Dick Brown             | May 23, 1961   | at Minnesota      | 9th    |
| Jim Northrup, Norm Cash, Willie Horton         | April 17, 1971 | vs. Boston        | 7th    |
| Aurelio Rodriguez, Al Kaline, Willie Horton    | June 27, 1972  | vs. New York (AL) | 1st    |
| Al Kaline, Bill Freehan, Mickey Stanley        | July 29, 1974  | at Cleveland      | 1st    |
| Kirk Gibson, Lance Parrish, Darrell Evans      | July 8, 1986   | at Minnesota      | 4th    |
| Alan Trammell, Kirk Gibson, John Grubb         | July 31, 1986  | at Cleveland      | 5th    |
| John Grubb, Matt Nokes, Bill Madlock           | June 28, 1987  | vs. Baltimore     | 9th    |
| Alan Trammell, Cecil Fielder, Gary Ward        | August 7, 1990 | at Toronto        | 9th    |
| Alan Trammell, Cecil Fielder, Mickey Tettleton | April 20, 1992 | at Baltimore      | 3rd    |
| Robert Fick, Juan Encarnacion, Shane Halter    | June 24, 2001  | vs. Minnesota     | 2nd    |
| Victor Martinez, Jhonny Peralta, Alex Avila    | June 1, 2013   | at Baltimore      | 4th    |
| Alex Avila, Miguel Cabrera, J.D. Martinez      | May 20, 2017   | vs. Texas         | 1st    |
| Miguel Cabrera, C.J. Cron, Jeimer Candelario   | August 8, 2020 | at Pittsburgh     | 1st    |



# 50 JULIO TEHERAN

NON-ROSTER  
INVITEE

HT: 6-2 WT: 205 BT: R TH: R BORN: 1/27/1991 IN CARTAGENA, COL

## RIGHTHANDED PITCHER

Opening Day Age: 30

Residence: Cartagena, COL

Major League Service: 8.062

Signed Through: 2021

How Obtained: Signed by the Tigers as a Minor League free agent on February 20, 2021

### CAREER HIGHLIGHTS

- Named to the National League All-Star Team in **2014** and **2016** with the Atlanta Braves.
- Since 2013, ranks tied for third in the Majors with 231 starts, and seventh in innings pitched (1365.1).
- Is one of six players since 1900 to record over 1,000 strikeouts in a Braves uniform, along with Hall of Famers John Smoltz, Phil Niekro, Warren Spahn, Tom Glavine and Greg Maddux.
- Set Braves franchise record with six consecutive Opening Day starts from 2014-19.
- Selected to play in the Futures Game in **2010** and **2011**...was the starting pitcher for the World Team in the **2011** contest.

### SEASON HIGHLIGHTS

Appeared in 10 games, including nine starts, with the Los Angeles Angels in the shortened **2020** season.

- Began the season on the injured list and was reinstated on August 5.
- Made the longest relief outing of his big league career on August 20 at San Francisco, tossing 5.0 innings.

Tied a career high by making 33 starts with Atlanta in **2019**.

- Marked his seventh consecutive season with 30-or-more starts, the only MLB pitcher to do so in that span.
- Served as Atlanta's Opening Day starter for the sixth consecutive season, matching Hall of Famer Warren Spahn for the longest such streak by a pitcher in Braves franchise history...only two other Atlanta pitchers, Greg Maddux (1993-96) and Rick Mahler (1985-88) started at least four straight season openers.
- Made his 200th career starts on April 30 vs. San Diego...became the ninth Braves pitcher to make 200 starts for the club since moving to Atlanta in 1966...joined Phil Niekro (594), Tom Glavine (518), John Smoltz (466), Greg Maddux (363), Tim Hudson (243), Rick Mahler (218), Ron Reed (203) and Steve Avery (201).
- Finished the year with 226 career starts, which was sixth most in Atlanta history, while his 77 wins ranked ninth.
- Allowed one-or-fewer earned runs in 17 starts, tying Jack Flaherty and Jacob deGrom for the third-most in the Majors among traditional starters, behind Gerrit Cole (19) and Hyun-Jin Ryu (18)...had eight straight starts with one-or-fewer earned runs allowed from May 5-June 13, which was the longest streak in the Majors by a traditional starter.
- Pitched in two games of the National League Division Series vs. St. Louis, and had a 0-1 record with a 5.40 ERA (1.2IP/1ER) and two strikeouts.

Started 31 games with Atlanta in **2018**.

- Limited opponents to a .196 (122x623) batting average on the season, the second-lowest mark in franchise history, behind only Mike Foltyniewicz, who had a .195 opponents batting average in 2018.
- Sidelined from June 5-16 with a right thumb contusion.
- Threw 6.0 no-hit innings on June 17 vs. San Diego, the first hitless start of his career...struck out 11 in the game, becoming just the second Atlanta pitcher to strike out double digits in a no-hit outing (also, Kent Mercker, who fanned 10 in his no-hitter on April 8, 1994 at Los Angeles (NL)).
- Recorded his second double-digit strikeout performance of the season on July 4 at New York (AL), fanning 10.
- Hit the first home run of his Major League career on August 5 at New York (NL), hitting a solo shot off Corey Oswalt...was the first Braves pitcher to homer since Jaime Garcia hit a grand slam on July 21, 2017 at Los Angeles (NL).
- Fanned Eduardo Escobar in the first inning on September 8 at Arizona for the 1,000th strikeout of his big league career...became the ninth pitcher in franchise history and the sixth in the modern era to reach 1,000 strikeouts, joining Hall of Famers John Smoltz (3,011), Phil Niekro (2,912), Warren Spahn (2,493), Tom Glavine (2,091) and Greg Maddux (1,828).
- Made a postseason roster for the second time in his career, and threw 1.2 scoreless innings vs. Los Angeles (NL) in Game 4 of the National League Championship Series.



Had a team-high 32 starts with Atlanta in **2017**, becoming the first Braves pitcher to make 30-or-more starts in five consecutive seasons since Greg Maddux had eight straight from 1996-2003.

- Picked off four runners to tie for the team lead and tie for fifth in the Majors.
- Made his fifth consecutive Opening Day start on April 3 at New York (NL), throwing 6.0 shutout innings, but taking a no-decision.
- Started the opening game at SunTrust Park on April 14 vs. San Diego, and earned his first win of the season.
- Went 1-0 with a 0.95 ERA (19.0IP/2ER) over his first three starts...then went 6-10 with a 5.98 ERA (111.1IP/74ER) over his next 20 starts...finished the season with a 4-3 record and a 2.79 ERA (58.0IP/18ER) over his final nine starts.

Earned his second career All-Star Game selection in **2016** with Atlanta...threw a perfect fifth inning in his Midsummer Classic debut after not playing in the 2014 game.

- Had four scoreless starts without a winning decision, tying Matt Shoemaker for the most in the Majors and equaling Atlanta's franchise record.
- Established a career high with 12 strikeouts on May 24 vs. Milwaukee...equaled that total on October 2 vs. Detroit.
- Faced 28 batters in a one-hit shutout at New York (NL) on June 19, allowing no walks and fanning seven... marked his fifth career complete game, third shutout and Atlanta's only individual complete game in 2016.
- Had a career-best 23.0-inning scoreless streak from June 14-25...was the longest single-season streak by a Braves starter since Paul Maholm, who threw 25.1 straight scoreless innings from April 3-20.
- On the injured list from July 31-August 19 with right lat tightness.
- Earned his fourth win of the season on August 30 vs. San Diego, while lowering his season ERA to 3.12... according to the Elias Sports Bureau, only three other starters had four-or-fewer wins with an ERA as low as Teheran in their first 24 starts of a season: Frank Allen, 1913 Dodgers (4-14, 2.70 ERA), Nolan Ryan, 1987 Astros (4-13, 3.09) and John Dopson, 1988 Expos (3-10, 2.97).

Eclipsed 200.0 innings in **2015**, becoming the first Braves pitcher with back-to-back, 200-inning seasons since Tim Hudson in 2010 and 2011.

- From August through the end of the season, a span of 12 games, went 5-2 with a 2.95 ERA (76.1IP/25ER)... gave up more than three runs in a start only once in that span.
- Won his 10th game of the season on September 9 at Philadelphia, giving him double-digit victories in three straight seasons...he was the first Braves pitcher to do so since Tommy Hanson (four, 2009-12) and Tim Hudson (three, 2010-12).
- Made his 100th start with Atlanta on October 2 vs. St. Louis, becoming the 19th pitcher in club history to reach that milestone.

Set career highs with 221.0 innings pitched and 186 strikeouts in **2014** with Atlanta.

- Named to his first All-Star team after being selected on the player ballot, but did not appear in the game.
- Ranked third in the National League and seventh in the Majors in innings pitched.
- Became the first Braves pitcher to post two shutouts in a season (April 16 at Philadelphia and May 20 vs. Milwaukee) since Greg Maddux (3) in 2001.
- At the age of 23, was the first Atlanta pitcher with two-or-more shutouts in a season before his 25th birthday since Steve Avery in 1992 at 22 years old.
- Tossed his fourth complete game of the season on September 13 at Texas, becoming the first Braves pitcher to record at least four complete games in a season since Greg Maddux (6) and Tom Glavine (4) in 2000.

Completed his first full Major League season in **2013**, starting 30 games.

- Named to *Baseball America's* Major League All-Rookie Team.
- Finished the season with 14 wins, becoming the eighth Braves rookie to reach 10 wins since the franchise moved to Atlanta in 1966.
- On June 5 vs. Pittsburgh, began the game with 7.2 no-hit innings before pinch-hitter Brandon Inge broke up his no-hit bid with a single to left.
- Made his postseason debut, starting Game 3 of the National League Division Series at Los Angeles (NL)... according to STATS, LLC, he became the youngest pitcher (22 years, 252 days), to make a postseason start for the Braves since Steve Avery (22 years, 193 days) in Game 6 of the World Series vs. Toronto on October 24, 1992
- Ranked as the top prospect in the Braves organization and the No. 44 prospect overall by *Baseball America*...also rated as having the best changeup in Atlanta's player development system and the best pickoff move in the National League.

Spent most of the **2012** season with Triple A Gwinnett.

- Led Gwinnett in wins (7) for the second straight season.
- Made one start with Atlanta on June 10 vs. Toronto, while he pitched once in October, throwing 2.0 scoreless innings.



- Ranked as the top prospect in the Braves organization, the No. 5 prospect in all of baseball and the fourth-best prospect in the International League by *Baseball America*...rated as possessing the best fastball and changeup in the Braves organization.
- Pitched for Tigres del Licey in the Dominican Winter League, going 2-1 with a 3.23 ERA (30.2IP/11ER) and 24 strikeouts in seven starts.

Was named as the top pitcher in the Braves organization for the second straight season in **2011**.

- Led the International League with 15 wins, and was named the IL's Most Valuable Pitcher, Rookie of the Year and starter for the IL's postseason All-Star Team.
- Made his Major League debut on May 7 at Philadelphia, throwing 4.2 innings and allowing three runs on four hits with one strikeout.
- Earned his first MLB win on September 8 in the second game of the doubleheader at New York (NL), giving up a run on five hits and three strikeouts in 5.1 innings.
- Ranked as the top prospect in the Braves organization, the No. 5 prospect overall and the No. 2 prospect in the IL by *Baseball America*...rated as having the best fastball in the Braves system and in the IL and voted as the best pitching prospect in the IL.

Received the Phil Niekro Award, which is given to the top pitcher in the Atlanta organization, in **2010**.

- Named to the Carolina League midseason All-Star Team and was selected to *Baseball America's* Minor League All-Star Team.
- Earned a pair of weekly honors during the season, receiving Carolina League Pitcher of the Week for the week ending June 20 and Southern League Pitcher of the Week for the week ending August 8.
- Tossed a combined no-hitter while with Double A Mississippi on August 2 vs. Mobile, throwing 5.2 innings and striking out seven, while walking three.
- Ranked as the No. 3 prospect in the Braves organization, the No. 51 prospect overall and the top prospect in the Carolina League by *Baseball America*...also rated as having the best fastball in the Carolina League.

Split the **2009** season between Rookie-level Danville and Single A Rome.

- Rated as the eighth-best prospect in the Atlanta Minor League system and the top prospect in the Appalachian League by *Baseball America*.

Started six games with Rookie-level Danville in his first professional season in **2008**.

- Ranked as the No. 10 prospect and rated as possessing the best fastball in the Braves organization by *Baseball America*.

#### IN THE COMMUNITY

- In **2017**, Julio and his family started the Teheran Foundation in his native country of Colombia...the foundation provides activities and games, as well as financial support to children in need.

#### TRANSACTIONS

- Signed by Atlanta as a non-drafted free agent on July 2, 2007
- On injured list, July 31-August 19, 2016 (right lat tightness)
- On injured list, June 5-16, 2018 (right thumb contusion)
- Signed by Los Angeles (AL) as a free agent on December 21, 2019
- On injured list, July 6-August 5, 2020
- Signed by the Tigers as a Minor League free agent on February 20, 2021

#### TIGERS IN THE MICHIGAN SPORTS HALL OF FAME

|                        |      |                   |      |                           |      |
|------------------------|------|-------------------|------|---------------------------|------|
| Anderson, Sparky       | 1992 | Harwell, Ernie    | 1989 | Morris, Jack              | 2001 |
| Beckmann, Frank        | 2007 | Heilmann, Harry   | 1956 | Mullin, George            | 1962 |
| Bridges, Tommy         | 1963 | Hernandez, Willie | 2012 | Navin, Frank              | 1976 |
| Briggs, Walter O., Sr. | 1969 | Hiller, John      | 1989 | Newhouser, Hal            | 1962 |
| Brown, Gates           | 2002 | Horton, Willie    | 1987 | Northrup, Jim             | 2000 |
| Bunning, Jim           | 1981 | Ilitch, Michael   | 2004 | Parrish, Lance            | 2002 |
| Campbell, James        | 1985 | Jennings, Hughie  | 1958 | Patrick, Van              | 1991 |
| Carey, Paul            | 1992 | Kaline, Al        | 1978 | Rogell, Billy             | 1970 |
| Cash, Norm             | 1984 | Kell, George      | 1969 | Rowe, Schoolboy           | 1961 |
| Cobb, Ty               | 1955 | Kuenn, Harvey     | 1993 | Schembechler, Bo          | 1989 |
| Cochrane, Mickey       | 1956 | Lane, Ray         | 1997 | Stanley, Mickey           | 1994 |
| Crawford, Sam          | 1958 | Leach, Rick       | 2010 | Stearnes, Norman "Turkey" | 2007 |
| Devellano, Jim         | 2006 | Leyland, Jim      | 2017 | Tanana, Frank             | 2006 |
| Egan, Wish             | 1960 | Lolich, Mickey    | 1982 | Trammell, Alan            | 2000 |
| Fetzer, John E.        | 1984 | Lund, Don         | 1987 | Trucks, Virgil            | 1985 |
| Freehan, Bill          | 1982 | Manush, Heinie    | 1964 | Tyson, Ty                 | 1996 |
| Gehring, Charlie       | 1956 | Maxwell, Charlie  | 1997 | Wert, Vic                 | 1983 |
| Gibson, Kirk           | 1999 | McAuliffe, Dick   | 1986 | Whitaker, Lou             | 2000 |
| Goslin, Goose          | 1965 | McCosky, Barney   | 1995 | York, Rudy                | 1972 |
| Greenberg, Hank        | 1958 | McLain, Denny     | 1991 |                           |      |



## 2021 TIGERS

### JULIO ALBERTO TEHERAN'S CAREER RECORD

| Year                | Club             | W-L   | ERA   | G   | GS  | CG | SHO | SV | IP     | H    | TBF  | R   | ER  | HR  | HB | BB  | SO   | WP | BK | AVG  |
|---------------------|------------------|-------|-------|-----|-----|----|-----|----|--------|------|------|-----|-----|-----|----|-----|------|----|----|------|
| 2008                | Danville         | 1-2   | 6.60  | 6   | 6   | 0  | 0   | 0  | 15.0   | 18   | 66   | 12  | 11  | 2   | 2  | 4   | 17   | 0  | 0  | .305 |
| 2009                | Danville         | 2-1   | 2.68  | 7   | 7   | 0  | 0   | 0  | 43.2   | 36   | 173  | 17  | 13  | 2   | 7  | 7   | 39   | 1  | 0  | .229 |
|                     | Rome             | 1-3   | 4.78  | 7   | 7   | 0  | 0   | 0  | 37.2   | 42   | 163  | 20  | 20  | 2   | 5  | 11  | 28   | 4  | 0  | .288 |
| 2010                | Rome             | 2-2   | 1.14  | 7   | 7   | 0  | 0   | 0  | 39.1   | 23   | 154  | 8   | 5   | 1   | 5  | 10  | 45   | 1  | 0  | .168 |
|                     | Myrtle Beach     | 4-4   | 2.98  | 10  | 10  | 0  | 0   | 0  | 63.1   | 56   | 260  | 22  | 21  | 6   | 5  | 13  | 76   | 3  | 1  | .233 |
|                     | Mississippi      | 3-2   | 3.38  | 7   | 7   | 0  | 0   | 0  | 40.0   | 29   | 162  | 15  | 15  | 2   | 1  | 17  | 38   | 2  | 0  | .204 |
| 2011                | Gwinnett         | 15-3  | 2.55  | 25  | 24  | 0  | 0   | 0  | 144.2  | 123  | 590  | 46  | 41  | 5   | 5  | 48  | 122  | 3  | 1  | .232 |
|                     | Atlanta          | 1-1   | 5.03  | 5   | 3   | 0  | 0   | 0  | 19.2   | 21   | 87   | 11  | 11  | 4   | 0  | 8   | 10   | 1  | 0  | .276 |
| 2012                | Gwinnett         | 7-9   | 5.08  | 26  | 26  | 1  | 0   | 0  | 131.0  | 146  | 576  | 81  | 74  | 18  | 15 | 43  | 97   | 4  | 2  | .289 |
|                     | Atlanta          | 0-0   | 5.68  | 2   | 1   | 0  | 0   | 0  | 6.1    | 5    | 24   | 4   | 4   | 0   | 0  | 1   | 5    | 0  | 0  | .217 |
| 2013                | Atlanta          | 14-8  | 3.20  | 30  | 30  | 0  | 0   | 0  | 185.2  | 173  | 774  | 69  | 66  | 22  | 13 | 45  | 170  | 2  | 0  | .246 |
| 2014                | Atlanta          | 14-13 | 2.89  | 33  | 33  | 4  | 2   | 0  | 221.0  | 188  | 884  | 82  | 71  | 22  | 4  | 51  | 186  | 1  | 1  | .232 |
| 2015                | Atlanta          | 11-8  | 4.04  | 33  | 33  | 0  | 0   | 0  | 200.2  | 189  | 843  | 99  | 90  | 27  | 9  | 73  | 171  | 2  | 0  | .253 |
| 2016                | Gwinnett#        | 0-1   | 1.80  | 1   | 1   | 0  | 0   | 0  | 5.0    | 3    | 18   | 2   | 1   | 0   | 0  | 5   | 0    | 0  | 0  | .167 |
|                     | Atlanta          | 7-10  | 3.21  | 30  | 30  | 1  | 1   | 0  | 188.0  | 157  | 758  | 70  | 67  | 22  | 9  | 41  | 167  | 7  | 1  | .223 |
| 2017                | Atlanta          | 11-13 | 4.49  | 32  | 32  | 0  | 0   | 0  | 188.1  | 186  | 812  | 103 | 94  | 31  | 7  | 72  | 151  | 6  | 0  | .257 |
| 2018                | Atlanta          | 9-9   | 3.94  | 31  | 31  | 0  | 0   | 0  | 175.2  | 122  | 724  | 80  | 77  | 26  | 9  | 84  | 162  | 2  | 3  | .196 |
| 2019                | Atlanta          | 10-11 | 3.81  | 33  | 33  | 0  | 0   | 0  | 174.2  | 148  | 754  | 81  | 74  | 22  | 14 | 83  | 162  | 5  | 1  | .229 |
| 2020                | Los Angeles (AL) | 0-4   | 10.05 | 10  | 9   | 0  | 0   | 0  | 31.1   | 39   | 149  | 35  | 35  | 12  | 2  | 16  | 20   | 1  | 0  | .305 |
| MINOR LEAGUE TOTALS |                  | 35-27 | 3.48  | 96  | 95  | 1  | 0   | 0  | 519.2  | 476  | 2162 | 223 | 201 | 38  | 45 | 153 | 467  | 18 | 4  | .246 |
| AL TOTALS           |                  | 0-4   | 10.05 | 10  | 9   | 0  | 0   | 0  | 31.1   | 39   | 149  | 35  | 35  | 12  | 2  | 16  | 20   | 1  | 0  | .305 |
| NL TOTALS           |                  | 77-73 | 3.67  | 229 | 226 | 5  | 3   | 0  | 1360.0 | 1189 | 5660 | 599 | 554 | 176 | 65 | 458 | 1184 | 26 | 6  | .235 |
| MAJOR LEAGUE TOTALS |                  | 77-77 | 3.81  | 239 | 235 | 5  | 3   | 0  | 1391.1 | 1228 | 5809 | 634 | 589 | 188 | 67 | 474 | 1204 | 27 | 6  | .237 |

### MAJOR LEAGUE CAREER FIELDING

| Pitcher | G   | TC  | PO | A   | E | DP | PCT  |
|---------|-----|-----|----|-----|---|----|------|
| Pitcher | 239 | 312 | 85 | 221 | 6 | 18 | .981 |

### MAJOR LEAGUE CAREER HIGHS

**Longest Winning Streak in Games with Decision:** 4 (three times) - last, April 16-May 14, 2018

**Longest Losing Streak in Games with Decision:** 7 - September 12, 2019-September 20, 2020

**Strikeouts:** 12 (twice) - last, October 2, 2016 vs. Detroit

**Walks:** 6 (twice) - last, August 4, 2019 vs. Cincinnati

**Innings (starter):** 9.0 (three times) - last, June 19, 2016 vs. New York (NL)

**Innings (reliever):** 5.0 - August 20, 2020 at San Francisco

**Low-Hit Game (CG):** 1 - June 19, 2016 vs. New York (NL)



# 73

## SPENCER TORKELSON

HT: 6-1 WT: 220 BT: R TH: R BORN: 8/26/1999 IN PETALUMA, CA

INFIELDER

Opening Day Age: 21      Residence: Scottsdale, AZ

Major League Service: 0.000      Signed Through: 2021

How Obtained: Selected by the Tigers with the first overall pick of the 2020 MLB Draft

NON-ROSTER INVITEE

### SEASON HIGHLIGHTS

- Spent the entire **2020** season at the club's Alternate Training Site in Toledo.
- Ranked as the top prospect in the Tigers organization by *Baseball America*.

### AMATEUR HIGHLIGHTS

- Played collegiately at Arizona State University, where he was a unanimous All-American and was selected to play for the U.S. Collegiate National Team in **2018** and **2019**.
- Finished his college career hitting .337/.463/.729 with 33 doubles 54 home runs and 130 RBI...his home run total was just two shy of tying Bob Horner's school record.
- Hit 25 home runs as a freshman in 2018 and 23 as a sophomore in 2019, becoming just the third player in Pac-12 history with consecutive seasons with 20-or-more longballs.
- Finished his freshman season in 2018 batting .320/.440/.743 with 12 doubles, 25 home runs and 53 RBI...led the country with 25 home runs, which was one shy of the NCAA freshman record and easily surpassed the previous ASU freshman record of 11 home runs, set by Barry Bonds in 1983.



- Was tabbed the National Freshman of the Year by Perfect Game, the National Co-Freshman of the Year by Collegiate Baseball News, the National Freshman Hitter of the Year by the National Collegiate Baseball Writers Association and the Pac-12 Freshman of the Year.
- Graduated from Casa Grande High School, where he hit .430 with 32 doubles, 11 home runs and 99 RBI in 110 games...also maintained a 1.24 ERA in 16 career appearances on the mound, throwing 22.2 innings.

**TRANSACTIONS**

- Selected by the Tigers with the first overall pick of the 2020 MLB Draft out of Arizona State University

**SPENCER TORKELSON'S CAREER RECORD**

| Year | Club         | AVG | G | AB | R | H | TB | 2B | 3B | HR | RBI | SH | SF | HB | BB | SO | SB | CS | OBP | SLG | E |  |
|------|--------------|-----|---|----|---|---|----|----|----|----|-----|----|----|----|----|----|----|----|-----|-----|---|--|
| 2020 | Did Not Play |     |   |    |   |   |    |    |    |    |     |    |    |    |    |    |    |    |     |     |   |  |



# 56

## SPENCER TURNBULL

HT: 6-3   WT: 211   BT: R   TH: R   BORN: 9/18/1992 IN DEMOPOLIS, AL

RIGHTHANDED PITCHER

Opening Day Age: 28      Residence: Madison, MS

Major League Service: 2.020      Signed Through: 2021

How Obtained: Selected by the Tigers in the second round of the 2014 MLB Draft

**SEASON HIGHLIGHTS**

Was one of the club's best pitchers in **2020**, ranking second on the team with 11 starts...finished with a 4-4 record and 3.97 ERA (56.2IP/25ER), allowing 47 hits and 29 walks, while striking out 51.

- Allowed just two homers on the season, which was tied for the fewest by a pitcher in the Major Leagues with at least 55.0 innings pitched.
- Finished the season with a career-high four wins, including the first of his career at Comerica Park on July 31 vs. Cincinnati when he tossed 6.0 innings and allowed two earned runs on three hits and a walk, while punching out six...went 3-1 on the season at home, bouncing back from an 0-12 mark to start his career.
- Had one of baseball's most effective fastballs in 2020, holding opponents to a .198 batting average and posting a 25.3% strikeout rate when using it...those figures ranked seventh and 10th, respectively, among American League pitchers with at least 55.0 innings pitched.
- Allowed three earned runs-or-fewer in nine of his 11 starts in 2020...has 31 such efforts since the beginning of the 2019 season, which ranked as the highest total among Tigers pitchers over that span.
- Punched out five-or-more batters in five of his last six starts to finish the season...only five American League pitchers had more such games over that span.
- Earned his fourth win of the season on September 19 vs. Cleveland, tossing 6.0 innings and allowing two earned runs on five hits and no walks, while striking out seven...his seven strikeouts in that contest were the most he had in a game since striking out eight in his first start of the season on July 26 at Cincinnati.

Completed his first full season in the Majors in **2019**, starting 30 games.

- Was one of the most durable rookie pitchers in the Major Leagues this season, ranking fifth in games started and eighth with 148.1 innings pitched...among qualified American League rookie pitchers, he ranked second in strikeouts, fourth in ERA, fifth in opponents batting average (.267) and WHIP (1.44) and seventh in wins.
- Started the home opener on April 4 vs. Kansas City and recorded the first double-digit strikeout performance of his career, fanning 10, which were the most strikeouts by a Tigers pitcher in a home opener since 1914, when Jean Dubuc also struck out 10.
- Didn't allow more than three earned runs in any of his first 10 starts of the season, posting a 2-3 record and 2.68 ERA (53.2IP/16ER)...he ranked sixth in ERA among American League pitchers with at least 50 innings pitched during that span.
- Sidelined from June 28-July 12 with right shoulder inflammation.
- Sidelined from July 18-August 5 with a back strain.
- Ranked as the No. 21 prospect in the Tigers organization and also rated as possessing the best slider in the organization by *Baseball America*.



Made 21 starts between Double A Erie and Triple A Toledo in **2018**...also saw the first Major League action of his career, appearing in four outings, including three starts with the Tigers.

- Earned Eastern League Pitcher of the Week honors twice during the season...his first award came for the week ending May 13 when he had a 2-0 record and threw 11.0 scoreless innings with 12 strikeouts, while the other came for the week ending June 10 when he tossed 12.2 innings, striking out 14 and giving up three runs.
- Threw a shutout for Erie on June 10 vs. Reading, allowing just four hits and striking out a season-high 11 batters...the shutout was the first of his career, while it was his second complete game (other, May 31, 2015 at Fort Wayne as a member of Single A West Michigan).
- Sidelined from June 21-July 21 with a right rotator cuff strain.
- Struck out 11 in his debut for Toledo on August 27 vs. Columbus, allowing three runs in 6.1 innings.
- Made his Major League debut on September 14 at Cleveland, throwing a perfect inning in relief with one strikeout...struck out Yan Gomes for his first Major League strikeout.
- Recorded the first quality start of his Major League career on September 25 at Minnesota, allowing one run on six hits with one walk and five strikeouts in 6.0 innings...became the first Detroit pitcher to throw 6.0-or-more innings and allow one run-or-less in one of his first two Major League starts since Kyle Ryan tossed 6.0 shutout innings in his Major League debut on August 30, 2014 at Chicago (AL).
- Ranked as the 12th-best prospect in the Tigers player development system by *Baseball America*.

Combined to make 21 starts between the GCL Tigers West, Single A Lakeland and Double A Erie in **2017**.

- Sidelined from May 23-July 9 with right elbow tendinitis.
- Allowed three runs-or-less in eight consecutive starts with Lakeland from May 16-August 11...compiled a 5-1 record with a 1.50 ERA (48.0IP/8ER) and 41 strikeouts over the eight-start stretch.
- Made six starts with the Mesa Solar Sox in the Arizona Fall League, going 2-2 with a 3.74 ERA (21.2IP/9ER) and 19 strikeouts.
- Ranked as the 19th-best prospect in the Tigers organization by *Baseball America*.

Limited to 12 starts between the GCL Tigers East, GCL Tigers West and Single A Lakeland in **2016** after missing most of the season due to injury.

- Sidelined from April 7-August 4 with a right shoulder strain.
- Posted a 1-3 record with a 3.60 ERA (20.0IP/8ER) and 20 strikeouts in six starts with the Salt River Rafters in the Arizona Fall League.
- Ranked as the No. 9 prospect in the Tigers organization by *Baseball America*.

Made a career-high 22 starts and won a career-best 11 games with Single A West Michigan in **2015**.

- Named to the Midwest League midseason All-Star Team and recognized by MiLB.com as an organizational All-Star.
- Ranked tied for seventh in the Midwest League with 11 victories...ranked fourth among Midwest League starting pitchers with a .242 (106x438) opponent batting average, while he was fifth with 8.18 strikeouts per nine innings.
- Began the season with a streak of 12 consecutive starts of three-or-fewer earned runs allowed from April 11-June 28...went 5-2 with a 2.80 ERA (61.0IP/19ER) and 52 strikeouts during the stretch.
- Struck out a season-high 12 batters and threw 6.2 scoreless innings on September 1 at Great Lakes.
- Ranked as the No. 18 prospect in the Tigers organization and the 17th-best prospect in the Midwest League by *Baseball America*.

Completed his first season of professional baseball in **2014**, starting 12 games between the GCL Tigers and Connecticut Tigers.

- Started five games during the month of July with Connecticut, going 0-1 with a 3.86 ERA (11.2IP/5ER) and six strikeouts.

#### TRANSACTIONS

- Selected by the Tigers in the second round of the 2014 MLB Draft out of the University of Alabama (signing scout: Bryson Barber)
- On injured list, April 7-August 4, 2016 (right shoulder strain)
- On injured list, May 23-July 9, 2017 (right elbow tendinitis)
- On injured list, June 21-July 21, 2018 (right rotator cuff strain)
- On bereavement list, May 28-31, 2019
- On injured list, June 28-July 12, 2019 (right shoulder inflammation)
- On injured list, July 18-August 5, 2019 (back strain)

### THANKS A MILLION TIGERS FANS

The Tigers have drawn over one million fans at home in each of the past 55 seasons when fans have been in attendance, the lone American League team to do so. Only the Cardinals (57 years) and the Dodgers (75 years) have longer streaks. The Dodgers drew over one million fans in the last 13 seasons in Brooklyn, and all 61 years in Los Angeles. In addition, the Tigers topped the one hundred million mark in franchise history in 1994.





**SPENCER KETCHAM TURNBULL'S CAREER RECORD**

| Year | Club                | W-L         | ERA         | G         | GS        | CG       | SHO      | SV       | IP           | H          | TBF        | R         | ER        | HR        | HB        | BB        | SO         | WP       | BK       | AVG         |
|------|---------------------|-------------|-------------|-----------|-----------|----------|----------|----------|--------------|------------|------------|-----------|-----------|-----------|-----------|-----------|------------|----------|----------|-------------|
| 2014 | GCL Tigers          | 0-0         | 3.00        | 1         | 1         | 0        | 0        | 0        | 3.0          | 2          | 11         | 1         | 1         | 1         | 0         | 1         | 4          | 0        | 0        | .200        |
|      | Connecticut         | 0-2         | 4.45        | 11        | 11        | 0        | 0        | 0        | 28.1         | 31         | 131        | 16        | 14        | 1         | 1         | 14        | 19         | 4        | 1        | .270        |
| 2015 | West Michigan       | 11-3        | 3.01        | 22        | 22        | 1        | 0        | 0        | 116.2        | 106        | 503        | 45        | 39        | 0         | 7         | 52        | 106        | 9        | 2        | .242        |
| 2016 | GCL Tigers East#    | 0-0         | 7.36        | 2         | 2         | 0        | 0        | 0        | 3.2          | 4          | 16         | 3         | 3         | 2         | 0         | 1         | 5          | 1        | 0        | .267        |
|      | GCL Tigers West#    | 0-1         | 3.38        | 4         | 4         | 0        | 0        | 0        | 10.2         | 3          | 38         | 4         | 4         | 0         | 0         | 5         | 7          | 0        | 0        | .091        |
|      | Lakeland            | 1-1         | 3.00        | 6         | 6         | 0        | 0        | 0        | 30.0         | 24         | 123        | 12        | 10        | 1         | 1         | 10        | 27         | 6        | 0        | .216        |
| 2017 | GCL Tigers West#    | 0-0         | 4.00        | 2         | 2         | 0        | 0        | 0        | 9.0          | 8          | 35         | 5         | 4         | 0         | 0         | 2         | 16         | 3        | 0        | .242        |
|      | Lakeland            | 7-3         | 3.05        | 15        | 15        | 0        | 0        | 0        | 82.2         | 68         | 330        | 30        | 28        | 3         | 6         | 25        | 64         | 3        | 1        | .230        |
|      | Erie                | 0-3         | 6.20        | 4         | 4         | 0        | 0        | 0        | 20.1         | 22         | 93         | 16        | 14        | 1         | 3         | 8         | 22         | 0        | 0        | .272        |
| 2018 | GCL Tigers West#    | 0-0         | 0.00        | 1         | 1         | 0        | 0        | 0        | 2.2          | 1          | 12         | 0         | 0         | 0         | 0         | 3         | 3          | 0        | 1        | .111        |
|      | Lakeland#           | 0-0         | 0.00        | 1         | 1         | 0        | 0        | 0        | 4.2          | 2          | 16         | 0         | 0         | 0         | 0         | 6         | 0          | 0        | 0        | .125        |
|      | Erie                | 4-7         | 4.47        | 19        | 19        | 1        | 1        | 0        | 98.2         | 92         | 421        | 50        | 49        | 4         | 7         | 40        | 105        | 10       | 1        | .248        |
|      | Toledo              | 1-1         | 2.03        | 2         | 2         | 0        | 0        | 0        | 13.1         | 8          | 53         | 3         | 3         | 0         | 1         | 3         | 19         | 0        | 0        | .178        |
|      | <b>DETROIT</b>      | <b>0-2</b>  | <b>6.06</b> | <b>4</b>  | <b>3</b>  | <b>0</b> | <b>0</b> | <b>0</b> | <b>16.1</b>  | <b>17</b>  | <b>69</b>  | <b>11</b> | <b>11</b> | <b>1</b>  | <b>0</b>  | <b>4</b>  | <b>15</b>  | <b>1</b> | <b>1</b> | <b>.262</b> |
| 2019 | Toledo#             | 0-0         | 0.00        | 1         | 1         | 0        | 0        | 0        | 3.2          | 1          | 13         | 0         | 0         | 0         | 0         | 1         | 0          | 7        | 0        | .083        |
|      | <b>DETROIT</b>      | <b>3-17</b> | <b>4.61</b> | <b>30</b> | <b>30</b> | <b>0</b> | <b>0</b> | <b>0</b> | <b>148.1</b> | <b>154</b> | <b>656</b> | <b>86</b> | <b>76</b> | <b>14</b> | <b>16</b> | <b>59</b> | <b>146</b> | <b>9</b> | <b>0</b> | <b>.267</b> |
|      | <b>DETROIT</b>      | <b>4-4</b>  | <b>3.97</b> | <b>11</b> | <b>11</b> | <b>0</b> | <b>0</b> | <b>0</b> | <b>56.2</b>  | <b>47</b>  | <b>242</b> | <b>25</b> | <b>25</b> | <b>2</b>  | <b>2</b>  | <b>29</b> | <b>51</b>  | <b>0</b> | <b>0</b> | <b>.226</b> |
|      | MINOR LEAGUE TOTALS | 24-21       | 3.56        | 91        | 91        | 2        | 1        | 0        | 427.1        | 372        | 1795       | 185       | 169       | 13        | 27        | 164       | 410        | 36       | 6        | .235        |
|      | MAJOR LEAGUE TOTALS | 7-23        | 4.55        | 45        | 44        | 0        | 0        | 0        | 221.1        | 218        | 967        | 122       | 112       | 17        | 18        | 92        | 212        | 10       | 1        | .257        |

**MAJOR LEAGUE CAREER FIELDING**

|         | G  | TC | PO | A  | E | DP | PCT  |
|---------|----|----|----|----|---|----|------|
| Pitcher | 45 | 37 | 14 | 21 | 2 | 4  | .946 |

**MAJOR LEAGUE CAREER HIGHS**

**Longest Winning Streak in Games with Decision:** 2 (three times) - last, August 25-September 8, 2020  
**Longest Losing Streak in Games with Decision:** 13 - June 5-September 29, 2019  
**Strikeouts:** 10 - April 4, 2019 vs. Kansas City  
**Walks:** 5 - September 2, 2020 at Milwaukee  
**Innings (starter):** 7.0 (three times) - last, August 9, 2020 at Pittsburgh  
**Innings (relief):** 1.0 - September 14, 2018 at Cleveland



# 62

## JOSÉ UREÑA

HT: 6-2 WT: 208 BT: R TH: R BORN: 9/12/1991 IN SANTO DOMINGO, DR

**RIGHTHANDED PITCHER**

Opening Day Age: 29 Residence: Santo Domingo, DR

Major League Service: 5.040 Signed Through: 2021

How Obtained: Signed by the Tigers as a free agent on December 23, 2020

**SEASON HIGHLIGHTS**

Made just five starts in **2020** after being on the injured list for much of the season.

- Sidelined from July 27-September 7.
- Made his season debut on September 7 at Atlanta, limiting the Braves to three runs in 5.0 innings.
- Exited his final start of the season in the third inning on September 27 at New York (AL) after taking a D.J. Lemahieu line drive off of his right forearm...x-rays revealed a non-displaced ulna fracture in his right forearm, ending his season.

Limited to 13 starts in **2019** after missing much of the season due to injury.

- Made his second consecutive Opening Day start on March 28 vs. Colorado, becoming the first Marlins pitcher to do so since Josh Johnson started three consecutive season openers from 2010-12.
- Allowed three earned runs-or-less in five straight starts from May 8-June 1, posting a 3-1 record with a 2.53 ERA (32.0IP/9ER) and 20 strikeouts.
- On the injured list from June 9-September 1 with a left back strain.
- Picked up his first save of the season on September 3 at Pittsburgh, his first save since April 27, 2016 at Los Angeles (NL).

Established career highs in starts (31), innings pitched (174.0) and strikeouts (130) in **2018** with Miami.

- Began the season with seven consecutive losses over his first 12 starts and finished the season with six consecutive wins over final seven starts...according to the Elias Sports Bureau, he became the second



## 2021 TIGERS

starter in club history to record a losing streak of seven-or-more games and winning streak of six-or-more in same season (also, Chris Hammond, 1993)...additionally, he became the first Major League starter to begin a season with seven-or-more losses and finish with nine-or-more wins since Barry Zito began his 2008 campaign with eight losses en-route to a 10-17 final record.

- On injured list from June 21-July 4 with right shoulder impingement syndrome.
- Recorded the first complete game of his Major League career on August 19 at Washington, allowing a run on two hits with two walks and four strikeouts.
- Allowed one run-or-less in six of his final seven starts of the season, posting a 6-0 record with a 1.80 ERA (45.0IP/9ER) and 26 strikeouts in that stretch.

Won a career-high 14 games and appeared in a career-best 34 games in **2017** with the Marlins.

- Began the season in the bullpen, where he made six appearances and had a 2.35 ERA (15.1IP/4ER) with eight strikeouts.
- From May 7 through the end of the season, he led National League pitchers with 28 starts, and his 14 wins were tied with Zack Greinke and Alex Wood for second, behind only Zach Davies (15)...among NL pitchers with at least 25 starts in that span, he ranked sixth with a .232 opponent batting average and 10th with a 3.97 ERA (154.1IP/68ER).
- Allowed three earned runs-or-fewer in seven consecutive starts from June 7-July 9, during which he had a 4-1 record with a 3.23 ERA (39.0IP/14ER) and 30 strikeouts.

Spent most of the **2016** season with the Marlins, but also made 12 starts with Triple A New Orleans.

- Went 2-2 with a 2.05 ERA (30.2IP/7ER) and 24 strikeouts over his final seven starts with New Orleans.
- Combined to make five starts between New Orleans and Miami in August, and went 3-2 with a 2.60 ERA (27.2IP/8ER) and 22 strikeouts.
- Started three games with Aguilas Cibaenas in the Dominican Winter League, and threw 10.0 scoreless innings, allowing five hits with three walks and eight strikeouts.

Saw the first Major League action of his career in **2015**, appearing in 20 games, including nine starts, with the Marlins.

- Made his Major League debut on April 14 at Atlanta, allowing one hit in a scoreless inning out of the bullpen.
- Earned his first big league victory on June 12 vs. Colorado, giving up a run on six hits with one strikeout in 6.2 innings.
- Threw a shutout with New Orleans on July 4 vs. Iowa, allowing five hits with one walk and four strikeouts.
- Sidelined from August 7-September 4 with a left knee contusion.
- Made three starts with Aguilas Cibaenas in the Dominican Winter League, and had a 1.50 ERA (12.0IP/2ER) with four strikeouts.
- Ranked as the No. 4 prospect in the Marlins organization by *Baseball America*.

Spent the entire **2014** season with Double A Jacksonville.

- Named a Southern League midseason All-Star.
- Ranked second in the Southern League with 13 victories and 121 strikeouts, while he was sixth with a 3.33 ERA (162.0IP/60ER).
- Selected the Marlins Minor League Pitcher of the Month for July, after posting a 4-1 record with a 2.21 ERA (40.2IP/10ER) and 34 strikeouts.
- Started five games in August, compiling a 3-1 record with a 1.97 ERA (32.0IP/7ER) and 25 strikeouts.
- Rated as the seventh-best prospect in the Marlins system by *Baseball America*.

Started 26 games with Single A Jupiter in **2013**.

- Tabbed the Marlins Minor League Pitcher of the Month for June after posting a 2-1 record with a 0.87 ERA (31.0IP/3ER) and 23 strikeouts.
- Ranked as the No. 8 prospect in the Marlins organization by *Baseball America*.

Pitched in 27 games, including 22 as a starter, in **2012** with Single A Greensboro.

- Tossed a 6.0-inning complete game in the nightcap of a doubleheader on May 24 at Delmarva...allowed two runs on four hits with two walks and five strikeouts in a loss.
- Appeared in six games, including four starts, in May, and went 2-2 with a 2.39 ERA (26.1IP/7ER) and 23 strikeouts.
- Ranked as the No. 11 prospect in the Marlins system by *Baseball America*.

Completed his first season in the United States in **2011** with Single A Jamestown.

- Started six games in July, compiling a 3-2 record with a 3.27 ERA (33.0IP/12ER) and 20 strikeouts.
- Rated as the fifth-best prospect in the New York-Penn League by *Baseball America*.

Started 13 games in **2010** as he finished his second season with the DSL Marlins.

- Selected to the Dominican Summer League midseason All-Star Team.



- Threw three complete games and two shutouts during the season...his first shutout was on June 8 at the DSL Orioles, when he gave up two hits with seven strikeouts over 7.0 innings, while his second came on July 9 vs. the DSL Phillies, when he threw 5.1 innings and gave up two hits and two strikeouts.

Completed his first professional season in **2009** with the DSL Marlins, making 14 appearances, including two starts.

#### TRANSACTIONS

- Signed by Florida as a non-drafted free agent on August 29, 2008
- On injured list, August 7-September 4, 2015 (left knee contusion)
- On suspended list, June 30-July 7, 2016
- On injured list, June 21-July 4, 2018 (right shoulder impingement syndrome)
- On suspended list, August 21-27, 2018
- On injured list, June 9-September 1, 2019 (left back strain)
- On injured list, July 27-September 7, 2020
- Signed by the Tigers as a free agent on December 23, 2020

#### JOSÉ MIGUEL UREÑA'S CAREER RECORD

| Year                | Club          | W-L   | ERA  | G   | GS  | CG | SHO | SV | IP    | H   | TBF  | R   | ER  | HR | HB | BB  | SO  | WP | BK | AVG  |
|---------------------|---------------|-------|------|-----|-----|----|-----|----|-------|-----|------|-----|-----|----|----|-----|-----|----|----|------|
| 2009                | DSL Marlins   | 3-3   | 6.75 | 14  | 2   | 0  | 0   | 2  | 26.2  | 36  | 130  | 22  | 20  | 0  | 1  | 11  | 15  | 2  | 1  | .313 |
| 2010                | DSL Marlins   | 5-6   | 2.61 | 13  | 13  | 3  | 2   | 0  | 82.2  | 76  | 333  | 32  | 24  | 2  | 6  | 7   | 66  | 5  | 0  | .241 |
| 2011                | Jamestown     | 4-7   | 4.33 | 15  | 15  | 0  | 0   | 0  | 72.2  | 74  | 315  | 38  | 35  | 4  | 3  | 29  | 48  | 1  | 2  | .264 |
| 2012                | Greensboro    | 9-6   | 3.38 | 27  | 22  | 1  | 0   | 2  | 138.1 | 143 | 572  | 67  | 52  | 13 | 1  | 29  | 101 | 7  | 2  | .266 |
| 2013                | Jupiter       | 10-7  | 3.73 | 27  | 26  | 0  | 0   | 0  | 149.2 | 148 | 618  | 69  | 62  | 8  | 6  | 29  | 107 | 3  | 0  | .257 |
| 2014                | Jacksonville  | 13-8  | 3.33 | 26  | 25  | 0  | 0   | 0  | 162.0 | 155 | 652  | 65  | 60  | 14 | 2  | 29  | 121 | 4  | 0  | .255 |
| 2015                | Jupiter       | 0-0   | 0.00 | 1   | 1   | 0  | 0   | 0  | 2.0   | 0   | 6    | 0   | 0   | 0  | 0  | 2   | 0   | 0  | 0  | .000 |
|                     | New Orleans   | 1-5   | 5.25 | 20  | 9   | 0  | 0   | 0  | 61.2  | 73  | 276  | 37  | 36  | 5  | 3  | 25  | 28  | 2  | 1  | .307 |
|                     | Miami         | 1-5   | 5.25 | 20  | 9   | 0  | 0   | 0  | 61.2  | 73  | 274  | 37  | 36  | 5  | 3  | 25  | 28  | 2  | 1  | .307 |
| 2016                | New Orleans   | 3-3   | 3.17 | 12  | 12  | 0  | 0   | 0  | 48.1  | 41  | 204  | 18  | 17  | 4  | 5  | 21  | 41  | 1  | 2  | .234 |
|                     | Miami         | 4-9   | 6.13 | 28  | 12  | 0  | 0   | 1  | 83.2  | 91  | 373  | 59  | 57  | 11 | 6  | 29  | 58  | 0  | 0  | .275 |
| 2017                | Miami         | 14-7  | 3.82 | 34  | 28  | 0  | 0   | 0  | 169.2 | 152 | 724  | 77  | 72  | 26 | 14 | 64  | 113 | 5  | 1  | .238 |
| 2018                | Miami         | 9-12  | 3.98 | 31  | 31  | 1  | 0   | 0  | 174.0 | 155 | 712  | 78  | 77  | 19 | 12 | 51  | 130 | 2  | 1  | .242 |
| 2019                | Jupiter#      | 0-0   | 9.00 | 1   | 1   | 0  | 0   | 0  | 1.0   | 1   | 4    | 1   | 1   | 0  | 0  | 0   | 0   | 0  | 0  | .333 |
|                     | Jacksonville# | 0-0   | 0.00 | 2   | 1   | 0  | 0   | 0  | 2.2   | 1   | 11   | 0   | 0   | 0  | 0  | 1   | 1   | 0  | 0  | .100 |
|                     | New Orleans#  | 0-0   | 0.00 | 2   | 0   | 0  | 0   | 0  | 1.2   | 2   | 8    | 3   | 0   | 1  | 0  | 0   | 2   | 0  | 0  | .250 |
|                     | Miami         | 4-10  | 5.21 | 24  | 13  | 0  | 0   | 3  | 84.2  | 99  | 369  | 53  | 49  | 13 | 2  | 26  | 62  | 2  | 0  | .293 |
| 2020                | Miami         | 0-3   | 5.40 | 5   | 5   | 0  | 0   | 0  | 23.1  | 22  | 104  | 15  | 14  | 4  | 2  | 13  | 15  | 1  | 0  | .247 |
| MINOR LEAGUE TOTALS |               | 53-41 | 3.47 | 151 | 129 | 5  | 3   | 4  | 755.1 | 742 | 3129 | 338 | 291 | 50 | 27 | 175 | 545 | 26 | 7  | .257 |
| MAJOR LEAGUE TOTALS |               | 32-46 | 4.60 | 142 | 98  | 1  | 0   | 4  | 597.0 | 592 | 2556 | 319 | 305 | 78 | 39 | 208 | 406 | 12 | 3  | .260 |

#### MAJOR LEAGUE CAREER FIELDING

|         | G   | TC  | PO | A  | E | DP | PCT  |
|---------|-----|-----|----|----|---|----|------|
| Pitcher | 142 | 118 | 36 | 79 | 3 | 6  | .975 |

#### MAJOR LEAGUE CAREER HIGHS

**Longest Winning Streak in Games with Decision:** 6 - August 19-September 28, 2018  
**Longest Losing Streak in Games with Decision:** 8 - September 26, 2017-May 19, 2018  
**Strikeouts:** 7 (six times) - last, September 3, 2018 vs. Philadelphia  
**Walks:** 6 - May 28, 2017 vs. Los Angeles (AL)  
**Innings (starter):** 9.0 - August 19, 2018 at Washington  
**Innings (relief):** 4.1 - April 28, 2017 vs. Pittsburgh  
**Low-Hit Game (CG):** 2 - August 19, 2018 at Washington



# 43 JOEY WENTZ

HT: 6-5 WT: 220 BT: L TH: L BORN: 10/6/1997 IN LAWRENCE, KS

## LEFTHANDED PITCHER

Opening Day Age: 23 Residence: Leewood, KS  
 Major League Service: 0.000 Signed Through: 2021  
 How Obtained: Acquired by the Tigers along with Travis Demeritte from Atlanta in exchange for Shane Greene on July 31, 2019

### SEASON HIGHLIGHTS

Missed the entire **2020** season after undergoing surgery for a left elbow ulnar collateral ligament injury.

- Ranked as the No. 11 prospect in the Tigers organization by *Baseball America*.

Began the **2019** season in the Atlanta Braves organization, before being acquired by the Tigers on July 31.

- Had a season-high 10 strikeouts on July 6 vs. Biloxi...equaled that total on August 31 at Akron.
- Allowed one run-or-less in four consecutive starts from June 26-July 14, compiling a 1-1 record with a 1.11 ERA (24.1IP/3ER) and 35 strikeouts.
- Started five games for Double A Erie in August, and went 2-0 with a 2.10 ERA (25.2IP/6ER) and 37 strikeouts.
- Rated as the No. 12 prospect in the Braves organization by *Baseball America*.

Started 16 games with Single A Florida in **2018**.

- Led all Braves Minor Leaguers (min. 15 starts) with a 2.28 ERA (67.0IP/17ER).
- Went 2-2 with a 1.17 ERA (38.1IP/5ER) and 30 strikeouts over his final nine starts from June 13-September 1.
- Rated as the 11th-best prospect in the Braves system by *Baseball America*.

Named the South Atlantic League Most Outstanding Pitcher in **2017** after making 26 starts with Single A Rome and posting an 8-3 record with a 2.60 ERA (131.2IP/38ER) and 152 strikeouts.

- Named a South Atlantic League postseason All-Star and a low Class A All-Star by *Baseball America*.
- Selected an organization All-Star by MiLB.com.
- Ranked second in the South Atlantic League in strikeouts, while he was third in opponent batting average (.209, 99x473), tied for third in games started, fourth in ERA and seventh in WHIP (1.10).
- Sidelined from May 20-29 with a left knee contusion.
- Started 12 games from June 13-August 16, compiling a 6-0 record with a 1.27 ERA (71.0IP/10ER) and 83 strikeouts.
- Ranked as the No. 15 prospect in the Braves system and the No. 14 prospect in the South Atlantic League by *Baseball America*.

Started his professional career in **2016**, pitching for the GCL Braves and Rookie-level Danville.

- Made four starts with the GCL Braves and did not allow a run in 12.0 innings, giving up three hits and striking out 18.
- Ranked as the 10th-best prospect in the Appalachian League by *Baseball America*.

### AMATEUR HIGHLIGHTS

- Attended Shawnee Mission East High School, where he led the team to the **2016** Kansas Class 6A state championship and was named the Sunflower League Player of the Year after going a perfect 9-0 while not allowing an earned run in 51.1 innings pitched.

### TRANSACTIONS

- Selected by Atlanta in the first round (40th overall) of the 2016 MLB Draft out of Shawnee Mission East High School (KS)
- On injured list, May 20-29, 2017 (left knee contusion)
- Acquired by the Tigers along with Travis Demeritte from Atlanta in exchange for Shane Greene on July 31, 2019

### JOSEPH (JOEY) BARRETT WENTZ'S CAREER RECORD

| Year                       | Club        | W-L          | ERA         | G         | GS        | CG       | SHO      | SV       | IP           | H          | TBF         | R          | ER         | HR        | HB        | BB         | SO         | WP        | BK       | AVG         |
|----------------------------|-------------|--------------|-------------|-----------|-----------|----------|----------|----------|--------------|------------|-------------|------------|------------|-----------|-----------|------------|------------|-----------|----------|-------------|
| 2016                       | GCL Braves  | 0-0          | 0.00        | 4         | 4         | 0        | 0        | 0        | 12.0         | 3          | 42          | 0          | 0          | 0         | 1         | 5          | 18         | 0         | 1        | .083        |
|                            | Danville    | 1-4          | 5.06        | 8         | 8         | 0        | 0        | 0        | 32.0         | 31         | 143         | 18         | 18         | 0         | 3         | 20         | 35         | 6         | 1        | .265        |
| 2017                       | Rome        | 8-3          | 2.60        | 26        | 26        | 0        | 0        | 0        | 131.2        | 99         | 527         | 44         | 38         | 4         | 1         | 46         | 152        | 18        | 1        | .209        |
| 2018                       | Florida     | 3-4          | 2.28        | 16        | 16        | 0        | 0        | 0        | 67.0         | 49         | 266         | 17         | 17         | 3         | 2         | 24         | 53         | 3         | 0        | .206        |
| 2019                       | Mississippi | 5-8          | 4.72        | 20        | 20        | 0        | 0        | 0        | 103.0        | 90         | 436         | 57         | 54         | 13        | 3         | 45         | 100        | 7         | 0        | .239        |
|                            | Erie        | 2-0          | 2.10        | 5         | 5         | 0        | 0        | 0        | 25.2         | 20         | 98          | 6          | 6          | 3         | 0         | 4          | 37         | 1         | 0        | .213        |
| <b>MINOR LEAGUE TOTALS</b> |             | <b>19-19</b> | <b>3.22</b> | <b>79</b> | <b>79</b> | <b>0</b> | <b>0</b> | <b>0</b> | <b>371.1</b> | <b>292</b> | <b>1512</b> | <b>142</b> | <b>133</b> | <b>23</b> | <b>10</b> | <b>144</b> | <b>395</b> | <b>35</b> | <b>3</b> | <b>.219</b> |



# 80 DANNY WOODROW

NON-ROSTER  
INVITEE

HT: 5-10 WT: 155 BT: L TH: R BORN: 1/26/1995 IN CHICAGO, IL

## OUTFIELDER

Opening Day Age: 26

Residence: Wilmette, IL

Major League Service: 0.000

Signed Through: 2021

How Obtained: Selected by the Tigers in the 12th round of the 2016 MLB Draft

### SEASON HIGHLIGHTS

Worked out remotely during the 2020 season as a result of the COVID-19 Pandemic.

Played in 100 games with Triple A Toledo in 2019, marking the second time in his career he's appeared in 100-or-more games in a season.

- Ranked third in the International League with 23 stolen bases, while he was tied for eighth with five triples.
- Compiled an 11-game hitting streak from April 16-May 2, batting .333/.434/.422 with two triples and one RBI.
- Went 4x5 with four runs scored, one triple and one RBI on May 25 at Louisville...added a second four-hit game on July 11 at Louisville.
- Hit safely in 16 consecutive games from July 7-30, hitting .344/.420/.393 with three doubles and six RBI.
- Ranked as the No. 25 prospect in the Tigers organization by *Baseball America*.

Spent most of the 2018 season with Double A Erie, playing 92 games with the SeaWolves.

- Named to the Eastern League midseason All-Star Team.
- Led all Tigers Minor Leaguers with a .317 (115x363) batting average, while he was third with 23 stolen bases...ranked second in the Eastern League with a .313 (107x342) batting average.
- Sidelined from April 5-May 6 with a lumbar spine muscle strain.
- Turned in a four-hit performance on July 5 at Binghamton and August 21 vs. Akron.
- Appeared in 26 games during July, hitting .351/.420/.464 with 18 runs scored, five doubles, two home runs and 10 RBI.
- Hit safely in 11 consecutive games from August 14-25, batting .340/.380/.404 with four runs scored, one home run and seven RBI.
- Played in 16 games with the Mesa Solar Sox in the Arizona Fall League, batting .371/.420/.387 with 10 runs scored, one double and six RBI...ranked second in the AFL in batting average and stolen bases (12).

Appeared in 116 games with Single A West Michigan in 2017.

- Selected to the Midwest League midseason All-Star Team.
- Led the Tigers Minor League system with 31 stolen bases...paced the Midwest League with 13 sacrifice hits.
- Went a perfect 5x5 with four runs scored, two doubles and two RBI on June 16 at Lansing.
- Hit .313/.393/.385 with 19 runs scored, seven doubles and 19 RBI in 23 games during June.

Completed his first season of professional baseball in 2016, seeing time in 54 games between the GCL Tigers West and Single A Connecticut.

- Had a season-high four hits on August 10 at Auburn.

### TRANSACTIONS

- Selected by the Tigers in the 12th round of the 2016 MLB Draft out of Creighton University (signing scout: Ryan Johnson)
- On injured list, April 5-May 6, 2018 (lumbar spine muscle strain)

### DANIEL (DANNY) CHRISTOPHER WOODROW'S CAREER RECORD

| Year                | Club            | AVG  | G   | AB   | R   | H   | TB  | 2B | 3B | HR | RBI | SH | SF | HB | BB  | SO  | SB | CS | OBP  | SLG  | E  |
|---------------------|-----------------|------|-----|------|-----|-----|-----|----|----|----|-----|----|----|----|-----|-----|----|----|------|------|----|
| 2016                | GCL Tigers West | .351 | 18  | 57   | 10  | 20  | 27  | 7  | 0  | 0  | 9   | 1  | 1  | 1  | 9   | 12  | 5  | 0  | .441 | .474 | 2  |
|                     | Connecticut     | .276 | 36  | 145  | 21  | 40  | 47  | 5  | 1  | 0  | 13  | 0  | 1  | 0  | 12  | 32  | 8  | 2  | .329 | .324 | 1  |
| 2017                | West Michigan   | .271 | 116 | 469  | 73  | 127 | 152 | 17 | 4  | 0  | 47  | 13 | 6  | 2  | 51  | 93  | 31 | 11 | .341 | .324 | 4  |
| 2018                | Lakeland        | .381 | 5   | 21   | 5   | 8   | 9   | 1  | 0  | 0  | 1   | 0  | 0  | 0  | 1   | 5   | 4  | 1  | .409 | .429 | 0  |
|                     | Erie            | .313 | 92  | 342  | 48  | 107 | 135 | 13 | 3  | 3  | 37  | 5  | 6  | 3  | 31  | 71  | 19 | 13 | .369 | .395 | 2  |
| 2019                | Toledo          | .274 | 100 | 376  | 58  | 103 | 128 | 12 | 5  | 1  | 32  | 2  | 3  | 4  | 41  | 89  | 23 | 5  | .349 | .340 | 3  |
| 2020                | Did Not Play    |      |     |      |     |     |     |    |    |    |     |    |    |    |     |     |    |    |      |      |    |
| MINOR LEAGUE TOTALS |                 | .287 | 367 | 1410 | 215 | 405 | 498 | 55 | 13 | 4  | 139 | 21 | 17 | 10 | 145 | 302 | 90 | 32 | .354 | .353 | 12 |



## HOW THE 2021 TIGERS WERE BUILT

### FIRST-YEAR PLAYER DRAFT (13)

| PLAYER           | YEAR DRAFTED | ROUND                 |
|------------------|--------------|-----------------------|
| Tyler Alexander  | 2015         | Second                |
| Beau Burrows     | 2015         | First (22nd overall)  |
| Alex Faedo       | 2017         | First (18th overall)  |
| Buck Farmer      | 2013         | Fifth                 |
| Kyle Funkhouser  | 2016         | Fourth                |
| Bryan Garcia     | 2016         | Sixth                 |
| Grayson Greiner  | 2014         | Third                 |
| Derek Hill       | 2014         | First (23rd overall)  |
| Matt Manning     | 2016         | First (ninth overall) |
| Casey Mize       | 2018         | First (first overall) |
| Tarik Skubal     | 2018         | Ninth                 |
| Christin Stewart | 2015         | First (34th overall)  |
| Spencer Turnbull | 2014         | Second                |

### SIGNED AS A MAJOR LEAGUE FREE AGENT (5)

| PLAYER          | PREVIOUS ORGANIZATION | DATE SIGNED       |
|-----------------|-----------------------|-------------------|
| Robbie Grossman | Oakland               | January 5, 2021   |
| Nomar Mazara    | Chicago (AL)          | February 12, 2021 |
| Wilson Ramos    | New York (NL)         | January 29, 2021  |
| Jonathan Schoop | Baltimore             | February 5, 2021  |
| José Ureña      | Miami                 | December 23, 2020 |

### SIGNED AS A MINOR LEAGUE FREE AGENT (2)

| PLAYER       | PREVIOUS ORGANIZATION | DATE SIGNED       |
|--------------|-----------------------|-------------------|
| José Cisnero | Arizona               | November 8, 2018  |
| Niko Goodrum | Minnesota             | November 14, 2017 |

### SIGNED AS A NON-DRAFTED FREE AGENT (3)

| PLAYER        | COUNTRY            | DATE SIGNED       |
|---------------|--------------------|-------------------|
| Harold Castro | Venezuela          | March 15, 2011    |
| Joe Jiménez   | Puerto Rico        | June 24, 2013     |
| Gregory Soto  | Dominican Republic | December 26, 2012 |

### ACQUIRED BY TRADE (14)

| PLAYER            | ACQUIRED FROM | DATE ACQUIRED    | ACQUIRED FOR                                                                                   |
|-------------------|---------------|------------------|------------------------------------------------------------------------------------------------|
| Matthew Boyd      | Toronto       | July 30, 2015    | David Price                                                                                    |
| Miguel Cabrera    | Florida       | December 5, 2007 | Burke Badenhop, Eulogio De La Cruz, Cameron Maybin, Andrew Miller, Mike Rabelo, Dallas Trahern |
| Daz Cameron       | Houston       | August 31, 2017  | Justin Verlander, PTBNL (Juan Ramirez)                                                         |
| Jeimer Candelario | Chicago (NL)  | July 31, 2017    | Alex Avila, Justin Wilson                                                                      |
| Willi Castro      | Cleveland     | July 31, 2018    | Kyle Dowdy, Leonys Martin                                                                      |
| Michael Fulmer    | New York (NL) | July 31, 2015    | Yoenis Céspedes                                                                                |
| JaCoby Jones      | Pittsburgh    | July 30, 2015    | Joakim Soria                                                                                   |
| Alex Lange        | Chicago (NL)  | July 31, 2019    | Nicholas Castellanos                                                                           |
| Daniel Norris     | Toronto       | July 30, 2015    | David Price                                                                                    |
| Isaac Paredes     | Chicago (NL)  | July 31, 2017    | Alex Avila, Justin Wilson                                                                      |
| Franklin Pérez    | Houston       | August 31, 2017  | Justin Verlander, PTBNL (Juan Ramirez)                                                         |
| Zack Rogers       | Houston       | August 31, 2017  | Justin Verlander, PTBNL (Juan Ramirez)                                                         |
| Zack Short        | Chicago (NL)  | August 31, 2020  | Cameron Maybin                                                                                 |
| Joey Wentz        | Atlanta       | July 31, 2019    | Shane Greene                                                                                   |

### ACQUIRED IN RULE 5 DRAFT (3)

| PLAYER       | ACQUIRED FROM | DATE ACQUIRED     | ACQUIRED FOR |
|--------------|---------------|-------------------|--------------|
| Akil Baddoo  | Minnesota     | December 10, 2020 | Rule 5 Draft |
| Rony García  | New York (AL) | December 12, 2019 | Rule 5 Draft |
| Victor Reyes | Arizona       | December 14, 2017 | Rule 5 Draft |

# TIGERS 40-MAN ROSTER



## 2021 DETROIT TIGERS 40-MAN ROSTER

Manager: A.J. Hinch (14)

Head Athletic Trainer: Doug Teter

Catchers: Scott Coolbaugh (53), José Cruz Jr (27), Chris Petter (52), Chip Hale (18), George Lombard (26), Juan Nieves (61), Josh Paul (88), Ramon Santiago (39)

Assistant Trainers: Chris McDonald, Matt Rankin

As of 2/27/2021

| NO. | PITCHERS (21)     | B | T | HT. | WT. | BORN       | BIRTHPLACE         | RESIDENCE                    | 2020 CLUB | W-L | ERA  | G  | GS | CG | SHO | SV | IP   | H  | TBF | R  | ER | BB | SO | AVG  | MLSER. |
|-----|-------------------|---|---|-----|-----|------------|--------------------|------------------------------|-----------|-----|------|----|----|----|-----|----|------|----|-----|----|----|----|----|------|--------|
| 70  | Alexander, Tyler  | R | L | 6-2 | 200 | 7/14/1994  | Chicago, IL        | Southlake, TX                | Detroit   | 2-3 | 3.96 | 14 | 2  | 0  | 0   | 0  | 36.1 | 39 | 152 | 16 | 16 | 9  | 34 | .283 | 1.058  |
| 48  | Boyd, Matthew     | L | L | 6-3 | 234 | 2/2/1991   | Mercer Island, WA  | Sammamish, WA                | Detroit   | 3-7 | 6.71 | 12 | 12 | 1  | 0   | 0  | 60.1 | 67 | 271 | 46 | 45 | 22 | 60 | .278 | 4.136  |
| 37  | Burrows, Beau     | R | R | 6-2 | 210 | 9/18/1996  | Fort Worth, TX     | Weatherford, TX              | Detroit   | 0-0 | 5.40 | 5  | 0  | 0  | 0   | 0  | 6.2  | 8  | 30  | 4  | 4  | 1  | 3  | .286 | 0.061  |
| 67  | Cisnero, José     | R | R | 6-3 | 245 | 4/11/1989  | Bajos de Haina, DR | San Francisco de Macoris, DR | Detroit   | 3-3 | 3.03 | 29 | 0  | 0  | 0   | 0  | 29.2 | 23 | 123 | 10 | 10 | 10 | 34 | .209 | 3.020  |
| 38  | Faedo, Alex       | R | R | 6-5 | 225 | 11/12/1995 | Tampa, FL          | Tampa, FL                    |           |     |      |    |    |    |     |    |      |    |     |    |    |    |    |      |        |
| 45  | Farmer, Buck      | L | R | 6-4 | 232 | 2/20/1991  | Conyers, GA        | Buford, GA                   | Detroit   | 1-0 | 3.80 | 23 | 0  | 0  | 0   | 0  | 21.1 | 20 | 89  | 9  | 9  | 5  | 14 | .244 | 4.083  |
| 32  | Fulmer, Michael   | R | R | 6-3 | 246 | 3/15/1993  | Oklahoma City, OK  | Guthrie, OK                  | Detroit   | 0-2 | 8.78 | 10 | 10 | 0  | 0   | 0  | 27.2 | 45 | 136 | 27 | 27 | 12 | 20 | .375 | 4.157  |
| 36  | Funkhouser, Kyle  | R | R | 6-3 | 225 | 3/16/1994  | Palos Heights, IL  | Charlestown, IN              | Detroit   | 1-1 | 7.27 | 13 | 0  | 0  | 0   | 0  | 17.1 | 22 | 81  | 14 | 14 | 11 | 12 | .319 | 0.136  |
| 33  | García, Bryan     | R | R | 6-1 | 215 | 4/19/1995  | Miami, FL          | Miami, FL                    | Detroit   | 2-1 | 1.66 | 26 | 0  | 0  | 0   | 4  | 21.2 | 18 | 93  | 6  | 4  | 10 | 12 | .222 | 1.029  |
| 51  | García, Rony      | R | R | 6-3 | 200 | 12/19/1997 | Mao, DR            | Santo Domingo, DR            | Detroit   | 1-0 | 8.14 | 15 | 2  | 0  | 0   | 0  | 21.0 | 25 | 96  | 20 | 19 | 9  | 14 | .287 | 1.000  |
| 77  | Jiménez, Joe      | R | R | 6-3 | 272 | 1/17/1995  | San Juan, PR       | Davenport, FL                | Detroit   | 1-3 | 7.15 | 25 | 0  | 0  | 0   | 5  | 22.2 | 25 | 101 | 19 | 18 | 6  | 22 | .284 | 3.077  |
| 57  | Lange, Alex       | R | R | 6-3 | 197 | 10/2/1995  | Riverside, CA      | Baton Rouge, LA              |           |     |      |    |    |    |     |    |      |    |     |    |    |    |    |      |        |
| 25  | Manning, Matt     | R | R | 6-6 | 195 | 1/28/1998  | Sacramento, CA     | Elk Grove, CA                |           |     |      |    |    |    |     |    |      |    |     |    |    |    |    |      |        |
| 12  | Mize, Casey       | R | R | 6-3 | 220 | 5/1/1997   | Springville, AL    | Nashville, TN                | Detroit   | 0-3 | 6.99 | 7  | 7  | 0  | 0   | 0  | 28.1 | 29 | 133 | 25 | 22 | 13 | 26 | .252 | 0.111  |
| 44  | Norris, Daniel    | L | L | 6-2 | 185 | 4/25/1993  | Johnson City, TN   | Johnson City, TN             | Detroit   | 3-1 | 3.25 | 14 | 1  | 0  | 0   | 0  | 27.2 | 25 | 116 | 10 | 10 | 7  | 28 | .231 | 5.073  |
| 58  | Pérez, Franklin   | R | R | 6-3 | 197 | 12/16/1997 | Valencia, VZ       | Kissimmee, FL                |           |     |      |    |    |    |     |    |      |    |     |    |    |    |    |      |        |
| 29  | Skubal, Tarik     | L | L | 6-3 | 215 | 11/20/1996 | Hayward, CA        | Chandler, AZ                 | Detroit   | 1-4 | 5.63 | 8  | 7  | 0  | 0   | 0  | 32.0 | 28 | 134 | 21 | 20 | 11 | 37 | .235 | 0.114  |
| 65  | Soto, Gregory     | L | L | 6-1 | 236 | 2/11/1995  | Haina, DR          | Nigua, DR                    | Detroit   | 0-1 | 4.30 | 27 | 0  | 0  | 0   | 2  | 23.0 | 16 | 98  | 11 | 11 | 13 | 29 | .193 | 1.102  |
| 56  | Turnbull, Spencer | R | R | 6-3 | 211 | 9/18/1992  | Demopolis, AL      | Madison, MS                  | Detroit   | 4-4 | 3.97 | 11 | 11 | 0  | 0   | 0  | 56.2 | 47 | 242 | 25 | 25 | 29 | 51 | .226 | 2.020  |
| 62  | Ureña, José       | R | R | 6-2 | 208 | 9/12/1991  | Santo Domingo, DR  | Santo Domingo, DR            | Miami     | 0-3 | 5.40 | 5  | 5  | 0  | 0   | 0  | 23.1 | 22 | 104 | 15 | 14 | 13 | 15 | .247 | 5.040  |
| 43  | Weitz, Joey       | L | L | 6-5 | 220 | 10/16/1997 | Lawrence, KS       | Leawood, KS                  | N/A       |     |      |    |    |    |     |    |      |    |     |    |    |    |    |      |        |

Did Not Pitch in 2020

Did Not Pitch in 2020

Did Not Pitch in 2020

Did Not Pitch in 2020

Did Not Pitch in 2020

Did Not Pitch in 2020

Did Not Pitch in 2020

Did Not Pitch in 2020

Did Not Pitch in 2020

Did Not Pitch in 2020

Did Not Pitch in 2020



# TIGERS 40-MAN ROSTER

| NO.                  | CATCHERS (3)       | B | T | HT.  | WT. | BORN       | BIRTHPLACE      | RESIDENCE                | 2020 CLUB     | AVG  | G  | AB  | R  | H  | TB | 2B | 3B | HR | RBI | BB | SO | SB | OBP  | SLG  | ML.SER. |  |
|----------------------|--------------------|---|---|------|-----|------------|-----------------|--------------------------|---------------|------|----|-----|----|----|----|----|----|----|-----|----|----|----|------|------|---------|--|
| 17                   | Greiner, Grayson   | R | R | 6-6  | 239 | 10/11/1992 | Columbia, SC    | Columbia, SC             | Detroit       | .118 | 18 | 51  | 8  | 6  | 17 | 2  | 0  | 3  | 8   | 3  | 20 | 0  | .182 | .333 | 2,083   |  |
| 40                   | Ramos, Wilson      | R | R | 6-1  | 245 | 8/10/1987  | Valencia, VZ    | Parkland, FL             | New York (NL) | .239 | 45 | 142 | 13 | 34 | 55 | 6  | 0  | 5  | 15  | 10 | 31 | 0  | .297 | .387 | 10,047  |  |
| 34                   | Rogers, Jake       | R | R | 6-1  | 192 | 4/18/1995  | Canyon, TX      | Dallas, TX               |               |      |    |     |    |    |    |    |    |    |     |    |    |    |      |      |         |  |
| Did Not Play in 2020 |                    |   |   |      |     |            |                 |                          |               |      |    |     |    |    |    |    |    |    |     |    |    |    |      |      |         |  |
| NO.                  | INFELDERS (9)      | B | T | HT.  | WT. | BORN       | BIRTHPLACE      | RESIDENCE                | 2020 CLUB     | AVG  | G  | AB  | R  | H  | TB | 2B | 3B | HR | RBI | BB | SO | SB | OBP  | SLG  | ML.SER. |  |
| 24                   | Cabrera, Miguel    | R | R | 6-4  | 249 | 4/18/1983  | Maracay, VZ     | N. Miami Beach, FL       | Detroit       | .250 | 57 | 204 | 28 | 51 | 85 | 4  | 0  | 10 | 35  | 24 | 51 | 1  | .329 | .417 | 17,101  |  |
| 46                   | Candelario, Jeimer | S | R | 6-1  | 221 | 11/24/1993 | New York, NY    | San Pedro de Macoris, DR | Detroit       | .297 | 52 | 185 | 30 | 55 | 93 | 11 | 3  | 7  | 29  | 20 | 49 | 1  | .369 | .503 | 3,038   |  |
| 30                   | Gastro, Harold     | L | R | 5-10 | 151 | 11/30/1993 | Caracas, VZ     | Kissimmee, FL            | Detroit       | .347 | 22 | 49  | 6  | 17 | 21 | 4  | 0  | 0  | 3   | 5  | 11 | 0  | .407 | .429 | 1,141   |  |
| 9                    | Gastro, Willi      | S | R | 6-1  | 170 | 4/24/1997  | Rio Piedras, PR | Port St. Lucie, FL       | Detroit       | .349 | 36 | 129 | 21 | 45 | 71 | 4  | 2  | 6  | 24  | 7  | 38 | 0  | .381 | .550 | 0,170   |  |
| 28                   | Goodrum, Niko      | S | R | 6-3  | 198 | 2/28/1992  | Atlanta, GA     | Stockbridge, GA          | Detroit       | .184 | 43 | 158 | 15 | 29 | 53 | 7  | 1  | 5  | 20  | 18 | 69 | 7  | .263 | .335 | 3,031   |  |
| 19                   | Paredes, Isaac     | R | R | 5-11 | 213 | 2/18/1999  | Hermosillo, MX  | Hermosillo, MEX          | Detroit       | .220 | 34 | 100 | 7  | 22 | 29 | 4  | 0  | 1  | 6   | 8  | 24 | 0  | .278 | .290 | 0,117   |  |
| 7                    | Schoop, Jonathan   | R | R | 6-1  | 225 | 10/16/1991 | Willemsstad, CW | Willemsstad, CW          | Detroit       | .278 | 44 | 162 | 26 | 45 | 77 | 4  | 2  | 8  | 23  | 8  | 39 | 0  | .324 | .475 | 7,027   |  |

| NO. | OUTFIELDERS (9)   | B | T | HT. | WT. | BORN       | BIRTHPLACE        | RESIDENCE     | 2020 CLUB    | AVG  | G  | AB  | R  | H  | TB | 2B | 3B | HR | RBI | BB | SO | SB | OBP  | SLG  | ML.SER. |
|-----|-------------------|---|---|-----|-----|------------|-------------------|---------------|--------------|------|----|-----|----|----|----|----|----|----|-----|----|----|----|------|------|---------|
| 60  | Baddoo, Akil      | L | L | 6-1 | 210 | 8/16/1998  | Silver Spring, MD | Conyers, GA   |              |      |    |     |    |    |    |    |    |    |     |    |    |    |      |      |         |
| 41  | Gameron, Daz      | R | R | 6-2 | 185 | 1/15/1997  | McDonough, GA     | McDonough, GA | Detroit      | .193 | 17 | 57  | 4  | 11 | 15 | 2  | 1  | 0  | 3   | 2  | 19 | 1  | .220 | .263 | 0,053   |
| 8   | Grossman, Robbie  | S | L | 6-0 | 216 | 9/16/1989  | San Diego, CA     | Cypress, TX   | Oakland      | .241 | 51 | 166 | 23 | 40 | 80 | 12 | 2  | 8  | 23  | 21 | 38 | 8  | .344 | .482 | 6,060   |
| 54  | Hill, Derek       | R | R | 6-2 | 190 | 12/30/1995 | Des Moines, IA    | Lakeland, FL  | Detroit      | .091 | 15 | 11  | 3  | 1  | 1  | 0  | 0  | 0  | 0   | 1  | 6  | 0  | .167 | .091 | 0,072   |
| 21  | Jones, Jacoby     | R | R | 6-2 | 201 | 5/10/1992  | Chickasha, OK     | Richton, MS   | Detroit      | .268 | 30 | 97  | 19 | 26 | 50 | 9  | 0  | 5  | 14  | 7  | 34 | 1  | .333 | .515 | 3,125   |
| 15  | Mazara, Nomar     | L | L | 6-4 | 215 | 4/26/1995  | Santo Domingo, DR | Dallas, TX    | Chicago (AL) | .228 | 42 | 136 | 13 | 31 | 40 | 6  | 0  | 1  | 15  | 10 | 44 | 0  | .295 | .294 | 5,000   |
| 22  | Reyes, Victor     | S | R | 6-5 | 194 | 10/5/1994  | Barcelona, VZ     | Kissimmee, FL | Detroit      | .277 | 57 | 202 | 30 | 56 | 79 | 7  | 2  | 4  | 14  | 9  | 45 | 8  | .315 | .391 | 2,084   |
| 20  | Stewart, Christin | L | R | 6-0 | 220 | 12/10/1993 | Atlanta, GA       | Nashville, TN | Detroit      | .167 | 36 | 90  | 6  | 15 | 27 | 3  | 0  | 3  | 9   | 5  | 30 | 0  | .224 | .300 | 1,164   |

Did Not Play in 2020



# TIGERS NON-ROSTER INVITEES




2021 DETROIT TIGERS NON-ROSTER INVITEES

| NO. | PITCHERS (7)       | B | T | HT.  | WT. | BORN       | BIRTHPLACE        | RESIDENCE         | 2020 CLUB             | W-L  | ERA   | G   | CS | SHO | SV | IP   | H  | TBF | R   | ER | BB | SO | AVG  | MLSER. |        |
|-----|--------------------|---|---|------|-----|------------|-------------------|-------------------|-----------------------|------|-------|-----|----|-----|----|------|----|-----|-----|----|----|----|------|--------|--------|
| 76  | Hess, Zack         | R | R | 6-6  | 219 | 2/25/1997  | Lynchburg, VA     | Forrest, VA       | Pittsburgh            | 1-3  | 6.86  | 12  | 5  | 0   | 0  | 40.2 | 42 | 179 | 33  | 31 | 15 | 45 | .261 | 11.105 |        |
| 49  | Holland, Derek     | S | L | 6-2  | 215 | 10/9/1986  | Newark, OH        | Irving, TX        | Did Not Pitch in 2020 |      |       |     |    |     |    |      |    |     |     |    |    |    |      | 3.162  |        |
| 63  | Kroi, Ian          | L | L | 6-1  | 210 | 5/9/1991   | Hinsdale, IL      | Naperville, IL    | Did Not Pitch in 2020 |      |       |     |    |     |    |      |    |     |     |    |    |    |      |        |        |
| 84  | Moreno, Gerson     | R | R | 6-0  | 218 | 9/10/1995  | Yamasa, DR        | Yamasa, DR        | Did Not Pitch in 2020 |      |       |     |    |     |    |      |    |     |     |    |    |    |      |        |        |
| 76  | Perala, Willy      | R | R | 6-1  | 255 | 5/8/1989   | Samana, DR        | Santo Domingo, DR | Did Not Pitch in 2020 |      |       |     |    |     |    |      |    |     |     |    |    |    |      | 5.166  |        |
| 66  | Ramirez, Erasmo    | R | R | 6-0  | 220 | 5/2/1990   | Rivas, NI         | Rivas, NI         | New York (NL)         | 0-0  | 0.63  | 6   | 0  | 0   | 0  | 14.1 | 8  | 53  | 1   | 1  | 4  | 9  | .163 | 6.059  |        |
| 50  | Teheran, Julio     | R | R | 6-2  | 205 | 1/27/1991  | Cartagena, COL    | Cartagena, COL    | Los Angeles (AL)      | 0-4  | 10.05 | 10  | 9  | 0   | 0  | 31.1 | 39 | 104 | 35  | 35 | 16 | 20 | .305 | 8.062  |        |
| NO. | CATCHERS (3)       | B | T | HT.  | WT. | BORN       | BIRTHPLACE        | RESIDENCE         | 2020 CLUB             | AVG  | G     | AB  | R  | H   | TB | 2B   | 3B | HR  | RBI | BB | SO | SB | OBP  | SLG    | MLSER. |
| 79  | Dingler, Dillon    | R | R | 6-2  | 215 | 9/17/1998  | Massillon, OH     | Columbus, OH      | Did Not Play in 2020  |      |       |     |    |     |    |      |    |     |     |    |    |    |      |        |        |
| 64  | Garneau, Dustin    | R | R | 6-2  | 205 | 8/13/1987  | San Pedro, CA     | Orange, CA        | Houston               | .158 | 17    | 38  | 4  | 6   | 11 | 0    | 1  | 1   | 4   | 6  | 15 | 0  | .273 | .289   | 2.140  |
| 13  | Haase, Eric        | R | R | 5-10 | 210 | 12/18/1992 | Detroit, MI       | Livonia, MI       | Detroit               | .176 | 7     | 17  | 1  | 3   | 3  | 0    | 0  | 0   | 2   | 1  | 6  | 0  | .211 | .176   | 0.099  |
| NO. | INFELDERS (6)      | B | T | HT.  | WT. | BORN       | BIRTHPLACE        | RESIDENCE         | 2020 CLUB             | AVG  | G     | AB  | R  | H   | TB | 2B   | 3B | HR  | RBI | BB | SO | SB | OBP  | SLG    | MLSER. |
| 72  | Clemens, Kody      | L | R | 6-1  | 170 | 5/15/1996  | Houston, TX       | Houston, TX       | Did Not Play in 2020  |      |       |     |    |     |    |      |    |     |     |    |    |    |      |        |        |
| 4   | Garcia, Greg       | L | R | 6-0  | 200 | 8/8/1989   | El Cajon, CA      | Santee, CA        | San Diego             | .200 | 35    | 60  | 6  | 12  | 15 | 3    | 0  | 0   | 11  | 7  | 18 | 1  | .279 | .250   | 5.083  |
| 55  | Núñez, Renato      | R | R | 6-1  | 220 | 4/4/1994   | Valencia, VZ      | Valencia, VZ      | Baltimore             | .256 | 52    | 195 | 29 | 50  | 96 | 10   | 0  | 12  | 31  | 17 | 64 | 0  | .324 | .492   | 2.167  |
| 85  | Piñero, Daniel     | R | R | 6-5  | 210 | 5/2/1994   | Toronto, ON, CA   | Pt. Worth, TX     | Did Not Play in 2020  |      |       |     |    |     |    |      |    |     |     |    |    |    |      |        |        |
| 75  | Rodriguez, Aderlin | R | R | 6-2  | 243 | 11/18/1991 | Santo Domingo, DR | Santo Domingo, DR | Did Not Play in 2020  |      |       |     |    |     |    |      |    |     |     |    |    |    |      |        |        |
| 73  | Torleson, Spencer  | R | R | 6-1  | 220 | 8/26/1999  | Petaluma, CA      | Scottsdale, AZ    | Did Not Play in 2020  |      |       |     |    |     |    |      |    |     |     |    |    |    |      |        |        |
| NO. | OUTFIELDERS (3)    | B | T | HT.  | WT. | BORN       | BIRTHPLACE        | RESIDENCE         | 2020 CLUB             | AVG  | G     | AB  | R  | H   | TB | 2B   | 3B | HR  | RBI | BB | SO | SB | OBP  | SLG    | MLSER. |
| 31  | Greene, Riley      | L | L | 6-3  | 200 | 9/28/2000  | Orlando, FL       | Oviedo, FL        | Did Not Play in 2020  |      |       |     |    |     |    |      |    |     |     |    |    |    |      |        |        |
| 74  | Robson, Jacob      | L | R | 5-10 | 182 | 11/20/1994 | London, ON, CA    | Davenport, FL     | Did Not Play in 2020  |      |       |     |    |     |    |      |    |     |     |    |    |    |      |        |        |
| 80  | Woodrow, Danny     | L | R | 5-10 | 155 | 1/26/1995  | Chicago, IL       | Wilmette, IL      | Did Not Play in 2020  |      |       |     |    |     |    |      |    |     |     |    |    |    |      |        |        |

---

# HISTORY & RECORDS

---







# TIGERS YEAR-BY-YEAR RESULTS

## IN THE NATIONAL LEAGUE

The first Major League Detroit franchise, at the time known as the Wolverines, was a member of the National League from 1881 through 1888.

The 1887 Wolverines, led by Hall-of-Famer Dan Brouthers, won the franchise's only National League pennant by three and one-half games over the Philadelphia Phillies. They subsequently engaged the St. Louis Browns, champions of the American Association, in the longest World Series ever: Detroit won 10 of the 15 series games, which were played in 10 different cities over a 16-day period.

Detroit dropped out of the Major Leagues after the 1888 season, returning as a charter member of the American League in 1901.

| Year | Pos | W-L   | Pct  | GA/GB | Manager        |
|------|-----|-------|------|-------|----------------|
| 1881 | 4   | 41-43 | .488 | 15    | Frank Bancroft |
| 1882 | 6   | 42-41 | .506 | 12.5  | Frank Bancroft |
| 1883 | 7   | 40-58 | .408 | 23    | Jack Chapman   |
| 1884 | 8   | 28-84 | .250 | 56    | Jack Chapman   |

| Year        | Pos      | W-L          | Pct         | GA/GB      | Manager                     |
|-------------|----------|--------------|-------------|------------|-----------------------------|
| 1885        | 6        | 41-67        | .380        | 44         | Charlie Morton/Bill Watkins |
| 1886        | 2        | 87-36        | .707        | 2.5        | Bill Watkins                |
| <b>1887</b> | <b>1</b> | <b>79-45</b> | <b>.637</b> | <b>3.5</b> | <b>Bill Watkins</b>         |
| 1888        | 5        | 68-83        | .519        | 16         | Bill Watkins/Bob Leadly     |

## ALL-TIME HOME RECORDS

## (5078-4230 OVERALL)

| Year        | W         | L         | Pct.        | Year | W  | L  | Pct. | Year | W  | L  | Pct. | Year | W  | L  | Pct. |
|-------------|-----------|-----------|-------------|------|----|----|------|------|----|----|------|------|----|----|------|
| 1901        | 42        | 27        | .609        | 1925 | 43 | 34 | .558 | 1949 | 50 | 27 | .649 | 1973 | 47 | 34 | .580 |
| 1902        | 34        | 33        | .507        | 1926 | 39 | 41 | .488 | 1950 | 50 | 30 | .625 | 1974 | 36 | 45 | .444 |
| 1903        | 37        | 28        | .569        | 1927 | 44 | 32 | .579 | 1951 | 36 | 41 | .468 | 1975 | 31 | 49 | .388 |
| 1904        | 34        | 40        | .459        | 1928 | 36 | 41 | .468 | 1952 | 32 | 45 | .416 | 1976 | 36 | 44 | .450 |
| 1905        | 45        | 30        | .600        | 1929 | 38 | 39 | .494 | 1953 | 30 | 47 | .390 | 1977 | 39 | 42 | .481 |
| 1906        | 42        | 34        | .553        | 1930 | 45 | 33 | .577 | 1954 | 35 | 42 | .455 | 1978 | 47 | 34 | .580 |
| 1907        | 50        | 27        | .649        | 1931 | 36 | 41 | .468 | 1955 | 46 | 31 | .597 | 1979 | 46 | 34 | .575 |
| 1908        | 44        | 33        | .571        | 1932 | 42 | 34 | .553 | 1956 | 37 | 40 | .481 | 1980 | 43 | 38 | .531 |
| <b>1909</b> | <b>57</b> | <b>19</b> | <b>.750</b> | 1933 | 43 | 35 | .551 | 1957 | 45 | 32 | .584 | 1981 | 32 | 23 | .582 |
| 1910        | 46        | 31        | .597        | 1934 | 54 | 26 | .675 | 1958 | 43 | 34 | .558 | 1982 | 47 | 34 | .580 |
| 1911        | 51        | 25        | .671        | 1935 | 53 | 25 | .679 | 1959 | 41 | 36 | .532 | 1983 | 48 | 33 | .593 |
| 1912        | 37        | 39        | .487        | 1936 | 44 | 33 | .571 | 1960 | 40 | 37 | .519 | 1984 | 53 | 29 | .646 |
| 1913        | 34        | 42        | .447        | 1937 | 49 | 28 | .636 | 1961 | 50 | 31 | .617 | 1985 | 44 | 37 | .543 |
| 1914        | 42        | 35        | .545        | 1938 | 48 | 31 | .608 | 1962 | 49 | 33 | .598 | 1986 | 49 | 32 | .605 |
| 1915        | 51        | 26        | .662        | 1939 | 42 | 35 | .545 | 1963 | 47 | 34 | .580 | 1987 | 54 | 27 | .667 |
| 1916        | 49        | 28        | .636        | 1940 | 50 | 29 | .633 | 1964 | 46 | 35 | .568 | 1988 | 50 | 31 | .617 |
| 1917        | 34        | 41        | .453        | 1941 | 43 | 34 | .558 | 1965 | 47 | 34 | .580 | 1989 | 38 | 43 | .469 |
| 1918        | 28        | 29        | .491        | 1942 | 43 | 34 | .558 | 1966 | 42 | 39 | .519 | 1990 | 39 | 42 | .481 |
| 1919        | 46        | 24        | .657        | 1943 | 45 | 32 | .584 | 1967 | 52 | 29 | .642 | 1991 | 49 | 32 | .605 |
| 1920        | 32        | 46        | .410        | 1944 | 43 | 34 | .558 | 1968 | 56 | 25 | .691 | 1992 | 38 | 42 | .475 |
| 1921        | 37        | 40        | .481        | 1945 | 50 | 26 | .658 | 1969 | 46 | 35 | .568 | 1993 | 44 | 37 | .543 |
| 1922        | 43        | 34        | .558        | 1946 | 48 | 30 | .615 | 1970 | 42 | 39 | .519 | 1994 | 34 | 24 | .586 |
| 1923        | 45        | 32        | .584        | 1947 | 46 | 31 | .597 | 1971 | 54 | 27 | .667 | 1995 | 35 | 37 | .486 |
| 1924        | 45        | 33        | .577        | 1948 | 39 | 38 | .506 | 1972 | 44 | 34 | .564 | 1996 | 27 | 54 | .333 |

## ALL-TIME ROAD RECORDS

## (4291-4996 OVERALL)

| Year | W  | L  | Pct. | Year | W  | L  | Pct. | Year        | W         | L         | Pct.        | Year        | W         | L         | Pct.        |
|------|----|----|------|------|----|----|------|-------------|-----------|-----------|-------------|-------------|-----------|-----------|-------------|
| 1901 | 32 | 34 | .485 | 1925 | 38 | 39 | .494 | 1949        | 37        | 40        | .481        | 1973        | 38        | 43        | .469        |
| 1902 | 18 | 50 | .265 | 1926 | 40 | 34 | .541 | 1950        | 45        | 29        | .608        | 1974        | 36        | 45        | .444        |
| 1903 | 28 | 43 | .394 | 1927 | 38 | 39 | .494 | 1951        | 37        | 40        | .481        | 1975        | 26        | 53        | .329        |
| 1904 | 28 | 50 | .359 | 1928 | 32 | 45 | .416 | <b>1952</b> | <b>18</b> | <b>59</b> | <b>.234</b> | 1976        | 38        | 43        | .469        |
| 1905 | 34 | 44 | .436 | 1929 | 32 | 45 | .416 | 1953        | 30        | 47        | .390        | 1977        | 35        | 46        | .432        |
| 1906 | 29 | 44 | .397 | 1930 | 30 | 46 | .395 | 1954        | 33        | 44        | .429        | 1978        | 39        | 42        | .481        |
| 1907 | 42 | 31 | .575 | 1931 | 25 | 52 | .325 | 1955        | 33        | 44        | .429        | 1979        | 39        | 42        | .481        |
| 1908 | 46 | 30 | .605 | 1932 | 34 | 41 | .453 | 1956        | 45        | 32        | .584        | 1980        | 41        | 40        | .506        |
| 1909 | 41 | 35 | .539 | 1933 | 32 | 44 | .421 | 1957        | 33        | 44        | .429        | 1981        | 28        | 26        | .519        |
| 1910 | 40 | 37 | .519 | 1934 | 47 | 27 | .635 | 1958        | 34        | 43        | .442        | 1982        | 36        | 45        | .444        |
| 1911 | 38 | 40 | .487 | 1935 | 40 | 33 | .548 | 1959        | 35        | 42        | .452        | 1983        | 44        | 37        | .543        |
| 1912 | 32 | 45 | .416 | 1936 | 39 | 38 | .506 | 1960        | 31        | 46        | .403        | <b>1984</b> | <b>51</b> | <b>29</b> | <b>.638</b> |
| 1913 | 32 | 45 | .416 | 1937 | 40 | 37 | .519 | 1961        | 51        | 30        | .630        | 1985        | 40        | 40        | .500        |
| 1914 | 38 | 38 | .500 | 1938 | 36 | 39 | .480 | 1962        | 36        | 43        | .456        | 1986        | 38        | 43        | .469        |
| 1915 | 49 | 28 | .636 | 1939 | 39 | 38 | .506 | 1963        | 32        | 49        | .395        | 1987        | 44        | 37        | .543        |
| 1916 | 38 | 39 | .494 | 1940 | 40 | 35 | .533 | 1964        | 39        | 42        | .481        | 1988        | 38        | 43        | .469        |
| 1917 | 44 | 34 | .564 | 1941 | 32 | 45 | .416 | 1965        | 42        | 39        | .519        | 1989        | 21        | 60        | .259        |
| 1918 | 27 | 42 | .391 | 1942 | 30 | 47 | .390 | 1966        | 46        | 35        | .568        | 1990        | 40        | 41        | .494        |
| 1919 | 34 | 36 | .486 | 1943 | 33 | 44 | .429 | 1967        | 39        | 42        | .481        | 1991        | 35        | 46        | .432        |
| 1920 | 29 | 47 | .382 | 1944 | 45 | 32 | .584 | 1968        | 47        | 34        | .580        | 1992        | 37        | 45        | .451        |
| 1921 | 34 | 42 | .447 | 1945 | 38 | 39 | .494 | 1969        | 44        | 37        | .543        | 1993        | 41        | 40        | .506        |
| 1922 | 36 | 41 | .468 | 1946 | 44 | 32 | .579 | 1970        | 37        | 44        | .457        | 1994        | 19        | 38        | .333        |
| 1923 | 38 | 39 | .494 | 1947 | 39 | 38 | .506 | 1971        | 37        | 44        | .457        | 1995        | 25        | 47        | .347        |
| 1924 | 41 | 35 | .539 | 1948 | 39 | 38 | .506 | 1972        | 42        | 36        | .538        | 1996        | 26        | 55        | .321        |









# TIGERS YEAR-BY-YEAR STATISTICS

| Year | W-L    | ERA  | G   | CG | SHO | SV | IP     | H    | R    | ER   | HR  | HB | BB  | SO   |
|------|--------|------|-----|----|-----|----|--------|------|------|------|-----|----|-----|------|
| 1950 | 95-59  | 4.12 | 154 | 72 | 9   | 20 | 1407.1 | 1444 | 713  | 645  | 141 | 31 | 553 | 576  |
| 1951 | 73-81  | 4.29 | 154 | 51 | 8   | 17 | 1384.0 | 1385 | 741  | 660  | 102 | 40 | 602 | 597  |
| 1952 | 50-104 | 4.25 | 154 | 51 | 10  | 14 | 1388.1 | 1394 | 738  | 656  | 111 | 25 | 591 | 702  |
| 1953 | 60-94  | 5.25 | 154 | 50 | 2   | 16 | 1415.0 | 1633 | 923  | 826  | 154 | 41 | 585 | 645  |
| 1954 | 68-86  | 3.81 | 154 | 58 | 13  | 13 | 1383.0 | 1375 | 664  | 585  | 138 | 38 | 506 | 603  |
| 1955 | 79-75  | 3.79 | 154 | 66 | 16  | 12 | 1380.1 | 1381 | 658  | 582  | 126 | 32 | 517 | 629  |
| 1956 | 82-72  | 4.06 | 154 | 62 | 10  | 15 | 1379.0 | 1389 | 699  | 622  | 140 | 44 | 655 | 788  |
| 1957 | 78-76  | 3.56 | 154 | 52 | 9   | 21 | 1417.2 | 1330 | 614  | 560  | 147 | 43 | 505 | 756  |
| 1958 | 77-77  | 3.59 | 154 | 59 | 8   | 19 | 1357.1 | 1294 | 606  | 542  | 133 | 42 | 437 | 797  |
| 1959 | 76-78  | 4.20 | 154 | 53 | 9   | 24 | 1360.0 | 1327 | 732  | 635  | 177 | 45 | 432 | 829  |
| 1960 | 71-83  | 3.64 | 154 | 40 | 7   | 25 | 1405.2 | 1336 | 644  | 568  | 141 | 47 | 474 | 824  |
| 1961 | 101-61 | 3.55 | 162 | 62 | 12  | 30 | 1459.1 | 1404 | 671  | 575  | 170 | 29 | 469 | 836  |
| 1962 | 85-76  | 3.81 | 161 | 46 | 8   | 35 | 1443.2 | 1452 | 692  | 611  | 169 | 32 | 503 | 873  |
| 1963 | 79-83  | 3.90 | 162 | 42 | 7   | 28 | 1456.1 | 1407 | 703  | 631  | 195 | 48 | 477 | 930  |
| 1964 | 85-77  | 3.84 | 162 | 35 | 11  | 35 | 1453.0 | 1343 | 678  | 620  | 164 | 53 | 536 | 993  |
| 1965 | 89-73  | 3.35 | 162 | 45 | 14  | 31 | 1455.0 | 1283 | 602  | 542  | 137 | 47 | 509 | 1069 |
| 1966 | 88-74  | 3.85 | 162 | 36 | 11  | 38 | 1454.1 | 1356 | 698  | 622  | 185 | 42 | 520 | 1026 |
| 1967 | 91-71  | 3.32 | 162 | 46 | 17  | 40 | 1443.2 | 1230 | 587  | 532  | 151 | 37 | 472 | 1038 |
| 1968 | 103-59 | 2.71 | 162 | 59 | 19  | 29 | 1489.2 | 1180 | 492  | 449  | 129 | 32 | 486 | 1115 |
| 1969 | 90-72  | 3.31 | 162 | 55 | 20  | 28 | 1455.1 | 1250 | 601  | 536  | 128 | 34 | 586 | 1032 |
| 1970 | 79-83  | 4.09 | 162 | 33 | 9   | 39 | 1447.1 | 1443 | 731  | 658  | 153 | 35 | 623 | 1045 |
| 1971 | 91-71  | 3.63 | 162 | 53 | 11  | 32 | 1468.1 | 1355 | 645  | 593  | 126 | 49 | 609 | 1000 |
| 1972 | 86-70  | 2.96 | 156 | 46 | 11  | 33 | 1388.1 | 1212 | 514  | 457  | 101 | 47 | 465 | 952  |
| 1973 | 85-77  | 3.90 | 162 | 39 | 11  | 46 | 1447.2 | 1468 | 674  | 627  | 154 | 30 | 493 | 911  |
| 1974 | 72-90  | 4.16 | 162 | 54 | 7   | 15 | 1455.2 | 1443 | 768  | 673  | 148 | 36 | 621 | 869  |
| 1975 | 57-102 | 4.27 | 159 | 52 | 10  | 17 | 1396.0 | 1496 | 786  | 663  | 137 | 30 | 533 | 787  |
| 1976 | 74-87  | 3.87 | 161 | 55 | 12  | 20 | 1431.1 | 1426 | 709  | 616  | 101 | 30 | 550 | 738  |
| 1977 | 74-88  | 4.13 | 162 | 44 | 3   | 23 | 1457.0 | 1526 | 751  | 669  | 162 | 23 | 470 | 784  |
| 1978 | 86-76  | 3.64 | 162 | 60 | 12  | 21 | 1455.2 | 1441 | 653  | 589  | 135 | 36 | 503 | 684  |
| 1979 | 84-76  | 4.27 | 161 | 25 | 5   | 37 | 1423.1 | 1429 | 738  | 676  | 167 | 48 | 547 | 802  |
| 1980 | 84-78  | 4.25 | 162 | 40 | 9   | 30 | 1467.1 | 1505 | 757  | 693  | 152 | 27 | 558 | 741  |
| 1981 | 60-49  | 3.53 | 109 | 33 | 13  | 22 | 969.1  | 840  | 404  | 380  | 83  | 27 | 373 | 476  |
| 1982 | 83-79  | 3.80 | 162 | 45 | 5   | 27 | 1451.0 | 1371 | 685  | 613  | 172 | 23 | 554 | 740  |
| 1983 | 92-70  | 3.80 | 162 | 42 | 9   | 28 | 1451.0 | 1318 | 679  | 613  | 170 | 29 | 522 | 875  |
| 1984 | 104-58 | 3.49 | 162 | 19 | 8   | 51 | 1464.0 | 1358 | 643  | 568  | 130 | 30 | 489 | 914  |
| 1985 | 84-77  | 3.78 | 161 | 31 | 11  | 40 | 1456.0 | 1313 | 688  | 612  | 141 | 23 | 556 | 943  |
| 1986 | 87-75  | 4.02 | 162 | 33 | 12  | 38 | 1443.2 | 1374 | 714  | 645  | 183 | 30 | 571 | 880  |
| 1987 | 98-64  | 4.02 | 162 | 33 | 10  | 31 | 1456.0 | 1430 | 735  | 651  | 180 | 33 | 563 | 976  |
| 1988 | 88-74  | 3.71 | 162 | 34 | 8   | 36 | 1445.2 | 1361 | 658  | 596  | 150 | 32 | 497 | 890  |
| 1989 | 59-103 | 4.53 | 162 | 24 | 4   | 26 | 1427.1 | 1514 | 816  | 719  | 150 | 43 | 652 | 831  |
| 1990 | 79-83  | 4.39 | 162 | 15 | 12  | 45 | 1430.1 | 1401 | 754  | 697  | 154 | 45 | 661 | 856  |
| 1991 | 84-78  | 4.51 | 162 | 18 | 8   | 38 | 1450.1 | 1570 | 794  | 726  | 148 | 24 | 593 | 739  |
| 1992 | 75-87  | 4.60 | 162 | 10 | 4   | 36 | 1435.2 | 1534 | 794  | 736  | 155 | 29 | 564 | 693  |
| 1993 | 85-77  | 4.65 | 162 | 11 | 7   | 36 | 1436.2 | 1547 | 837  | 742  | 188 | 48 | 542 | 828  |
| 1994 | 53-62  | 5.38 | 115 | 15 | 1   | 20 | 1018.0 | 1139 | 671  | 609  | 148 | 25 | 449 | 560  |
| 1995 | 60-84  | 5.49 | 144 | 5  | 3   | 38 | 1275.0 | 1509 | 844  | 778  | 170 | 45 | 536 | 729  |
| 1996 | 53-109 | 6.38 | 162 | 10 | 4   | 22 | 1432.2 | 1699 | 1103 | 1015 | 241 | 80 | 784 | 957  |
| 1997 | 79-83  | 4.56 | 162 | 13 | 8   | 42 | 1445.2 | 1476 | 790  | 732  | 178 | 43 | 552 | 982  |
| 1998 | 65-97  | 4.93 | 162 | 9  | 4   | 32 | 1446.1 | 1551 | 863  | 792  | 185 | 40 | 595 | 947  |
| 1999 | 69-92  | 5.17 | 161 | 4  | 6   | 33 | 1421.0 | 1528 | 882  | 817  | 209 | 70 | 583 | 976  |
| 2000 | 79-83  | 4.71 | 162 | 6  | 6   | 44 | 1443.1 | 1583 | 827  | 755  | 177 | 47 | 496 | 978  |
| 2001 | 66-96  | 5.01 | 162 | 16 | 2   | 34 | 1429.1 | 1624 | 876  | 795  | 180 | 73 | 553 | 859  |
| 2002 | 55-106 | 4.92 | 161 | 11 | 7   | 33 | 1414.0 | 1593 | 864  | 773  | 163 | 62 | 463 | 794  |
| 2003 | 43-119 | 5.30 | 162 | 3  | 5   | 27 | 1438.2 | 1616 | 928  | 847  | 195 | 56 | 557 | 764  |
| 2004 | 72-90  | 4.93 | 162 | 7  | 9   | 35 | 1439.2 | 1542 | 844  | 788  | 190 | 54 | 530 | 995  |
| 2005 | 71-91  | 4.51 | 162 | 7  | 2   | 37 | 1435.2 | 1504 | 787  | 719  | 193 | 51 | 461 | 907  |
| 2006 | 95-67  | 3.84 | 162 | 3  | 16  | 46 | 1448.0 | 1420 | 675  | 618  | 160 | 53 | 489 | 1003 |
| 2007 | 88-74  | 4.57 | 162 | 1  | 9   | 44 | 1447.1 | 1498 | 797  | 735  | 174 | 68 | 566 | 1047 |
| 2008 | 74-88  | 4.90 | 162 | 1  | 2   | 34 | 1445.0 | 1541 | 857  | 786  | 172 | 68 | 644 | 991  |
| 2009 | 86-77  | 4.29 | 163 | 4  | 9   | 42 | 1447.0 | 1449 | 745  | 690  | 182 | 41 | 594 | 1102 |
| 2010 | 81-81  | 4.30 | 162 | 6  | 5   | 32 | 1444.1 | 1445 | 743  | 690  | 142 | 65 | 537 | 1056 |
| 2011 | 95-67  | 4.04 | 162 | 4  | 14  | 52 | 1440.0 | 1406 | 711  | 647  | 149 | 52 | 492 | 1115 |
| 2012 | 88-74  | 3.75 | 162 | 9  | 8   | 40 | 1430.2 | 1409 | 670  | 596  | 151 | 42 | 438 | 1318 |
| 2013 | 93-69  | 3.61 | 162 | 3  | 12  | 39 | 1462.2 | 1369 | 624  | 587  | 128 | 42 | 462 | 1428 |
| 2014 | 90-72  | 4.01 | 162 | 5  | 8   | 41 | 1454.0 | 1475 | 705  | 648  | 127 | 42 | 462 | 1244 |
| 2015 | 74-87  | 4.64 | 161 | 7  | 12  | 35 | 1447.0 | 1491 | 803  | 746  | 193 | 46 | 489 | 1100 |
| 2016 | 86-75  | 4.24 | 161 | 3  | 8   | 47 | 1428.0 | 1417 | 721  | 672  | 182 | 51 | 462 | 1232 |
| 2017 | 64-98  | 5.36 | 162 | 2  | 4   | 32 | 1420.1 | 1587 | 894  | 846  | 218 | 61 | 538 | 1202 |
| 2018 | 64-98  | 4.59 | 162 | 0  | 2   | 37 | 1425.1 | 1423 | 796  | 727  | 216 | 60 | 491 | 1215 |
| 2019 | 47-114 | 5.24 | 161 | 0  | 3   | 31 | 1433.0 | 1555 | 915  | 835  | 250 | 69 | 536 | 1368 |
| 2020 | 23-35  | 5.63 | 58  | 1  | 1   | 11 | 492.1  | 511  | 318  | 308  | 91  | 34 | 192 | 444  |



# YEARLY TIGERS LEADERS



## BATTING

| Year | Batting Average | Runs Scored    | Hits           | Doubles       | Triples      | Home Runs                              |
|------|-----------------|----------------|----------------|---------------|--------------|----------------------------------------|
| 1901 | Elberfeld .308  | Barrett 110    | Barrett 159    | Holmes 28     | Gleason 12   | Barrett 4<br>Holmes 4                  |
| 1902 | Barrett .303    | Barrett 93     | Barrett 154    | Barrett 19    | Harley 8     | Barrett 4<br>Crawford 4                |
| 1903 | Crawford .332   | Barrett 95     | Crawford 181   | Carr 23       | Crawford *25 | Crawford 4                             |
| 1904 | Barrett .268    | Barrett 83     | Barrett 167    | Crawford 22   | Crawford 16  | Crawford 2<br>Hickman 2<br>McIntyre 2  |
| 1905 | Crawford .297   | Crawford 73    | Crawford 171   | Crawford 38   | Crawford 10  | Crawford 6<br>Coughlin 2<br>Crawford 2 |
| 1906 | Crawford .295   | Crawford 65    | Crawford 166   | Crawford 25   | Crawford 16  | O'Leary 2<br>Schaefer 2<br>Cobb 5      |
| 1907 | Cobb *.350      | Crawford *102  | Cobb *212      | Crawford 34   | Crawford 17  | Cobb *7                                |
| 1908 | Cobb *.324      | McIntyre *105  | Cobb *188      | Cobb *36      | Cobb *20     | Crawford *9                            |
| 1909 | Cobb *.377      | Cobb *116      | Cobb *216      | Crawford *35  | Crawford 14  | Cobb *9                                |
| 1910 | Cobb *.385      | Cobb *106      | Cobb 196       | Cobb 36       | Crawford *19 | Cobb 8                                 |
| 1911 | Cobb *.420      | Cobb *147      | Cobb *248      | Cobb *47      | Cobb *24     | Cobb 8                                 |
| 1912 | Cobb *.410      | Cobb 119       | Cobb *227      | Cobb 30       | Crawford 23  | Cobb 7                                 |
| 1913 | Cobb *.390      | Bush 98        | Crawford 193   | Crawford 32   | Crawford *23 | Crawford 9                             |
| 1914 | Cobb *.368      | Bush 97        | Crawford 183   | Burns 22      | Crawford *26 | Crawford 8                             |
| 1915 | Cobb *.369      | Cobb *144      | Cobb *208      | Veach *40     | Crawford *19 | Burns 5                                |
| 1916 | Cobb .371       | Cobb *113      | Cobb 201       | Veach 33      | Veach 15     | Cobb 5                                 |
| 1917 | Cobb *.383      | Bush *112      | Cobb *225      | Cobb *44      | Cobb *23     | Veach 8                                |
| 1918 | Cobb *.382      | Cobb 83        | Cobb 161       | Veach 21      | Cobb *14     | Heilmann 5                             |
| 1919 | Cobb *.384      | Cobb 92        | Cobb ^191      | Veach *45     | Veach *17    | Heilmann 8                             |
| 1920 | Cobb .334       | Veach 92       | Veach 188      | Veach 39      | Veach 15     | Veach 11                               |
| 1921 | Heilmann *.394  | Cobb 124       | Heilmann *237  | Heilmann 43   | Cobb 16      | Heilmann 19                            |
| 1922 | Cobb .401       | Blue 131       | Cobb 211       | Cobb 42       | Cobb 16      | Heilmann 21                            |
| 1923 | Heilmann *.403  | Heilmann 121   | Heilmann 211   | Heilmann 44   | Heilmann 11  | Heilmann 18                            |
| 1924 | Heilmann .346   | Cobb 115       | Cobb 211       | Heilmann ^45  | Heilmann 16  | Heilmann 10                            |
| 1925 | Heilmann *.393  | Wingo 104      | Heilmann 225   | Heilmann 40   | Cobb 12      | Heilmann 13                            |
| 1926 | Manush *.378    | Manush 95      | Manush 188     | Heilmann 41   | Gehring 17   | Manush 14                              |
| 1927 | Heilmann *.398  | Gehring 110    | Heilmann 201   | Heilmann 50   | Manush 18    | Heilmann 14                            |
| 1928 | Heilmann .328   | Gehring 108    | Gehring 193    | Heilmann 38   | Gehring 16   | Heilmann 14                            |
| 1929 | Heilmann .344   | Gehring *131   | Alexander ^215 | Gehring ^45   | Gehring *19  | Alexander 25                           |
| 1930 | Gehring .330    | Gehring 144    | Gehring 201    | Gehring 47    | Gehring 15   | Alexander 20                           |
| 1931 | Stone .327      | Johnson 107    | Stone 191      | Alexander 47  | Johnson *19  | Stone 10                               |
| 1932 | Walker .323     | Gehring 112    | Gehring 184    | Gehring 44    | Davis *13    | Gehring 19                             |
| 1933 | Gehring .325    | Gehring 103    | Gehring 204    | Gehring 42    | Fox 13       | Gehring 12                             |
| 1934 | Gehring .356    | Gehring *134   | Gehring *214   | Greenberg *63 | Owen 9       | Greenberg 26                           |
| 1935 | Gehring .330    | Gehring 123    | Greenberg 203  | Greenberg 46  | Greenberg 16 | Greenberg ^36                          |
| 1936 | Gehring .354    | Gehring 144    | Gehring 227    | Gehring *60   | Gehring 12   | Goslin 24                              |
| 1937 | Gehring *.371   | Greenberg 137  | Walker 213     | Greenberg 49  | Greenberg 14 | Greenberg 40                           |
| 1938 | Greenberg .315  | Greenberg *144 | Fox 186        | Fox 35        | Fox 14       | Greenberg *58                          |
| 1939 | Gehring *.325   | McCosky 120    | McCosky 190    | Greenberg 42  | McCosky 10   | Greenberg 33                           |
| 1940 | Greenberg .340  | Greenberg 129  | McCosky ^200   | Greenberg *50 | McCosky *19  | Greenberg *41                          |
| 1941 | McCosky .324    | York 91        | Higgins 161    | York 29       | Campbell 10  | York 27                                |
| 1942 | McCosky .293    | York 81        | McCosky 176    | Higgins 34    | McCosky 11   | York 21                                |
| 1943 | Wakefield .316  | Wakefield 91   | Wakefield *200 | Wakefield *38 | York 11      | York *34                               |
| 1944 | Higgins .297    | Higgins 79     | Cramer 169     | Higgins 32    | Cramer 9     | York 18                                |
| 1945 | Mayo .285       | Cullenbine 80  | York 157       | Cullenbine 27 | Cramer 9     | Cullenbine 18                          |
| 1946 | Kell .327       | Lake 105       | Lake 149       | Greenberg 29  | Kell 9       | Greenberg *44                          |
| 1947 | Kell .320       | Lake 96        | Kell 188       | Kell 29       | Lake 6       | Cullenbine 24                          |
| 1948 | Evers .314      | Mullin 91      | Evers 169      | Evers 33      | Mullin 11    | Mullin 23                              |
| 1949 | Kell *.343      | Kell 97        | Wertz 185      | Kell 38       | Kell 9       | Wertz 20                               |
| 1950 | Kell .340       | Kell 114       | Kell *218      | Kell *56      | Evers ^11    | Wertz 27                               |
| 1951 | Kell .319       | Kell 92        | Kell *191      | Kell ^36      | Mullin 6     | Wertz 27                               |
| 1952 | Groth .284      | Dropo 56       | Groth 149      | Priddy 23     | Mullin 5     | Dropo 23                               |
| 1953 | Kuenn .308      | Kuenn 94       | Kuenn *209     | Kuenn 33      | Kuenn 7      | Boone 22                               |
| 1954 | Kuenn .306      | Kuenn 81       | Kuenn ^201     | Kuenn 28      | Tuttle 11    | Boone 20                               |
| 1955 | Kaline *.340    | Kaline 121     | Kaline *200    | Kuenn *38     | Kaline 8     | Kaline 27                              |
| 1956 | Kuenn .332      | Kaline 96      | Kuenn *196     | Kaline 32     | Kaline 10    | Maxwell 28                             |
| 1957 | Kaline .295     | Maxwell 83     | Kuenn 173      | Kuenn 30      | Bolling 6    | Maxwell 24                             |
| 1958 | Kuenn .319      | Bolling 91     | Kuenn 179      | Kuenn *39     | Harris 8     | Harris 20                              |
| 1959 | Kuenn .353      | Yost *115      | Kuenn *198     | Kuenn *42     | Kuenn 7      | Maxwell 31                             |
| 1960 | Kaline .278     | Yost 78        | Kaline 153     | Kaline 29     | Maxwell 5    | Colavito 35                            |
| 1961 | Cash *.361      | Colavito 129   | Cash *193      | Kaline *41    | Wood *14     | Colavito 45                            |
| 1962 | Bruton .278     | Cash 94        | Colavito 164   | Colavito 30   | Kaline 6     | Cash 39                                |

HISTORY & RECORDS



# YEARLY TIGERS LEADERS

| Year | Batting Average  | Runs Scored         | Hits            | Doubles          | Triples         | Home Runs        |
|------|------------------|---------------------|-----------------|------------------|-----------------|------------------|
| 1963 | Kaline .312      | Colavito 91         | Kaline 172      | Colavito 29      | Bruton 8        | Kaline 27        |
| 1964 | Freehan .300     | McAuliffe 85        | Lumpe 160       | Kaline 31        | Freehan 8       | McAuliffe 24     |
| 1965 | Horton .273      | Wert 81             | Wert 159        | Cash 23          | McAuliffe 6     | Cash 30          |
| 1966 | Kaline .288      | Cash 98             | Cash 168        | Kaline 29        | McAuliffe 8     | Cash 32          |
| 1967 | Kaline .308      | Kaline 94           | Freehan 146     | Kaline 28        | McAuliffe 7     | Kaline 25        |
| 1968 | Horton .285      | McAuliffe *95       | Northrup 153    | Northrup 29      | McAuliffe 10    | Horton 36        |
| 1969 | Northrup .295    | Cash 81             | Northrup 160    | Northrup 31      | McAuliffe 5     | Horton 28        |
| 1970 | Kaline .278      | Stanley 83          | Stanley 143     | Kaline 24        | Stanley 11      | Northrup 24      |
| 1971 | Kaline .294      | Cash 72             | Rodriguez 153   | Rodriguez 30     | Rodriguez 7     | Cash 32          |
| 1972 | Northrup .261    | Rodriguez 65        | Rodriguez 142   | Rodriguez 23     | Stanley 6       | Cash 22          |
| 1973 | Stanley .244     | Stanley 81          | Stanley 147     | Rodriguez 27     | Northrup 7      | Cash 19          |
| 1974 | Freehan .297     | Kaline 71           | Sutherland 157  | Kaline 28        | Freehan 5       | Freehan 18       |
| 1975 | Horton .275      | LeFlore 66          | Horton 169      | Rodriguez 20     | LeFlore 6       | Horton 25        |
| 1976 | LeFlore .316     | LeFlore 93          | Staub 176       | Staub 28         | LeFlore 8       | Thompson 17      |
| 1977 | LeFlore .325     | LeFlore 100         | LeFlore 212     | Staub 34         | Fuentes 10      | Thompson 31      |
| 1978 | LeFlore .297     | LeFlore *126        | LeFlore 198     | LeFlore 30       | Whitaker 7      | Thompson 26      |
| 1979 | Kemp .318        | LeFlore 110         | LeFlore 180     | Staub 30         | LeFlore 10      | Kemp 26          |
| 1980 | Trammell .300    | Trammell 107        | Trammell 168    | Parrish 34       | Brookens 9      | Parrish 24       |
| 1981 | Kemp .277        | Kemp 52             | Kemp 103        | Kemp 18          | Cowens 4        | Parrish 10       |
| 1982 | Herndon .292     | Herndon 92          | Herndon 179     | Trammell 34      | Whitaker 4      | Parrish 32       |
| 1983 | Whitaker .320    | Whitaker 94         | Whitaker 206    | Parrish 42       | Gibson 13       | Parrish 27       |
| 1984 | Trammell .314    | Gibson 92           | Trammell 174    | Lemon 34         | Gibson 10       | Parrish 33       |
| 1985 | Gibson .287      | Whitaker 102        | Whitaker 170    | Gibson 37        | Whitaker 8      | Evans *40        |
| 1986 | Trammell .277    | Trammell 107        | Trammell 159    | Trammell 33      | Trammell 7      | Evans 29         |
| 1987 | Trammell .343    | Whitaker 110        | Trammell 205    | Whitaker 38      | Whitaker 6      | Evans 34         |
| 1988 | Trammell .311    | Trammell 73         | Trammell 145    | Lemon 29         | Brookens 5      | Evans 22         |
| 1989 | Pettis .257      | Pettis 77           | Whitaker 128    | Whitaker 21      | Sheridan 5      | Whitaker 28      |
| 1990 | Trammell .304    | Felder 104          | Trammell 170    | Trammell 37      | Moseby 5        | Felder *51       |
| 1991 | Phillips .284    | Felder 102          | Felder 163      | Fryman 36        | Phillips 7      | Felder ^44       |
| 1992 | Whitaker .278    | Phillips *114       | Fryman 175      | Phillips 32      | Fryman 4        | Felder 35        |
| 1993 | Phillips .313    | Phillips 113        | Fryman 182      | Fryman 37        | Cuyler 7        | Tettleton 32     |
| 1994 | Whitaker .301    | Phillips 91         | Phillips 123    | Fryman 34        | Fryman 5        | Felder 28        |
| 1995 | Fryman .275      | Curtis 96           | Curtis 157      | Curtis 29        | Samuel 5        | Felder 31        |
| 1996 | Higginson .320   | Fryman 90           | Fryman 165      | Higginson 35     | Higginson 5     | Clark 27         |
| 1997 | Higginson .299   | Hunter 112          | Hunter 177      | Easley 37        | Pride 7         | Clark 32         |
| 1998 | Clark .291       | Higginson 92        | Clark 175       | Easley 38        | Hunter 5        | Clark 34         |
| 1999 | Cruz, D. .284    | Palmer 92           | Clark 150       | Cruz, D. 35      | Gonzalez 5      | Palmer 38        |
| 2000 | Cruz, D. .302    | Higginson 104       | Higginson 179   | Cruz, D. 46      | Polonia 8       | Higginson 30     |
| 2001 | Cedeno .293      | Higginson 84        | Cedeno 153      | Halter 32        | Encarnacion 6   | Fick 19          |
| 2002 | Simon .301       | Fick 66             | Fick 150        | Fick 36          | Cedeno 11       | Simon 19         |
| 2003 | Young .297       | Young 78            | Young 167       | Young 34         | Halter 6        | Young 29         |
| 2004 | Rodriguez .334   | Guillen 97          | Rodriguez 176   | Guillen 37       | Young 7         | Peña 27          |
| 2005 | Monroe .277      | Inge 75             | Inge 161        | Rodriguez 33     | Guillen 10      | Young 21         |
| 2006 | Guillen .320     | Guillen 100         | Ordoñez 177     | Guillen 41       | Inge 9          | Monroe 28        |
| 2007 | Ordoñez *363     | Granderson 122      | Ordoñez 216     | Ordoñez *54      | Granderson *23  | Ordoñez 28       |
| 2008 | Ordoñez .317     | Granderson 112      | Cabrera 180     | Cabrera 36       | Granderson *13  | Cabrera *37      |
| 2009 | Cabrera .324     | Cabrera 96          | Cabrera 198     | Cabrera 34       | Granderson 8    | Cabrera 34       |
| 2010 | Cabrera .328     | Cabrera 111         | Jackson 181     | Cabrera 45       | Jackson 10      | Cabrera 38       |
| 2011 | Cabrera *344     | Cabrera 111         | Cabrera 197     | Cabrera 48       | Jackson 11      | Cabrera 30       |
| 2012 | Cabrera *330     | Cabrera 109         | Cabrera 205     | Cabrera 40       | Jackson *10     | Cabrera *44      |
| 2013 | Cabrera *348     | Cabrera 103         | Cabrera 193     | Hunter 37        | Jackson 7       | Cabrera 44       |
| 2014 | V. Martinez .335 | Cabrera 101         | Cabrera 191     | Cabrera *52      | Jackson 5       | V. Martinez 32   |
| 2015 | Cabrera *338     | Kinsler 94          | Kinsler 185     | Kinsler 35       | Davis 11        | J.D. Martinez 38 |
| 2016 | Cabrera .316     | Kinsler 117         | Cabrera 188     | J.D. Martinez 35 | Maybin 5        | Cabrera 38       |
| 2017 | Upton .279       | Kinsler 90          | Castellanos 167 | Upton 37         | Castellanos *10 | Upton 28         |
| 2018 | Castellanos .298 | Castellanos 88      | Castellanos 185 | Jones 6          | Jones 6         | Castellanos 23   |
| 2019 | Cabrera .282     | Goodrum 61          | Cabrera 139     | Castellanos 37   | Goodrum 5       | Dixon 15         |
| 2020 | Candelario .297  | Candelario Reyes 30 | Reyes 56        | Candelario 11    | Candelario 3    | Cabrera 10       |

\*Led League; ^Tied for league lead

| Year | RBI          | Walks       | Strikeouts | Stolen Bases | On-Base %      | Slugging %     |
|------|--------------|-------------|------------|--------------|----------------|----------------|
| 1901 | Elberfeld 76 | Barrett 76  | ---        | Holmes 35    | Elberfeld .397 | Elberfeld .428 |
| 1902 | Elberfeld 64 | Barrett 74  | ---        | Barrett 24   | Barrett .397   | Barrett .387   |
| 1903 | Crawford 89  | Barrett 74  | ---        | Barrett 27   | Barrett *407   | Crawford .488  |
| 1904 | Crawford 73  | Barrett *79 | ---        | Crawford 20  | Barrett .353   | Crawford .352  |
| 1905 | Crawford 75  | Crawford 50 | ---        | Crawford 22  | Crawford .357  | Crawford .430  |
| 1906 | Crawford 72  | McIntyre 56 | ---        | Coughlin 31  | Crawford .341  | Crawford .407  |
| 1907 | Cobb *116    | Jones 60    | ---        | Schaefer 31  | Cobb .380      | Cobb *473      |

# YEARLY TIGERS LEADERS



| Year | RBI            | Walks          | Strikeouts    | Stolen Bases  | On-Base %       | Slugging %      |
|------|----------------|----------------|---------------|---------------|-----------------|-----------------|
| 1908 | Cobb *108      | McIntyre 83    | ---           | Schaefer 40   | McIntyre .392   | Cobb *475       |
| 1909 | Cobb *107      | Bush *88       | ---           | Cobb *76      | Cobb *431       | Cobb *517       |
| 1910 | Crawford *120  | Bush *78       | ---           | Cobb 65       | Cobb *458       | Cobb *554       |
| 1911 | Cobb *144      | Bush *98       | ---           | Cobb *83      | Cobb .467       | Cobb *621       |
| 1912 | Crawford 109   | Bush *117      | ---           | Cobb 61       | Cobb .458       | Cobb *586       |
| 1913 | Crawford 83    | Bush 80        | Gainer        | Cobb 51       | Cobb *467       | Cobb .535       |
| 1914 | Crawford *104  | Bush *112      | Stange 58     | Bush 35       | Crawford .388   | Crawford .483   |
| 1915 | Crawford ^112  | Bush 118       | Burns 51      | Cobb 35       | Cobb *486       | Cobb .487       |
| 1916 | Veach ^112     | Cobb 118       | Stange 48     | Cobb *68      | Cobb .452       | Cobb .493       |
| 1917 | Veach 91       | Cobb 78        | Heilmann 54   | Cobb *55      | Cobb *444       | Cobb *566       |
| 1918 | Veach *103     | Bush 80        | Cunningham 34 | Cobb 34       | Cobb *440       | Cobb *515       |
| 1919 | Veach *78      | Bush 79        | Heilmann 41   | Cobb 28       | Cobb .429       | Veach .519      |
| 1920 | Veach 101      | Bush 75        | Heilmann 32   | Cobb 15       | Cobb .416       | Veach .474      |
| 1921 | Veach 113      | Young 85       | Heilmann 32   | Bush 15       | Cobb .452       | Heilmann .606   |
| 1922 | Heilmann 139   | Blue 103       | Blue 47       | Cobb 22       | Cobb .462       | Heilmann .598   |
| 1923 | Veach 126      | Blue 82        | Blue 48       | Rigney 17     | Heilmann .481   | Heilmann .632   |
| 1924 | Heilmann 115   | Blue 96        | Blue 40       | Haney 13      | Heilmann .441   | Heilmann .533   |
| 1925 | Heilmann 114   | Rigney 102     | Heilmann 41   | Cobb 23       | Bassler .441    | Heilmann .533   |
| 1926 | Heilmann 134   | Blue 83        | Tavener 60    | Blue 19       | Cobb .468       | Cobb .598       |
| 1927 | Heilmann 103   | Blue 90        | Tavener 53    | Blue 13       | Heilmann .445   | Manush .564     |
| 1928 | Heilmann 120   | Heilmann 72    | Tavener 45    | Neun 22       | Heilmann .475   | Heilmann .616   |
| 1929 | Heilmann 107   | Gehringer 69   | Walker 51     | Rice 20       | Gehringer .395  | Heilmann .507   |
| 1930 | Alexander 137  | Johnson 67     | Alexander 63  | Gehringer *27 | Heilmann .412   | Alexander .580  |
| 1931 | Alexander 135  | Gehringer 69   | Alexander 56  | McManus *23   | Gehringer .404  | Gehringer .534  |
| 1932 | Alexander 87   | Johnson 72     | Johnson 51    | Johnson 33    | Alexander .401  | Stone .464      |
| 1933 | Stone 108      | Gehringer 68   | Stone 64      | Walker 30     | Gehringer .370  | Gehringer .497  |
| 1934 | Gehringer 105  | Rogell 79      | Greenberg 78  | Walker 26     | Gehringer .393  | Gehringer .468  |
| 1935 | Greenberg 139  | Gehringer 99   | Greenberg 93  | White 28      | Gehringer .450  | Greenberg .600  |
| 1936 | Greenberg *170 | Cochrane 96    | Greenberg 91  | White 19      | Cochrane .452   | Greenberg .628  |
| 1937 | Greenberg 125  | Goslin 85      | Goslin 50     | Walker 17     | Gehringer .431  | Gehringer .555  |
| 1938 | Greenberg *183 | Greenberg 102  | Greenberg 101 | Walker 23     | Gehringer .458  | Greenberg .668  |
| 1939 | Greenberg 146  | Greenberg ^119 | Greenberg 92  | Fox 16        | Greenberg .438  | Greenberg .683  |
| 1940 | Greenberg 112  | Greenberg 91   | Greenberg *95 | Fox 13        | Gehringer .423  | Greenberg .622  |
| 1941 | Greenberg *150 | Gehringer 101  | York 88       | McCosky 23    | Greenberg .433  | Greenberg *670  |
| 1942 | York 111       | Gehringer 95   | York 88       | McCosky 8     | McCosky .401    | Campbell .457   |
| 1943 | York 90        | York 73        | York 71       | McCosky 11    | McCosky .365    | Harris .430     |
| 1944 | York *118      | York 84        | Hoover 101    | Harris 6      | Wakefield .377  | York *527       |
| 1945 | York 98        | Higgins 81     | York 73       | Hoover 6      | Higgins .392    | York .439       |
| 1946 | Cullenbine 93  | Cullenbine 101 | York 85       | Mayo 9        | Cullenbine .397 | Cullenbine .451 |
| 1947 | Greenberg *127 | Lake 103       | Greenberg 88  | Webb 8        | Greenberg .373  | Greenberg .604  |
| 1948 | Kell 93        | Cullenbine 137 | Mullin 66     | Lake 15       | Cullenbine .401 | Evers .435      |
| 1949 | Evers 103      | Mullin 77      | Wertz 66      | Lake 11       | Cullenbine .401 | Evers .435      |
| 1950 | Wertz 133      | Wertz 80       | Wertz 61      | Lipon 4       | Mullin .385     | Mullin .504     |
| 1951 | Wertz 123      | Groth 95       | Priddy 95     | Kell 7        | Kell .424       | Kell .467       |
| 1952 | Wertz 94       | Wertz 78       | Priddy 75     | Kolloway 7    | Wertz .408      | Evers .551      |
| 1953 | Dropo 70       | Ginsberg 51    | Dropo 63      | Lipon 9       | Wertz .386      | Wertz .511      |
| 1954 | Dropo 96       | Groth 51       | Dropo 69      | Mullin 10     | Kell .348       | Dropo .479      |
| 1955 | Boone 85       | Delsing 66     | Tuttle 60     | Kuenn 6       | Delsing .380    | Nieman .453     |
| 1956 | Boone *116     | Kaline 82      | Kaline 57     | Kaline 9      | Boone .376      | Boone .466      |
| 1957 | Kaline 128     | Maxwell 79     | Maxwell 74    | Torgeson 9    | Boone .376      | Boone .466      |
| 1958 | Kaline 90      | Maxwell 66     | Maxwell 84    | Kaline 9      | Kaline .421     | Kaline .546     |
| 1959 | Maxwell 85     | Maxwell 74     | Martin 62     | Kuenn 9       | Maxwell .414    | Maxwell .534    |
| 1960 | Maxwell 95     | Yost *135      | Maxwell 91    | Kaline 11     | Maxwell .377    | Maxwell .482    |
| 1961 | Colavito 87    | Yost *125      | Colavito 80   | Wilson 10     | Kaline .374     | Kaline .490     |
| 1962 | Colavito 140   | Cash 124       | Wood 141      | Kaline 10     | Yost *435       | Kaline *530     |
| 1963 | Colavito 112   | Cash 104       | Cash 82       | Kaline 19     | Yost *414       | Colavito .474   |
| 1964 | Kaline 101     | Cash 89        | Colavito 78   | Wood 30       | Cash .487       | Cash .662       |
| 1965 | Cash 83        | McAuliffe 77   | McAuliffe 96  | Wood 24       | Cash .382       | Colavito .514   |
| 1966 | Horton 104     | Cash 77        | Horton 101    | Wood 18       | Cash .386       | Kaline .514     |
| 1967 | Horton 100     | Kaline 81      | Horton 103    | Wood 14       | Kaline .383     | Kaline .469     |
| 1968 | Kaline 78      | McAuliffe 105  | McAuliffe 118 | Lumpe 7       | Cash .371       | Cash .512       |
| 1969 | Northrup 90    | McAuliffe 82   | Horton 110    | Wert 6        | Kaline .392     | Kaline .534     |
| 1970 | Northrup 91    | Cash 63        | Horton 93     | Stanley 8     | Kaline .411     | Kaline .541     |
| 1971 | Cash 80        | McAuliffe 101  | Northrup 68   | Stanley 10    | Freehan .366    | Horton .543     |
| 1972 | Cash 91        | Kaline 82      | Rodriguez 93  | Northrup 7    | Cash .377       | Northrup .458   |
| 1973 | Cash 61        | McAuliffe 59   | Rodriguez 104 | Northrup 7    | Cash .372       | Cash .531       |
| 1974 | Rodriguez 58   | Brown 52       | Rodriguez 85  | Cash 5        | Cash .338       | Cash .445       |
| 1975 | Horton 92      | Sutherland 45  | LeFlore 139   | Stanley 9     | Stanley .297    | Stanley .384    |
| 1976 | Staub 96       | Staub 83       | LeFlore 111   | LeFlore 23    | Freehan .361    | Freehan .479    |
| 1977 | Thompson 105   | Thompson 73    | LeFlore 121   | LeFlore 28    | Sutherland .321 | Horton .421     |
| 1978 | Staub 121      | Kemp 97        | LeFlore 104   | LeFlore 58    | Staub .386      | Staub .433      |
| 1979 | Kemp 105       | Whitaker 78    | Parrish 105   | LeFlore 39    | LeFlore .363    | Thompson .487   |
| 1980 | Kemp 101       | Whitaker 73    | Parrish 109   | LeFlore *68   | Kemp .379       | Thompson .473   |
| 1981 | Kemp 49        | Kemp 70        | Gibson 64     | Peters 13     | Kemp .398       | Kemp .419       |
| 1982 | Hernndon 88    | Lemon 56       | Parrish 99    | Brookens 13   | Kemp .376       | Parrish .499    |
| 1983 | Parrish 114    | Whitaker 67    | Parrish 96    | Peters 13     | Kemp .376       | Parrish .499    |
| 1984 | Parrish 98     | Evans 77       | Parrish 120   | Gibson 17     | Kemp .389       | Kemp .419       |
| 1985 | Parrish 88     | Lemon 56       | Parrish 99    | Gibson 17     | Lemon .368      | Parrish .529    |
| 1986 | Parrish 114    | Whitaker 67    | Parrish 96    | Trammell 19   | Trammell .385   | Parrish .483    |
| 1987 | Parrish 98     | Evans 77       | Parrish 120   | Gibson 29     | Trammell .382   | Gibson .516     |

HISTORY & RECORDS



# YEARLY TIGERS LEADERS

| Year | RBI           | Walks | Strikeouts                      | Stolen Bases   | On-Base %     | Slugging % |             |     |             |       |               |       |
|------|---------------|-------|---------------------------------|----------------|---------------|------------|-------------|-----|-------------|-------|---------------|-------|
| 1985 | Parrish       | 98    | Evans                           | 85             | Gibson        | 137        | Gibson      | 30  | Gibson      | .364  | Evans         | .519  |
| 1986 | Coles         | 86    | Evans                           | 91             | Gibson        | 107        | Gibson      | 34  | Gibson      | .371  | Gibson        | .492  |
| 1987 | Trammell      | 105   | Evans                           | 100            | Gibson        | 117        | Gibson      | 26  | Trammell    | .402  | Trammell      | .551  |
| 1988 | Trammell      | 69    | Evans                           | 84             | Evans         | 89         | Pettis      | 44  | Trammell    | .373  | Trammell      | .464  |
| 1989 | Whitaker      | 85    | Whitaker                        | 89             | Pettis        | 106        | Pettis      | 43  | Pettis      | .375  | Whitaker      | .462  |
| 1990 | Fielder       | *132  | Phillips                        | 99             | Fielder       | *182       | Phillips    | 19  | Fielder     | .377  | Fielder       | *.592 |
| 1991 | Fielder       | *133  | Tettleton                       | 101            | Deer          | *175       | Cuyler      | 41  | Whitaker    | .391  | Fielder       | .513  |
| 1992 | Fielder       | *124  | Tettleton                       | *122           | Fielder       | 151        | Pettis      | 13  | Phillips    | .387  | Tettleton     | .469  |
| 1993 | Fielder       | 117   | Phillips                        | *132           | Tettleton     | 139        | Phillips    | 16  | Phillips    | .443  | Tettleton     | .492  |
| 1994 | Fielder       | 90    | Tettleton                       | 97             | Fryman        | *128       | Phillips    | 13  | Tettleton   | .419  | Gibson        | .548  |
| 1995 | Fielder       | 82    | Fielder                         | 75             | Fielder       | 116        | Curtis      | 27  | Curtis      | .349  | Fielder       | .472  |
| 1996 | Fryman        | 100   | Higginson                       | 65             | Nieves        | 158        | Bartee      | 20  | Higginson   | .404  | Higginson     | .577  |
| 1997 | Clark         | 117   | Clark                           | 93             | Nieves        | 157        | Hunter      | *74 | Higginson   | .379  | Higginson     | .520  |
| 1998 | Clark         | 103   | Clark                           | 63             | Clark         | 74         | Hunter      | 42  | Clark       | .358  | Clark         | .522  |
| 1999 | Palmer        | 100   | Higginson<br>Clark<br>Higginson | 63<br>64<br>64 | Palmer        | 153        | Encarnacion | 33  | Ausmus      | .365  | Palmer        | .518  |
| 2000 | Higginson     | 102   | Higginson                       | 74             | Palmer        | 146        | Encarnacion | 16  | Higginson   | .377  | Higginson     | .538  |
| 2001 | Palmer        | 102   | Higginson                       | 80             | Clark         | 108        | Cedeno      | 55  | Higginson   | .367  | Halter        | .467  |
| 2002 | Clark         | 75    | Higginson                       | 46             | Inge          | 101        | Lombard     | 13  | Higginson   | .345  | Simon         | .459  |
| 2003 | Simon         | 82    | Fick                            | 46             | Inge          | 101        | Lombard     | 13  | Higginson   | .345  | Simon         | .459  |
| 2002 | Young         | 85    | Higginson                       | 59             | Young         | 130        | Sanchez     | 44  | Young       | .372  | Young         | .537  |
| 2004 | Guillen       | 97    | Higginson                       | 70             | Peña          | 146        | Sanchez     | 19  | Rodriguez   | .383  | Guillen       | .542  |
| 2005 | Monroe        | 89    | Inge                            | 63             | Inge          | 140        | Logan       | 23  | Inge        | .330  | Young         | .471  |
| 2006 | Ordoñez       | 104   | Guillen                         | 71             | Granderson    | *174       | Guillen     | 20  | Guillen     | .400  | Guillen       | .519  |
| 2007 | Ordoñez       | 139   | Sheffield                       | 84             | Inge          | 150        | Granderson  | 26  | Ordoñez     | .434  | Ordoñez       | .595  |
| 2008 | Cabrera       | 127   | Granderson                      | 71             | Cabrera       | 126        | Granderson  | 12  | Ordoñez     | .376  | Cabrera       | .537  |
| 2009 | Cabrera       | 103   | Granderson                      | 72             | Inge          | 170        | Granderson  | 20  | Cabrera     | .396  | Cabrera       | .547  |
| 2010 | Cabrera       | *126  | Cabrera                         | 89             | Jackson       | 170        | Jackson     | 27  | Cabrera     | *.420 | Cabrera       | .622  |
| 2011 | Cabrera       | 105   | Cabrera                         | 108            | Jackson       | 181        | Jackson     | 22  | Cabrera     | .448  | Cabrera       | .586  |
| 2012 | Cabrera       | *139  | Fielder                         | 85             | Jackson       | 134        | Berry       | 21  | Fielder     | .412  | Cabrera       | .606  |
| 2013 | Cabrera       | 137   | Cabrera                         | 90             | Jackson       | 129        | Jackson     | 8   | Cabrera     | *.442 | *Cabrera      | .636  |
| 2014 | Cabrera       | 109   | V. Martinez                     | 70             | Avila         | 151        | Davis       | 36  | V. Martinez | *.409 | V. Martinez   | .565  |
| 2015 | J.D. Martinez | 102   | Cabrera                         | 77             | J.D. Martinez | 178        | Gose        | 23  | Cabrera     | *.440 | J.D. Martinez | .535  |
| 2016 | Cabrera       | 108   | Cabrera                         | 75             | Upton         | 179        | Maybin      | 15  | Cabrera     | .393  | Cabrera       | .563  |
| 2017 | Castellanos   | 101   | Upton                           | 57             | Upton         | 147        | Kinsler     | 14  | Upton       | .362  | Upton         | .542  |
| 2018 | Castellanos   | 89    | Candelario                      | 66             | Candelario    | 160        | Iglesias    | 15  | Castellanos | .354  | Castellanos   | .500  |
| 2019 | Cabrera       | 59    | Cabrera                         | 48             | Goodrum       | 138        | Goodrum     | 12  | Cabrera     | .346  | Cabrera       | .398  |
| 2020 | Cabrera       | 35    | Cabrera                         | 24             | Goodrum       | 69         | Reyes       | 8   | Candelario  | .369  | Candelario    | .503  |

\*Led League; ^Tied for league lead

## PITCHING

| Year | Wins      | Losses | Winning %         | ERA      | Appearances | Innings Pitched |           |       |                                |                |           |        |
|------|-----------|--------|-------------------|----------|-------------|-----------------|-----------|-------|--------------------------------|----------------|-----------|--------|
| 1901 | Miller    | 23     | Cronin<br>Siever  | 15<br>15 | Miller      | 639             | Yeager    | 2.61  | Miller                         | 38             | Miller    | 332.0  |
| 1902 | Mercer    | 15     | Mercer            | 18       | Mercer      | .455            | Siever    | *1.91 | Mercer                         | 35             | Mercer    | 281.2  |
| 1903 | Mullin    | 18     | Donovan<br>Kitson | 16<br>16 | Mullin      | .545            | Mullin    | 2.25  | Mullin                         | 41             | Mullin    | 320.2  |
| 1904 | Donovan   | 17     | Mullin            | 23       | Donovan     | .515            | Mullin    | 2.40  | Mullin                         | 45             | Mullin    | 382.1  |
| 1905 | Killian   | 23     | Mullin            | 21       | Killian     | .622            | Killian   | 2.27  | Mullin                         | 44             | Mullin    | *347.2 |
| 1906 | Mullin    | 21     | Mullin            | 18       | Killian     | .625            | Siever    | 2.71  | Mullin                         | 40             | Mullin    | 330.0  |
| 1907 | Donovan   | 25     | Mullin            | 20       | Donovan     | *.862           | Killian   | 1.78  | Mullin                         | 46             | Mullin    | 357.1  |
| 1908 | Summers   | 24     | Mullin            | 13       | Donovan     | .720            | Summers   | 1.64  | Summers                        | 40             | Summers   | 301.0  |
| 1909 | Mullin    | *29    | Willett           | 10       | Mullin      | *.784           | Killian   | 1.71  | Willett                        | 41             | Mullin    | 303.2  |
| 1910 | Mullin    | 21     | Mullin            | 12       | Donovan     | .708            | Willett   | 2.37  | Mullin                         | 38             | Mullin    | 289.0  |
| 1911 | Mullin    | 18     | Willett           | 14       | Works       | .688            | Mullin    | 3.07  | Willett                        | 38             | Mullin    | 234.1  |
| 1912 | Dubuc     | 17     | Mullin            | 17       | Dubuc       | .630            | Dubuc     | 2.77  | Dubuc                          | 37             | Willett   | 284.1  |
| 1913 | Dubuc     | 15     | Dubuc             | 14       | Lake        | .533            | Dauss     | 2.48  | Dubuc                          | 36             | Dubuc     | 242.2  |
| 1914 | Coveleski | 22     | Dauss             | 15       | Coveleski   | .647            | Coveleski | 2.49  | Dauss                          | 45             | Coveleski | 303.1  |
| 1915 | Dauss     | 24     | Coveleski         | 13       | Boland      | .650            | Coveleski | 2.45  | Coveleski                      | ^50            | Coveleski | 312.2  |
| 1916 | Coveleski | 21     | Dauss             | 13       | Coveleski   | .656            | Coveleski | 1.97  | Boland                         | 46             | Coveleski | 324.1  |
| 1917 | Dauss     | 17     | Ehmkke            | 15       | Mitchell    | .600            | James     | 2.09  | Cunningham                     | 44             | Dauss     | 270.2  |
| 1918 | Boland    | 14     | Dauss             | 16       | Boland      | .583            | Boland    | 2.65  | Dauss                          | 33             | Dauss     | 249.2  |
| 1919 | Dauss     | 21     | Boland            | 16       | Dauss       | .700            | Leonard   | 2.77  | Boland                         | 35             | Dauss     | 256.1  |
| 1920 | Ehmkke    | 15     | Dauss             | 21       | Ehmkke      | .455            | Ehmkke    | 3.29  | Ayers                          | 46             | Dauss     | 270.1  |
| 1921 | Ehmkke    | 13     | Dauss             | 15       | Ehmkke      | .481            | Leonard   | 3.75  | Oldham                         | 40             | Leonard   | 245.0  |
| 1922 | Pilette   | 19     | Ehmkke            | 17       | Pilette     | .613            | Pilette   | 2.85  | Ehmkke                         | 45             | Ehmkke    | 279.2  |
| 1923 | Dauss     | 21     | Pilette           | ^19      | Cole        | .722            | Dauss     | 3.62  | Cole                           | 52             | Dauss     | 316.0  |
| 1924 | Whitehill | 17     | Dauss             | 11       | Holloway    | .700            | Collins   | 3.21  | Holloway                       | 49             | Whitehill | 233.0  |
| 1925 | Dauss     | 16     | Collins<br>Dauss  | 11<br>11 | Holloway    | .765            | Dauss     | 3.16  | Doyle                          | 45             | Whitehill | 239.1  |
| 1926 | Whitehill | 16     | Whitehill         | 13       | Dauss       | .667            | Gibson    | 3.48  | Holloway<br>Wells<br>Whitehill | 36<br>36<br>36 | Whitehill | 252.1  |

# YEARLY TIGERS LEADERS



| Year | Wins          | Losses          | Winning %       | ERA             | Appearances  | Innings Pitched  |
|------|---------------|-----------------|-----------------|-----------------|--------------|------------------|
| 1927 | Whitehill 16  | Whitehill 14    | Collins .650    | Whitehill 3.36  | Whitehill 41 | Whitehill 236.0  |
| 1928 | Carroll 16    | Whitehill 16    | Carroll .571    | Carroll 3.27    | Smith 39     | Carroll 231.0    |
| 1929 | Uhle 15       | Carroll 17      | Uhle .577       | Uhle 4.08       | Whitehill 38 | Uhle 249.0       |
| 1930 | Whitehill 17  | Whitehill 13    | Sorrell .593    | Uhle 3.65       | Sullivan 40  | Uhle 239.0       |
| 1931 | Sorrell 13    | Bridges 16      | Sorrell .481    | Uhle 3.50       | Bridges 35   | Whitehill 271.1  |
|      | Whitehill 13  | Whitehill 16    |                 |                 | Herring 35   |                  |
|      |               |                 |                 |                 | Sorrell 35   |                  |
| 1932 | Whitehill 16  | Sorrell 14      | Whitehill .571  | Bridges 3.36    | Hogsett 47   | Whitehill 244.0  |
| 1933 | Marberry 16   | Fischer 15      | Marberry .593   | Bridges 3.09    | Hogsett 45   | Marberry 238.1   |
|      |               | Sorrell 15      |                 |                 |              |                  |
| 1934 | Rowe 24       | Bridges 11      | Rowe .750       | Auker 3.42      | Rowe 45      | Bridges 275.0    |
| 1935 | Bridges 21    | Rowe 13         | Auker *.720     | Bridges 3.51    | Rowe 42      | Rowe 275.2       |
| 1936 | Bridges *23   | Auker 16        | Bridges .676    | Bridges 3.60    | Lawson 41    | Bridges 294.2    |
|      |               |                 |                 |                 | Rowe 41      |                  |
| 1937 | Lawson 18     | Bridges 12      | Gill .733       | Auker 3.88      | Auker 39     | Auker 252.2      |
| 1938 | Bridges 13    | Auker 10        | Eisenstat .600  | Gill 4.12       | Coffman 39   | Kennedy 190.1    |
| 1939 | Bridges 17    | Rowe 12         | Bridges .708    | Newsom 3.37     | Benton 37    | Newsom 246.0     |
|      | Newsom 17     |                 |                 |                 |              |                  |
| 1940 | Newsom 21     | Benton 10       | Rowe *.842      | Newsom 2.83     | Benton 42    | Newsom 264.0     |
| 1941 | Benton 15     | Newsom *20      | Benton .714     | Bridges 3.41    | Newsom 43    | Newsom 250.1     |
| 1942 | Trucks 14     | Trout 18        | Trucks .636     | Newhouser 2.45  | Newhouser 38 | Benton 226.2     |
| 1943 | Trout ^20     | Newhouser 17    | Bridges .632    | Bridges 2.39    | Trout 44     | Trout 246.2      |
| 1944 | Newhouser *29 | Gentry 14       | Newhouser .763  | Trout *2.12     | Trout 49     | Trout *352.1     |
|      |               | Gorsica 14      |                 |                 |              |                  |
|      |               | Trout 14        |                 |                 |              |                  |
| 1945 | Newhouser *25 | Trout 15        | Newhouser .735  | Newhouser *1.81 | Trout 41     | Newhouser *313.1 |
| 1946 | Newhouser ^26 | Trout 13        | Newhouser .743  | Newhouser *1.94 | Trout 38     | Newhouser 292.2  |
| 1947 | Hutchinson 18 | Newhouser *17   | Overmire .688   | Newhouser 2.87  | Newhouser 40 | Newhouser 285.0  |
| 1948 | Newhouser *21 | Houtteman 16    | Newhouser .636  | Newhouser 3.01  | Houtteman 43 | Newhouser 272.1  |
|      |               |                 |                 |                 | Trucks 43    |                  |
| 1949 | Trucks 19     | Newhouser 11    | Hutchinson .682 | Trucks 2.81     | Trucks 41    | Newhouser 292.0  |
|      |               | Trucks 11       |                 |                 |              |                  |
| 1950 | Houtteman 19  | Newhouser 13    | Trout .722      | Houtteman 3.54  | White 42     | Houtteman 274.2  |
| 1951 | Trucks 13     | Gray ^14        | Trucks .619     | Hutchinson 3.68 | Trout 42     | Gray 197.1       |
|      |               | Trout ^14       |                 |                 |              |                  |
| 1952 | Gray 12       | Houtteman *20   | Newhouser .500  | Trucks 3.97     | White 41     | Gray 224.0       |
| 1953 | Garver 11     | Gray 15         | Garver .500     | Garver 4.45     | Herbert 43   | Garver 198.1     |
| 1954 | Gromek 18     | Gromek 16       | Garver .560     | Gromek 2.74     | Herbert 42   | Gromek 252.2     |
| 1955 | Hoefl 16      | Garver 16       | Hoefl .696      | Hoefl 2.99      | Aber 39      | Lary 235.0       |
| 1956 | Lary *21      | Hoefl 14        | Lary .618       | Lary 3.15       | Foytack 43   | Lary *294.0      |
| 1957 | Bunning ^20   | Lary 16         | Bunning .714    | Bunning 2.69    | Bunning 45   | Bunning *267.1   |
|      |               |                 |                 |                 | Maas 45      |                  |
| 1958 | Lary 16       | Lary Foytack 15 | Bunning .538    | Lary 2.90       | Aguirre 44   | Lary *260.1      |
| 1959 | Bunning 17    | Foytack 14      | Mossi .654      | Mossi 3.36      | Morgan 46    | Bunning 249.2    |
|      | Lary Mossi 17 |                 |                 |                 |              |                  |
| 1960 | Lary 15       | Lary 15         | Mossi .529      | Bunning 2.79    | Sisler 41    | Lary *274.1      |
| 1961 | Lary 23       | Bunning 11      | Lary .719       | Mossi 2.96      | Aguirre 45   | Lary 275.1       |
| 1962 | Bunning 19    | Mossi 13        | Aguirre .667    | Aguirre *2.21   | Nischwitz 48 | Bunning 258.0    |
| 1963 | Regan 15      | Aguirre 15      | Regan .625      | Aguirre 3.67    | Fox 46       | Bunning 248.1    |
| 1964 | Wickersham 19 | Wickersham 12   | Lolich .667     | Lolich 3.26     | Lolich 44    | Wickersham 254.0 |
| 1965 | McLain 16     | Wickersham 14   | McLain .727     | McLain 2.61     | Gladding 46  | Lolich 243.2     |
| 1966 | McLain 20     | Lolich 14       | McLain .684     | Wilson 2.59     | Sherry 55    | McLain 264.1     |
|      |               | McLain 14       |                 |                 |              |                  |
| 1967 | Wilson 22     | McLain 16       | Wilson .667     | Lolich 3.04     | Gladding 42  | Wilson 264.0     |
| 1968 | McLain *31    | Wilson 12       | McLain *.838    | McLain 1.96     | Dobson 47    | McLain *336.0    |
| 1969 | McLain *24    | Lolich 11       | McLain .727     | McLain 2.80     | Dobson 49    | McLain *325.0    |
| 1970 | Lolich 14     | Lolich *19      | Cain .632       | Lolich 3.80     | Timmerman 61 | Lolich 272.2     |
| 1971 | Lolich *25    | Lolich 14       | Coleman .690    | Lolich 2.92     | Scherman 69  | Lolich *376.0    |
| 1972 | Lolich 22     | Coleman 14      | Lolich .611     | Lolich 2.50     | Seelbach 61  | Lolich 327.1     |
|      |               | Lolich 14       |                 |                 |              |                  |
| 1973 | Coleman 23    | Coleman 15      | Hiller .667     | Coleman 3.53    | Hiller 65    | Lolich 308.2     |
|      |               | Lolich 15       |                 |                 |              |                  |
| 1974 | Hiller 17     | Lolich *21      | Coleman .538    | Lolich 4.15     | Hiller 59    | Lolich 308.0     |
| 1975 | Lolich 12     | Coleman 18      | Ruhle .478      | Lolich 3.78     | Hiller 36    | Lolich 240.2     |
|      |               | Lolich 18       |                 |                 | Walker 36    |                  |
| 1976 | Fidrych 19    | Roberts 17      | Fidrych .679    | Fidrych *2.34   | Hiller 56    | Roberts 252.0    |
| 1977 | Rozeama 15    | Arroyo 18       | Rozeama .682    | Rozeama 3.09    | Hiller 45    | Rozeama 218.1    |
| 1978 | Slaton 17     | Rozeama 12      | Billingham .652 | Rozeama 3.14    | Hiller 51    | Slaton 233.2     |
|      |               | Wilcox 12       |                 |                 |              |                  |
| 1979 | Morris 17     | Wilcox 10       | Morris .708     | Morris 3.28     | Lopez 61     | Morris 197.2     |
| 1980 | Morris 16     | Morris 15       | Lopez .684      | Petry 3.94      | Lopez 67     | Morris 250.0     |
| 1981 | Morris 14     | Petry 9         | Morris .667     | Petry 3.00      | Saucier 38   | Morris 198.0     |
|      |               | Wilcox 9        |                 |                 |              |                  |
| 1982 | Morris 17     | Morris 16       | Petry .625      | Petry 3.22      | Tobik 51     | Morris 266.1     |
| 1983 | Morris 20     | Morris 13       | Petry .633      | Morris 3.34     | Lopez 57     | Morris *293.2    |
| 1984 | Morris 19     | Morris 11       | Petry .692      | Petry 3.24      | Hernandez 80 | Morris 240.1     |
| 1985 | Morris 16     | Petry 13        | Terrell .600    | Morris 3.33     | Hernandez 74 | Morris 257.0     |
| 1986 | Morris 21     | Terrell 12      | King .733       | Morris 3.27     | Hernandez 64 | Morris 267.0     |
| 1987 | Morris 18     | Morris 11       | Terrell .630    | Morris 3.38     | Henneman 55  | Morris 266.0     |
|      |               |                 |                 |                 | King 55      |                  |
| 1988 | Morris 15     | Terrell 16      | Robinson .684   | Robinson 2.98   | Henneman 65  | Morris 235.0     |
| 1989 | Henneman 11   | Alexander *18   | Henneman .733   | Tanana 3.58     | Henneman 60  | Tanana 223.2     |
| 1990 | Morris 20     | Morris 18       | Tanana .529     | Morris 4.51     | Henneman 69  | Morris 249.2     |
| 1991 | Gullickson 20 | Terrell 14      | Gullickson .690 | Tanana 3.77     | Gibson 68    | Gullickson 226.1 |
| 1992 | Gullickson 10 | Gullickson 13   | Tanana .542     | Gullickson 4.34 | Munoz 65     | Gullickson 221.2 |
| 1993 | Doherty 14    | Doherty 11      | Gullickson .591 | Wells 4.19      | MacDonald 68 | Moore 213.2      |
|      |               | Moore 11        |                 |                 |              |                  |



# YEARLY TIGERS LEADERS

| Year | Wins      | Losses | Winning %  | ERA | Appearances | Innings Pitched |           |       |             |    |           |        |
|------|-----------|--------|------------|-----|-------------|-----------------|-----------|-------|-------------|----|-----------|--------|
| 1994 | Moore     | 11     | Belcher    | 15  | Boever      | .818            | Moore     | 5.42  | Boever      | 46 | Belcher   | 162.0  |
| 1995 | Wells     | 10     | Moore      | 15  | Bergman     | .412            | Lira      | 4.31  | Boever      | 60 | Lira      | 146.1  |
| 1996 | Olivares  | 7      | Lira       | 14  | Olivares    | .389            | Lira      | 5.22  | Myers       | 83 | Lira      | 194.2  |
| 1997 | Blair     | 16     | Moehler    | 12  | Blair       | .667            | Thompson  | 3.02  | Myers       | 88 | Thompson  | 223.1  |
| 1998 | Moehler   | 14     | Thompson   | 15  | Moehler     | .519            | Thompson  | 3.90  | Runyan      | 88 | Thompson  | 222.0  |
| 1999 | Micki     | 14     | Moehler    | *16 | Micki       | .538            | Micki     | 4.60  | Brocail     | 70 | Moehler   | 196.1  |
| 2000 | Moehler   | 12     | Weaver     | 15  | Blair       | .625            | Weaver    | 4.32  | Anderson    | 69 | Weaver    | 200.0  |
| 2001 | Sparks    | 14     | Weaver     | 16  | Sparks      | .609            | Sparks    | 3.65  | Anderson    | 62 | Sparks    | 232.0  |
| 2002 | Redman    | 8      | Sparks     | 16  | Maroth      | .375            | Redman    | 4.21  | Acovedo     | 65 | Redman    | 203.0  |
|      | Sparks    | 8      |            |     |             |                 |           |       |             |    |           |        |
| 2003 | Maroth    | 9      | Maroth     | 21  | Maroth      | .300            | Cornejo   | 4.67  | Walker      | 78 | Cornejo   | 194.2  |
| 2004 | Robertson | 12     | Johnson    | 15  | Robertson   | .545            | Maroth    | 4.31  | Walker      | 70 | Maroth    | 217.0  |
| 2005 | Bonderman | 14     | Robertson  | 16  | Bonderman   | .519            | Robertson | 4.48  | Walker      | 66 | Johnson   | 210.0  |
|      | Maroth    | 14     |            |     |             |                 |           |       |             |    |           |        |
| 2006 | Rogers    | 17     | Robertson  | 13  | Rogers      | .680            | Verlander | 3.63  | Rodney      | 63 | Bonderman | 214.0  |
|      | Verlander | 17     |            |     |             |                 |           |       |             |    |           |        |
| 2007 | Verlander | 18     | Robertson  | 13  | Verlander   | .750            | Verlander | 3.66  | Jones       | 63 | Verlander | 201.2  |
| 2008 | Galarraga | 13     | Verlander  | 17  | Galarraga   | .650            | Galarraga | 3.73  | Seay        | 60 | Verlander | 201.0  |
| 2009 | Verlander | ^19    | Galarraga  | 10  | Verlander   | .679            | Verlander | 3.45  | Rodney      | 73 | Verlander | *240.0 |
| 2010 | Verlander | 18     | Porcello   | 12  | Verlander   | .667            | Verlander | 3.37  | Coke        | 74 | Verlander | 224.1  |
| 2011 | Verlander | *24    | Penny      | 11  | Verlander   | .828            | Verlander | *2.40 | Valverde    | 75 | Verlander | *251.0 |
| 2012 | Verlander | 17     | Porcello   | 12  | Scherzer    | .696            | Verlander | 2.64  | Benoit      | 73 | Verlander | *238.1 |
| 2013 | Scherzer  | *21    | Verlander  | 12  | Scherzer    | *.875           | Sanchez   | *2.57 | Benoit      | 66 | Verlander | 218.1  |
| 2014 | Scherzer  | ^18    | Porcello   | 13  | Scherzer    | .783            | Scherzer  | 3.15  | Albuquerque | 72 | Scherzer  | 220.1  |
| 2015 | Simon     | 13     | Simon      | 12  | Simon       | .520            | Simon     | 5.05  | Hardy       | 70 | Simon     | 187.0  |
| 2016 | Verlander | 16     | Sanchez    | 13  | Verlander   | .640            | Verlander | 3.04  | J. Wilson   | 66 | Verlander | 227.2  |
| 2017 | Fulmer    | 10     | Zimmermann | 13  | Verlander   | .556            | Verlander | 3.97  | Greene      | 71 | Verlander | 172.0  |
|      | Verlander | 10     |            |     |             |                 |           |       |             |    |           |        |
| 2018 | Boyd      | 9      | Boyd       | 13  | Boyd        | .409            | Boyd      | 4.39  | Jiménez     | 68 | Boyd      | 170.1  |
| 2019 | Boyd      | 9      | Turnbull   | 17  | Boyd        | .429            | Boyd      | 4.56  | Farmer      | 73 | Boyd      | 185.1  |
| 2020 | Turnbull  | 4      | Boyd       | 7   | Turnbull    | .500            | Turnbull  | 3.97  | Cisnero     | 29 | Boyd      | 60.1   |

\*Led League; ^Tied for league lead

| Year | Saves | Complete Games | Shutouts | HR Allowed | Walks | Strikeouts   |     |           |      |           |      |
|------|-------|----------------|----------|------------|-------|--------------|-----|-----------|------|-----------|------|
| 1901 | --    | Miller         | 35       | Miller     | 3     | Siever       | 98  | Siever    | 85   |           |      |
| 1902 | --    | Mercer         | 28       | Mercer     | 4     | Mercer       | 5   | Mullin    | 95   | Mullin    | 78   |
|      |       |                |          |            |       | Yeager       | 5   |           |      |           |      |
| 1903 | --    | Donovan        | ^34      | Mullin     | 6     | Kitson       | 8   | Mullin    | *106 | Donovan   | 187  |
| 1904 | --    | Mullin         | 42       | Mullin     | 7     | Kitson       | 7   | Mullin    | *131 | Mullin    | 161  |
| 1905 | --    | Mullin         | ^35      | Killian    | 8     | Mullin       | 4   | Mullin    | *138 | Mullin    | 168  |
| 1906 | --    | Mullin         | 35       | Donahue    | 3     | Siever       | 5   | Mullin    | *108 | Mullin    | 123  |
| 1907 | --    | Mullin         | 35       | Mullin     | 5     | Donovan      | 3   | Mullin    | 106  | Mullin    | 146  |
| 1908 | --    | Mullin         | 26       | Donovan    | 6     | Killian      | 3   | Mullin    | 71   | Donovan   | 141  |
|      |       |                |          |            |       | Summers      | 3   |           |      |           |      |
| 1909 | --    | Mullin         | 29       | Donovan    | 4     | Willett      | 5   | Mullin    | 78   | Mullin    | 124  |
| 1910 | --    | Mullin         | 27       | Mullin     | 5     | Stroud       | *9  | Mullin    | 102  | Donovan   | 107  |
| 1911 | --    | Mullin         | 25       | Works      | 3     | Mullin       | 7   | Willett   | 80   | Mullin    | 87   |
| 1912 | --    | Willett        | 28       | Dubuc      | 2     | Lake         | 3   | Dubuc     | 109  | Dubuc     | 97   |
|      |       |                |          |            |       | Mullin       | 3   |           |      |           |      |
|      |       |                |          |            |       | Willett      | 3   |           |      |           |      |
| 1913 | --    | Dauss          | 22       | Dauss      | 2     | Dauss        | 4   | Dubuc     | 91   | Dauss     | 107  |
|      |       | Dubuc          | 22       |            |       |              |     |           |      |           |      |
| 1914 | --    | Coveleski      | 23       | Coveleski  | 5     | Coveleski    | 4   | Coveleski | 100  | Dauss     | 150  |
| 1915 | --    | Dauss          | 27       | Dubuc      | 5     | Dubuc        | 5   | Dauss     | 115  | Coveleski | 150  |
| 1916 | --    | Coveleski      | 22       | Coveleski  | 3     | Coveleski    | 6   | Dauss     | 90   | Coveleski | 108  |
| 1917 | --    | Dauss          | 22       | Dauss      | 6     | Dauss        | 3   | James     | 96   | Dauss     | 102  |
|      |       |                |          |            |       | Ehmke        | 3   |           |      |           |      |
| 1918 | --    | Dauss          | 21       | Boland     | 4     | Dauss        | 3   | Kallio    | 76   | Dauss     | 73   |
|      |       |                |          |            |       | James        | 3   |           |      |           |      |
| 1919 | --    | Dauss          | 22       | Leonard    | 4     | Dauss        | 9   | Ehmke     | *107 | Leonard   | 102  |
| 1920 | --    | Ehmke          | 23       | Ayers      | 3     | Dauss        | 11  | Ehmke     | 124  | Ayers     | 103  |
|      |       |                |          |            |       | Leonard      | 3   |           |      |           |      |
| 1921 | --    | Dauss          | 16       | Four with  | 1     | Ehmke        | 15  | Dauss     | 81   | Leonard   | 120  |
|      |       | Leonard        | 16       |            |       | Leonard      | 15  | Ehmke     | 81   |           |      |
|      |       |                |          |            |       |              |     | Oldham    | 81   |           |      |
| 1922 | --    | Pillette       | 18       | Pillette   | 4     | Oldham       | 14  | Ehmke     | 101  | Ehmke     | 108  |
| 1923 | --    | Dauss          | 22       | Dauss      | 4     | Holloway     | 12  | Pillette  | 83   | Dauss     | 105  |
|      |       |                |          |            |       | Johnson      | 12  |           |      |           |      |
| 1924 | --    | Whitehill      | 16       | Whitehill  | 2     | Stoner       | 13  | Whitehill | 79   | Collins   | 75   |
| 1925 | --    | Dauss          | 16       | Dauss      | 1     | Whitehill    | 13  | Whitehill | 88   | Whitehill | 83   |
|      |       |                |          |            |       | Whitehill    | 1   |           |      |           |      |
| 1926 | --    | Gibson         | 16       | Wells      | 4     | Stoner       | 11  | Whitehill | 79   | Whitehill | 109  |
| 1927 | --    | Whitehill      | 17       | Whitehill  | 3     | Holloway     | 10  | Whitehill | *105 | Whitehill | 95   |
| 1928 | --    | Carroll        | 19       | Carroll    | 2     | Stoner       | 16  | Carroll   | 87   | Whitehill | 93   |
| 1929 | --    | Uhle           | 23       | Five with  | 1     | Whitehill    | 16  | Sorrell   | 106  | Whitehill | 103  |
| 1930 | --    | Uhle           | 18       | Sorrell    | 2     | Uhle         | 18  | Sorrell   | 106  | Uhle      | 117  |
| 1931 | --    | Whitehill      | 22       | Bridges    | 2     | Whitehill    | *22 | Whitehill | 118  | Bridges   | 105  |
|      |       |                |          |            |       | Uhle         | 2   |           |      |           |      |
| 1932 | --    | Whitehill      | 17       | Bridges    | 4     | Whitehill    | 17  | Bridges   | 119  | Bridges   | 108  |
| 1933 | --    | Bridges        | 17       | Bridges    | 2     | Sorrell      | 18  | Bridges   | 110  | Bridges   | 120  |
| 1934 | --    | Bridges        | 23       | Bridges    | 3     | Bridges      | 16  | Bridges   | 104  | Bridges   | 151  |
|      |       |                |          |            |       | Rowe         | 3   |           |      |           |      |
| 1935 | --    | Bridges        | 23       | Rowe       | 6     | Bridges      | *22 | Bridges   | 113  | Bridges   | *163 |
| 1936 | --    | Bridges        | 26       | Bridges    | 5     | Bridges      | 21  | Bridges   | 115  | Bridges   | *175 |
| 1937 | --    | Auker          | 19       | Bridges    | 3     | Lawson       | 17  | Lawson    | 115  | Bridges   | 138  |
| 1938 | --    | Bridges        | 13       | Auker      | 1     | Gill         | 15  | Kennedy   | 113  | Bridges   | 101  |
|      |       | Gill           | 13       |            |       |              |     |           |      |           |      |
|      |       |                |          |            |       | Poffenberger | 1   |           |      |           |      |

# YEARLY TIGERS LEADERS



| Year | Saves        | Complete Games | Shutouts     | HR Allowed     | Walks          | Strikeouts     |
|------|--------------|----------------|--------------|----------------|----------------|----------------|
| 1939 | --           | Newsom 21      | Newsom 3     | Rowe 17        | Newsom 104     | Newsom 164     |
| 1940 | --           | Newsom 20      | Newsom 3     | Newsom 19      | Newsom 100     | Newsom 164     |
| 1941 | --           | Newsom 12      | Newsom 2     | Newsom 15      | Newhouser 137  | Newsom 175     |
| 1942 | --           | Trout 13       | White 4      | Trout 15       | Newhouser 114  | Benton 110     |
| 1943 | --           | Trout 18       | Trout 5      | Trucks 11      | Newhouser *111 | Newhouser 144  |
| 1944 | --           | Trout *33      | Trout 7      | Gentry 9       | Gentry *108    | Newhouser *187 |
| 1945 | --           | Newhouser *29  | Newhouser 8  | Mueller 8      | Newhouser 110  | Newhouser *212 |
| 1946 | --           | Newhouser 29   | Newhouser 6  | Trucks *23     | Newhouser 98   | Newhouser 275  |
| 1947 | --           | Newhouser *24  | Hutchinson 3 | Hutchinson 14  | Newhouser 110  | Newhouser 176  |
|      |              |                | Hutchinson 3 | Trucks 14      |                |                |
|      |              |                | Overmire 3   |                |                |                |
| 1948 | --           | Newhouser 19   | Newhouser 2  | Hutchinson 32  | Newhouser 99   | Newhouser 143  |
|      |              |                | Trout 2      |                |                |                |
| 1949 | --           | Newhouser 22   | Trucks 2     | Houtteman 19   | Trucks 124     | Trucks *153    |
|      |              |                | Trucks 6     | Newhouser 19   |                |                |
| 1950 | --           | Houtteman 21   | Houtteman 4  | Houtteman *29  | Houtteman 99   | Gray 102       |
| 1951 | --           | Gray 9         | Hutchinson 2 | Gray 17        | Gray 95        | Gray 131       |
|      |              | Hutchinson 9   |              |                |                |                |
| 1952 | --           | Gray 13        | Trucks 3     | Gray 21        | Gray 101       | Gray 138       |
|      |              |                | Wight 3      |                |                |                |
| 1953 | --           | Garver 13      | Gromek 1     | Gray *25       | Gray 76        | Gray 115       |
|      |              |                | Houtteman 1  |                |                |                |
| 1954 | --           | Gromek 17      | Gromek 4     | Gromek *26     | Garver 62      | Hoefl 114      |
|      |              |                | Hoefl 4      |                | Zuverink 62    |                |
| 1955 | --           | Hoefl 17       | Hoefl 7      | Gromek *26     | Lary 89        | Hoefl 133      |
| 1956 | --           | Lary 20        | Hoefl 4      | Gromek 25      | Foytack 142    | Foytack 184    |
| 1957 | --           | Bunning 14     | Lary 2       | Bunning 33     | Foytack 104    | Bunning 182    |
|      |              |                | Maas 2       |                |                |                |
| 1958 | --           | Lary ^19       | Bunning 3    | Bunning 28     | Bunning 79     | Bunning 177    |
|      |              |                | Lary 3       |                |                |                |
| 1959 | --           | Mossi 15       | Lary 3       | Bunning *37    | Bunning 75     | Bunning *201   |
|      |              |                | Mossi 3      |                |                |                |
| 1960 | --           | Lary *15       | Bunning 3    | Lary 25        | Bunning 64     | Bunning *201   |
| 1961 | --           | Lary *22       | Bunning 4    | Mossi 29       | Bunning 71     | Bunning 194    |
|      |              |                | Lary 4       |                |                |                |
| 1962 | --           | Bunning 12     | Aguirre 2    | Bunning 28     | Foytack 86     | Bunning 184    |
|      |              |                | Bunning 2    |                |                |                |
| 1963 | --           | Aguirre 14     | Aguirre 3    | Bunning *38    | Bunning 69     | Bunning 196    |
| 1964 | --           | Lolich 12      | Lolich 6     | Wickersham 28  | Wickersham 81  | Lolich 192     |
| 1965 | --           | McLain 13      | McLain 4     | McLain 25      | Sparma 75      | Lolich 226     |
| 1966 | --           | McLain 14      | McLain 4     | McLain *42     | McLain 104     | McLain 192     |
| 1967 | --           | Wilson 12      | Lolich 6     | McLain *35     | Wilson 92      | Wilson 184     |
| 1968 | --           | McLain *28     | McLain 6     | McLain *31     | Sparma 77      | McLain 280     |
| 1969 | McMahon 11   | McLain 23      | McLain 9     | McLain 25      | Lolich 122     | Lolich 271     |
| 1970 | Timmerman 27 | Lolich 13      | Lolich 3     | Niekro 28      | Lolich 109     | Lolich 230     |
| 1971 | Scherman 20  | Lolich *29     | Lolich 4     | Coleman 36     | Coleman 96     | Lolich *308    |
| 1972 | Seelbach 14  | Lolich 23      | Lolich 4     | Lolich *29     | Coleman 110    | Lolich 250     |
| 1973 | Hiller 38    | Lolich 17      | Lolich 3     | Lolich 35      | Coleman 93     | Lolich 214     |
| 1974 | Hiller 13    | Lolich 27      | Lolich 3     | Lolich *38     | Coleman 158    | Lolich 202     |
| 1975 | Hiller 14    | Lolich 19      | Ruhle 3      | Coleman 27     | Coleman 85     | Lolich 139     |
| 1976 | Hiller 13    | Fidrych *24    | Fidrych 4    | Ruhle 19       | Hiller 67      | Hiller 117     |
|      |              |                | Roberts 4    |                |                |                |
| 1977 | Foucault 13  | Rozema 16      | Arroyo 1     | Rozema 25      | Hiller 61      | Hiller 115     |
|      |              |                | Fidrych 1    |                |                |                |
|      |              |                | Rozema 1     |                |                |                |
| 1978 | Hiller 15    | Wilcox 16      | Billingham 4 | Slaton 27      | Slaton 85      | Wilcox 132     |
| 1979 | Lopez 21     | Morris 9       | Morris 1     | Morris 19      | Wilcox 73      | Morris 113     |
|      |              |                | Rozema 1     |                |                |                |
| 1980 | Lopez 21     | Wilcox 13      | Petry 3      | Wilcox 24      | Morris 87      | Morris 112     |
| 1981 | Saucier 13   | Morris 15      | Petry 2      | Morris 14      | Morris *78     | Morris 97      |
|      |              |                | Rozema 2     |                |                |                |
| 1982 | Tobik 9      | Morris 17      | Morris 3     | Morris 37      | Petry 100      | Morris 135     |
| 1983 | Lopez 18     | Morris 20      | Petry 2      | Petry *37      | Petry 99       | Morris *232    |
|      |              |                | Wilcox 2     |                |                |                |
| 1984 | Hernandez 32 | Morris 9       | Petry 2      | Petry 21       | Morris 87      | Morris 148     |
| 1985 | Hernandez 31 | Morris 13      | Morris 4     | Petry 24       | Morris 110     | Morris 191     |
| 1986 | Hernandez 24 | Morris 15      | Morris 6     | Morris 40      | Terrell 98     | Morris 223     |
| 1987 | King 9       | Morris 13      | Alexander 3  | Morris 39      | Terrell 94     | Morris 208     |
|      |              |                | Tanana 3     |                |                |                |
| 1988 | Henneman 22  | Terrell 11     | Morris 2     | Alexander 30   | Morris 83      | Morris 168     |
| 1989 | Hernandez 15 | Morris 10      | Alexander 1  | Alexander 28   | Alexander 76   | Tanana 147     |
|      |              |                | Robinson 1   |                |                |                |
|      |              |                | Tanana 1     |                |                |                |
| 1990 | Henneman 22  | Morris ^11     | Morris 3     | Morris 26      | Morris 97      | Morris 162     |
| 1991 | Henneman 21  | Terrell 8      | Tanana 2     | Tanana 26      | Terrell 79     | Tanana 107     |
|      |              |                | Terrell 2    |                |                |                |
| 1992 | Henneman 24  | Gullickson 4   | Gullickson 1 | Gullickson *35 | Tanana 90      | Tanana 91      |
|      |              |                | Haas 1       |                |                |                |
| 1993 | Henneman 24  | Moore 4        | Moore 3      | Moore *35      | Moore 89       | Wells 139      |
| 1994 | Henneman 8   | Wells 5        | Wells 1      | Moore 27       | Moore ^89      | Belcher 76     |
| 1995 | Henneman 18  | Wells 3        | Bergman 1    | Moore 24       | Moore 68       | Lira 89        |
| 1996 | Olson 8      | Olivares 4     | Lira 2       | Lira 30        | Williams 85    | Lira 113       |
| 1997 | Jones 31     | Thompson 4     | Olivares 2   | Moehler 22     | Thompson 66    | Thompson 151   |
| 1998 | Jones 28     | Thompson 5     | Moehler 3    | Moehler 30     | Thompson 79    | Thompson 149   |
| 1999 | Jones 30     | Mlicki 2       | Moehler 2    | Blair 29       | Mlicki 70      | Mlicki 119     |
|      |              | Moehler 2      |              |                |                |                |

HISTORY & RECORDS



# YEARLY TIGERS LEADERS

| Year | Saves            | Complete Games | Shutouts                       | HR Allowed  | Walks                                  | Strikeouts       |                                   |                |                       |          |                  |            |
|------|------------------|----------------|--------------------------------|-------------|----------------------------------------|------------------|-----------------------------------|----------------|-----------------------|----------|------------------|------------|
| 2000 | Jones            | 42             | Moehler<br>Weaver              | 2<br>2      | Sparks                                 | 1                | Nomo                              | 31             | Nomo                  | 89       | Nomo             | 181        |
| 2001 | Anderson         | 22             | Sparks                         | *8          | Sparks                                 | 1                | Lima                              | 23             | Weaver                | 68       | Weaver           | 152        |
| 2002 | Acevedo          | 28             | Redman<br>Sparks<br>Weaver     | 3<br>3<br>3 | Weaver                                 | 3                | Sparks                            | 23             | Sparks                | 67       | Redman           | 109        |
| 2003 | German           | 5              | Cornejo                        | 2           | None                                   |                  | Maroth                            | 34             | Bonderman<br>Cornejo  | 58<br>58 | Bonderman        | 108        |
| 2004 | Mears<br>Urbina  | 5<br>21        | Bonderman<br>Johnson<br>Maroth | 2<br>2<br>2 | Bonderman                              | *2               | Robertson                         | 30             | Bonderman             | 73       | Bonderman        | 168        |
| 2005 | Rodney<br>Urbina | 9<br>9         | Bonderman                      | 4           | None                                   |                  | Maroth                            | 30             | Robertson             | 65       | Bonderman        | 145        |
| 2006 | Jones            | 37             | Robertson<br>Verlander         | 1<br>1      | Verlander                              | 1                | Robertson                         | 29             | Robertson             | 67       | Bonderman        | 202        |
| 2007 | Jones            | 38             | Verlander                      | 1           | Verlander                              | 1                | Bonderman                         | 23             | Verlander             | 67       | Verlander        | 183        |
| 2008 | Jones            | 18             | Verlander                      | 1           | None                                   |                  | Galarrraga                        | 28             | Verlander             | 87       | Verlander        | 163        |
| 2009 | Rodney           | 37             | Verlander                      | 3           | Verlander                              | 1                | Jackson                           | 27             | Jackson               | 70       | Verlander        | *269       |
| 2010 | Valverde         | 26             | Verlander                      | 4           | Galarrraga                             | 1                | Bonderman                         | 25             | Verlander             | 71       | Verlander        | 219        |
| 2011 | Valverde         | *49            | Verlander                      | 4           | Verlander                              | 2                | Scherzer                          | 29             | Penny                 | 62       | Verlander        | *250       |
| 2012 | Valverde         | 35             | Verlander                      | *6          | Fister<br>Sanchez<br>Verlander         | 1<br>1<br>1      | Scherzer                          | 23             | Scherzer<br>Verlander | 60<br>60 | Verlander        | *239       |
| 2013 | Benoit           | 24             | Fister<br>Porcello<br>Sanchez  | 1<br>1<br>1 | Sanchez                                | 1                | Verlander                         | 19             | Verlander             | 75       | Scherzer         | 240        |
| 2014 | Nathan           | 35             | Porcello                       | 3           | Porcello                               | *3               | Porcello<br>Scherzer<br>Verlander | 18<br>18<br>18 | Verlander             | 65       | Scherzer         | 252        |
| 2015 | Soria            | 23             | Price                          | 3           | Price<br>Sanchez<br>Simon<br>Verlander | 1<br>1<br>1<br>1 | Sanchez                           | 29             | Simon                 | 68       | Price<br>Sanchez | 138<br>138 |
| 2016 | Rodríguez        | 44             | Verlander                      | 2           | Fulmer                                 | 1                | Sanchez<br>Verlander              | 30<br>30       | Verlander             | 57       | Verlander        | *254       |
| 2017 | J. Wilson        | 13             | Boyd<br>Fulmer                 | 1<br>1      | Boyd                                   | 1                | Zimmermann                        | 29             | Verlander             | 67       | Verlander        | 176        |
| 2018 | Greene           | 32             | None                           | None        | None                                   |                  | Zimmermann                        | 28             | Liriano               | 73       | Boyd             | 159        |
| 2019 | Greene           | 22             | None                           | None        | None                                   |                  | Boyd                              | 39             | Turnbull              | 59       | Boyd             | 238        |
| 2020 | Jimenez          | 5              | Boyd                           | 1           | None                                   |                  | Boyd                              | 15             | Turnbull              | 29       | Boyd             | 60         |

\*Led League; \*Tied for league lead

## TIGERS WITH 100-OR-MORE RUNS SCORED

|      |                |     |      |                   |     |                   |                   |      |               |                   |     |
|------|----------------|-----|------|-------------------|-----|-------------------|-------------------|------|---------------|-------------------|-----|
| 1901 | Jimmy Barrett  | 110 | 1924 | Ty Cobb           | 115 | Charlie Gehringer | 133               | 1985 | Lou Whitaker  | 102               |     |
|      | Doc Casey      | 105 |      | Harry Heilmann    | 107 | Pete Fox          | 116               | 1986 | Alan Trammell | 107               |     |
| 1907 | Sam Crawford   | 102 | 1925 | Al Wingo          | 104 | Gee Walker        | 105               | 1987 | Lou Whitaker  | 110               |     |
|      | Davy Jones     | 101 | 1927 | Charlie Gehringer | 110 | 1938              | Hank Greenberg    | 144  | Alan Trammell | 109               |     |
| 1908 | Matty McIntyre | 105 |      | Harry Heilmann    | 106 |                   | Charlie Gehringer | 133  | 1990          | Cecil Fielder     | 104 |
|      | Sam Crawford   | 102 |      | Heinie Manush     | 102 | 1939              | Barney McCosky    | 120  | 1991          | Cecil Fielder     | 102 |
| 1909 | Ty Cobb        | 116 | 1928 | Charlie Gehringer | 108 |                   | Hank Greenberg    | 112  | 1992          | Tony Phillips     | 114 |
|      | Donie Bush     | 114 | 1929 | Charlie Gehringer | 131 | 1940              | Hank Greenberg    | 129  | 1993          | Tony Phillips     | 113 |
| 1910 | Ty Cobb        | 106 |      | Roy Johnson       | 128 |                   | Barney McCosky    | 123  | 1997          | Brian Hunter      | 112 |
| 1911 | Ty Cobb        | 147 |      | Dale Alexander    | 110 |                   | Charlie Gehringer | 108  |               | Tony Clark        | 105 |
|      | Donie Bush     | 126 | 1930 | Charlie Gehringer | 144 |                   | Rudy York         | 105  | 2000          | Bobby Higginson   | 104 |
|      | Sam Crawford   | 109 | 1931 | Roy Johnson       | 107 | 1946              | Eddie Lake        | 105  | 2006          | Carlos Guillen    | 100 |
| 1912 | Ty Cobb        | 120 | 1932 | Charlie Gehringer | 112 | 1950              | George Kell       | 114  | 2007          | Curtis Granderson | 122 |
|      | Donie Bush     | 107 |      | John Stone        | 106 |                   | Johnny Lipon      | 104  |               | Magglio Ordonez   | 117 |
| 1915 | Ty Cobb        | 144 | 1933 | Charlie Gehringer | 103 |                   | Jerry Priddy      | 104  |               | Gary Sheffield    | 107 |
|      | Ossie Vitt     | 116 | 1934 | Charlie Gehringer | 134 |                   | Hoot Evers        | 100  |               | Placido Polanco   | 105 |
| 1916 | Ty Cobb        | 113 |      | Hank Greenberg    | 118 | 1955              | Al Kaline         | 121  | 2008          | Curtis Granderson | 112 |
| 1917 | Donie Bush     | 112 |      | Billy Rogell      | 114 |                   | Bill Tuttle       | 102  | 2010          | Miguel Cabrera    | 111 |
|      | Ty Cobb        | 107 |      | Goose Goslin      | 106 |                   | Harvey Kuenn      | 101  |               | Austin Jackson    | 103 |
| 1921 | Ty Cobb        | 124 |      | Pete Fox          | 101 | 1959              | Eddie Yost        | 115  | 2011          | Miguel Cabrera    | 111 |
|      | Harry Heilmann | 114 | 1935 | Charlie Gehringer | 123 | 1961              | Rocky Colavito    | 129  | 2012          | Miguel Cabrera    | 109 |
|      | Bobby Veach    | 110 |      | Hank Greenberg    | 121 |                   | Norm Cash         | 119  |               | Austin Jackson    | 103 |
|      | Lu Blue        | 103 |      | Pete Fox          | 116 |                   | Al Kaline         | 116  | 2013          | Miguel Cabrera    | 103 |
| 1922 | Lu Blue        | 131 | 1936 | Charlie Gehringer | 144 | 1977              | Ron LeFlore       | 100  | 2014          | Miguel Cabrera    | 101 |
| 1923 | Harry Heilmann | 121 |      | Goose Goslin      | 122 | 1978              | Ron LeFlore       | 126  |               | Ian Kinsler       | 100 |
|      | Ty Cobb        | 103 |      | Gee Walker        | 105 | 1979              | Ron LeFlore       | 110  | 2016          | Ian Kinsler       | 117 |
|      | Lu Blue        | 100 | 1937 | Hank Greenberg    | 137 | 1980              | Alan Trammell     | 107  |               |                   |     |



# YEARLY TIGERS LEADERS



## TIGERS WITH 200-OR-MORE HITS

|      |                |     |      |                   |     |      |                   |              |      |                 |     |
|------|----------------|-----|------|-------------------|-----|------|-------------------|--------------|------|-----------------|-----|
| 1907 | Ty Cobb        | 212 |      | Bobby Veach       | 202 |      | 1953              | Harvey Kuenn | 209  |                 |     |
| 1909 | Ty Cobb        | 216 | 1923 | Harry Heilmann    | 211 | 1935 | Hank Greenberg    | 201          | 1954 | Harvey Kuenn    | 201 |
| 1911 | Ty Cobb        | 248 | 1924 | Ty Cobb           | 211 |      | Charlie Gehringer | 201          | 1955 | Al Kaline       | 200 |
|      | Sam Crawford   | 217 | 1925 | Harry Heilmann    | 225 | 1936 | Charlie Gehringer | 227          | 1977 | Ron LeFlore     | 212 |
| 1912 | Ty Cobb        | 226 | 1927 | Harry Heilmann    | 201 | 1937 | Gee Walker        | 213          | 1983 | Lou Whitaker    | 206 |
| 1915 | Ty Cobb        | 208 | 1929 | Dale Alexander    | 215 |      | Charlie Gehringer | 209          | 1987 | Alan Trammell   | 205 |
| 1916 | Ty Cobb        | 201 |      | Charlie Gehringer | 215 |      | Pete Fox          | 208          | 2007 | Magglio Ordoñez | 216 |
| 1917 | Ty Cobb        | 225 |      | Roy Johnson       | 201 |      | Hank Greenberg    | 200          |      | Placido Polanco | 200 |
| 1921 | Harry Heilmann | 237 | 1930 | Charlie Gehringer | 201 | 1940 | Barney McCosky    | 200          | 2012 | Miguel Cabrera  | 205 |
|      | Bobby Veach    | 207 | 1933 | Charlie Gehringer | 204 | 1943 | Dick Wakefield    | 200          |      |                 |     |
| 1922 | Ty Cobb        | 211 | 1934 | Charlie Gehringer | 214 | 1950 | George Kell       | 218          |      |                 |     |

## TIGERS WITH 40-OR-MORE DOUBLES

|      |                |    |      |                   |    |      |                   |    |      |                      |    |
|------|----------------|----|------|-------------------|----|------|-------------------|----|------|----------------------|----|
| 1911 | Ty Cobb        | 47 | 1927 | Harry Heilmann    | 50 | 1935 | Hank Greenberg    | 46 |      | Lou Whitaker         | 40 |
| 1915 | Bobby Veach    | 40 | 1929 | Charlie Gehringer | 45 | 1936 | Charlie Gehringer | 60 | 2000 | Deivi Cruz           | 46 |
| 1917 | Ty Cobb        | 44 |      | Roy Johnson       | 45 |      | Gee Walker        | 55 |      | Bobby Higginson      | 44 |
| 1919 | Bobby Veach    | 45 |      | Dale Alexander    | 43 | 1937 | Hank Greenberg    | 49 | 2006 | Carlos Guillen       | 41 |
| 1921 | Harry Heilmann | 43 |      | Harry Heilmann    | 41 |      | Gee Walker        | 42 | 2007 | Magglio Ordoñez      | 54 |
|      | Bobby Veach    | 43 | 1930 | Charlie Gehringer | 47 |      | Charlie Gehringer | 40 | 2010 | Miguel Cabrera       | 45 |
| 1922 | Ty Cobb        | 42 |      | Marty McManus     | 40 | 1939 | Hank Greenberg    | 42 | 2011 | Miguel Cabrera       | 48 |
| 1923 | Ty Cobb        | 40 | 1931 | Dale Alexander    | 47 | 1940 | Hank Greenberg    | 50 |      | Victor Martinez      | 40 |
|      | Harry Heilmann | 44 | 1932 | Charlie Gehringer | 44 |      | Rudy York         | 46 | 2012 | Miguel Cabrera       | 40 |
| 1924 | Harry Heilmann | 45 | 1933 | Charlie Gehringer | 42 | 1950 | George Kell       | 56 | 2014 | Miguel Cabrera       | 52 |
| 1925 | Harry Heilmann | 40 |      | Billy Rogell      | 42 | 1959 | Harvey Kuenn      | 42 |      | Ian Kinsler          | 40 |
|      | Frank O'Rourke | 40 | 1934 | Hank Greenberg    | 63 | 1961 | Al Kaline         | 41 | 2018 | Nicholas Castellanos | 46 |
| 1926 | Harry Heilmann | 41 |      | Charlie Gehringer | 50 | 1983 | Lance Parrish     | 42 |      |                      |    |

## TIGERS WITH 20-OR-MORE HOME RUNS

|      |                   |    |      |                |    |      |                  |    |      |                      |    |
|------|-------------------|----|------|----------------|----|------|------------------|----|------|----------------------|----|
| 1922 | Harry Heilmann    | 21 |      | Norm Cash      | 26 |      | Kirk Gibson      | 29 |      | Tony Clark           | 31 |
| 1929 | Dale Alexander    | 25 |      | Rocky Colavito | 22 |      | Lance Parrish    | 28 |      | Damion Easley        | 20 |
| 1930 | Dale Alexander    | 20 | 1964 | Dick McAuliffe | 24 |      | Lou Whitaker     | 21 | 2000 | Bobby Higginson      | 30 |
| 1934 | Hank Greenberg    | 26 |      | Norm Cash      | 23 | 1986 | Darrell Evans    | 29 |      | Dean Palmer          | 29 |
| 1935 | Hank Greenberg    | 36 |      | Don Demeter    | 22 |      | Kirk Gibson      | 28 |      | Juan Gonzalez        | 22 |
| 1936 | Goose Goslin      | 24 | 1965 | Norm Cash      | 30 |      | Lance Parrish    | 22 | 2003 | Dmitri Young         | 29 |
| 1937 | Hank Greenberg    | 40 |      | Willie Horton  | 29 |      | Alan Trammell    | 21 |      | Craig Monroe         | 23 |
|      | Rudy York         | 35 | 1966 | Norm Cash      | 32 |      | Darnell Coles    | 20 | 2004 | Carlos Pena          | 27 |
| 1938 | Hank Greenberg    | 58 |      | Al Kaline      | 29 |      | Lou Whitaker     | 20 |      | Carlos Guillen       | 20 |
|      | Rudy York         | 33 |      | Willie Horton  | 27 | 1987 | Darrell Evans    | 34 | 2005 | Dmitri Young         | 21 |
|      | Charlie Gehringer | 20 |      | Dick McAuliffe | 23 |      | Matt Nokes       | 32 |      | Craig Monroe         | 20 |
| 1939 | Hank Greenberg    | 33 | 1967 | Al Kaline      | 25 |      | Alan Trammell    | 28 | 2006 | Craig Monroe         | 28 |
|      | Rudy York         | 20 |      | Norm Cash      | 22 |      | Kirk Gibson      | 24 |      | Brandon Inge         | 27 |
| 1940 | Hank Greenberg    | 41 |      | Dick McAuliffe | 22 |      | Chet Lemon       | 20 |      | Marcus Thames        | 26 |
|      | Rudy York         | 33 |      | Bill Freehan   | 20 | 1988 | Darrell Evans    | 22 |      | Magglio Ordoñez      | 24 |
| 1941 | Rudy York         | 27 | 1968 | Willie Horton  | 36 | 1989 | Lou Whitaker     | 28 | 2007 | Magglio Ordoñez      | 28 |
| 1942 | Rudy York         | 21 |      | Norm Cash      | 25 | 1990 | Cecil Fielder    | 51 |      | Gary Sheffield       | 25 |
| 1943 | Rudy York         | 34 |      | Bill Freehan   | 25 | 1991 | Cecil Fielder    | 44 |      | Curtis Granderson    | 23 |
| 1946 | Hank Greenberg    | 44 |      | Jim Northrup   | 21 |      | Mickey Tettleton | 31 |      | Carlos Guillen       | 21 |
| 1947 | Roy Cullenbine    | 24 | 1969 | Willie Horton  | 28 |      | Rob Deer         | 25 | 2008 | Miguel Cabrera       | 37 |
| 1948 | Pat Mullin        | 23 |      | Jim Northrup   | 25 |      | Lou Whitaker     | 23 |      | Marcus Thames        | 25 |
| 1949 | Vic Wertz         | 20 |      | Norm Cash      | 22 | 1992 | Travis Fryman    | 21 |      | Curtis Granderson    | 22 |
| 1950 | Vic Wertz         | 27 |      | Al Kaline      | 21 |      | Cecil Fielder    | 35 |      | Magglio Ordoñez      | 21 |
|      | Hoot Evers        | 21 | 1970 | Jim Northrup   | 24 |      | Mickey Tettleton | 32 | 2009 | Miguel Cabrera       | 34 |
| 1951 | Vic Wertz         | 27 | 1971 | Norm Cash      | 32 |      | Rob Deer         | 32 |      | Curtis Granderson    | 30 |
| 1952 | Walt Dropo*       | 23 |      | Willie Horton  | 22 |      | Travis Fryman    | 20 |      | Brandon Inge         | 27 |
| 1953 | Ray Boone**       | 22 |      | Bill Freehan   | 21 | 1993 | Mickey Tettleton | 32 | 2010 | Miguel Cabrera       | 38 |
| 1954 | Ray Boone         | 20 | 1972 | Norm Cash      | 22 |      | Cecil Fielder    | 30 | 2011 | Miguel Cabrera       | 30 |
| 1955 | Al Kaline         | 27 | 1975 | Willie Horton  | 25 |      | Travis Fryman    | 22 |      | Jhonny Peralta       | 21 |
|      | Ray Boone         | 20 | 1977 | Jason Thompson | 31 | 1994 | Cecil Fielder    | 28 | 2012 | Miguel Cabrera       | 44 |
| 1956 | Charlie Maxwell   | 28 |      | Rusty Staub    | 22 |      | Kirk Gibson      | 23 |      | Prince Fielder       | 30 |
|      | Al Kaline         | 27 |      | Ben Olivie     | 21 | 1995 | Cecil Fielder    | 31 | 2013 | Miguel Cabrera       | 44 |
|      | Ray Boone         | 25 | 1978 | Jason Thompson | 26 |      | Chad Curtis      | 21 |      | Prince Fielder       | 25 |
| 1957 | Charlie Maxwell   | 24 |      | Rusty Staub    | 24 | 1996 | Tony Clark       | 27 | 2014 | Victor Martinez      | 32 |
|      | Al Kaline         | 23 | 1979 | Steve Kemp     | 26 |      | Bobby Higginson  | 26 |      | Miguel Cabrera       | 25 |
| 1958 | Gail Harris       | 20 |      | Champ Summers  | 20 |      | Cecil Fielder^   | 26 |      | J.D. Martinez        | 23 |
| 1959 | Charlie Maxwell   | 31 |      | Jason Thompson | 20 |      | Melvin Nieves    | 24 | 2015 | J.D. Martinez        | 38 |
|      | Al Kaline         | 27 | 1980 | Lance Parrish  | 24 |      | Travis Fryman    | 22 | 2016 | Miguel Cabrera       | 38 |
|      | Eddie Yost        | 21 |      | Steve Kemp     | 21 | 1997 | Tony Clark       | 32 |      | Justin Upton         | 31 |
| 1960 | Rocky Colavito    | 35 | 1982 | Lance Parrish  | 32 |      | Bobby Higginson  | 27 |      | Ian Kinsler          | 28 |
|      | Charlie Maxwell   | 24 |      | Larry Herndon  | 23 |      | Damion Easley    | 22 |      | Victor Martinez      | 27 |
| 1961 | Rocky Colavito    | 45 | 1983 | Lance Parrish  | 27 |      | Travis Fryman    | 22 |      | J.D. Martinez        | 22 |
|      | Norm Cash         | 41 |      | Chet Lemon     | 24 |      | Melvin Nieves    | 20 | 2017 | Justin Upton         | 28 |
| 1962 | Norm Cash         | 39 |      | Larry Herndon  | 20 | 1998 | Tony Clark       | 34 |      | Nicholas Castellanos | 26 |
|      | Rocky Colavito    | 37 | 1984 | Lance Parrish  | 33 |      | Damion Easley    | 27 |      | Ian Kinsler          | 22 |
|      | Al Kaline         | 29 |      | Kirk Gibson    | 27 |      | Bobby Higginson  | 25 | 2018 | Nicholas Castellanos | 23 |
|      | Chico Fernandez   | 20 |      | Chet Lemon     | 20 |      | Luis Gonzalez    | 23 |      |                      |    |
| 1963 | Al Kaline         | 27 | 1985 | Darrell Evans  | 40 | 1999 | Dean Palmer      | 28 |      |                      |    |

\* Also hit 6 HR for BOS; \*\*Also hit 4 HR for CLE; ^ Also hit 13 HR for NYY; & Also hit 7 HR for LAA; (HR with other clubs not included in totals)



# YEARLY TIGERS LEADERS

## TIGERS WITH 100-OR-MORE RBI

|      |                   |     |      |                   |     |      |                  |     |      |                      |     |
|------|-------------------|-----|------|-------------------|-----|------|------------------|-----|------|----------------------|-----|
| 1907 | Ty Cobb           | 116 | 1930 | Dale Alexander    | 135 | 1950 | Vic Wertz        | 123 |      | Damion Easley        | 100 |
| 1908 | Ty Cobb           | 101 | 1932 | John Stone        | 108 |      | Hoot Evers       | 103 | 1999 | Dean Palmer          | 100 |
| 1909 | Ty Cobb           | 107 |      | Charlie Gehringer | 107 |      | George Kell      | 101 | 2000 | Bobby Higginson      | 102 |
| 1910 | Sam Crawford      | 120 | 1933 | Charlie Gehringer | 105 | 1955 | Ray Boone        | 116 |      | Dean Palmer          | 102 |
| 1911 | Ty Cobb           | 144 | 1934 | Hank Greenberg    | 139 |      | Al Kaline        | 102 | 2006 | Magglio Ordoñez      | 104 |
|      | Sam Crawford      | 115 |      | Charlie Gehringer | 127 | 1956 | Al Kaline        | 128 | 2007 | Magglio Ordoñez      | 139 |
| 1912 | Sam Crawford      | 109 |      | Billy Rogell      | 100 | 1961 | Rocky Colavito   | 140 |      | Carlos Guillen       | 100 |
| 1914 | Sam Crawford      | 104 |      | Goose Goslin      | 100 |      | Norm Cash        | 132 | 2008 | Miguel Cabrera       | 127 |
| 1915 | Sam Crawford      | 112 | 1935 | Hank Greenberg    | 170 | 1962 | Rocky Colavito   | 112 |      | Magglio Ordoñez      | 103 |
|      | Bobby Veach       | 112 |      | Goose Goslin      | 109 | 1963 | Al Kaline        | 101 | 2009 | Miguel Cabrera       | 103 |
| 1917 | Bobby Veach       | 103 |      | Charlie Gehringer | 108 | 1965 | Willie Horton    | 104 | 2010 | Miguel Cabrera       | 126 |
|      | Ty Cobb           | 102 | 1936 | Goose Goslin      | 125 | 1966 | Willie Horton    | 100 | 2011 | Miguel Cabrera       | 105 |
| 1919 | Bobby Veach       | 101 |      | Charlie Gehringer | 116 | 1977 | Jason Thompson   | 105 |      | Victor Martinez      | 103 |
| 1920 | Bobby Veach       | 113 |      | Al Simmons        | 112 |      | Rusty Staub      | 101 | 2012 | Miguel Cabrera       | 139 |
| 1921 | Harry Heilmann    | 139 |      | Mary Owen         | 105 | 1978 | Rusty Staub      | 121 |      | Prince Fielder       | 108 |
|      | Bobby Veach       | 128 | 1937 | Hank Greenberg    | 183 | 1979 | Steve Kemp       | 105 | 2013 | Miguel Cabrera       | 137 |
|      | Ty Cobb           | 101 |      | Gee Walker        | 113 | 1980 | Steve Kemp       | 101 |      | Prince Fielder       | 106 |
| 1922 | Bobby Veach       | 126 |      | Rudy York         | 103 | 1983 | Lance Parrish    | 114 | 2014 | Miguel Cabrera       | 109 |
| 1923 | Harry Heilmann    | 115 | 1938 | Hank Greenberg    | 146 | 1987 | Alan Trammell    | 105 |      | Victor Martinez      | 103 |
| 1924 | Harry Heilmann    | 113 |      | Rudy York         | 127 | 1990 | Cecil Fielder    | 132 | 2015 | J.D. Martinez        | 102 |
| 1925 | Harry Heilmann    | 133 |      | Charlie Gehringer | 107 | 1991 | Cecil Fielder    | 133 | 2016 | Miguel Cabrera       | 108 |
|      | Ty Cobb           | 102 | 1939 | Hank Greenberg    | 112 | 1992 | Cecil Fielder    | 124 | 2017 | Nicholas Castellanos | 101 |
| 1926 | Harry Heilmann    | 103 | 1940 | Hank Greenberg    | 150 | 1993 | Cecil Fielder    | 117 |      |                      |     |
| 1927 | Harry Heilmann    | 120 |      | Rudy York         | 134 |      | Mickey Tettleton | 110 |      |                      |     |
|      | Bob Fothergill    | 114 | 1941 | Rudy York         | 111 | 1996 | Travis Fryman    | 100 |      |                      |     |
| 1928 | Harry Heilmann    | 107 | 1943 | Rudy York         | 118 | 1997 | Tony Clark       | 117 |      |                      |     |
| 1929 | Dale Alexander    | 137 | 1946 | Hank Greenberg    | 127 |      | Travis Fryman    | 102 |      |                      |     |
|      | Harry Heilmann    | 120 | 1948 | Hoot Evers        | 103 |      | Bobby Higginson  | 101 |      |                      |     |
|      | Charlie Gehringer | 106 | 1949 | Vic Wertz         | 133 | 1998 | Tony Clark       | 103 |      |                      |     |

## TIGERS STEALING 20-OR-MORE BASES

|      |                  |    |      |                 |    |      |                   |    |      |                   |    |
|------|------------------|----|------|-----------------|----|------|-------------------|----|------|-------------------|----|
| 1901 | Ducky Holmes     | 35 |      | Tom Jones       | 22 |      | Bobby Veach       | 21 | 1984 | Kirk Gibson       | 29 |
|      | Doc Casey        | 34 |      | Sam Crawford    | 20 | 1918 | Ty Cobb           | 34 | 1985 | Kirk Gibson       | 30 |
|      | Kid Gleason      | 32 | 1911 | Ty Cobb         | 83 |      | Bobby Veach       | 21 | 1986 | Kirk Gibson       | 34 |
|      | Jimmy Barrett    | 26 |      | Donie Bush      | 40 | 1919 | Ty Cobb           | 28 |      | Dave Collins      | 27 |
|      | Kid Elberfeld    | 24 |      | Sam Crawford    | 37 |      | Donie Bush        | 22 |      | Alan Trammell     | 25 |
| 1902 | Jimmy Barrett    | 24 |      | George Moriarty | 28 | 1921 | Ty Cobb           | 22 | 1987 | Kirk Gibson       | 26 |
|      | Doc Casey        | 22 |      | Davy Jones      | 25 | 1924 | Ty Cobb           | 23 |      | Alan Trammell     | 21 |
|      | Dick Harley      | 20 | 1912 | Delos Drake     | 20 | 1927 | Johnny Neun       | 22 | 1988 | Gary Pettis       | 44 |
| 1903 | Jimmy Barrett    | 27 |      | Ty Cobb         | 61 |      | Jack Tavener      | 20 | 1989 | Gary Pettis       | 43 |
| 1904 | Sam Crawford     | 20 |      | Sam Crawford    | 41 | 1928 | Harry Rice        | 20 | 1991 | Milt Cuyler       | 41 |
| 1905 | Sam Crawford     | 22 |      | Donie Bush      | 35 | 1929 | Charlie Gehringer | 27 | 1995 | Chad Curtis       | 27 |
| 1906 | Bill Coughlin    | 31 |      | Baldy Louden    | 28 |      | Roy Johnson       | 20 | 1996 | Kimera Bartee     | 20 |
|      | Germany Schaefer | 31 |      | George Moriarty | 27 | 1930 | Marty McManus     | 23 | 1997 | Brian Hunter      | 74 |
|      | Matty McIntyre   | 29 | 1913 | Ty Cobb         | 52 | 1931 | Roy Johnson       | 33 |      | Damion Easley     | 28 |
|      | Sam Crawford     | 24 |      | Donie Bush      | 44 | 1932 | Gee Walker        | 30 | 1998 | Brian Hunter      | 42 |
|      | Ty Cobb          | 23 |      | George Moriarty | 33 | 1933 | Gee Walker        | 26 | 1999 | Juan Encarnacion  | 33 |
|      | Davy Jones       | 21 |      | Bobby Veach     | 22 | 1934 | Jo Jo White       | 28 | 2001 | Roger Cedeno      | 55 |
| 1907 | Ty Cobb          | 49 | 1914 | Ty Cobb         | 35 |      | Pete Fox          | 25 |      | Jose Macias       | 21 |
|      | Davy Jones       | 30 |      | Donie Bush      | 35 |      | Gee Walker        | 20 |      | Bobby Higginson   | 20 |
|      | Germany Schaefer | 21 |      | George Moriarty | 34 | 1937 | Gee Walker        | 23 | 2003 | Alex Sanchez*     | 44 |
|      | Claude Rossman   | 20 |      | Sam Crawford    | 25 | 1939 | Pete Fox          | 23 | 2005 | Nook Logan        | 23 |
| 1908 | Germany Schaefer | 40 |      | George Burns    | 23 |      | Barney McCosky    | 20 | 2006 | Carlos Guillen    | 20 |
|      | Ty Cobb          | 39 |      | Bobby Veach     | 20 | 1961 | Jake Wood         | 30 | 2007 | Curtis Granderson | 26 |
|      | Matty McIntyre   | 20 | 1915 | Ty Cobb         | 96 | 1962 | Jake Wood         | 23 |      | Gary Sheffield    | 22 |
| 1909 | Ty Cobb          | 76 |      | Donie Bush      | 35 | 1974 | Ron LeFlore       | 23 | 2009 | Curtis Granderson | 20 |
|      | Donie Bush       | 53 |      | Oscar Vitt      | 26 | 1975 | Ron LeFlore       | 28 | 2010 | Austin Jackson    | 27 |
|      | George Moriarty  | 34 |      | Sam Crawford    | 24 | 1976 | Ron LeFlore       | 58 | 2011 | Austin Jackson    | 22 |
|      | Sam Crawford     | 30 | 1916 | Ty Cobb         | 68 | 1977 | Ron LeFlore       | 39 | 2012 | Quintin Berry     | 21 |
| 1910 | Ty Cobb          | 65 |      | Bobby Veach     | 24 | 1978 | Ron LeFlore       | 68 | 2014 | Rajai Davis       | 36 |
|      | Donie Bush       | 49 |      | Ralph Young     | 20 | 1979 | Ron LeFlore       | 78 | 2015 | Anthony Gose      | 23 |
|      | George Moriarty  | 33 | 1917 | Ty Cobb         | 55 |      | Lou Whitaker      | 20 |      |                   |    |
|      | Davy Jones       | 25 |      | Donie Bush      | 34 | 1983 | Alan Trammell     | 30 |      |                   |    |

\*Also stole 8 bases with MIL (SB with other clubs not included in totals)

## TIGERS PITCHERS WINNING 20-OR-MORE GAMES

|      |                 |       |      |                 |       |      |               |       |      |                  |       |
|------|-----------------|-------|------|-----------------|-------|------|---------------|-------|------|------------------|-------|
| 1901 | Roscoe Miller   | 23-13 | 1915 | Hooks Dauss     | 24-13 | 1944 | Hal Newhouser | 29-9  | 1969 | Denny McLain     | 24-9  |
| 1905 | Ed Killian      | 23-14 |      | Harry Coveleski | 22-13 |      | Dizzy Trout   | 27-14 | 1971 | Mickey Lolich    | 25-14 |
|      | George Mullin   | 21-21 | 1916 | Harry Coveleski | 21-11 | 1945 | Hal Newhouser | 25-9  |      | Joe Coleman      | 20-9  |
| 1906 | George Mullin   | 21-18 | 1919 | Hooks Dauss     | 21-9  | 1946 | Hal Newhouser | 26-9  | 1972 | Mickey Lolich    | 22-14 |
| 1907 | Bill Donovan    | 25-4  | 1923 | Hooks Dauss     | 21-13 | 1948 | Hal Newhouser | 21-12 | 1973 | Joe Coleman      | 23-15 |
|      | Ed Killian      | 25-13 | 1934 | Schoolboy Rowe  | 24-8  | 1956 | Frank Lary    | 21-13 | 1983 | Jack Morris      | 20-13 |
|      | George Mullin   | 20-20 |      | Tommy Bridges   | 22-11 |      | Billy Hoef    | 20-14 | 1986 | Jack Morris      | 21-8  |
| 1908 | Ed Summers      | 24-12 | 1935 | Tommy Bridges   | 21-10 | 1957 | Jim Bunning   | 20-8  | 1991 | Bill Gullettsion | 20-9  |
| 1909 | George Mullin   | 29-9  | 1936 | Tommy Bridges   | 23-11 | 1961 | Frank Lary    | 23-9  | 2011 | Justin Verlander | 24-5  |
|      | Ed Willett      | 21-10 | 1939 | Bobo Newsom     | 20-11 | 1966 | Denny McLain  | 20-14 | 2013 | Max Scherzer     | 21-3  |
| 1910 | George Mullin   | 21-12 | 1940 | Bobo Newsom     | 21-5  | 1967 | Earl Wilson   | 22-11 |      |                  |       |
| 1914 | Harry Coveleski | 22-12 | 1943 | Dizzy Trout     | 20-12 | 1968 | Denny McLain  | 31-6  |      |                  |       |

# TIGERS STATISTICAL LEADERS



## TIGERS PITCHERS WITH 20-OR-MORE SAVES

|                          |    |                    |    |                      |    |                          |    |
|--------------------------|----|--------------------|----|----------------------|----|--------------------------|----|
| 1970 Tom Timmerman       | 27 | 1988 Mike Henneman | 22 | 2000 Todd Jones      | 42 | 2011 Jose Valverde       | 49 |
| 1971 Fred Scherman       | 20 | 1990 Mike Henneman | 22 | 2001 Matt Anderson   | 22 | 2012 Jose Valverde       | 35 |
| 1973 John Hiller         | 38 | 1991 Mike Henneman | 21 | 2002 Juan Acevedo    | 28 | 2013 Joaquin Benoit      | 24 |
| 1979 Aurelio Lopez       | 21 | 1992 Mike Henneman | 24 | 2004 Ugueth Urbina   | 21 | 2014 Joe Nathan          | 35 |
| 1980 Aurelio Lopez       | 21 | 1993 Mike Henneman | 24 | 2006 Todd Jones      | 37 | 2015 Joakim Soria        | 23 |
| 1984 Guillermo Hernandez | 32 | 1997 Todd Jones    | 31 | 2007 Todd Jones      | 38 | 2016 Francisco Rodriguez | 44 |
| 1985 Guillermo Hernandez | 31 | 1998 Todd Jones    | 28 | 2009 Fernando Rodney | 37 | 2018 Shane Greene        | 32 |
| 1986 Guillermo Hernandez | 24 | 1999 Todd Jones    | 30 | 2010 Jose Valverde   | 26 | 2019 Shane Greene        | 22 |

## TIGERS PITCHERS WITH 200-OR-MORE STRIKEOUTS

|                    |     |                    |     |                       |     |                       |     |
|--------------------|-----|--------------------|-----|-----------------------|-----|-----------------------|-----|
| 1945 Hal Newhouser | 212 | 1971 Mickey Lolich | 308 | 1986 Jack Morris      | 223 | 2013 Max Scherzer     | 240 |
| 1946 Hal Newhouser | 275 | Joe Coleman        | 236 | 1987 Jack Morris      | 208 | Justin Verlander      | 217 |
| 1959 Jim Bunning   | 201 | 1972 Mickey Lolich | 250 | 2006 Jeremy Bonderman | 202 | Anibal Sanchez        | 202 |
| 1960 Jim Bunning   | 201 | Joe Coleman        | 222 | 2009 Justin Verlander | 269 | 2014 Max Scherzer     | 252 |
| 1965 Mickey Lolich | 226 | 1973 Mickey Lolich | 214 | 2010 Justin Verlander | 219 | 2016 Justin Verlander | 254 |
| 1968 Denny McLain  | 280 | Joe Coleman        | 202 | 2011 Justin Verlander | 250 | 2019 Matthew Boyd     | 238 |
| 1969 Mickey Lolich | 271 | 1974 Mickey Lolich | 202 | 2012 Justin Verlander | 239 |                       |     |
| 1970 Mickey Lolich | 230 | 1983 Jack Morris   | 232 | Max Scherzer          | 231 |                       |     |

## TIGERS LEAGUE LEADERS

### AMERICAN LEAGUE BATTING CHAMPIONS

|              |      |              |      |                        |      |                      |      |                     |      |
|--------------|------|--------------|------|------------------------|------|----------------------|------|---------------------|------|
| 1907 Ty Cobb | .350 | 1913 Ty Cobb | .390 | 1921 Harry Heilmann    | .394 | 1949 George Kell     | .343 | 2012 Miguel Cabrera | .330 |
| 1908 Ty Cobb | .324 | 1914 Ty Cobb | .368 | 1923 Harry Heilmann    | .403 | 1955 Al Kaline       | .340 | 2013 Miguel Cabrera | .348 |
| 1909 Ty Cobb | .377 | 1915 Ty Cobb | .369 | 1925 Harry Heilmann    | .393 | 1959 Harvey Kuenn    | .353 | 2015 Miguel Cabrera | .338 |
| 1910 Ty Cobb | .385 | 1917 Ty Cobb | .383 | 1926 Heinie Manush     | .378 | 1961 Norm Cash       | .361 |                     |      |
| 1911 Ty Cobb | .420 | 1918 Ty Cobb | .382 | 1927 Harry Heilmann    | .398 | 2007 Magglio Ordoñez | .363 |                     |      |
| 1912 Ty Cobb | .410 | 1919 Ty Cobb | .384 | 1937 Charlie Gehringer | .371 | 2011 Miguel Cabrera  | .344 |                     |      |

### AMERICAN LEAGUE HOME RUN CHAMPIONS

|                     |     |                     |    |                     |    |                    |     |                     |    |
|---------------------|-----|---------------------|----|---------------------|----|--------------------|-----|---------------------|----|
| 1908 Sam Crawford   | 7   | 1938 Hank Greenberg | 58 | 1946 Hank Greenberg | 44 | 1990 Cecil Fielder | 51  | 2008 Miguel Cabrera | 37 |
| 1909 Ty Cobb        | 9   | 1940 Hank Greenberg | 41 | 1985 Darrell Evans  | 40 | 1991 Cecil Fielder | *44 | 2012 Miguel Cabrera | 44 |
| 1935 Hank Greenberg | *36 | 1943 Rudy York      | 34 |                     |    |                    |     |                     |    |

### AMERICAN LEAGUE RBI CHAMPIONS

|                   |     |                   |      |                     |     |                     |      |                     |     |
|-------------------|-----|-------------------|------|---------------------|-----|---------------------|------|---------------------|-----|
| 1907 Ty Cobb      | 116 | 1914 Sam Crawford | 104  | 1935 Hank Greenberg | 170 | 1946 Hank Greenberg | 127  | 1992 Cecil Fielder  | 124 |
| 1908 Ty Cobb      | 101 | 1915 Sam Crawford | *112 | 1937 Hank Greenberg | 183 | 1955 Ray Boone      | *116 | 2010 Miguel Cabrera | 126 |
| 1909 Ty Cobb      | 107 | Bobby Veach       | *112 | 1940 Hank Greenberg | 150 | 1990 Cecil Fielder  | 132  | 2012 Miguel Cabrera | 139 |
| 1910 Sam Crawford | 120 | 1917 Bobby Veach  | 103  | 1943 Rudy York      | 118 | 1991 Cecil Fielder  | 133  |                     |     |
| 1911 Ty Cobb      | 144 | 1918 Bobby Veach  | 78   |                     |     |                     |      |                     |     |

### AMERICAN LEAGUE VICTORY LEADERS

|                    |     |                    |     |                   |     |                       |     |                       |     |
|--------------------|-----|--------------------|-----|-------------------|-----|-----------------------|-----|-----------------------|-----|
| 1909 George Mullin | 29  | 1945 Hal Newhouser | 25  | 1957 Jim Bunning  | *20 | 1971 Mickey Lolich    | 25  | 2011 Justin Verlander | 24  |
| 1936 Tommy Bridges | 23  | 1946 Hal Newhouser | *26 | 1967 Earl Wilson  | *22 | 1981 Jack Morris      | *14 | 2013 Max Scherzer     | 21  |
| 1943 Dizzy Trout   | *20 | 1948 Hal Newhouser | 21  | 1968 Denny McLain | 31  | 1991 Bill Gullickson  | *20 | 2014 Max Scherzer     | *18 |
| 1944 Hal Newhouser | 29  | 1956 Frank Lary    | 21  | 1969 Denny McLain | 24  | 2009 Justin Verlander | *19 |                       |     |

### AMERICAN LEAGUE ERA CHAMPIONS

|                    |      |                    |      |                   |      |                       |      |                     |      |
|--------------------|------|--------------------|------|-------------------|------|-----------------------|------|---------------------|------|
| 1944 Dizzy Trout   | 2.12 | 1946 Hal Newhouser | 1.94 | 1976 Mark Fidrych | 2.34 | 2011 Justin Verlander | 2.40 | 2013 Anibal Sanchez | 2.57 |
| 1945 Hal Newhouser | 1.81 | 1962 Hank Aguirre  | 2.21 |                   |      |                       |      |                     |      |

### AMERICAN LEAGUE STRIKEOUT LEADERS

|                    |     |                    |     |                    |     |                       |     |                       |     |
|--------------------|-----|--------------------|-----|--------------------|-----|-----------------------|-----|-----------------------|-----|
| 1935 Tommy Bridges | 163 | 1945 Hal Newhouser | 212 | 1960 Jim Bunning   | 201 | 2009 Justin Verlander | 269 | 2012 Justin Verlander | 239 |
| 1936 Tommy Bridges | 175 | 1949 Virgil Trucks | 153 | 1971 Mickey Lolich | 308 | 2011 Justin Verlander | 250 | 2016 Justin Verlander | 254 |
| 1944 Hal Newhouser | 187 | 1959 Jim Bunning   | 201 | 1983 Jack Morris   | 232 |                       |     |                       |     |

\*Tied for league lead

## TRIPLE CROWN WINNERS

### **Ty Cobb • 1909** **.377 BA, 9 HR, 107 RBI**

Batting average, home runs and RBI led the Major Leagues. Also led the Majors with 216 hits, a .517 slugging percentage, 296 total bases and 76 stolen bases. Became the second American League player and fifth overall to win the Triple Crown.

### **Miguel Cabrera • 2012** **.330 BA, 44 HR, 139 RBI**

Batting average, home runs and RBI led the Major Leagues. Also led the Majors with 84 extra-base hits and 377 total bases. Became the ninth American League player and 12th player in Major League history to win the Triple Crown.

### **Hal Newhouser • 1945** **25 Wins, 1.81 ERA, 212 Strikeouts**

Wins, ERA and strikeouts led the Major Leagues. Also led the Majors with 29 complete games, eight shutouts and 313.1 innings pitched. Became the sixth American League pitcher to win the Triple Crown.

### **Justin Verlander • 2011** **24 Wins, 2.40 ERA, 250 Strikeouts**

Wins, ERA and strikeouts led the Major Leagues. Also led the Majors with 251.0 innings pitched. Became the 10th American League pitcher to win the Triple Crown.



# TIGERS ATTENDANCE

## YEARLY ATTENDANCE TOTALS, 1959-2019

| Season | Home (Dates)   | Home Avg. | Road (Dates)   | Road Avg. | Total     |
|--------|----------------|-----------|----------------|-----------|-----------|
| 1959   | 1,221,221 (74) | 16,502    | 1,048,287 (72) | 14,559    | 2,269,508 |
| 1960   | 1,167,669 (66) | 17,691    | 1,069,673 (68) | 15,730    | 2,237,342 |
| 1961   | 1,600,710 (62) | 25,817    | 1,218,710 (76) | 16,035    | 2,819,420 |
| 1962   | 1,207,881 (74) | 16,322    | 1,060,976 (76) | 13,960    | 2,268,857 |
| 1963   | 821,952 (71)   | 11,576    | 863,707 (74)   | 11,671    | 1,685,659 |
| 1964   | 816,139 (65)   | 12,555    | 882,254 (71)   | 12,426    | 1,698,393 |
| 1965   | 1,029,645 (67) | 15,367    | 782,974 (71)   | 11,027    | 1,812,619 |
| 1966   | 1,124,293 (70) | 16,061    | 1,079,938 (71) | 15,210    | 2,204,231 |
| 1967   | 1,447,143 (67) | 21,599    | 1,139,121 (69) | 16,509    | 2,586,264 |
| 1968   | 2,031,847 (73) | 27,833    | 1,351,605 (73) | 18,515    | 3,383,452 |
| 1969   | 1,577,481 (77) | 20,486    | 1,104,752 (74) | 14,929    | 2,682,233 |
| 1970   | 1,501,293 (75) | 20,017    | 1,105,797 (77) | 14,631    | 2,607,090 |
| 1971   | 1,591,073 (77) | 20,663    | 1,072,883 (74) | 14,498    | 2,663,956 |
| 1972   | 1,892,386 (74) | 25,572    | 1,061,515 (69) | 15,384    | 2,953,901 |
| 1973   | 1,724,146 (78) | 22,104    | 1,308,188 (77) | 16,989    | 3,032,334 |
| 1974   | 1,243,080 (75) | 16,574    | 1,048,341 (78) | 13,440    | 2,291,421 |
| 1975   | 1,058,836 (74) | 14,308    | 932,102 (72)   | 12,945    | 1,990,938 |
| 1976   | 1,467,020 (74) | 19,824    | 1,308,570 (76) | 17,218    | 2,775,590 |
| 1977   | 1,359,856 (75) | 18,131    | 1,435,750 (73) | 19,667    | 2,795,606 |
| 1978   | 1,714,893 (76) | 22,564    | 1,426,249 (75) | 19,016    | 3,141,142 |
| 1979   | 1,630,929 (75) | 21,745    | 1,548,897 (73) | 21,217    | 3,179,826 |
| 1980   | 1,785,293 (76) | 23,490    | 1,446,946 (76) | 19,038    | 3,232,239 |
| 1981   | 1,149,144 (54) | 21,280    | 858,009 (53)   | 16,188    | 2,007,153 |
| 1982   | 1,636,058 (76) | 21,527    | 1,610,612 (75) | 21,474    | 3,246,670 |
| 1983   | 1,829,636 (76) | 24,074    | 1,793,315 (76) | 23,596    | 3,622,951 |
| 1984   | 2,704,794 (76) | 35,589    | 2,160,289 (77) | 28,055    | 4,865,083 |
| 1985   | 2,286,609 (79) | 28,944    | 1,985,780 (79) | 25,136    | 4,272,389 |
| 1986   | 1,899,437 (77) | 24,668    | 1,821,142 (80) | 22,764    | 3,720,579 |
| 1987   | 2,061,830 (80) | 25,772    | 2,018,317 (79) | 25,548    | 4,080,147 |
| 1988   | 2,081,162 (79) | 26,343    | 2,247,436 (80) | 28,092    | 4,328,598 |
| 1989   | 1,543,656 (79) | 19,539    | 2,165,594 (80) | 27,069    | 3,709,250 |
| 1990   | 1,495,785 (80) | 18,697    | 2,134,797 (81) | 26,355    | 3,630,582 |
| 1991   | 1,641,661 (80) | 20,520    | 2,396,528 (79) | 30,335    | 4,038,189 |
| 1992   | 1,423,963 (78) | 18,255    | 2,325,797 (80) | 29,072    | 3,749,760 |
| 1993   | 1,971,421 (81) | 24,338    | 2,387,312 (78) | 30,606    | 4,358,733 |
| 1994   | 1,184,783 (57) | 20,785    | 1,801,889 (55) | 32,761    | 2,986,672 |
| 1995   | 1,180,979 (71) | 16,633    | 1,879,779 (71) | 26,475    | 3,060,758 |
| 1996   | 1,168,610 (81) | 14,427    | 2,074,472 (80) | 25,930    | 3,243,082 |
| 1997   | 1,365,157 (79) | 17,280    | 2,202,386 (80) | 27,529    | 3,567,543 |
| 1998   | 1,409,391 (79) | 17,840    | 2,128,990 (79) | 26,949    | 3,538,381 |
| 1999   | 2,026,441 (81) | 25,018    | 2,156,145 (80) | 26,952    | 4,182,586 |
| 2000   | 2,533,752 (81) | 31,281    | 2,110,536 (81) | 26,056    | 4,644,288 |
| 2001   | 1,921,305 (81) | 24,016    | 2,213,272 (81) | 27,666    | 4,134,577 |
| 2002   | 1,503,623 (80) | 18,795    | 2,033,451 (81) | 25,104    | 3,537,074 |
| 2003   | 1,368,245 (80) | 17,103    | 1,960,621 (81) | 24,205    | 3,328,866 |
| 2004   | 1,917,004 (80) | 23,963    | 2,188,739 (80) | 27,359    | 4,105,743 |
| 2005   | 2,024,485 (80) | 25,306    | 2,081,872 (79) | 26,353    | 4,106,357 |
| 2006   | 2,595,937 (81) | 32,049    | 2,364,269 (81) | 29,189    | 4,960,206 |
| 2007   | 3,047,139 (81) | 37,619    | 2,498,851 (81) | 30,850    | 5,545,990 |
| 2008   | 3,202,645 (81) | 39,539    | 2,344,660 (80) | 29,308    | 5,547,305 |
| 2009   | 2,567,185 (81) | 31,694    | 2,429,043 (82) | 29,622    | 4,996,228 |
| 2010   | 2,461,237 (81) | 30,386    | 2,346,491 (79) | 29,702    | 4,807,728 |
| 2011   | 2,642,045 (81) | 32,618    | 2,237,967 (81) | 27,629    | 4,880,012 |
| 2012   | 3,028,033 (81) | 37,383    | 2,473,687 (81) | 30,539    | 5,501,720 |
| 2013   | 3,083,397 (81) | 38,067    | 2,269,944 (81) | 28,024    | 5,353,341 |
| 2014   | 2,917,209 (81) | 36,015    | 2,332,847 (81) | 28,801    | 5,250,056 |
| 2015   | 2,726,048 (81) | 33,655    | 2,347,842 (79) | 29,720    | 5,073,890 |
| 2016   | 2,493,859 (80) | 31,173    | 2,293,425 (81) | 28,314    | 4,787,284 |
| 2017   | 2,321,599 (81) | 28,662    | 2,138,026 (80) | 26,725    | 4,459,625 |
| 2018   | 1,856,970 (80) | 23,212    | 2,092,634 (80) | 26,158    | 3,949,604 |
| 2019   | 1,501,430 (80) | 18,768    | 1,961,280 (79) | 24,826    | 3,462,710 |

## HITTING STREAKS BY TIGERS ROOKIES

A pair of Tigers rookies, Carlos Peña and Omar Infante, each strung together 12-game hitting streaks in 2002. They became just the ninth and 10th rookies, respectively, to post hitting streaks of 12-games-or-longer over the last 59 years for the Tigers. Glenn Wilson tops the list with a 19-game hitting streak in 1982. The complete list since 1953 follows:

| Player       | Streak   | Date                   | Year |
|--------------|----------|------------------------|------|
| Glenn Wilson | 19 games | August 13-September 5  | 1982 |
| Leon Roberts | 17 games | April 13-May 16        | 1975 |
| Harvey Kuenn | 15 games | August 29-September 9  | 1953 |
| Milt Cuyler  | 15 games | August 30-September 15 | 1991 |
| Rick Peters  | 14 games | August 26-September 8  | 1980 |
| Harvey Kuenn | 13 games | August 7-19            | 1953 |
| Coot Veal    | 13 games | August 14-27           | 1958 |
| Dan Meyer    | 13 games | June 27-July 9         | 1975 |
| Carlos Peña  | 12 games | September 8-21         | 2002 |
| Omar Infante | 12 games | September 13-27        | 2002 |

# TIGERS ATTENDANCE



## TIGERS ATTENDANCE RECORDS

| Category              | Date      | Total     | Note                       |
|-----------------------|-----------|-----------|----------------------------|
| Season Total          | 2008      | 5,547,305 | Finished 5th in AL Central |
| Home                  | 2008      | 3,202,645 | Finished 5th in AL Central |
| Road                  | 2007      | 2,498,851 | Finished 2nd in AL Central |
| Opening Day           | 4/6/1971  | 54,089    | vs. Cleveland              |
| Single Game           | 9/26/1948 | 57,888    | vs. Cleveland              |
| Night Game            | 8/9/1948  | 56,586    | vs. Cleveland              |
| Smallest Single Game  | 9/24/1928 | 404       | vs. Boston                 |
| Smallest Night Game   | 8/20/1964 | 2,173     | vs. Los Angeles (AL)       |
| Doubleheader          | 7/20/1947 | 58,369    | vs. New York (AL)          |
| Tw-Night Doubleheader | 6/27/1961 | 57,271    | vs. Chicago                |
| ALDS Game             | 10/7/2013 | 43,973    | vs. Oakland                |
| ALCS Game             | 10/5/1984 | 52,188    | vs. Kansas City            |
| World Series Game     | 10/6/1940 | 55,189    | vs. Cincinnati             |
| All-Star Game         | 7/8/1941  | 54,674    | AL 7, NL 5                 |

### TOP 10 CROWDS - COMERICA PARK

| Rank | Total  | Date      | Opponent      |
|------|--------|-----------|---------------|
| 1    | 45,280 | 7/26/2008 | Chicago (AL)  |
| 2    | 45,068 | 3/31/2014 | Kansas City   |
| 3    | 45,051 | 4/5/2013  | New York (AL) |
| 4    | 45,049 | 4/8/2016  | New York (AL) |
| 5    | 45,030 | 4/6/2015  | Minnesota     |
| 6    | 45,027 | 4/5/2012  | Boston        |
| 7    | 45,010 | 4/9/2010  | Cleveland     |
| 8    | 44,934 | 3/31/2008 | Kansas City   |
| 9    | 44,846 | 9/24/2011 | Baltimore     |
| 10   | 44,799 | 4/8/2011  | Kansas City   |

### TOP 10 CROWDS - TIGER STADIUM

| Rank | Total  | Date      | Opponent           |
|------|--------|-----------|--------------------|
| 1    | 58,369 | 7/20/1947 | New York (AL) (dh) |
| 2    | 57,888 | 9/26/1948 | Cleveland          |
| 3    | 57,271 | 6/27/1961 | Chicago (AL) (tn)  |
| 4    | 57,235 | 8/18/1946 | St. Louis (dh)     |
| 5    | 57,149 | 4/28/1946 | Cleveland          |
| 6    | 57,130 | 5/19/1946 | Boston (dh)        |
| 7    | 56,787 | 6/8/1947  | Boston             |
| 8    | 56,586 | 8/9/1948  | Cleveland (n)      |
| 9    | 56,548 | 9/16/1950 | New York (AL)      |
| 10   | 56,367 | 5/30/1947 | St. Louis (dh)     |

## ATTENDANCE RECORDS BY OPPONENT

| Opponent         | Total  | At Home   |         | Note   | Total     | On the Road |      |
|------------------|--------|-----------|---------|--------|-----------|-------------|------|
|                  |        | Date      | Note    |        |           | Date        | Note |
| Arizona          | 43,163 | 6/25/2011 | SAT/N** | 48,804 | 5/17/2008 | SUN         |      |
| Atlanta          | 42,881 | 4/27/2013 | N**     | 51,220 | 10/2/2016 | N           |      |
| Baltimore        | 53,959 | 7/12/1970 | DH      | 51,764 | 6/10/1984 | DH          |      |
| Boston           | 57,130 | 5/19/1946 | DH      | 46,995 | 8/19/1934 | DH          |      |
| Chicago (AL)     | 57,271 | 6/27/1961 | TN      | 47,795 | 7/12/1979 | TN          |      |
| Chicago (NL)     | 42,332 | 6/25/2009 | **      | 42,292 | 6/14/2012 |             |      |
| Cincinnati       | 43,128 | 5/20/2006 | SAT/N** | 42,443 | 6/9/2012  | SAT         |      |
| Cleveland        | 57,888 | 9/26/1948 | SUN     | 78,187 | 7/2/1950  | SUN         |      |
| Colorado         | 42,811 | 8/2/2014  | SAT/N** | 49,015 | 6/19/2011 | SUN         |      |
| Houston          | 40,315 | 5/15/2013 | **      | 41,177 | 7/17/1999 | SAT         |      |
| Kansas City      | 51,041 | 7/9/1976  | N       | 41,251 | 8/5/1985  | N           |      |
| Los Angeles (AL) | 52,682 | 6/14/1970 | SUN     | 59,502 | 6/8/1991  | SUN         |      |
| Los Angeles (NL) | 42,348 | 6/14/2008 | SAT**   | 53,231 | 4/8/2014  | N           |      |
| Miami            | 38,524 | 6/12/2004 | SAT/N** | 36,911 | 4/5/2016  | OD          |      |
| Milwaukee        | 51,473 | 4/7/1989  | OD      | 54,630 | 7/6/1979  | N           |      |
| Minnesota        | 52,622 | 6/17/1973 | SUN     | 54,088 | 10/6/2009 |             |      |
| New York (AL)    | 58,404 | 8/22/1943 | SUN/DH  | 79,000 | 8/14/1934 | DH          |      |
| New York (NL)    | 42,364 | 6/9/2007  | SAT/N   | 40,691 | 5/25/2019 | SAT         |      |
| Oakland          | 53,565 | 7/25/1971 | DH      | 53,498 | 4/3/2000  | OD          |      |
| Philadelphia     | 42,317 | 7/26/2013 | FRI/N** | 45,537 | 6/17/2007 | SUN         |      |
| Pittsburgh       | 42,953 | 5/19/2012 | SAT**   | 39,933 | 4/13/2015 | HO          |      |
| St. Louis        | 44,446 | 6/24/2008 | N**     | 47,716 | 6/12/1999 | SAT/N       |      |
| San Diego        | 21,895 | 6/15/2005 | N**     | 42,182 | 4/12/2014 | SAT/N       |      |
| San Francisco    | 38,983 | 7/2/2011  | SAT/N** | 41,554 | 6/6/2003  | FRI/N       |      |
| Seattle          | 44,207 | 5/27/1977 | N       | 57,118 | 5/31/1997 | SAT/N       |      |
| Tampa Bay        | 45,768 | 4/7/1998  | HO      | 45,369 | 3/31/1998 | OD          |      |
| Texas            | 51,504 | 4/12/1988 | HO      | 48,303 | 8/11/2012 | SAT/N       |      |
| Toronto          | 52,528 | 4/7/1978  | OD      | 50,532 | 7/31/1993 | SAT         |      |
| Washington       | 41,880 | 7/30/2013 | N**     | 35,695 | 5/11/2016 | N           |      |

Notes: \*\*-Comerica Park; DH-Doubleheader; TN-Twi-Night Doubleheader; N-Night Game; OD-Opening Day; HO-Home Opener

HISTORY & RECORDS



# TIGERS ALL-TIME MANAGERS

## MANAGERS

| Years            | Manager          | Seasons | Games | W    | L    | Pct.  |
|------------------|------------------|---------|-------|------|------|-------|
| 1901             | George Stallings | 1       | 135   | 74   | 61   | .548  |
| 1902             | Frank Dwyer      | 1       | 135   | 52   | 83   | .385  |
| 1903-04          | Ed Barrow        | 2       | 214   | 97   | 117  | .453  |
| 1904*            | Bobby Lowe       | 1       | 74    | 30   | 44   | .405  |
| 1905-06          | Bill Armour      | 2       | 302   | 150  | 152  | .497  |
| 1907-20          | Hughie Jennings  | 14      | 2103  | 1131 | 972  | .538  |
| 1921-26          | Ty Cobb          | 6       | 923   | 479  | 444  | .519  |
| 1927-28          | George Moriarty  | 2       | 207   | 150  | 157  | .489  |
| 1929-33; 1955-56 | Bucky Harris     | 7       | 1073  | 516  | 557  | .481  |
| 1933*; 1938-42   | Del Baker        | 6       | 675   | 358  | 317  | .530  |
| 1934-38          | Mickey Cochrane  | 5       | 710   | 413  | 297  | .582  |
| 1943-48          | Steve O'Neill    | 6       | 923   | 509  | 414  | .551  |
| 1949-52          | Red Rolfe        | 4       | 534   | 278  | 256  | .521  |
| 1952-54          | Fred Hutchinson  | 3       | 390   | 155  | 235  | .397  |
| 1957-58          | Jack Tighe       | 2       | 203   | 99   | 104  | .488  |
| 1958*-59         | Bill Norman      | 2       | 122   | 58   | 64   | .475  |
| 1959-60          | Jimmy Dykes      | 2       | 233   | 118  | 115  | .506  |
| 1960*            | Billy Hitchcock  | 1       | 1     | 1    | 0    | 1.000 |
| 1960             | Joe Gordon       | 1       | 57    | 26   | 31   | .456  |
| 1961-63          | Bob Scheffing    | 3       | 383   | 210  | 173  | .548  |
| 1963-66          | Chuck Dressen    | 4       | 410   | 221  | 189  | .539  |
| 1965*-66*        | Bob Swift        | 2       | 99    | 56   | 43   | .566  |
| 1966*            | Frank Scaff      | 1       | 79    | 40   | 39   | .506  |
| 1967-70          | Mayo Smith       | 4       | 648   | 363  | 285  | .560  |
| 1971-73          | Billy Martin     | 3       | 461   | 253  | 208  | .549  |
| 1973*            | Joe Schultz      | 1       | 19    | 9    | 10   | .474  |
| 1974-78          | Ralph Houk       | 5       | 806   | 363  | 443  | .450  |
| 1979             | Les Moss         | 1       | 53    | 27   | 26   | .509  |
| 1979*            | Dick Tracewski   | 1       | 2     | 2    | 0    | 1.000 |
| 1979-95          | Sparky Anderson  | 17      | 2579  | 1331 | 1248 | .516  |
| 1996-98          | Buddy Bell       | 3       | 461   | 184  | 277  | .399  |
| 1998*-99         | Larry Parrish    | 2       | 185   | 82   | 104  | .441  |
| 2000-2002        | Phil Garner      | 3       | 330   | 145  | 185  | .439  |
| 2002             | Luis Pujols      | 1       | 155   | 55   | 100  | .355  |
| 2003-2005        | Alan Trammell    | 3       | 486   | 186  | 300  | .383  |
| 2006-2013        | Jim Leyland      | 8       | 1297  | 700  | 597  | .540  |
| 2014-2017        | Brad Ausmus      | 4       | 646   | 314  | 332  | .486  |
| 2018-2020        | Ron Gardenhire   | 3       | 373   | 132  | 241  | .354  |
| 2020*            | Lloyd McClendon  | 1       | 8     | 2    | 6    | .250  |

\*interim

## TIGERS ALL-TIME COACHES

### MAJOR LEAGUE COACHES

|                  |         |                    |                              |                   |                    |                   |                  |
|------------------|---------|--------------------|------------------------------|-------------------|--------------------|-------------------|------------------|
| Adair, Rick      | 1996-99 | Ens, Jewel         | 1932                         | Landestoy, Rafael | 2002               | Pinson, Vada      | 1985-91          |
| Alou, Felipe     | 2002    | Ezell, Glenn       | 1996                         | Leifield, Lefty   | 1927-28            | Pujols, Luis      | 2002             |
| Anderson, Rick   | 2018-20 | Ferrell, Rick      | 1950-53                      | Liddle, Steve     | 2018-19            | Resinger, Grover  | 1969-70          |
| Appling, Luke    | 1960    | Ferrick, Tom       | 1960-63                      | Lund, Don         | 1957-58            | Rettenmund, Merv  | 2002             |
| Baker, Del       | 1933-38 | Fields, Bruce      | 2003-05                      | Lyons, Ted        | 1949-53            | Roarke, Mike      | 1965-66, 1970    |
| Bartell, Dick    | 1949-52 | Fowler, Art        | 1971-73                      | Madlock, Bill     | 2000-01            | Rojas, Mike       | 2011-13          |
| Belliard, Rafael | 2006-13 | Francona, Terry    | 1996                         | Matlack, Jon      | 1996               | Roof, Gene        | 1992-95          |
| Billmeyer, Mick  | 2014-17 | Gehringer, Charlie | 1942                         | Mansolino, Doug   | 2000-02            | Rowe, Schoolboy   | 1954-55          |
| Blackburn, Wayne | 1963-64 | Gibson, Kirk       | 2003-05                      | Martin, Matt      | 2014-17            | Sain, Johnny      | 1967-69          |
| Bosio, Chris     | 2018    | Gladning, Fred     | 1976-78                      | McBride, George   | 1925-26, 1929      | Samuel, Juan      | 1999-2005        |
| Bresnahan, Roger | 1930-31 | Gordon, Joe        | 1956                         | McCatty, Steve    | 2002               | Santiago, Ramon   | 2018-20          |
| Bridges, Tommy   | 1946    | Grammas, Alex      | 1980-91                      | McGuire, Deacon   | 1911-16            | Schultz, Joe      | 1971-76          |
| Brinkman, Ed     | 1979    | Grodzicki, Johnny  | 1979                         | McClendon, Lloyd  | 2006-13, 2017-20   | Shaughnessy, Shag | 1928             |
| Brookens, Tom    | 2010-13 | Hamilton, Steve    | 1975                         | Meyer, Benny      | 1928-30            | Shea, Merv        | 1939-42          |
| Brown, Gates     | 1978-84 | Harrah, Toby       | 1998, 2012-13                | Melvin, Bob       | 2000               | Shellenback, Jim  | 1946-47          |
| Burke, Jimmy     | 1914-17 | Hatfield, Fred     | 1977-78                      | Miller, Bing      | 1938-41            | Silvera, Charlie  | 1971-73          |
| Carisch, Fred    | 1923-24 | Heffner, Don       | 1961                         | Mills, Art        | 1944-48            | Skafl, Frank      | 1965-66, 1971    |
| Cavarretta, Phil | 1961-63 | Hegan, Jim         | 1974-78                      | Moses, Wally      | 1967-70            | Slaughter, Don    | 2006             |
| Clark, Dave      | 2014-20 | Henrich, Tommy     | 1958-59                      | Muffett, Billy    | 1985-94            | Sweeney, Bill     | 1947-48          |
| Clark, Phil      | 2018-20 | Hernandez, Chuck   | 2006-08                      | Mullin, Pat       | 1963-66            | Swift, Bob        | 1953-54, 1963-66 |
| Cluck, Bob       | 2003-05 | Herndon, Larry     | 1992-98                      | Myatt, George     | 1962-63            | Tighe, Jack       | 1942             |
| Coleman, Bob     | 1932    | Hill, Perry        | 1997-99                      | Naragon, Hal      | 1967-69            | Tracewski, Dick   | 1972-95          |
| Coles, Darnell   | 2014    | Hitchcock, Billy   | 1955-60                      | Newhan, David     | 2015-16            | Trammell, Alan    | 1999             |
| Consolo, Billy   | 1979-92 | Hopp, Johnny       | 1954                         | O'Neill, Steve    | 1941               | Treuel, Ralph     | 1995             |
| Coombs, Jack     | 1920    | Howley, Dan        | 1919, 1921-22                | Ott, Ed           | 2001-02            | Van Slyke, Andy   | 2006-09          |
| Craig, Roger     | 1980-84 | Hudlin, Willis     | 1957-59                      | Overmire, Stubby  | 1963-66            | Vavra, Joe        | 2018-20          |
| Cramer, Doc      | 1948    | Jones, Jeff        | 1995, 1998-00, 2002, 2007-15 | Parrish, Lance    | 1999-2001, 2003-05 | Vincent, Al       | 1943-44          |
| Cuccinello, Tony | 1967-68 | Joyner, Wally      | 2014-16                      | Pico, Jeff        | 2018-20            | Vizquel, Omar     | 2014-17          |
| Davenport, Jim   | 1991    | Kelleher, Mick     | 2003-05                      |                   |                    | Warthen, Dan      | 1999-2002        |
| Deal, Cot        | 1973-74 | Kendall, Fred      | 1996-98                      |                   |                    | White, Jerry      | 1997-98          |
| Donovan, Bill    | 1918    | Knapp, Rick        | 2009-11                      |                   |                    | White, Jo-Jo      | 1960             |
| Dubee, Rich      | 2016-17 | Kress, Red         | 1940                         |                   |                    | Whitmer, Dan      | 1992-94          |
| Dubuc, Jean      | 1930-31 | Lamont, Gene       | 2006-17                      |                   |                    | Williams, Otto    | 1925             |
| Durham, Leon     | 2017    |                    |                              |                   |                    |                   |                  |

# TIGERS ALL-TIME ROSTER



## AMERICAN LEAGUE, 1901-2020

1,680 players have worn a Tigers uniform in a regular season game

### — A —

Abbott, Glenn (RHP) 1983-84  
 Aber, Al (LHP) 1953-57  
 Acevedo, Juan (RHP) 2002  
 Adams, Austin (RHP) 2019  
 Adams, Bob (C) 1977  
 Adduci, Jim (OF) 2017-18  
 Aguirre, Hank (LHP) 1958-67  
 Ahearne, Pat (RHP) 1995  
 Ainsmith, Eddie (C) 1919-21  
 Akers, Bill (F) 1929-31  
 Albuquerque, Al (RHP) 2011-15  
**Alcántara, Sergio (INF) 2020-**  
 Alcántara, Victor (RHP) 2017-19  
 Aldred, Scott (LHP) 1990-92, 1996  
 Alexander, Dale (IF/OF) 1929-32  
 Alexander, Doyle (RHP) 1987-89  
**Alexander, Tyler (LHP) 2019-**  
 Allanson, Andy (C) 1991  
 Allen, Dusty (IF/OF) 2000  
 Allen, Rod (OF) 1984  
 Altien, Ernie (LHP) 1920  
 Alusik, George (OF) 1956, 1961-62  
 Alvarado, Luis (IF) 1977  
 Alvarez, Gabe (IF) 1998-00  
 Alvarez, Jose (LHP) 2013  
 Alvarez, Ossie (IF) 1959  
 Amoros, Sandy (OF) 1960  
 Anderson, Bob (RHP) 1963  
 Anderson, Josh (OF) 2009  
 Anderson, Matt (RHP) 1998-2003  
 Archer, Jimmy (IF/OF) 1902  
 Archie, George (IF) 1938  
 Arndt, Harry (IF/OF) 1902  
 Arroyo, Fernando (RHP) 1975, 1977-79  
 Auker, Elden (RHP) 1933-38  
 Ausmus, Brad (C) 1996, 1999-00  
 Averill, Earl (OF) 1939-40  
 Avery, Steve (LHP) 2003  
 Avila, Alex (C) 2009-15, 2017  
 Aviles, Mike (IF) 2016  
 Aybar, Erick (IF) 2016  
 Ayers, Doc (RHP) 1919-21

### — B —

Baez, Sandy (RHP) 2018-19  
 Bailey, Bill (LHP) 1918  
 Bailey, Howard (LHP) 1981-83  
 Bair, Doug (RHP) 1983-85  
 Baker, Del (C) 1914-16  
 Baker, Doug (IF) 1984-87  
 Baker, Jeff (IF/OF) 2012  
 Baker, Steve (RHP) 1978-79  
 Bako, Paul (C) 1998  
 Baldwin, Billy (OF) 1975  
 Balester, Colfin (RHP) 2012  
 Bando, Chris (C) 1988  
 Barbatto, Johnny (RHP) 2018  
 Bare, Ray (RHP) 1975-77  
 Barfoot, Clyde (RHP) 1926  
 Barnes, Frank (LHP) 1929  
 Barnes, Sam (IF) 1921  
 Barnes, Skeeter (IF/OF) 1991-94  
 Barrett, Jimmy (OF) 1901-05  
 Barte, Kimera (OF) 1996-99  
 Bartell, Dick (IF) 1940-41  
 Basham, Al (OF) 1912  
 Bassler, Johnny (C) 1921-27  
 Batts, Matt (C) 1952-54  
 Baumann, Paddy (IF/OF) 1911-14  
 Baumgartner, Harry (RHP) 1920  
 Baumgartner, John (IF) 1953  
 Bautista, Danny (OF) 1993-96  
 Bautista, Denny (RHP) 2008  
 Bautista, Jose (RHP) 1997  
 Bazarzo, Yorman (RHP) 2007-08  
 Beamon, Terry (OF/DH) 1998  
 Bean, Billy (OF) 1987-89  
 Beane, Billy (OF) 1988  
 Beard, Dave (RHP) 1989  
 Bearden, Gene (LHP) 1951  
 Beck, Erv (IF/OF) 1902  
 Beck, Walter (RHP) 1944  
 Beckendorf, Heinie (C) 1909-10  
 Becker, Rich (OF) 2000  
 Beckham, Gordon (IF) 2019  
 Belardi, Wayne (IF/OF) 1954-56

Belcher, Tim (RHP) 1994  
 Bell, Beau (OF) 1939  
 Bell, Chad (LHP) 2017-18  
 Below, Duane (LHP) 2011-14  
 Beltran, Francis (RHP) 2008  
 Benoit, Joaquin (RHP) 2011-13  
 Benton, Al (RHP) 1938-42, 1945-48  
 Berberet, Lou (C) 1959-60  
 Berenguer, Juan (RHP) 1982-85  
 Bergman, Dave (IF) 1984-92  
 Bergman, Sean (RHP) 1993-95  
 Bernazard, Tony (IF) 1991  
 Bernero, Adam (RHP) 2000-03  
 Berro, Johnny (IF) 1948  
 Berroa, Geronimo (DH/OF) 1998  
 Berry, Neil (IF) 1948-52  
 Berry, Quentin (OF) 2012-13  
 Betoino, Reno (IF) 1953-58, 1961-62  
 Betemitt, Wilson (IF) 2011  
 Beverlin, Jason (RHP) 2002  
 Bevilin, Monte (C/IF) 1904  
 Bilko, Steve (IF) 1960  
 Billingham, Jack (RHP) 1978-80  
 Billings, Josh (RHP) 1927-29  
 Birrer, Babe (RHP) 1955  
 Black, Bud (RHP) 1952, 1955-56  
 Blair, Willie (RHP) 1997, 1999-2001  
 Blessett, Ike (OF) 1972  
 Blomdahl, Ben (RHP) 1995  
 Bloodworth, Jimmy (IF) 1942-43, 1946  
 Blue, Lu (IF/OF) 1921-27  
 Bocachica, Hiram (IF/OF) 2002-03  
 Bochtler, Doug (RHP) 1998  
 Bockus, Randy (RHP) 1989  
 Boehler, George (RHP) 1912-16  
 Boesch, Brennan (OF) 2010-13  
 Boever, Joe (RHP) 1993-95  
 Bogart, John (RHP) 1920  
 Bohanon, Brian (LHP) 1995  
 Bohand, Bernie (RHP) 1915-20  
 Bolling, Frank (IF) 1954, 1956-60  
 Bolling, Mitt (IF) 1958  
 Bolton, Cliff (C) 1937  
 Bolton, Tom (LHP) 1993  
 Bonderman, Jeremy (RHP) 2003-10, 2013

**Bonifacio, Jorge (OF) 2020-**  
 Bonino, Eddie (RHP) 2008-10  
 Boone, Danny (RHP) 1921  
 Boone, Ray (IF) 1953-58  
 Borowski, Dave (RHP) 1999-2001  
 Borkum, Red (IF) 1944-45  
 Boros, Steve (IF) 1957-58, 1961-62  
 Borowy, Hank (RHP) 1950-51  
 Boswell, Dave (RHP) 1971  
**Boyd, Matthew (LHP) 2015-**  
 Brady, Jim (LHP) 1956  
 Brancha, Ralph (RHP) 1953-54  
 Brideweser, Jim (IF) 1956  
 Bridges, Rocky (IF) 1959-60  
 Bridges, Tommy (RHP) 1930-43, 1945-46  
 Brinkman, Ed (IF) 1971-74  
 Brocail, Doug (RHP) 1997-2000  
 Brogna, Rico (IF) 1992  
 Brookens, Ike (RHP) 1975  
 Brookens, Tom (IF/OF) 1979-88  
 Brower, Lou (IF) 1931  
 Brown, Chris (IF) 1989  
 Brown, Darrell (OF) 1981  
 Brown, Dick (C) 1961-62  
 Brown, Gates (OF/IF) 1963-75  
 Brown, Ike (IF/OF) 1969-74  
 Browning, Frank (RHP) 1910  
 Bruce, Bob (RHP) 1959-61  
 Bruckmiller, Andy (RHP) 1905  
 Brumley, Mike (IF/OF) 1989  
 Brunsberg, Arlo (C) 1966  
 Brunson, Will (LHP) 1998-99  
 Bruton, Billy (OF) 1961-64  
 Bucha, Johnny (C) 1953  
 Buddin, Don (IF) 1962  
 Buelow, Fritz (C/IF) 1901-04  
 Bullard, George (IF) 1954  
 Bunning, Jim (RHP) 1955-63  
 Burke, Les (IF) 1923-26  
 Burns, Bill (LHP) 1912  
 Burns, George (IF) 1914-17

Burns, Jack (IF) 1936  
 Burns, Joe (OF) 1913  
 Burns, John (IF) 1903-04  
 Burnside, Pete (LHP) 1959-60  
 Burnside, Sheldon (LHP) 1978-79  
**Burrows, Beau (RHP) 2020-**  
 Bush, Donie (IF) 1908-21  
 Butera, Sal (C) 1983  
 Byrd, Harry (RHP) 1957  
 Byrddak, Tim (LHP) 2007

### — C —

Cabell, Enos (IF/OF) 1982-83  
**Cabrera, Miguel (IF) 2008-**  
 Cadaret, Greg (LHP) 1994  
 Cain, Bob (LHP) 1951  
 Cain, Les (LHP) 1968, 1970-72  
 Calvert, Paul (RHP) 1950-51  
**Cameron, Daz (OF) 2020-**  
 Campbell, Bill (RHP) 1986  
 Campbell, Bruce (OF) 1940-41  
 Campbell, Dave (IF) 1967-68  
 Campbell, Paul (IF) 1948-50  
**Candelario, Jaimer (IF) 2017-**  
 Capellan, Guy (RHP) 1930  
 Capuzzello, George (LHP) 1981  
 Cardona, Javier (C) 2000-01  
 Carisch, Fred (C) 1923  
 Carpenter, Ryan (LHP) 2018-19  
 Carr, Charlie (IF) 1903-04  
 Carreon, Mark (OF) 1992  
 Carrera, Ezequiel (OF) 2014  
 Carroll, Ownie (RHP) 1925, 1927-30  
 Carswell, Frank (OF) 1953  
 Cary, Chuck (LHP) 1985-86  
 Casale, Jerry (RHP) 1961-62  
 Casanova, Raul (C) 1996-98  
 Casey, Doc (IF) 1901-02  
 Casey, Joe (C/OF) 1909-11  
 Casey, Sean (IF) 2006-07  
 Cash, Norm (IF/OF) 1960-74  
 Cash, Ron (IF/OF) 1973-74  
 Castellanos, Nicholas (IF/OF) 2013-19  
 Caster, George (RHP) 1945-46  
 Castillo, Frank (RHP) 1998  
 Castillo, Marty (C/IF) 1981-85  
**Castro, Antonio (RHP) 2020-**  
**Castro, Harold (IF) 2018-**  
**Castro, Will (IF) 2019-**  
 Catalanotto, Frank (IF) 1997-99  
 Cavet, Pug (LHP) 1911, 1914-15  
 Cedeno, Andujar (IF) 1996  
 Cedeno, Roger (OF) 2001  
 Cerutti, John (LHP) 1991  
 Cespedes, Yoenis (OF) 2015  
 Chamberlain, Joa (RHP) 2014-15  
 Chance, Dean (RHP) 1971  
 Chiti, Harry (C) 1960-61  
 Chris, Mike (LHP) 1979  
 Chrisley, Neil (OF/IF) 1959-60  
 Christian, Bob (IF/OF) 1968  
 Christian, Mark (IF) 1938-39  
 Christopher, Mike (RHP) 1995-96  
 Cicotte, Al (RHP) 1958  
 Cicotte, Eddie (RHP) 1905  
**Cisneros, Jose (RHP) 2019-**  
 Claire, Dave (IF) 1920  
 Clark, Danny (IF/OF) 1922  
 Clark, Jermaine (IF) 2001  
 Clark, Mel (OF) 1957  
 Clark, Phil (OF) 1992  
 Clark, Tony (OF) 1995-2001  
 Clarke, Nig (C) 1905  
 Clarke, Rufe (RHP) 1923-24  
 Clauss, Al (LHP) 1913  
 Clevlen, Brent (OF) 2006-08  
 Clifton, Flea (IF) 1934-37  
 Cobb, Joe (PH) 1918  
 Cobb, Ty (OF/IF/RHP) 1905-26  
 Cochrane, Mickey (C) 1934-37  
 Coffey, Jack (IF) 1918  
 Coffman, Slick (RHP) 1937-39  
 Coke, Phil (LHP) 2010-14  
 Colavito, Rocky (OF) 1960-63  
 Colbert, Nate (IF) 1975  
 Cole, Bert (LHP) 1921-25

Coleman, Joe, Sr. (RHP) 1955  
 Coleman, Joe, Jr. (RHP) 1971-76  
 Coleman, Louis (RHP) 2018  
 Coleman, Vince (OF) 1997  
 Coles, Darnell (IF/OF) 1986-87, 1990  
 Collier, Orlin (RHP) 1931  
 Collins, Dave (OF) 1986  
 Collins, Kevin (IF) 1970-71  
 Collins, Rip (RHP) 1923-27  
 Collins, Tyler (OF) 2014-17  
 Colon, Roman (RHP) 2005-06  
 Colyer, Steve (LHP) 2004  
 Comer, Wayne (OF/C) 1967-68, 1972  
 Comstock, Ralph (RHP) 1913  
 Conger, Dick (RHP) 1940  
 Conkwright, Allen (RHP) 1920  
 Connelly, Bill (RHP) 1950  
 Cook, Earl (RHP) 1941  
 Cooley, Dick (OF) 1905  
 Coombs, Jack (RHP) 1920  
 Cooper, Wilbur (LHP) 1926  
 Corcoran, Tim (OF) 1977-80  
 Cordero, Francisco (RHP) 1999  
 Cornejo, Nate (RHP) 2001-2004  
 Correden, Red (IF) 1912  
 Cottier, Chuck (IF) 1961  
 Couch, Johnny (RHP) 1917  
 Courghlin, Bill (IF) 1904-08  
 Courtney, Ernie (IF) 1903  
 Coveleski, Harry (LHP) 1914-18  
 Covington, Bill (RHP) 1911-12  
 Cowens, Al (OF) 1980-81  
 Cox, Red (RHP) 1920  
 Craemer, Doc (OF) 1942-48  
 Crawford, Jim (LHP) 1976-78  
 Crawford, Sam (OF/IF) 1903-17  
 Creak, Doug (LHP) 2005  
 Crimian, Jack (RHP) 1957  
 Cristante, Leo (RHP) 1955  
 Crockett, Davey (IF) 1901  
 Cron, C.J. (INF) 2020  
 Cronin, Jack (RHP) 1901-02  
 Crosby, Casey (LHP) 2012-14  
 Croucher, Frank (IF) 1939-41  
 Crow, Dean (RHP) 1998  
 Crodner, General (RHP) 1934-36  
 Cruceta, Francisco (RHP) 2020  
 Crumpler, Ray (LHP) 1920  
 Cruz, Deivi (IF) 1997-2001  
 Cruz, Fausto (IF) 1996  
 Cruz, Jacob (OF) 2002  
 Cruz, Nelson (RHP) 1999-2000  
 Cullen, William (RHP) 2017  
 Cuelbaine, Roy (OF/IF) 1938-39, 1945-47  
 Cummings, John (LHP) 1996-97  
 Cunningham, George (RHP/OF) 1916-19, 1921  
 Curry, Harry (IF) 1918  
 Curtis, Chad (OF) 1995-96  
 Cutshaw, George (IF) 1922-23  
 Cuyler, Milt (OF) 1990-95

### — D —

Dalton, Jack (OF) 1916  
 Dalton, Mike (LHP) 1991  
 Damon, Johnny (OF) 2010  
 Daniel, Chuck (RHP) 1957  
 Darenbourg, Vic (LHP) 2005  
 Datz, Jeff (C/DH) 1989  
 Daugherty, Doc (PH) 1951  
 Dauss, Hookey (RHP) 1912-26  
 Davie, Jerry (RHP) 1959  
 Davis, Eric (OF) 1993-94  
 Davis, Harry (IF) 1932-33  
 Davis, Rajai (OF) 2014-15  
 Davis, Storm (RHP) 1993-94  
 Davis, Woody (RHP) 1938  
 Deal, Charlie (IF) 1912-13  
 Deer, Rob (OF) 1991-93  
 Deering, John (RHP) 1903  
 DeFate, Tony (IF) 1917  
 Dejesus, Ivan (IF) 1988  
 DeJohn, Mark (IF) 1982  
 De La Cruz, Eulogio (RHP) 2007  
 Delahanty, Jim (IF) 1909-12  
 de los Santos, Luis (OF) 1991  
 Delsing, Jim (OF) 1952-56

HISTORY & RECORDS



# TIGERS ALL-TIME ROSTER

**Demeritte, Travis (OF)** 2019-  
Demeter, Don (OF/IF) 1964-66  
Demeter, Steve (IF) 1959  
Demmitt, Ray (OF) 1914  
den Dekker, Matt (OF) 2017  
Denehy, Bill (RHP) 1971  
Desautels, Gene (C) 1930-33  
DeSilva, John (RHP) 1993  
DeViveiros, Bernie (IF) 1927  
Didier, Bob (C) 1973  
DiFelice, Mike (C) 2004  
Dillard, Steve (IF) 1978  
Dillon, Pop (IF) 1901-02  
Dingman, Craig (RHP) 2004-05  
Dirks, Andy (OF) 2011-14  
Disch, George (P) 1905  
Dishman, Glenn (LHP) 1997  
Dittmer, Jack (IF) 1957  
**Dixon, Brandon (IF)** 2019-  
Dlugach, Brent (IF) 2009  
Dobson, Pat (RHP) 1967-69  
Doby, Larry (OF) 1959  
Doherty, John (RHP) 1992-95  
Doljack, Frank (OF/IF) 1930-34  
Dolsi, Freddy (RHP) 2008-09  
Donahue, Red (RHP) 1906  
Donohue, Jim (RHP) 1961  
Donovan, Dick (RHP) 1954  
Donovan, Wild Bill (RHP/IF/OF)  
1903-12, 1918  
Doran, Tim (C) 1905  
Dotel, Octavio (RHP) 2012-13  
Douglass, Sean (RHP) 2005  
Dowd, Snooks (IF) 1919  
Downs, Darin (LHP) 2012-13  
Downs, Red (IF/OF) 1907-08  
Doyle, Jess (RHP) 1925-27  
Drake, Delos (OF/IF) 1911  
Dressen, Lee (IF) 1918  
Drill, Lew (C/OF/IF) 1904-05  
Duff, Walf (OF) 1952-54  
DuBois, Brian (LHP) 1989-90  
Dubach, Jean (RHP) 1912-16  
Dugan, Joe (IF) 1931  
Duran, Roberto (LHP) 1997-98  
Durbinn, Chad (RHP) 2006-07  
Dustal, Bob (RHP) 1963  
Dyer, Ben (IF/OF/RHP) 1916-19  
Dyer, Duffy (C) 1980-81

## — E —

Earl, Scott (IF) 1984  
Easley, Damion (IF) 1996-2002  
Eason, Mal (RHP) 1903  
Easterling, Paul (OF) 1928, 1930  
Eaton, Zeb (RHP) 1944-45  
Eckenharter, Eric (LHP) 2002-03  
Egan, Dick (LHP) 1963-64  
Egan, Wish (RHP) 1902  
Ehmke, Howard (RHP) 1916-17, 1919-22  
Eischen, Joey (LHP) 1996  
Eisenstat, Harry (LHP) 1938-39  
Elberfeld, Kid (IF) 1901-03  
Elder, Heinie (LHP) 1913  
Eldred, Brad (IF) 2012  
Ellison, Bert (IF/OF) 1916-20  
Encarnacion, Juan (OF) 1997-2001  
Engle, Dave (IF/OF/C) 1986  
English, Gil (IF) 1936-37  
Ennis, John (RHP) 2004  
Erickson, Eric (RHP) 1916, 1918-19  
Erickson, Hal (RHP) 1953  
Erwin, Tex (C) 1907  
Eubank, John (RHP) 1905-07  
Evans, Darrell (IF) 1984-88  
Everett, Adam (IF) 2009-10  
Evers, Hoot (OF) 1941, 1946-52, 1954

## — F —

Face, Roy (RHP) 1968  
Fahey, Bill (C) 1981-83  
Fain, Ferris (IF) 1955  
Farley, Bob (IF/OF) 1962  
**Farmer, Buck (RHP)** 2014-  
Farmer, Ed (RHP) 1973  
Farnsworth, Jeff (RHP) 2002  
Farnsworth, Kyle (RHP) 2005, 2008  
Farrell, John (RHP) 1996  
Faul, Bill (RHP) 1962-64  
Federoff, Al (IF) 1951-52

Felix, Neftali (OF) 1994  
Feliz, Jeurkis (RHP) 2015  
Feller, Jack (C) 1958  
Fernandez, Chico (IF) 1960-63  
Fernández, José (LHP) 2019  
Ferrell, Jeff (RHP) 2015-17  
Ferry, Cy (RHP) 1904  
Fick, Robert (C/IF/OF) 1998-2002  
Fidrych, Mark (RHP) 1976-80  
Fielder, Cecil (IF) 1990-96  
Fielder, Prince (IF) 2012-13  
Fields, Bruce (OF) 1986  
Fields, Daniel (OF) 2015  
Fien, Casey (RHP) 2009-10  
Fiers, Mike (RHP) 2018  
Figaro, Alfredo (RHP) 2009-10  
Finigan, Jim (IF) 1957  
Finneran, Happy (RHP) 1918  
Fischer, Bill (RHP) 1958, 1960-61  
Fischer, Carl (LHP) 1933-35  
Fisher, Ed (RHP) 1902  
Fisher, Fritz (LHP) 1964  
Fister, Doug (RHP) 2011-13  
Flagstead, Ira (OF/IF) 1917, 1919-23  
Flaherty, John (C) 1994-96  
Fleming, Scott (OF) 1939  
Fletcher, Les (IF) 1995  
Fletcher, Tom (LHP) 1962  
Fletcher, Van (RHP) 1955  
Florie, Bryce (RHP) 1998-99  
Flowers, Ben (RHP) 1955  
Flynn, Bubba (IF) 1944  
Flynn, Doug (IF) 1985  
Foiles, Hank (C) 1960  
Foore, Jim (LHP) 1971-72  
Ford, Gene (RHP) 1905  
Fossum, Casey (LHP) 2008  
Foster, Larry (RHP) 1963  
Fothergill, Bob (OF) 1922-30  
Foucault, Steve (RHP) 1977-78  
Fox, Pete (OF) 1933-40  
Fox, Terry (RHP) 1961-66  
Foytack, Paul (RHP) 1953, 1955-63  
Francis, Ray (LHP) 1923  
Francona, Tito (OF) 1958  
Franklin, Murray (IF) 1941-42  
Frasier, Jeff (RHP) 1933-34  
Frazier, Jeff (OF) 2010  
Freehan, Bill (C) 1961, 1963-76  
Freese, George (PH) 1953  
French, Luke (LHP) 2009  
Fried, Cy (LHP) 1920  
Friend, Owen (IF) 1953  
Frisik, Emil (RHP/OF) 1901  
Froths, Bill (LHP) 1955  
Fryman, Travis (IF) 1990-97  
Fryman, Woodie (LHP) 1972-74  
Fuchs, Charlie (RHP) 1942  
Fuentes, Tito (IF) 1977  
Fuller, Frank (IF) 1915-16  
Fullmer, Carson (RHP) 2020  
**Fulmer, Michael (RHP)** 2016-  
Fulk, Liz (OF) 1930  
**Funkhouser, Kyle (RHP)** 2020-  
Furbush, Charlie (LHP) 2011

## — G —

Gagnon, Chick (IF) 1922  
Gaillard, Eddie (RHP) 1997  
Gainer, Del (IF) 1909, 1911-14  
Gakelar, Dan (RHP) 1991  
Galaraga, Armando (RHP) 2008-10  
Gallagher, Doug (LHP) 1962  
Galloway, Chick (IF/OF) 1928  
Gamble, John (IF) 1972-73  
Garbey, Barbara (IF/OF) 1984-85  
Garbowski, Alex (PR) 1952  
Garcia, Avisail (OF) 2012-13  
**Garcia, Bryan (RHP)** 2019-  
Garcia, Freddy (RHP) 2008  
Garcia, Karim (OF) 1999-00  
Garcia, Luis (IF) 1999  
Garcia, Pedro (IF) 1976  
**Garcia, Rony (RHP)** 2020-  
Gardiner, Mike (RHP) 1993-95  
Garrett, Reed (RHP) 2019  
Garver, Ned (RHP) 1952-56  
Gehringer, Charlie (IF) 1924-42  
Gelbert, Charley (IF) 1937  
Gentry, Rufe (RHP) 1943-44, 1946-48

Gerber, Mike (OF) 2018  
German, Franklyn (RHP) 2002-05  
Gernert, Dick (IF/OF) 1960-61  
Gessler, Doc (OF) 1903  
Giarratano, Tony (IF) 2005-07  
Gibson, Frank (C/OF) 1913  
Gibson, Kirk (OF/DH) 1979-87, 1993-95  
Gibson, Paul (LHP) 1988-91  
Gibson, Sam (RHP) 1926-28  
Giebell, Floyd (RHP) 1939-41  
Gibbreth, Bill (RHP) 1971-72  
Gill, George (RHP) 1937-39  
Gillespie, Bob (RHP) 1944  
Ginsberg, Joe (C) 1948, 1950-53  
Ginter, Matt (RHP) 2005  
Gladden, Dan (OF) 1992-93  
Gladding, Fred (RHP) 1961-67  
Glaiser, John (RHP) 1920  
Gleason, Kid (IF) 1901-02  
Gleaton, Jerry Dan (LHP) 1990-91  
Glover, Gary (RHP) 2008  
Glynn, Ed (LHP) 1975-78  
Gohr, Greg (RHP) 1993-96  
Goldstein, Izzy (RHP) 1932  
Golds, Purnal (OF) 1962-63  
Gomez, Alexis (OF) 2005-06  
Gomez, Chris (IF) 1993-96  
Gonzales, Dan (OF) 1979-80  
Gonzalez, Alex (IF) 2014  
Gonzalez, Enrique (RHP) 2010-11  
Gonzalez, Juan (OF) 2000  
Gonzalez, Julio (IF) 1983  
Gonzalez, Luis (OF/DH) 1998  
Good, Andrew (RHP) 2005  
**Goodrum, Niko (IF/OF)** 2018-  
Gorsica, Johnny (RHP) 1940-44,  
1946-47

Gorzalanny, Tom (LHP) 2015  
Gose, Anthony (OF) 2015-17  
Goslin, Goose (OF) 1934-37  
Grabowski, Johnny (C) 1931  
Graham, Bill (RHP) 1966  
Graham, Kyle (RHP) 1929  
Granderson, Curtis (OF) 2004-09  
Grater, Mark (RHP) 1993  
Graterol, Beiker (RHP) 1999  
Gray, Ted (LHP) 1946, 1948-54  
Green, Lenny (OF) 1967-68  
Greenberg, Hank (IF/OF) 1930,  
1933-41, 1945-46  
Greene, Altar (OF) 1979  
Greene, Shane (RHP) 2015-19  
Greene, Willie (IF) 1903  
**Greiner, Grayson (C)** 2018-  
Greisinger, Seth (RHP) 1998, 2002  
Gremminger, Ed (IF) 1904  
Griggs, Art (IF) 1918  
Grilli, Jason (RHP) 2005-08  
Grilli, Steve (RHP) 1975-77  
Grissom, Marv (RHP) 1949  
Gromeck, Steve (RHP) 1953-57  
Groom, Buddy (LHP) 1992-95  
Groth, Johnny (OF) 1946-52, 1957-60  
Grover, Bert (RHP) 1913  
Grubb, John (OF) 1983-87  
Grzenda, Joe (LHP) 1961  
Guillen, Carlos (IF/OF) 2004-11  
Gullickson, Bill (RHP) 1991-94  
Gumpert, Dave (RHP) 1982-83  
Gutierrez, Cesar (IF) 1969-71

## — H —

Haas, David (RHP) 1991-93  
**Haase, Eric (C)** 2020-  
Hale, Sammy (IF/OF) 1920-21  
Hall, Charley (RHP) 1918  
Hall, Herb (RHP) 1918  
Hall, Joe (OF) 1995, 1997  
Hall, Marc (RHP) 1913-14  
Hall, Matt (LHP) 2018-19  
Haller, Tom (C) 1972  
Halter, Shane (IF) 2000-2003  
Hamelin, Bob (IF/DH) 1997  
Hamilton, Earl (LHP) 1916  
Hamilton, Jack (RHP) 1964-65  
Hamin, Luke (RHP) 1933-34  
Haney, Fred (IF) 1922-25  
Hankins, Don (RHP) 1927  
Hannahan, Jack (IF) 2006  
Hannan, Jim (RHP) 2071

Harding, Charlie (RHP) 1913  
Hardy, Blaine (LHP) 2014-19  
Hare, Shawn (OF) 1991-92  
Hargrave, Pinky (C) 1928-30  
Harley, Dick (OF) 1902  
Harper, Brian (OF/IF/C) 1986  
Harper, George (OF) 1916-18  
Harper, Terry (OF) 1987  
Harriger, Benny (RHP) 1998  
Harrington, Andy (PH) 1925  
Harris, Bob (RHP) 1938-39  
Harris, Bucky (IF) 1929, 1931  
Harris, Gail (IF) 1958-60  
Harris, Gene (RHP) 1994  
Harris, Ned (OF) 1941-43, 1946  
Harrison, Josh (IF) 2019  
Harrist, Arrdy (RHP) 1953  
Haselman, Bill (C) 1999  
Hatfield, Fred (IF) 1952-56  
Hatter, Clyde (LHP) 1935, 1937  
Havens, Brad (LHP) 1989  
Hayworth, Roy (C) 1926, 1929-38  
Hazle, Bob (OF) 1958  
Heath, Bill (C) 1967  
Heath, Mike (C) 1986-90  
Hebner, Richie (IF) 1980-82  
Heffner, Don (IF) 1944  
Hegan, Jim (C) 1958  
Heilmann, Harry (OF/IF) 1914, 1916-29  
Heinkel, Don (RHP) 1988  
Henemann, Mike (RHP) 1987-95  
Hennessy, Les (IF) 1913  
Henriquez, Oscar (RHP) 2002  
Henry, Dwayne (RHP) 1995  
Henshaw, Roy (LHP) 1942-44  
Herbert, Ray (RHP) 1950-51, 1953-54  
Herman, Babe (OF) 1937  
Hernandez, Fernando (RHP) 1997  
Hernandez, Guillermo (LHP) 1984-89  
Herndon, Larry (OF) 1982-88  
Herring, Art (RHP) 1929-33  
Herzog, Whitey (OF/IF) 1963  
Hessman, Mike (IF) 2007-08  
Hetting, Gus (IF) 1906  
Hiatt, Phil (IF/OF) 1996  
Hickman, Puddy Legs (IF/OF) 1904-05  
Hicks, Banno (IF) 1956  
Hicks, John (C) 2016-19  
Higgins, Pinky (IF) 1939-44, 1946  
Higginson, Bobby (OF) 1995-2005  
High, Ed (LHP) 1901  
High, Hugh (OF) 1913-14  
Hiljes, Erik (RHP) 1999-00  
**Hill, Derek (OF)** 2020-  
Hiller, John (LHP) 1965-70, 1972-80  
Hinch, A.J. (C) 2003  
Hitchcock, Billy (IF) 1942, 1946, 1953  
Hoelt, Billy (LHP) 1952-59  
Hogsett, Chief (LHP) 1929-36, 1944  
Holiday, Bryan (C) 2012-15, 2017  
Holdsworth, Fred (RHP) 1972-74  
Hollimon, Michael (IF) 2008  
Holling, Carl (RHP) 1921-22  
Holloway, Ken (RHP) 1922-28  
Holman, Shawn (RHP) 1989  
Holmes, Ducky (OF) 1901-02  
Holt, Chris (RHP) 2001  
Holtgrave, Vern (RHP) 1965  
Hooper, Kevin (IF) 2005-06  
Hoover, Joe (IF) 1943-45  
Hopp, Johnny (IF/OF) 1952  
Horton, Willie (OF) 1963-77  
Hosley, Tim (C/IF) 1970-71  
Host, Gene (LHP) 1956  
Hostetler, Chuck (OF) 1944-45  
House, Frank (C) 1950-51,  
1954-57, 1961  
House, Will (RHP) 1913  
Houtteman, Art (RHP) 1945-50,  
1952-53

Howard, Frank (IF/OF) 1972-73  
Hoyt, Waite (RHP) 1930-31  
Huber, Clarence (IF) 1920-21  
Hudson, Charles (RHP) 1989  
Huelsman, Frank (OF) 1904  
Huff, Aubrey (IF/OF) 2009  
Hughes, Tom (OF) 1930  
Huismann, Mark (RHP) 1988  
Humphrey, Terry (C) 1975  
Humphreys, Bob (RHP) 1962



# TIGERS ALL-TIME ROSTER



Hunter, Brian (OF) 1997-99  
 Hunter, Torii (OF) 2013-14  
 Hurst, Jimmy (OF) 1997  
 Hutchinson, Fred (RHP) 1939-41,  
 1946-53  
 Hyers, Tim (IF/OF) 1996

## I — J

Iglesias, José (IF) 2013-18  
 Ignasiak, Gary (LHP) 1973  
 Incavaglia, Pete (OF) 1991, 1998  
 Infante, Omar (IF) 2002-07,  
 2012-13  
 Inge, Brandon (C/IF/OF) 2001-22  
 Ingram, Riccardo (OF) 1994  
 Irwin, Ed (IF) 1912  
 Ivie, Mike (DH) 1982-83

## J — K

Jackson, Austin (OF) 2010-14  
 Jackson, Charlie (RHP) 2005  
 Jackson, Damian (IF/OF) 2002  
 Jackson, Edwin (RHP) 2009, 2019  
 Jackson, Ron (IF) 1981  
 Jackson, Ryan (OF) 2001-02  
 Jacobson, Baby Doll (OF/IF) 1915  
 Jaeger, Charlie (RHP) 1904  
 James, Art (OF) 1975  
 James, Bill (RHP) 1915-19  
 James, Bob (RHP) 1982-83  
 Jarvis, Kevin (RHP) 1997  
 Jata, Paul (IF/OF) 1972  
 Jaze, Myles (RHP) 2017  
 Jefferies, Gregg (IF/OF) 1999-00  
 Jennings, Hughie (IF) 1907, 1909,  
 1912, 1918  
 Jensen, Bill (RHP) 1912  
 Jensen, Marcus (C) 1997  
 Jimenez, Jason (LHP) 2002  
 Jiménez, Eduardo (RHP) 2019  
**Jiménez, Joe (RHP) 2017-**  
 Johns, Augie (LHP) 1926-27  
 Johnson, Alex (OF) 1976  
 Johnson, Brian (C) 1997  
 Johnson, Dave (RHP) 1993  
 Johnson, Earl (LHP) 1951  
 Johnson, Howard (IF/OF) 1982-84  
 Johnson, Jason (RHP) 2004-2005  
 Johnson, Jim (RHP) 2014  
 Johnson, Ken (LHP) 1952  
 Johnson, Mark (RHP) 2000  
 Johnson, Roy (OF) 1929-32  
 Johnson, Syl (RHP) 1922-25  
 Jones, Alex (LHP) 1903  
 Jones, Bob (IF) 1917-25  
 Jones, Dalton (IF/OF) 1970-72  
 Jones, Davy (OF) 1906-12  
 Jones, Deacon (RHP) 1916-18  
 Jones, Elijah (RHP) 1907, 1909  
**Jones, Jacoby (IF/OF) 2016-**  
 Jones, Jacque (OF) 2008  
 Jones, Ken (RHP) 1924  
 Jones, Lynn (OF) 1979-83  
 Jones, Ruppert (OF) 1984  
 Jones, Sam (RHP) 1962  
 Jones, Todd (RHP) 1997-2001,  
 2006-08  
 Jones, Tom (IF) 1909-10  
 Jones, Tracy (OF) 1989-90  
 Jordan, Milt (RHP) 1953  
 Joyce, Matt (OF) 2008  
 Jurjens, Jair (RHP) 2007  
 Justis, Walt (RHP) 1905

## K — L

Kaiser, Jeff (LHP) 1991  
 Kaine, Al (OF/IF/DH) 1953-74  
 Kallio, Rudy (RHP) 1918-19  
 Kane, Harry (LHP) 1903  
 Kapler, Gabe (OF) 1998-99  
 Karnuth, Jason (RHP) 2005  
 Kavanagh, Marty (IF/OF) 1914-16  
 Keagle, Greg (RHP) 1996-98  
 Kell, George (IF) 1946-52  
 Kelleher, Mick (IF) 1981-82  
 Keller, Charlie (OF) 1950-51  
 Keller, Kris (RHP) 2002  
 Kelli, Bryan (RHP) 1986-87  
 Kelly, Don (IF/OF) 2009-14  
 Kemp, Steve (OF) 1977-81

Kennedy, Bob (IF/OF) 1956  
 Kennedy, Vern (RHP) 1938-39  
 Kensing, Logan (RHP) 2016  
 Kerns, Russ (PH) 1945  
 Kerr, John (IF/OF) 1923-24  
 Kida, Masao (RHP) 1999-00  
 Kiely, John (RHP) 1991-93  
 Kilkenny, Mike (LHP) 1969-72  
 Killefer, Red (IF/OF) 1907-09  
 Killian, Ed (LHP) 1904-10  
 Kimm, Bruce (C) 1976-77  
 Kimsey, Chad (RHP) 1936  
 King, Chick (OF) 1954-56  
 King, Eric (RHP) 1985-88, 1992  
 Kingsale, Gene (OF) 2003  
 Kinney, Dennis (LHP) 1981  
 Kinsler, Ian (IF) 2014-17  
 Kinzer, Matt (RHP) 1990  
 Kirke, Jay (OF/OF) 1910  
 Kinsinger, Rube (RHP) 1902-03  
 Kitson, Frank (RHP) 1903-05  
 Klassen, Danny (IF) 2003  
 Klawitter, Al (RHP) 1913  
 Kline, Ron (RHP) 1961-62  
 Klipstein, Johnny (RHP) 1967  
 Knebel, Corey (RHP) 2014  
 Kneisch, Rudy (LHP) 1926  
 Knight, Ray (IF) 1988  
 Knotts, Gary (RHP) 2003-04  
 Knox, John (IF) 1972-75  
 Knudsen, Kurt (RHP) 1992-94  
 Knudson, Guido (RHP) 2015  
 Koch, Al (RHP) 1963-64  
 Koehler, Brad (C) 1912  
 Koening, Mark (IF/RHP) 1930-31  
 Kolloway, Don (IF) 1949-52  
 Kopplitz, Howie (RHP) 1961-62  
 Korince, George (RHP) 1966-67  
 Kostro, Frank (IF/OF) 1962-63  
 Kozma, Pete (IF) 2018  
 Krauss, Marc (INF) 2015  
 Krenchicki, Wayne (IF) 1983  
 Kress, Charlie (IF/OF) 1954  
 Kress, Red (IF) 1939-40  
 Kretlow, Lou (RHP) 1946, 1948-49  
 Kreuter, Chad (C) 1992-94  
 Krol, Jan (LHP) 2014-15  
 Krueger, Bill (LHP) 1993-94  
 Kryhoski, Dick (IF) 1950-51  
 Kuntz, Harvey (IF/OF) 1952-59  
 Kuenn, Rusty (OF/IF/DH) 1984-85

## L — M

Laabs, Chet (OF) 1937-39  
 Labine, Clair (RHP) 1960  
 Lafitte, Jairo (LHP) 2017  
 Lafitte, Ed (RHP) 1909, 1911-12  
 Laga, Mike (IF) 1982-86  
 LaGrone, Lerrin (RHP) 1970, 1972-75  
 Laird, Gerald (C) 2009-10, 2012  
 Lake, Eddie (IF) 1946-50  
 Lake, Joe (RHP) 1912-13  
 Lakeman, Al (C) 1954  
 Lambert, Chris (RHP) 2008-09  
 Lamont, Gene (C) 1970-72, 1974-75  
 Lancaster, Les (RHP) 1992  
 Landis, Jim (OF) 1967  
 Lane, Marvin (OF) 1971-74, 1976  
 LaPoint, Dave (LHP) 1986  
 Larish, Jeff (IF) 2008-10  
 Larkin, Steve (RHP) 1934  
 Lary, Frank (RHP) 1954-64  
 Lasher, Fred (RHP) 1967-70  
 Lathers, Chick (IF) 1910-11  
 Lau, Charlie (C) 1956, 1958-59  
 Lawrence, Bill (OF) 1932  
 Lawson, Roxie (RHP) 1933, 1935-39  
 Laxton, Bill (LHP) 1976  
 Lazorko, Jack (RHP) 1986  
 Leach, Rick (IF/OF) 1981-83  
 Ledbetter, Razor (RHP) 1915  
 Ledezma, Wilfredo (LHP) 2003-07  
 Lee, Don (RHP) 1957-58  
 LeFloore, Ron (OF) 1974-79  
 Leinhauser, Bill (OF) 1912  
 Leiter, Mark (RHP) 1991-93  
 Lemelvit, Bill (RHP) 1909-10  
 Lemczyk, Dave (RHP) 1973-76  
 Lemon, Chet (OF) 1982-90  
 Lenhardt, Don (OF) 1952

Lentine, Jim (OF) 1980  
 Leon, Arcenio (RHP) 2017  
 Leonard, Dutch (LHP) 1919-21, 1924-25  
 Lepcio, Ted (IF) 1959  
 LePine, Peter (OF/IF) 1902  
 Lerchen, George (OF) 1952  
 Leshnock, Don (LHP) 1972  
 Levine, Al (RHP) 2004  
 Lewicki, Artie (RHP) 2017-18  
 Lewis, Colby (RHP) 2006  
 Lewis, Marc (IF) 1996  
 Lewis, Richie (RHP) 1996  
 Lima, Jose (RHP) 1994-96, 2001-02  
 Lindbeck, Em (PH) 1960  
 Lindeman, Jim (IF) 1990  
 Lindsay, Pinsky (IF) 1905-06  
 Lindsey, Rod (OF) 2000  
 Linhart, Carl (PH) 1952  
 Lipon, Johnny (IF) 1942, 1946, 1948-52  
 Lira, Felipe (RHP) 1995-97, 1999  
 Liriano, Francisco (LHP) 2018  
 Littlefield, Dick (LHP) 1952  
 Lively, Jack (RHP) 1911  
 Livingston, Scott (IF) 1991-94  
 Lobestein, Kyle (LHP) 2014-15  
 Lockhead, Harry (IF) 1901  
 Logan, Bob (LHP) 1937  
 Logan, Noah (OF) 2004-05  
 Lolic, Mickey (LHP) 1963-75  
 Lombard, George (OF) 2002  
 Long, Herman (IF) 1903  
 Lopez, Aquilino (RHP) 2007-08  
 Lopez, Aurelio (RHP) 1979-85  
 Lorenzen, Lefty (LHP) 1913  
 Loudell, Art (RHP) 1910  
 Louden, Baldy (IF/OF) 1912-13  
 Loux, Shane (RHP) 2002-03  
 Love, Slim (LHP) 1919-20  
 Lovullo, Torey (IF) 1988-89  
 Lowdermilk, Grover (RHP) 1915-16  
 Lowe, Bobby (IF/OF) 1904-07  
 Lowe, Mark (RHP) 2016  
 Lowry, Dwight (C) 1984, 1986-87  
 Ludolph, Willie (RHP) 1924  
**Lugo, Dawel (IF) 2018-20**  
 Lugo, Urbano (RHP) 1990  
 Lun, Jerry (IF) 1964-67  
 Lund, Don (OF) 1949, 1952-54  
 Lusader, Scott (OF) 1987-90  
 Lush, Billy (OF/IF) 1903  
 Lynn, Fred (OF) 1988-89  
 Lynn, Red (RHP) 1939  
 Lyon, Brandon (RHP) 2009

## M — N

Maas, Duke (RHP) 1955-57  
 MacCormack, Frank (RHP) 1993  
 MacDonald, Bob (LHP) 1996  
 Machado, Dixon (IF) 2015-18  
 Machermer, Dave (IF) 1979  
 Macias, Jose (IF) 1999-2002  
 Madden, Morris (LHP) 1987  
 Maddox, Elliott (IF/OF) 1970  
 Madison, Dave (RHP) (RHP) 1952-53  
 Madison, Scott (IF/DH) 1985-86  
 Madlock, Bill (IF/DH) 1987  
 Magee Jr., Wendell (OF) 2000-02  
 Maharg, Bill (IF) 1912  
 Mahler, Mickey (LHP) 1985  
 Mahtook, Mikie (OF) 2017-19  
 Maier, Bob (IF/OF) 1945  
 Main, Alex (RHP) 1914  
 Maisel, George (OF) 1916  
 Makowski, Tom (LHP) 1975  
 Malloy, Herm (RHP) 1907-08  
 MalMBERG, Harry (IF) 1955  
 Manders, Hal (RHP) 1941-42, 1946  
 Manion, Clyde (C/IF) 1920-24, 1926-27  
 Mankowski, Phil (IF) 1976-79  
 Mantiply, Joe (LHP) 2016  
 Manto, Jeff (IF/DH) 1998  
 Manuel, Jerry (IF) 1975-76  
 Manush, Heinie (OF/IF) 1923-27  
 Maps, Cliff (OF) 1952  
 Marberry, Firo (RHP) 1933-35  
 Marette, Leo (RHP) 1965  
 Marlowe, Dick (RHP) 1951-56  
 Maroth, Mike (LHP) 2002-07  
 Marrow, Buck (RHP) 1932  
 Marshall, Mike (RHP) 1967

Marte, Jeffrey (IF) 2015  
 Marte, Luis (RHP) 2011-13  
 Martin, Billy (IF) 1958  
 Martin, John (LHP) 1983  
 Martin, Leonos (OF) 2018  
 Martinez, J.D. (OF) 2014-17  
 Martinez, Ramon (IF) 2005  
 Martinez, Victor (C/DH) 2011-18  
 Mason, Roger (RHP) 1984  
 Masterson, Walt (RHP) 1956  
 Matchick, Tom (IF) 1967-69  
 Mathews, Eddie (IF) 1967-68  
 Mavis, Bob (PR) 1949  
 Maxcy, Brian (RHP) 1995-96  
 Maxwell, Charlie (OF/IF) 1955-62  
 May, Milt (C) 1976-79  
 Maybin, Cameron (OF) 2005-2016, 2020  
 Mayo, Eddie (IF) 1944-48  
 McAllister, Zach (RHP) 2018  
 McAllister, Sport (OF/IF/C) 1901-03  
 McAuliffe, Dick (IF) 1960-73  
 McBride, Macay (LHP) 2007  
 McCann, James (C) 2014-18  
 McCarthy, Arch (RHP) 1902  
 McCosky, Barney (OF) 1939-42, 1946  
 McCoy, Benny (IF) 1938-39  
 McCoy, Patrick (LHP) 2014  
 McCreery, Ed (RHP) 1914  
 McCullers, Lance (RHP) 1990  
 McCurry, Jeff (RHP) 1996  
 McDermott, Mickey (LHP) 1958  
 McDermott, Red (OF) 1912  
 McDill, Allen (LHP) 2000  
 McDonnald, John (IF) 2005  
 McFarlane, Orlando (C) 1966  
 McGarr, Jim (IF) 1912  
 McGarvey, Dan (OF) 1912  
 McGehee, Casey (INF) 2016  
 McGehee, Pat (RHP) 1912  
 McGuire, Deacon (C/IF) 1902-03, 1912  
 McHale, John, Sr. (IF) 1943-45, 1947-48  
 McIntyre, Matty (OF) 1904-10  
 McKain, Archie (LHP) 1939-41  
**McKay, David (RHP) 2019-**  
 McKee, Red (C) 1913-16  
 McLain, Denny (RHP) 1963-70  
 McLaughlin, Pat (RHP) 1937  
 McLeland, Wayne (RHP) 1951-52  
 McMahon, Sam (LHP) 1902  
 McMahon, Don (RHP) 1968-69  
 McManus, Frank (C) 1904  
 McManus, Marty (IF) 1927-31  
 McMillan, Billy (OF) 2000-01  
 McMullin, Fred (IF) 1914  
 McNabb, Carl (PH) 1945  
 McNair, Eric (IF) 1941-42  
 McRae, Norm (RHP) 1969-70  
 McTigue, Bill (LHP) 1916  
 Meacham, Rusty (RHP) 1991  
 Meany, Pat (IF) 1912  
 Mears, Chris (RHP) 2003  
 Meeler, Phil (RHP) 1972  
 Melusky, Mitch (C) 2001-02  
 Melvin, Bob (C) 1985  
 Mercado, Orlando (C) 1987  
 Mercedes, Melvin (RHP) 2014  
 Mercer, Jody (IF) 2019-20  
 Mercer, Win (RHP) 1902  
 Merritt, Herm (IF) 1921  
 Mesa, Jose (RHP) 2007  
 Metha, Scot (IF) 1940  
 Metro, Charlie (OF) 1943-44  
 Meyer, Dan (OF/IF) 1974-76  
 Meyer, Dutch (IF) 1940-42  
 Miceli, Dan (RHP) 1997  
 Michael, Gene (IF) 1975  
 Middleton, Jim (RHP) 1921  
 Mierkovicz, Ed (OF) 1945, 1947-48  
 Miller, Andrew (LHP) 2006-07  
 Miller, Bob G. (LHP) 1953-56  
 Miller, Bob L. (RHP) 1973  
 Miller, Eddie (OF) 1982  
 Miller, Hack (C) 1944-45  
 Miller, Justin (RHP) 2014  
 Miller, Matt (LHP) 2001-2002  
 Miller, Orlando (IF) 1997  
 Miller, Roscoe (RHP) 1901-02  
 Miller, Trevor (LHP) 1996-99  
 Miner, Zach (RHP) 2006-09



# TIGERS ALL-TIME ROSTER

Mitchell, Clarence (LHP) 1911  
 Mitchell, Willie (LHP) 1916-19  
**Mize, Casey (RHP) 2020-**  
 Mickel, Dave (RHP) 1999-2001  
 Moehler, Brian (RHP) 1996-2002  
 Moford, Herb (RHP) 1958  
 Mohardt, John (OF) 1922  
 Molinaro, Bobby (OF) 1975, 1977, 1983  
 Mollenken, Dustin (RHP) 2016  
 Monbouquette, Bill (RHP) 1966-67  
 Monge, Sid (LHP) 1984  
 Monroe, Craig (OF) 2002-07  
 Montejó, Manny (RHP) 1961  
 Moore, Anse (OF) 1946  
 Moore, Bill (RHP) 1925  
 Moore, Jackie (C) 1965  
 Moore, Matt (LHP) 2019  
 Moore, Mike (RHP) 1993-95  
 Moore, Roy (LHP) 1922-23  
 Mooty, Jake (RHP) 1944  
 Morales, Jerry (OF) 1979  
 Moran, Harry (LHP) 1912  
 Moreland, Keith (IF/DH/C) 1989  
 Morgan, Chet (OF) 1935, 1938  
 Morgan, Tom (RHP) 1958-60  
 Moriarty, George (IF/OF) 1909-15  
 Morris, Hal (IF) 2000  
 Morris, Jack (RHP) 1977-90  
 Morris, Warren (IF) 2003  
 Morrisette, Bill (RHP) 1920  
 Morrison, Jim (IF) 1987-88  
 Morton, Buddy (OF/IF) 1961-63  
 Moseby, Lloyd (OF) 1990-91  
 Moses, Gerry (C) 1974  
 Moses, John (OF) 1991  
 Mossi, Don (LHP) 1959-63  
 Moya, Steven (OF) 2014-16  
 Mueller, Les (RHP) 1941, 1945  
 Mujica, Edward (RHP) 2017  
 Mullen, Billy (IF) 1926  
 Mullin, George (RHP/OF) 1902-13  
 Mullin, Pat (OF) 1940-41, 1946-53  
 Munko, Mike (LHP) 1991-93  
 Munson, Eric (IF) 2000-04  
 Murphy, Dwayne (OF) 1988  
 Murphy, Soldier Boy (IF) 1903  
 Murray, Heath (LHP) 2001  
 Myatt, Glenn (C) 1936  
 Myers, Mike (LHP) 1995-97

## N

Nagelson, Russ (OF/IF) 1970  
 Nahorodny, Bill (PH) 1983  
 Nance, Doc (OF) 1901  
 Narleski, Ray (RHP) 1959  
 Nathan, Joe (RHP) 2014-15  
 Navarro, Efrén (IF) 2017  
 Navarro, Julio (RHP) 1964-66  
 Nekola, Bots (LHP) 1933  
 Nelson, Lynn (RHP) 1940  
 Nesbitt, Angel (RHP) 2015  
 Ness, Jack (IF) 1911  
 Nettles, Jim (OF) 1974  
 Neun, Johnny (IF) 1925-28  
 Nevin, Phil (OF/IF/C) 1995-97  
 Newhouser, Hal (LHP) 1939-53  
 Newsom, Bobo (RHP) 1939-41  
 Ni, Fu-Te (LHP) 2009-10  
 Nicholls, Simon (IF) 1903  
 Nicholson, Fred (OF) 1917  
 Niekro, Joe (RHP) 1970-72  
 Nieman, Bob (OF) 1953-54  
 Nieves, Melvin (OF/DH) 1966-97  
 Nischwitz, Ron (LHP) 1961-62, 1995-96  
 Nitkowski, C.J. (LHP) 1995-96, 1999-2001  
 Nokes, Matt (C) 1986-90  
 Noles, Dickie (RHP) 1987  
 Nomo, Hideo (RHP) 2000  
**Norris, Daniel (LHP) 2015-**  
 North, Lou (RHP) 1913  
 Northrup, Jim (OF/IF) 1964-74  
 Norton, Greg (IF) 2004  
 Nosek, Randy (RHP) 1989-90  
**Nova, Iván (RHP) 2020**  
 Novoa, Roberto, RHP 2004  
 Nunee, Edwin (RHP) 1989-90

## O

Oana, Prince (RHP) 1943, 1945  
 O'Connell, John (IF) 1902

Oglivie, Ben (IF/OF) 1974-77  
 Okrie, Frank (LHP) 1920  
 Oldham, Red (LHP) 1914-15, 1920-22  
 O'Leary, Charley (IF/OF) 1904-12  
 Olivares, Omar (RHP) 1996-97  
 Oliver, Andy (LHP) 2010-11  
 Oliver, Joe (C) 1998  
 Oliveros, Lester (RHP) 2011  
 Olsen, Ole (RHP) 1922-23  
 Olson, Gregg (RHP) 1996  
 Olson, Karl (OF) 1957  
 O'Mara, Ollie (IF) 1912  
 O'Neal, Randy (RHP) 1984-86  
 Onslow, Eddie (IF) 1912-13  
 Onslow, Jack (C) 1912  
 Ordoñez, Magglio (OF) 2005-11  
 Orenego, Joe (IF) 1944  
 Ortega, Jose (RHP) 2012-14  
 O'Rourke, Frank (IF) 1924-26  
 Orrell, Joe (RHP) 1943-45  
 Osborne, Bobo (IF) 1957-59, 61-62  
 Outlaw, Jimmy (OF/IF) 1943-49  
 Overmire, Stubby (LHP) 1943-49  
 Owen, Frank (RHP) 1901  
 Owen, Marv (IF) 1931, 1933-37  
 Oyler, Ray (IF) 1965-68

## P

Pacella, John (RHP) 1986  
 Page, Phil (LHP) 1928-30  
 Palmer, David (RHP) 1989  
 Palmer, Dean (IF) 1999-2003  
 Paniagua, Jose (RHP) 2002  
 Papi, Stan (IF) 1980-81  
 Paquette, Craig (IF/OF) 2002-03  
**Paredes, Isaac (IF) 2020-**  
 Paredes, Johnny (IF) 1990-91  
 Parent, Mark (C) 1996  
 Parker, Clay (RHP) 1990  
 Parker, Salty (IF) 1936  
 Parks, Slicker (RHP) 1921  
 Parnell, Bobby (RHP) 2016  
 Parrish, Lance (C) 1977-86  
 Parsons, Dixie (C) 1939, 1942-43  
 Parthenheimer, Steve (IF) 1913  
 Pasek, Johnny (C) 1933  
 Pashnick, Larry (RHP) 1982-83  
 Patrick, Bob (OF) 1941-42  
 Patterson, Danny (RHP) 2000-04  
 Patterson, Jarrod (IF) 2001  
 Paulson, David (RHP) 2011  
 Payne, Fred (C/OF) 1906-08  
 Pearson, Terry (RHP) 2002  
 Peasley, Marv (LHP) 1910  
 Pedrique, Al (IF) 1989  
 Pelfrey, Mike (RHP) 2016  
 Pemberton, Rudy (OF) 1995  
 Peña, Brayan (C) 2013  
 Peña, Carlos (IF) 2002-05  
 Peña, Orlando (RHP) 1965-67  
 Peña, Ramon (RHP) 1989  
 Penn, Shannon (IF) 1995-96  
 Penny, Brad (RHP) 2011  
 Pentz, Gene (RHP) 1975  
 Peteloski, Pepper (IF) 1913  
 Pepper, Don (IF) 1966  
 Peralta, Jhonny (IF) 2010-13  
 Percival, Troy (RHP) 2005  
 Perez, Herman (IF) 2012-15  
 Perez, Neifi (IF) 2006-07  
 Perez, Tim (OF) 2007  
 Perisho, Matt (LHP) 2001-2002  
 Perkins, Cy (PH) 1934  
 Pernell, Hub (LHP) 1910, 1912  
 Perrotanoski, Ron (LHP) 1971-72  
 Perritt, Pol (RHP) 1921  
 Perry, Boyd (IF) 1941  
 Perry, Clay (IF) 1908  
 Perry, Hank (OF) 1912  
 Perry, Jim (RHP) 1973  
 Perry, Ryan (RHP) 2009-11  
 Pesky, Johnny (IF) 1952-54  
 Peters, John (C) 1915  
 Peters, Rick (IF/OF) 1979-81  
 Peterson, Dustin (OF) 2019  
 Petrick, Ben (OF) 2003  
 Petry, Brad (RHP) 1979-87, 1990-91  
 Pettis, Gary (OF) 1988-89, 1992  
 Pettjyjohn, Adam (LHP) 2001

Philly, Dave (IF/OF) 1957  
 Phillips, Bubba (IF/OF) 1955, 1963-64  
 Phillips, Eddie (C) 1929  
 Phillips, Jack (IF/OF) 1955-57  
 Phillips, Red (RHP) 1934, 1936  
 Phillips, Tony (IF) 1990-95  
 Pierce, Billy (LHP) 1945, 1948  
 Pierce, Jack (IF) 1975  
 Piet, Tony (IF) 1938  
 Pillette, Herman (RHP) 1922-24  
 Pineda, Luis (RHP) 2001  
 Pinelli, Babe (IF) 1920  
 Pipp, Wally (IF) 1913  
 Pippen, Cotton (RHP) 1939-40  
 Pittaro, Chris (IF) 1985  
 Platte, Al (OF) 1913  
 Podres, Johnny (LHP) 1966-67  
 Poffenberger, Boots (RHP) 1937-38  
 Polanco, Placido (IF) 2005-09  
 Polonia, Luis (DH/OF) 1999-00  
 Poole, Jim (LHP) 2000  
 Porcello, Rick (RHP) 2009-14  
 Porter, J.W. (C/OF/IF) 1955-57  
 Post, Lew (OF) 1902  
 Powell, Brian (RHP) 1988, 2002  
 Powell, Ray (OF) 1913  
 Power, Ted (RHP) 1988  
 Pratt, Del (IF) 1923-24  
 Presko, Joe (RHP) 1957-58  
 Presley, Alex (OF) 2016-17  
 Price, David (LHP) 2014-15  
 Price, Jim (C) 1967-71  
 Priddy, Jerry (IF) 1950-53  
 Pride, Curtis (OF) 1996-97  
 Proctor, Jim (RHP) 1959  
 Prudhomme, Augie (RHP) 1929  
 Pugh, Tim (RHP) 1997  
 Purcey, David (LHP) 2011  
 Purtell, Billy (IF) 1914  
 Putkonen, Luke (RHP) 2012-14  
 Putman, Ed (C) 1979

## Q

Quellich, George (OF) 1931

## R

Rabelo, Mike (C) 2006-07  
 Raburn, Ryan (IF/OF) 2004, 2007-12  
 Radatz, Dick (RHP) 1969  
 Radcliff, Rip (OF/IF) 1941-43  
 Rakow, Ed (RHP) 1964-65  
**Ramirez, Nick (LHP) 2019-**  
 Ramirez, Wilkin (OF) 2009-10  
 Randa, Joe (IF) 1998  
 Rapada, Clay (LHP) 2007-09  
 Rapp, Earl (OF) 1949  
 Ray, Jim (RHP) 1974  
 Ray, Robbie (LHP) 2014  
 Raymond, Bugs (RHP) 1904  
 Redman, Mark (LHP) 2001-02  
 Redmond, Wayne (OF) 1965, 1969  
 Reed, Bob (RHP) 1969-70  
 Reed, Evan (RHP) 2013-14  
 Reed, Jody (IF) 1997  
 Reese, Rich (IF/OF) 1973  
 Regan, Phil (RHP) 1960-65  
 Reiber, Frank (C/OF) 1933-36  
 Reininger, Zac (RHP) 2017-19  
 Remneas, Alex (RHP) 1912  
 Renfer, Erwin (RHP) 1913  
 Rensa, Tony (C) 1930  
 Renteria, Edgar (IF) 2008  
**Reyes, Victor (OF) 2018-**  
 Reynolds, Bob (RHP) 1975  
 Reynolds, Ross (RHP) 1914-15  
 Rhiei, Billy (IF) 1907-1932-33  
 Rhymes, Will (IF) 2010-11  
 Ribant, Dennis (RHP) 1968  
 Rice, Harry (OF/IF) 1928-30  
 Richards, Paul (C) 1943-46  
 Richardson, Nolen (IF) 1929, 1931-32  
 Richie, Bob (OF) 1989  
 Riebe, Hank (C) 1942, 1947-49  
 Rigney, Topper (IF) 1922-25  
 Rincon, Juan (RHP) 2009  
 Ripken, Bill (IF) 1998  
 Ritz, Kevin (RHP) 1989-92  
 Rivera, Michael (C) 2001-02  
 Roarke, Mike (C) 1961-64  
 Robbins, Bruce (LHP) 1979-80

Roberts, Bip (OF/IF/DH) 1998  
 Roberts, Dave (LHP) 1976-77  
 Roberts, Leon (OF) 1974-75  
 Roberts, Willis (RHP) 1999  
 Robertson, Jerry (RHP) 1970  
 Robertson, Nate (LHP) 2003-09  
 Robinson, Aaron (C) 1949-51  
 Robinson, Eddie (IF) 1957  
 Robinson, Jeff (RHP) 1987-90  
 Robinson, Rabbitt (IF/OF) 1904  
 Rodney, Fernando (RHP) 2002-09  
 Rodriguez, Aurelio (IF) 1971-79  
 Rodriguez, Francisco (RHP) 2016-17  
 Rodriguez, Ivan (C) 2004-08  
 Rodriguez, Ronny (IF) 2018-19  
 Rodriguez, Steve (IF) 1995  
 Rogalski, Joe (RHP) 1938  
 Rogell, Billy (IF/OF) 1930-39  
**Rogers, Jake (C) 2019**  
 Rogers, Kenny (LHP) 2006-08  
 Rogovin, Saul (RHP) 1949-51  
 Rojas, Mel (RHP) 1999  
 Roman, Bill (IF) 1964-65  
 Romero, Ed (IF) 1990  
 Romine, Andrew (IF) 2014-17  
**Romine, Austin (C) 2020**  
 Rondeau, Henri (C/IF) 1913  
 Rondón, Bruce (RHP) 2013-17  
 Roney, Matt (RHP) 2003  
 Rooker, Jim (LHP) 1968  
 Rosenthal, Trevor (RHP) 2019  
 Ross, Cody (OF) 2003  
 Ross, Don (IF/OF) 1938, 1942-45  
 Ross, Tyson (RHP) 2019  
 Rossman, Claude (IF) 1907-09  
 Rothschild, Larry (RHP) 1981-82  
 Rowan, Jack (RHP) 1906  
 Rowe, Schoolboy (RHP) 1933-42  
 Rowland, Rich (C) 1990-93  
 Rozema, Dave (RHP) 1977-84  
 Ruble, Art (OF) 1927  
 Rucker, Dave (LHP) 1981-83  
 Ruel, Muddy (C) 1931-32  
 Ruffin, Chance (RHP) 2011  
 Ruhl, Vern (RHP) 1974-77  
 Runyan, Sean (LHP) 1998-2000  
 Russell, Jack (RHP) 1937  
 Ryan, Dusty (C) 2008-09  
 Ryan, Kyle (LHP) 2014-17

## S

Sabel, Erik (RHP) 2002  
 Sager, A.J. (RHP) 1996-98  
 Salas, Mark (C) 1990-91  
 Salazar, Luis (OF/IF/DH) 1988  
 Salazar, Oscar (IF) 1990  
 Saltalamacchia, Jarrod (C) 2016, 2018  
 Samford, Ron (IF) 1955, 1957  
 Samuel, Juan (IF) 1994-95  
 Samuels, Joe (RHP) 1930  
 Sanchez, Alex (OF) 1985  
 Sanchez, Alex (OF) 2003-2004  
 Sanchez, Anibal (RHP) 2012-17  
 Sanders, Reggie (IF) 1974  
 Sanders, Scott (RHP) 1997-98  
 Santana, Julio (RHP) 2002  
 Santana, Marino (RHP) 1998  
 Santana, Pedro (IF) 2001  
 Santiago, Ramon (IF) 2002-03, 2006-13  
 Santos, Omir (C) 2011-12  
 Santos, Victor (RHP) 2001  
 Sardinha, Dane (C) 2008-09  
 Sargent, Joe (IF) 1921  
 Saucier, Kevin (LHP) 1981-82  
 Saunders, Dennis (RHP) 1970  
 Saupold, Warwick (RHP) 2016-18  
 Sborz, Jay (RHP) 2010  
 Scanlan, Bob (RHP) 1996  
 Scarborough, Ray (RHP) 1953  
 Schaefer, Germany (IF/OF) 1905-09  
 Schaller, Biff (OF/IF) 1911  
 Schang, Wally (C) 1931  
 Schatzeder, Dan (LHP) 1980-81  
 Scheibeck, Frank (IF) 1906  
 Scherman, Fred (LHP) 1969-73  
 Scherrer, Bill (LHP) 1984-86  
 Scherzer, Max (RHP) 2010-14  
 Schiapaccase, Lou (OF) 1902  
 Schlereth, Daniel (LHP) 2010-12

# TIGERS ALL-TIME ROSTER



Schmack, Brian (RHP) 2003  
 Schmidt, Boss (C/OF) 1906-11  
**Schoop, Jonathan (IF) 2010-**  
**Schreiber, John (RHP) 2019-**  
 Schu, Rick (IF) 1989  
 Schuble, Heinie (IF) 1929, 1932-35  
 Schultz, Barney (RHP) 1959  
 Schultzb, Bob (LHP) 1955  
 Schwabe, Mike (RHP) 1989-90  
 Scrivener, Chuck (IF) 1975-77  
 Seale, Johnnie (LHP) 1964-65  
 Searcy, Steve (LHP) 1988-91  
 Seats, Tom (LHP) 1940  
 Seay, Bobby (LHP) 2006-09  
 Secory, Frank (OF) 1940  
 Seelbach, Chuck (RHP) 1971-74  
 Semprich, Ray (RHP) 1960  
 Sewell, Rip (RHP) 1932  
 Sharon, Dick (OF) 1973-74  
 Shaw, Al (C/IF) 1901  
 Shaw, Bob (RHP) 1957-58  
 Shea, Merv (C) 1927-29, 1939  
 Shetts, Larry (OF) 1990  
 Sheffield, Gary (OF) 2007-08  
 Shelby, John (OF) 1990-91  
 Shelley, Hugh (OF) 1935  
 Shelton, Chris (C/IF) 2004-06  
 Sheridan, Pat (OF) 1986-88  
 Sherry, Larry (RHP) 1964-67  
 Shivelin, Jimmy (IF) 1930  
 Shevry, Ivey (OF) 1931  
 Shoop, Ron (C) 1959  
 Shorten, Chick (OF/C) 1919-21  
 Siddall, Joe (C) 1998  
 Sierra, Ruben (OF/DH) 1996  
 Siever, Ed (LHP) 1901-02, 1906-08  
 Sigafoos, Frank (IF) 1929  
 Simmons, Al (OF/IF) 1936  
 Simmons, Hack (IF/OF) 1910  
 Simmons, Nelson (OF) 1984-85  
 Simon, Alfredo (RHP) 2015  
 Simon, Randall (1B) 2001-02  
 Sims, Duke (C/OF) 1972-73  
 Sinatro, Matt (C) 1989  
 Singleton, Duane (OF) 1996  
 Sisler, Dave (RHP) 1959-60  
 Sizemore, Scott (IF) 2010-11  
 Skeels, Dave (RHP) 1910  
 Skizas, Lou (OF/IF) 1958  
 Skopec, John (LHP) 1903  
**Skubal, Tarik (LHP) 2020-**  
 Slaton, Jim (RHP) 1978, 1986  
 Slayback, Bill (RHP) 1972-74  
 Slaughter, Lou (LHP) 1957-58  
 Small, Jim (OF) 1955-57  
 Smith, Bob (LHP) 1959  
 Smith, Chad (RHP) 2014  
 Smith, Clay (RHP) 1940  
 Smith, George C. (IF) 1963-65  
 Smith, George S. (RHP) 1926-29  
 Smith, Heinie (IF) 1903  
 Smith, Jack (IF) 1912  
 Smith, Jason (IF) 2004-2005  
 Smith, Rufus (LHP) 1927  
 Smith, Willie (LHP) 1963  
 Smoker, Josh (LHP) 2018  
 Smyly, Drew (LHP) 2012-14  
 Snell, Nate (RHP) 1987  
 Sodowsky, Clint (RHP) 1995-96  
 Soria, Joakim (RHP) 2014-15  
 Sorrell, Vic (RHP) 1928-37  
 Sosa, Elias (RHP) 1982  
**Soto, Gregory (LHP) 2019-**  
 Souchock, Steve (OF/IF) 1951-55  
 Sparks, Steve (RHP) 2000-03  
 Sparma, Joe (RHP) 1964-69  
 Spicer, Kid (LHP) 1909  
 Spencer, George (RHP) 1958, 1960  
 Spencer, Tubby (C/IF) 1916-18  
 Spikes, Charlie (OF) 1978  
 Spilman, Harry (IF) 1986  
 Spurling, Chris (RHP) 2003-06  
 St. Pierre, Max (C) 2010  
 Stainback, Tuck (OF) 1940-41  
 Stairs, Matt (IF) 2006  
 Staley, Gerry (RHP) 1961  
 Stanage, Oscar (C/IF) 1909-20, 1925  
 Stanage, Mickey (OF/IF) 1964-78  
 Staon, Joe (IF) 1972-73  
 Staub, Rusty (OF) 1976-79

Steen, Bill (RHP) 1915  
 Stegman, Dave (OF) 1978-80  
 Steiner, Ben (PR) 1947  
 Stevenson, Todd (OF) 1995  
**Stewart, Christian (OF) 2018-**  
 Stewart, Walter (LHP) 1921  
 Stidham, Phil (RHP) 1994  
 Stoddard, Bob (RHP) 1985  
 Stone, John (OF) 1928-33  
 Stoner, Lil (RHP) 1922, 1924-29  
 Stovall, Jesse (RHP) 1904  
 Strahler, Hugh (RHP) 1973  
 Strampe, Bob (RHP) 1972  
 Strange, Doug (IF) 1989  
 Streuli, Walt (C) 1954-56  
 Strouc, Sailor (RHP) 1910  
 Stuart, Marlin (RHP) 1949-52  
 Stubbs, Franklin (IF/OF) 1995  
 Stump, Jim (RHP) 1957, 1959  
 Stumpf, Daniel (LHP) 2017-19  
 Sturdivant, Tom (RHP) 1963  
 Suarez, Eugenio (IF) 2014  
 Suggden, Joe (IF) 1912  
 Suggs, George (RHP) 1908-09  
 Sullivan, Billy, Sr. (C) 1916  
 Sullivan, Billy, Jr. (C/IF) 1940-41  
 Sullivan, Charlie (RHP) 1928, 1930-31  
 Sullivan, Jack (IF) 1944  
 Sullivan, Joe (LHP) 1935-36  
 Sullivan, John E. (C) 1905  
 Sullivan, John P. (C) 1963-65  
 Sullivan, Russ (OF) 1951-53  
 Summers, Champ (OF) 1979-81  
 Summers, Ed (RHP) 1908-12  
 Susce, George C. (C) 1932  
 Susce, George D. (RHP) 1958-59  
 Sutherland, Gary (IF) 1974-76  
 Sutherland, Suds (RHP) 1921  
 Sweeney, Bill (IF/OF) 1928  
 Swift, Bob (C) 1944-53  
 Sykes, Bob (LHP) 1977-78  
 Szotkiewicz, Ken (IF) 1970

**- T -**

Tanana, Frank (LHP) 1985-92  
 Tata, Jordan (RHP) 2006-07  
 Tavenar, Jackie (IF) 1921, 1925-28  
 Taylor, Bennie (IF) 1952  
 Taylor, Bill (OF) 1957-58  
 Taylor, Bruce (RHP) 1977-79  
 Taylor, Gary (RHP) 1969  
 Taylor, Tony (IF/OF) 1971-73  
 Taylor, Wiley (RHP) 1911  
 Terrell, Birdie (C) 1936-42, 1946-47  
 Terrell, Walt (RHP) 1958-68, 1990-92  
 Terry, John (C) 1902  
 Tettleton, Mickey (C/DH) 1991-94  
 Thames, Marcus (OF) 2004-09  
 Thomas, Brad (LHP) 2010-11  
 Thomas, Bud (RHP) 1939-41  
 Thomas, Clete (OF) 2008-09, 2012  
 Thomas, Frosty (RHP) 1905  
 Thomas, George (IF/OF) 1957-58, 1961, 1964-65  
 Thomas, Ira (C) 1908  
 Thompson, Jason (IF) 1976-80  
 Thompson, Justin (LHP) 1996-99  
 Thompson, Sam (OF) 1906  
 Thompson, Tim (C) 1958  
 Thurman, Gary (OF) 1993  
 Thurmond, Mark (LHP) 1986-87  
 Timmerman, Tom (RHP) 1969-73  
 Tingley, Ron (C) 1995  
 Tobik, Dave (RHP) 1978-82  
 Tobin, Jim (RHP) 1945  
 Tolar, Kevin (LHP) 2000-01  
 Tolman, Tim (OF) 1986-87  
 Tomberlin, Andy (OF/DH) 1998  
 Torgeson, Earl (IF) 1955-57  
 Torres, Andres (OF) 2002-04  
 Torres, Carlos (RHP) 2019  
 Tracewski, Dick (IF) 1966-69  
 Trammell, Alan (IF) 1977-96  
 Trammell, Bubba (OF/DH) 1997  
 Travers, Al (RHP) 1912  
 Treanor, Matt (C) 2009  
 Tresh, Tom (IF/OF) 1969  
 Triandos, Gus (C) 1963  
 Trout, Dizzy (RHP) 1939-52  
 Troy, Bun (RHP) 1912

Truby, Chris (IF) 2002  
 Trucks, Virgil (RHP) 1941-43, 1945-52, 1956  
 Trujillo, Mike (RHP) 1988-89  
 Tsitouris, John (RHP) 1957  
 Tuiaosopo, Matt (IF/OF) 2013  
**Turnbull, Spencer (RHP) 2018-**  
 Turner, Jacob (RHP) 2011-12, 2018  
 Turner, Jerry (OF) 1982  
 Tuttle, Bill (OF) 1952, 1954-57  
 Tutwiler, Guy (IF/OF) 1911, 1913

**- U -**

Uhl, Bob (RHP) 1940  
 Uhle, George (RHP) 1929-33  
 Ujdur, Jerry (RHP) 1980-83  
 Underwood, Pat (LHP) 1979-80, 1982-83  
 Unser, Al (C/IF) 1942-44  
 Upton, Justin (OF) 2016-17  
 Urbani, Tom (LHP) 1996  
 Urbina, Ugueth (RHP) 2004-05  
 Urdaneta, Lino (RHP) 2004

**- V -**

Valdez, Jose (RHP) 2015  
 Valentineti, Vito (RHP) 1958  
 Valverde, Jose (RHP) 2010-13  
 Vangilder, Elam (RHP) 1928-29  
 Van Hekken, Andy (LHP) 2002  
 Van Poppel, Todd (RHP) 1996  
 Vasquez, Virgil (RHP) 2007  
 Veach, Bobby (OF) 1912-23  
 Veal, Coot (IF) 1958-60, 1963  
 Vedder, Lou (RHP) 1920  
 Veras, Jose (RHP) 2013  
 Veres, Randy (RHP) 1996  
 VerHagen, Drew (RHP) 2014-19  
 Verlander, Justin (RHP) 2005-17  
 Veryzer, Tom (IF) 1973-77  
 Vico, Sam (IF) 1948-49  
 Villafuerte, Brandon (RHP) 2000  
 Villarreal, Brayon (RHP) 2011-13  
 Vina, Fernando (IF) 2004  
 Virgil, Ozzie (IF/C) 1958, 1960-61  
 Vitt, Ossie (IF/OF) 1912-18

**- W -**

Wade, Jake (LHP) 1936-38  
 Wagner, Hal (C) 1947-48  
 Wagner, Mark (IF) 1976-80  
 Wakefield, Dick (OF) 1941, 1943-44, 1946-49  
 Wakeland, Chris (OF) 2001  
 Walbeck, Matt (C) 1997, 2002-03  
 Walawender, Jim (IF) 1987-88  
 Walker, Dixie (OF) 1938-39  
 Walker, Frank (OF) 1917-18  
 Walker, Gee (OF) 1931-37  
 Walker, Hub (OF) 1931, 1935, 1945  
 Walker, Jamie (LHP) 2002-06  
 Walker, Luke (RHP) 1974  
 Walker, Mike (RHP) 1996  
 Walker, Tom (RHP) 1975  
 Walkup, Jim E. (RHP) 1939  
 Walkup, Jim H. (LHP) 1927  
 Walsh, Jim (LHP) 1921  
 Wapnick, Steve (RHP) 1990  
 Ward, Gary (IF/OF) 1989-90  
 Ward, Hap (OF) 1912  
 Warden, Jon (LHP) 1968  
 Warner, Jack (IF) 1925-28  
 Warner, John (C) 1905-06  
 Washburn, Jarrod (LHP) 2009  
 Watson, Johnny (IF) 1930  
 Weaver, Jeff (RHP) 1999-2002  
 Weaver, Jim (OF) 1985  
 Weaver, Roger (RHP) 1980  
 Webb, Earl (OF/IF) 1932-33  
 Webb, Skeeter (IF) 1945-46  
 Weber, Thad (RHP) 2012  
 Wehmeier, Herm (RHP) 1958  
 Weik, Dick (RHP) 1953-54  
 Weinhardt, Robbie (RHP) 2010-11  
 Welch, Mil (C) 1945  
 Wells, Casper (OF) 2010-11  
 Wells, David (LHP) 1993-95  
 Wells, Ed (LHP) 1923-27  
 Wert, Don (IF) 1963-70  
 Wertz, Vic (OF/IF) 1947-52, 1961-63  
 Wheatley, Charlie (RHP) 1912  
 Whelan, Kevin (RHP) 2014

Whillock, Jack (RHP) 1971  
 Whitaker, Lou (IF) 1977-95  
 White, Derrick (OF/IF) 1995  
 White, Hal (RHP) 1941-43, 1946-52  
 White, Jo-Jo (OF) 1932-38  
 White, Rondell (OF) 2004-05  
 Whitehill, Earl (LHP) 1923-32  
 Whiteside, Sean (LHP) 1995  
 Wickander, Kevin (LHP) 1995  
 Wickersham, Dave (RHP) 1964-67  
 Wiggs, Jimmy (RHP) 1905-06  
 Wight, Bill (LHP) 1952-53  
 Wilcox, Milt (RHP) 1977-85  
 Wilk, Adam (RHP) 2011-12  
 Willett, Ed (RHP) 1906-13  
 Williams, Brian (RHP) 1996  
 Williams, Eddie (OF/IF/DH) 1996  
 Williams, Frank (RHP) 1989  
 Williams, Johnny (RHP) 1914  
 Williams, Ken (OF) 1989-90  
 Williams, Lefty (LHP) 1913-14  
 Willis, Carl (RHP) 1984  
 Willis, Dontrelle (LHP) 2008-10  
 Wilson, Alex (RHP) 2015-18  
 Wilson, Bobby (C) 2016, 2019  
 Wilson, Earl (RHP) 1966-70  
 Wilson, Glenn (OF) 1982-83  
 Wilson, Icehouse (PH) 1934  
 Wilson, Jack (RHP) 1942  
 Wilson, Josh (IF) 2015  
 Wilson, Justin (LHP) 2016-17  
 Wilson, Mutt (RHP) 1920  
 Wilson, Red (C) 1954-60  
 Wilson, Squanto (C) 1911  
 Wilson, Vance (C) 2005-08  
 Wilson, Walter (RHP) 1945  
 Wingo, Red (OF/IF) 1924-28  
 Winter, George (RHP) 1908  
 Wise, Casey (IF) 1960  
 Wise, Hughie (C) 1930  
 Witt, Kevin (IF) 2003  
 Wockenusch, John (C/OF/IF) 1974-83  
 Wojey, Pete (RHP) 1956-57  
 Wolf, Randy (LHP) 2015  
 Wood, Bob (C) 1904-05  
 Wood, Jake (IF/OF) 1961-67  
 Wood, Jason (IF/DH) 1998-99  
 Wood, Joe (IF) 1943  
 Woodall, Larry (C) 1920-29  
 Woodeschick, Hal (LHP) 1956, 1961  
 Woods, Ron (OF) 1969  
 Woodyard, Mark (RHP) 2005  
 Works, Ralph (RHP) 1909-12  
 Worrell, Tim (RHP) 1998  
 Worth, Danny (IF) 2010-13  
 Wuesting, Yats (IF) 1929-30  
 Wyatt, John (RHP) 1968  
 Wyatt, Whit (RHP) 1929-33

**- Y -**

Yan, Esteban (RHP) 2004  
 Yde, Emil (LHP) 1929  
 Yeager, Joe (IF/RHP/OF) 1901-03  
 Yelle, Archie (C) 1917-19  
 Yewciv, Tom (C) 1957  
 York, Rudy (IF/C/OF) 1934, 1937-45  
 Yost, Eddie (IF) 1959-60  
 Young, Delmon (OF) 2011-12  
 Young, Dmitri (IF/OF) 2002-06  
 Young, Ernie (OF) 2003  
 Young, John (IF) 1971  
 Young, Kip (RHP) 1978-79  
 Young, Matt (IF/OF) 2012  
 Young, Ralph (IF) 1915-21

**- Z -**

Zachary, Chris (RHP) 1972  
 Zamloch, Carl (RHP) 1913  
 Zepp, Bill (RHP) 1971  
 Zernial, Gus (OF/IF) 1958-59  
 Zimmermann, Jordan (RHP) 2016-20  
 Zumaya, Joel (RHP) 2006-10  
 Zuberink, George (RHP) 1954-55



# TIGERS ALL-TIME ROSTER

## DETROIT NATIONAL LEAGUE CLUB

## 1881-1888

**- B -**  
 Baldwin, Lady (LHP/OF), 1885-88  
 Beatin, Eb (RHP), 1987-88  
 Beale, Dave (C/OF), 1884  
 Bennett, Charlie (C/IF/OF), 1881-88  
 Bradley, George (IF), 1881  
 Brill, Frank (RHP), 1884  
 Briody, Fatty (C), 1887  
 Broughton, Cal (C), 1888  
 Brouthers, Dan (IF), 1886-88  
 Brown, Lew (IF/OF), 1881  
 Bryant, George (IF), 1885  
 Buker, Harry (IF/OF), 1884  
 Burke, Walter (P), 1887  
 Burns, Dick (OF/LHP), 1883

**- C -**  
 Campau, Count (OF), 1888  
 Casey, Bob (IF), 1882  
 Casey, Dan (LHP), 1885  
 Collins, Chub (IF), 1885  
 Conway, Pete (RHP/OF), 1886-88  
 Cox, Frank (IF), 1884  
 Crane, Sam (IF/OF), 1885-86

**- D -**  
 Decker, Harry (C/IF/OF), 1886  
 Derby, George (RHP), 1881-82  
 Donely, Jim (IF), 1885  
 Dorgan, Mike (IF/OF), 1881  
 Dunlap, Fred (IF/OF/RHP), 1886-87

**- F -**  
 Farrell, Joe (IF/OF) 1882-84  
 Foley, Will (IF), 1881  
 Forster, Tom (IF), 1882

**- G -**  
 Ganzel, Charlie (C/IF/OF), 1886-88  
 Gastfield, Ed (C/IF/OF), 1884-85  
 Geiss, Bill (IF/OF/P), 1884  
 Gerhardt, Joe (IF), 1881  
 Getzein, Charlie (RHP), 1884-88  
 Gillen, Tom (C), 1888  
 Gilligan, Barney (C), 1888  
 Gruber, Henry (LHP), 1887-88  
 Guiney, Ben (C/OF), 1883-84

**- H -**  
 Halpin, Jim (IF), 1885  
 Hanlon, Ned (IF/OF), 1881-88  
 Houck, Sadie (IF), 1881, 1883

**- J -**  
 Jones, Frank (IF/OF), 1884  
 Jones, Jumping Jack (RHP), 1883

**- K -**  
 Kearns, Tom (IF), 1882, 1884  
 Kellogg, Nat (IF), 1885  
 Kenzie, Walt (IF), 1882  
 Knight, Lon (OF/IF), 1881-82

**- L -**  
 LaRouque, Sam (IF), 1888  
 Leary, Jack (OF/LHP), 1881  
 Lowe, Richard (C), 1884  
 Luff, Henry (IF), 1882

**- M -**  
 Manning, Jimmy (IF/OF), 1885-87  
 Mansell, Tom (IF/LHP), 1883  
 McGeachy, Jack (OF), 1886

McGeary, Mike (IF), 1882  
 McGuire, Deacon (C/OF), 1885, 1888  
 McIntyre, Frank (P), 1883  
 McQuery, Mox (IF/OF), 1885  
 Meinke, Frank (IF/P/OF), 1884-85  
 Moore, Jerry (C), 1885  
 Moriarity, Gene (OF/IF/LHP), 1885  
 Morrissey, John (IF), 1882  
 Morton, Charlie (IF), 1885  
 Mountain, Frank (RHP), 1881  
 Moynahan, Mike (OF), 1881  
 Mullane, Tony (P), 1881

**- N -**  
 Nicholson, Parson (IF), 1888

**- O -**  
 O'Leary, Dan (OF), 1881  
 Olin, Frank (IF), 1885

**- P -**  
 Phillips, Marr (IF), 1885  
 Powell, Martin (IF/C), 1881-83  
 Prince, Walter (IF/OF), 1884

**- Q -**  
 Quest, Joe (IF/OF), 1883-85

**- R -**  
 Radbourn, George (RHP/OF) 1883  
 Reilley, Charlie (C/IF/OF), 1881  
 Richardson, Hardy (IF/OF/RHP), 1886-88  
 Ringo, Frank (C/IF/OF), 1885  
 Robinson, Yank (IF/OF/RHP), 1882  
 Rowe, Jack (IF/C), 1886-88

**- S -**  
 Santry, Ed (IF), 1884  
 Scheffler, Ted (OF), 1888  
 Scheibeck, Frank (IF), 1888  
 Scott, Mill (IF), 1884-85  
 Shaw, Dupee (LHP/OF), 1883-84  
 Shindle, Bill (IF/OF), 1886-87  
 Smith, Bill (P), 1886  
 Smith, Phenomenal (LHP), 1886  
 Stearns, Dan (IF), 1881  
 Sutcliffe, Sy (IF/C/OF), 1888

**- T -**  
 Taylor, Billy (OF), 1881  
 Thompson, Sam (OF), 1885-88  
 Trott, Sam (C/IF/OF), 1881-83  
 Troy, Dasher (IF), 1881-82  
 Twitchell, Larry (OF/RHP), 1886-88

**- W -**  
 Weber, Harry (OF), 1884  
 Weidmann, Stump (RHP/OF/IF), 1881-85, 1887  
 Wells, Jake (C), 1888  
 White, Deacon (IF/OF), 1886-88  
 White, Will (RHP), 1881  
 Whitney, Art (IF/RHP), 1881-82  
 Willigrod, Julius (OF), 1882  
 Wise, Sam (IF), 1881  
 Wood, Fred (C/OF/IF), 1884  
 Wood, George (OF/IF/RHP), 1881-85

**- Z -**  
 Zimmer, Chief (C/OF), 1884

## TIGERS ALL-TIME TRADES

- 1903**  
 June 10 Acquired INF's Ernie Courtney and Herman Long from the **Yankees** for INF Kid Elberfield
- 1904**  
 January 8 Acquired RHP Jesse Stovall and LHP Ed Killian from the **Indians** for OF Billy Lush  
 July 25 Acquired C Monte Beville from the **Yankees** for C Frank McManus  
 August 7 Acquired INF Piano Legs Hickman from the **Indians** for C Fritz Buelow and INF Charlie Carr
- 1909**  
 August 13 Acquired INF Jim Delahanty from the **Senators** for INF's Germany Schaefer and Red Killefer  
 August 20 Acquired INF Tom Jones from the **Browns** for INF Claude Rossman
- 1915**  
 August 18 Acquired RHP's Bill James and Grover Lowdermilk from the **Browns** for OF Baby Doll Jacobson
- 1919**  
 January 17 Acquired LHP Slim Love, C Eddie Ainsmith and OF Chick Shorten from the **Red Sox** for INF Ossie Vitt  
 July 5 Acquired RHP Doc Ayers from the **Senators** for RHP Eric Erickson
- 1922**  
 October 30 Acquired RHP Rip Collins and INF Del Pratt from the **Red Sox** for RHP's Carl Holling and Howard Ehmke, INF Danny Clark, OF Babe Herman and cash considerations  
 November 24 Acquired LHP Ray Francis from the **Senators** for INF Chick Gagnon
- 1925**  
 December 9 Acquired INF Homer Ezzell and OF Tex Vache from the **Red Sox** for INF Fred Haney
- 1927**  
 January 15 Acquired C Pinky Hargrave and INF's Marty McManus and Bobby LaMotte from the **Browns** for LHP Lefty Stewart, C Otto Miller and INF's Frank O'Rourke and Billy Mullen  
 December 2 Acquired RHP Elam Vangilder, INF Chick Galloway and OF Harry Rice from the **Browns** for INF Lu Blue and OF Heinie Manush
- 1928**  
 December 11 Acquired RHP George Uhle from the **Indians** for RHP Ken Holloway and INF Jackie Tavener  
 December 19 Acquired INF Bucky Harris from the **Senators** for INF Jack Warner
- 1930**  
 May 30 Acquired RHP Waite Hoyt and INF Mark Koenig from the **Yankees** for RHP Ownie Carroll, INF Yats Wuestling and OF Harry Rice
- 1931**  
 March 31 Acquired C Muddy Ruel from the **Red Sox** for INF Marty McManus
- 1932**  
 June 12 Acquired OF Earl Webb from the **Red Sox** for INF Dale Alexander and OF Roy Johnson  
 December 14 Acquired RHP Firpo Marberry and LHP Carl Fischer from the **Senators** for LHP Earl Whitehill
- 1933**  
 June 2 Acquired RHP Vic Frasier from the **White Sox** for RHP Whit Wyatt  
 December 12 Acquired C Mickey Cochrane from the **Athletics** for C Johnny Pask and cash considerations  
 December 20 Acquired OF Goose Goslin from the **Senators** for OF John Stone
- 1936**  
 April 30 Acquired INF Jack Burns from the **Browns** for LHP Chief Hogsett
- 1937**  
 December 2 Acquired RHP Vern Kennedy, INF Tony Piet and OF Dixie Walker from the **White Sox** for C Mike Tresh, INF Marv Owen and OF Gee Walker
- 1938**  
 December 15 Acquired LHP Archie McKain and INF Pinky Higgins from the **Red Sox** for RHP Eldon Auker, LHP Jake Wadd and OF Chet Morgan

# TIGERS ALL-TIME TRADES



|             |                                                                                                                                                                                                                                                                                                    |
|-------------|----------------------------------------------------------------------------------------------------------------------------------------------------------------------------------------------------------------------------------------------------------------------------------------------------|
| <b>1939</b> |                                                                                                                                                                                                                                                                                                    |
| May 13      | Acquired RHP's Bobo Newsom and Jim Walkup, INF Red Kress and OF Beau Bell from the <b>Browns</b> for RHP's Vern Kennedy, Bob Harris, George Gill and Roxie Lawson, INF Mark Christman and OF Chet Laabs                                                                                            |
| June 14     | Acquired OF Earl Averill from the <b>Indians</b> for LHP Harry Eisenstat and cash considerations                                                                                                                                                                                                   |
| December 6  | Acquired INF Dick Bartell from the <b>Cubs</b> for INF Billy Rogell                                                                                                                                                                                                                                |
| <b>1940</b> |                                                                                                                                                                                                                                                                                                    |
| January 20  | Acquired OF Bruce Campbell from the <b>Indians</b> for OF Beau Bell                                                                                                                                                                                                                                |
| <b>1941</b> |                                                                                                                                                                                                                                                                                                    |
| December 12 | Acquired INF Jimmy Bloodworth and OF Doc Cramer from the <b>Senators</b> for INF Frank Croucher and OF Bruce Campbell                                                                                                                                                                              |
| <b>1942</b> |                                                                                                                                                                                                                                                                                                    |
| July 17     | Acquired RHP Jack Wilson from the <b>Senators</b> for INF Eric McNair (McNair refused to report)                                                                                                                                                                                                   |
| <b>1943</b> |                                                                                                                                                                                                                                                                                                    |
| October 11  | Acquired C Bob Swift and INF Don Heffner from the <b>Athletics</b> for OF Rip Radcliff                                                                                                                                                                                                             |
| <b>1944</b> |                                                                                                                                                                                                                                                                                                    |
| December 12 | Acquired INF Skeeter Webb from the <b>White Sox</b> for INF Joe Orenge                                                                                                                                                                                                                             |
| <b>1945</b> |                                                                                                                                                                                                                                                                                                    |
| January 27  | Acquired OF Roy Cullenbine from the <b>Indians</b> for INF's Don Ross and Dutch Meyer                                                                                                                                                                                                              |
| <b>1946</b> |                                                                                                                                                                                                                                                                                                    |
| January 3   | Acquired INF Eddie Lake from the <b>Red Sox</b> for INF Rudy York                                                                                                                                                                                                                                  |
| May 18      | Acquired INF George Kell from the <b>Athletics</b> for OF Barney McCosky                                                                                                                                                                                                                           |
| <b>1947</b> |                                                                                                                                                                                                                                                                                                    |
| May 20      | Acquired C Hal Wagner from the <b>Red Sox</b> for C Birdie Tebbetts                                                                                                                                                                                                                                |
| <b>1948</b> |                                                                                                                                                                                                                                                                                                    |
| November 10 | Acquired C Aaron Robinson from the <b>White Sox</b> for LHP Billy Pierce and cash considerations                                                                                                                                                                                                   |
| <b>1949</b> |                                                                                                                                                                                                                                                                                                    |
| May 7       | Acquired INF Don Kolloway from the <b>White Sox</b> for C Vern Rapp                                                                                                                                                                                                                                |
| December 14 | Acquired INF Gerry Priddy from the <b>Browns</b> for RHP Lou Kretlow and cash considerations                                                                                                                                                                                                       |
| December 17 | Acquired INF Dick Kryhoski from the <b>Yankees</b> for OF Dick Wakefield                                                                                                                                                                                                                           |
| <b>1951</b> |                                                                                                                                                                                                                                                                                                    |
| May 15      | Acquired LHP Bob Cain from the <b>White Sox</b> for RHP Saul Rogovin                                                                                                                                                                                                                               |
| <b>1952</b> |                                                                                                                                                                                                                                                                                                    |
| February 14 | Acquired LHP Dick Littlefield, C Matt Batts, INF Ben Taylor and OF Cliff Mapes from the <b>Browns</b> for LHP's Gene Bearden and Bob Cain                                                                                                                                                          |
| June 3      | Acquired LHP Bill Wight, INF's Johnny Pesky, Walt Dropo and Fred Hatfield and OF Don Lenhardt from the <b>Red Sox</b> for RHP Dizzy Trout, INF's George Kell and Johnny Lipon and OF Hoot Evers                                                                                                    |
| August 14   | Acquired RHP's Ned Garver, Dave Madison and Bud Black and OF Jim Delsing from the <b>Browns</b> for RHP Marlin Stuart, LHP Dick Littlefield and OF's Vic Wertz and Don Lenhardt                                                                                                                    |
| October 27  | Acquired OF Jake Crawford from the <b>Browns</b> for INF Neil Bery and OF Cliff Mapes                                                                                                                                                                                                              |
| December 4  | Acquired INF Owen Friend, INF/OF J.W. Porter and OF Bob Nieman from the <b>Browns</b> for RHP's Virgil Trucks and Hal White and OF Johnny Groth                                                                                                                                                    |
| <b>1953</b> |                                                                                                                                                                                                                                                                                                    |
| January 29  | Acquired INF Billy Hitchcock from the <b>Athletics</b> for INF Don Kolloway                                                                                                                                                                                                                        |
| June 15     | Acquired RHP's Steve Gromek and Dick Weik, LHP Al Aber and INF Ray Boone from the <b>Indians</b> for RHP Art Houtteman, LHP Bill Wight, C Joe Ginsberg and INF Owen Friend                                                                                                                         |
| <b>1954</b> |                                                                                                                                                                                                                                                                                                    |
| May 29      | Acquired C Robert Wilson from the <b>White Sox</b> for C Matt Batts                                                                                                                                                                                                                                |
| June 9      | Acquired INF Wayne Belardi from the <b>Dodgers</b> for RHP Ernie Nevel, C John Bucha, INF Charley Kress and cash considerations                                                                                                                                                                    |
| December 6  | Acquired RHP Leo Cristante and INF's Ferris Fain and Jack Phillips from the <b>White Sox</b> for LHP Ted Gray, INF Walt Dropo and OF Bob Nieman                                                                                                                                                    |
| <b>1955</b> |                                                                                                                                                                                                                                                                                                    |
| November 30 | Acquired RHP Virgil Trucks from the <b>White Sox</b> for OF Bubba Phillips                                                                                                                                                                                                                         |
| <b>1956</b> |                                                                                                                                                                                                                                                                                                    |
| May 15      | Acquired INF Jim Brideweser and INF/OF Bob Kennedy from the <b>White Sox</b> for INF Fred Hatfield and OF Jim Delsing                                                                                                                                                                              |
| December 3  | Acquired RHP's Jack Crimman and Bill Harrington and INF's Eddie Robinson and Jim Finigan from the <b>Athletics</b> for RHP's Virgil Trucks and Ned Garver, LHP Gene Host and INF Wayne Belardi                                                                                                     |
| <b>1957</b> |                                                                                                                                                                                                                                                                                                    |
| February 12 | Acquired INF Jack Dittmer from the <b>Braves</b> for OF Charles King and cash considerations                                                                                                                                                                                                       |
| April 30    | Acquired OF Karl Olson from the <b>Red Sox</b> for INF Jack Phillips                                                                                                                                                                                                                               |
| June 13     | Acquired OF Dave Philley and cash considerations from the <b>White Sox</b> for INF Earl Torgeson                                                                                                                                                                                                   |
| November 20 | Acquired RHP Tom Morgan, LHP Maury McDermott, C Charlie Thompson, INF Billy Martin and OF's Gus Zernial and Lou Skizas from the <b>Athletics</b> for RHP's Duke Maas and John Tsitouris, C Frank House, INF Kent Hadley, OF's Bill Tuttle and Jim Small and a player to be named (INF Jim McManus) |
| <b>1958</b> |                                                                                                                                                                                                                                                                                                    |
| January 28  | Acquired INF's Ozzie Virgil and Gail Harris from the <b>Giants</b> for INF Jim Finigan and cash considerations                                                                                                                                                                                     |
| February 18 | Acquired LHP Hank Aguirre and C Jim Hegan from the <b>Indians</b> for LHP Hal Woodeshick and C J.W. Porter                                                                                                                                                                                         |
| March 31    | Acquired RHP Vito Valentinetti and INF Milt Bolling from the <b>Indians</b> for RHP Pete Wojey and cash considerations                                                                                                                                                                             |
| June 15     | Acquired RHP Bill Fischer and OF Tito Francona from the <b>White Sox</b> for RHP Bob Shaw and INF Ray Boone                                                                                                                                                                                        |
| June 23     | Acquired RHP Al Cicotte from the <b>Senators</b> for RHP Vito Valentinetti                                                                                                                                                                                                                         |
| July 27     | Acquired C John Turk and cash considerations from the <b>Phillies</b> for C Jim Hegan                                                                                                                                                                                                              |
| November 20 | Acquired RHP Ray Narleski, LHP Don Mossi and INF Ossie Alvarez from the <b>Indians</b> for RHP Al Cicotte and INF Billy Martin                                                                                                                                                                     |
| December 5  | Acquired C Lou Berberet from the <b>Red Sox</b> for RHP Herb Moford                                                                                                                                                                                                                                |
| December 6  | Acquired INF's Eddie Yost and Rocky Bridges and OF Neil Chrisley from the <b>Senators</b> for INF's Reno Bertoia and Ron Sanford and OF Jim Delsing                                                                                                                                                |
| <b>1959</b> |                                                                                                                                                                                                                                                                                                    |
| January 29  | Acquired OF Larry Doby from the <b>Indians</b> for OF Tito Francona                                                                                                                                                                                                                                |
| May 2       | Acquired RHP Dave Sisler and INF Ted Lepcio from the <b>Red Sox</b> for LHP Billy Hoefl                                                                                                                                                                                                            |
| October 15  | Acquired RHP Don Kaiser, C Mike Roarke and INF Casey Wise from the <b>Braves</b> for RHP Don Lee and C Charlie Lau                                                                                                                                                                                 |
| <b>1960</b> |                                                                                                                                                                                                                                                                                                    |
| April 12    | Acquired INF Norm Cash from the <b>Indians</b> for INF Steve Demeter                                                                                                                                                                                                                               |
| April 17    | Acquired OF Rocky Colavito from the <b>Indians</b> for OF Harvey Kuenn                                                                                                                                                                                                                             |
| May 6       | Acquired RHP Sandy Amoros from the <b>Dodgers</b> for INF Gail Harris                                                                                                                                                                                                                              |
| June 15     | Acquired RHP Clem Labine from the <b>Dodgers</b> for INF Ray Semproch                                                                                                                                                                                                                              |
| July 22     | Acquired RHP Bill Fischer from the <b>Senators</b> for RHP Tom Morgan                                                                                                                                                                                                                              |
| July 25     | Acquired C Hank Foiles from the <b>Indians</b> for C Bob Wilson and INF Rocky Bridges                                                                                                                                                                                                              |
| December 7  | Acquired RHP Terry Fox, C Dick Brown, INF Chuck Cottier and OF Bill Bruton from the <b>Braves</b> for INF Frank Bolling and OF Neil Chrisley                                                                                                                                                       |
| <b>1961</b> |                                                                                                                                                                                                                                                                                                    |
| May 10      | Acquired INF Jim Baumer from the <b>Reds</b> for INF Dick Gernert                                                                                                                                                                                                                                  |



## TIGERS ALL-TIME TRADES

|             |                                                                                                                                                                                                                                       |
|-------------|---------------------------------------------------------------------------------------------------------------------------------------------------------------------------------------------------------------------------------------|
| June 5      | Acquired LHP Hal Woodeschick from the <b>Senators</b> for INF Chuck Cottier                                                                                                                                                           |
| June 7      | Acquired RHP Jerry Casale from the <b>Angels</b> for RHP Jim Donohue                                                                                                                                                                  |
| July 31     | Acquired RHP Gerry Staley and INF Reno Bertoia from the <b>Athletics</b> for RHP Bill Fischer and INF Ozzie Virgil                                                                                                                    |
| September 8 | Acquired INF Vic Wertz from the <b>Red Sox</b> for cash considerations                                                                                                                                                                |
| December 1  | Acquired RHP Sam Jones from the <b>Colt 45's</b> for RHPs Bob Bruce and Manny Montejo                                                                                                                                                 |
| <b>1962</b> |                                                                                                                                                                                                                                       |
| June 25     | Acquired INF/OF Bob Farley from the <b>White Sox</b> for OF Charlie Maxwell                                                                                                                                                           |
| November 25 | Acquired INF Bubba Phillips from the <b>Indians</b> for RHP Gordon Seyfried and LHP Ron Nischwitz                                                                                                                                     |
| November 26 | Acquired C Gus Triandos and OF Whitey Herzog from the <b>Orioles</b> for C Dick Brown                                                                                                                                                 |
| November 27 | Acquired RHP Bob Anderson from the <b>Cubs</b> for INF Steve Boros                                                                                                                                                                    |
| <b>1963</b> |                                                                                                                                                                                                                                       |
| August 23   | Acquired OF Wayne Comer and cash considerations from the <b>Senators</b> for INF Larry Osborne                                                                                                                                        |
| May 8       | Acquired OF Lou Johnson and cash considerations from the <b>Braves</b> for INF Chico Fernandez                                                                                                                                        |
| June 15     | Acquired OF George Thomas and cash considerations from the <b>Angels</b> for RHP Paul Foytack and INF Frank Kostro                                                                                                                    |
| November 18 | Acquired RHP's Ed Rakow and Dave Wickersham and INF Jerry Lumpe from the <b>Athletics</b> for RHP Bob Anderson, OF Rocky Colavito and cash considerations                                                                             |
| December 4  | Acquired RHP Jack Hamilton and OF Don Demeter from the <b>Phillies</b> for RHP Jim Bunning and C Gus Triandos                                                                                                                         |
| <b>1964</b> |                                                                                                                                                                                                                                       |
| April 9     | Acquired RHP Larry Sherry from the <b>Dodgers</b> for OF Lou Johnson and cash considerations                                                                                                                                          |
| April 28    | Acquired RHP Julio Navarro from the <b>Angels</b> for OF Willie Smith                                                                                                                                                                 |
| <b>1965</b> |                                                                                                                                                                                                                                       |
| October 4   | Acquired RHP Bill Monbouquette from the <b>Red Sox</b> for INF George Smith and OF George Thomas                                                                                                                                      |
| December 15 | Acquired INF Dick Tracewski from the <b>Dodgers</b> for RHP Phil Regan                                                                                                                                                                |
| <b>1966</b> |                                                                                                                                                                                                                                       |
| May 10      | Acquired LHP Johnny Podres from the <b>Dodgers</b> for cash considerations                                                                                                                                                            |
| May 10      | Acquired cash considerations from the <b>Phillies</b> for RHP Terry Fox                                                                                                                                                               |
| June 14     | Acquired RHP Earl Wilson and OF Joe Christopher from the <b>Red Sox</b> for RHP Julio Navarro and OF Don Demeter                                                                                                                      |
| <b>1967</b> |                                                                                                                                                                                                                                       |
| May 5       | Acquired cash considerations from the <b>Indians</b> for RHP Orlando Pena                                                                                                                                                             |
| June 23     | Acquired cash considerations from the <b>Reds</b> for OF Jake Wood                                                                                                                                                                    |
| June 29     | Acquired OF Jim Landis from the <b>Astros</b> for RHP Larry Sherry                                                                                                                                                                    |
| August 17   | Acquired INF Eddie Mathews from the <b>Astros</b> for RHP Fred Gladding and cash considerations                                                                                                                                       |
| November 28 | Acquired RHP Dennis Ribant from the <b>Pirates</b> for RHP Dave Wickersham                                                                                                                                                            |
| <b>1968</b> |                                                                                                                                                                                                                                       |
| April 3     | Acquired INF Fred Moulder from the <b>Dodgers</b> for LHP Hank Aguirre                                                                                                                                                                |
| July 26     | Acquired RHP Don McMahon from the <b>White Sox</b> for RHP Dennis Ribant                                                                                                                                                              |
| <b>1969</b> |                                                                                                                                                                                                                                       |
| June 14     | Acquired INF/OF Tom Tresh from the <b>Yankees</b> for OF Ron Woods                                                                                                                                                                    |
| December 3  | Acquired RHP Jerry Robertson from the <b>Expos</b> for RHP Joe Sparna                                                                                                                                                                 |
| December 4  | Acquired RHP Joe Niekro from the <b>Padres</b> for RHP Pat Dobson and INF Dave Campbell                                                                                                                                               |
| December 13 | Acquired INF Dalton Jones from the <b>Red Sox</b> for INF Tom Matchick                                                                                                                                                                |
| <b>1970</b> |                                                                                                                                                                                                                                       |
| May 22      | Acquired LHP Bill Rohr and OF Russ Nagelson from the <b>Indians</b> for RHP Fred Lasher                                                                                                                                               |
| October 9   | Acquired RHP's Joe Coleman and Jim Hannan and INF's Eddie Brinkman and Aurelio Rodriguez from the <b>Senators</b> for RHP's Denny McLain and Norm McRae, INF Don Wert and OF Elliott Maddox                                           |
| <b>1971</b> |                                                                                                                                                                                                                                       |
| March 29    | Acquired RHP Bill Zepp from the <b>Twins</b> for RHP Art Clifford and INF Bob Adams                                                                                                                                                   |
| June 12     | Acquired INF Tony Taylor from the <b>Phillies</b> for RHP's Mike Fremuth and Carl Cavanaugh                                                                                                                                           |
| December 2  | Acquired C Tom Haller from the <b>Dodgers</b> for a player to be named (LHP Bernie Beckman) and cash considerations                                                                                                                   |
| <b>1972</b> |                                                                                                                                                                                                                                       |
| May 9       | Acquired INF/OF Reggie Sanders from the <b>Athletics</b> for LHP Mike Kilkenny                                                                                                                                                        |
| May 30      | Acquired RHP Norm McRae from the <b>Rangers</b> for INF Dalton Jones                                                                                                                                                                  |
| November 30 | Acquired OF Dick Sharon from the <b>Pirates</b> for RHP Norm McRae and LHP Jim Foor                                                                                                                                                   |
| <b>1973</b> |                                                                                                                                                                                                                                       |
| March 27    | Acquired RHP Jim Perry from the <b>Twins</b> for RHP Danny Fife and cash considerations                                                                                                                                               |
| April 2     | Acquired C Charlie Sands from the <b>Pirates</b> for RHP Chris Zachary                                                                                                                                                                |
| May 14      | Acquired C Bob Didier from the <b>Braves</b> for C Gene Lamont                                                                                                                                                                        |
| June 15     | Acquired RHP Ed Farmer from the <b>Indians</b> for RHP Tom Timmerman and INF Kevin Collins                                                                                                                                            |
| October 23  | Acquired OF Ben Oglivie from the <b>Red Sox</b> for INF Dick McAuliffe                                                                                                                                                                |
| December 3  | Acquired RHP Jim Ray and INF Gary Sutherland from the <b>Astros</b> for LHP Fred Scherman and cash considerations                                                                                                                     |
| December 6  | Acquired LHP Ray Newman from the <b>Brewers</b> for RHP Mike Strahler                                                                                                                                                                 |
| <b>1974</b> |                                                                                                                                                                                                                                       |
| August 19   | Acquired C Gerry Moses from the <b>Yankees</b> and traded RHP Jim Perry to the Indians and RHP Ed Farmer to the <b>Yankees</b> (the <b>Indians</b> traded RHP Rick Sawyer and OF Walt Williams to the <b>Yankees</b> ) three-way deal |
| November 18 | Acquired INF Nate Colbert from the <b>Padres</b> for RHP Bob Strampe, INF Eddie Brinkman and OF Dick Sharon                                                                                                                           |
| December 4  | Acquired RHP Tom Walker and C Terry Humphrey from the <b>Expos</b> for LHP Woodie Fryman                                                                                                                                              |
| December 5  | Acquired cash considerations from the <b>Pirates</b> for RHP Jim Ray                                                                                                                                                                  |
| <b>1975</b> |                                                                                                                                                                                                                                       |
| March 29    | Acquired INF Jack Pierce from the <b>Braves</b> for INF/OF Reggie Sanders                                                                                                                                                             |
| May 29      | Acquired RHP Bob Reynolds from the <b>Orioles</b> for RHP Fred Holdsworth                                                                                                                                                             |
| December 6  | Acquired LHP's Dave Roberts and Jim Crawford and C Milt May from the <b>Astros</b> for RHP's Gene Pentz and Mark Lemongello, C Terry Humphrey and OF Leon Roberts                                                                     |
| <b>1976</b> |                                                                                                                                                                                                                                       |
| June 8      | Acquired cash considerations from the <b>Cubs</b> for RHP Joe Coleman                                                                                                                                                                 |
| June 10     | Acquired INF Pedro Garcia from the <b>Brewers</b> for INF Gary Sutherland                                                                                                                                                             |
| <b>1977</b> |                                                                                                                                                                                                                                       |
| April 12    | Acquired RHP Steve Foucault from the <b>Rangers</b> for OF Willie Horton                                                                                                                                                              |
| July 30     | Acquired cash considerations from the <b>Cubs</b> for LHP Dave Roberts                                                                                                                                                                |
| December 9  | Acquired OF Charlie Spikes from the <b>Indians</b> for INF Tom Verzyer                                                                                                                                                                |
| December 9  | Acquired RHP Jim Slaton and LHP Rich Folkers from the <b>Brewers</b> for OF Ben Oglivie                                                                                                                                               |
| <b>1978</b> |                                                                                                                                                                                                                                       |
| January 30  | Acquired INF Steve Dillard from the <b>Red Sox</b> for RHP's Michael Burns and Frank Harris and cash considerations                                                                                                                   |
| March 6     | Acquired RHP Jack Billingham from the <b>Reds</b> for LHP George Cappuzzello and OF John Valle                                                                                                                                        |
| December 4  | Acquired RHP Aurelio Lopez and OF Jerry Morales from the <b>Cardinals</b> for LHPs Bob Sykes and Jack Murphy                                                                                                                          |
| <b>1979</b> |                                                                                                                                                                                                                                       |
| March 13    | Acquired RHP Mardie Cornejo from the <b>Mets</b> for LHP Ed Glynn                                                                                                                                                                     |
| March 20    | Acquired INF Steve Dillard from the <b>Cubs</b> for C Ed Putman                                                                                                                                                                       |

# TIGERS ALL-TIME TRADES



|              |                                                                                                                                             |
|--------------|---------------------------------------------------------------------------------------------------------------------------------------------|
| May 25       | Acquired OF Champ Summers from the <b>Reds</b> for LHP Sheldon Burnside                                                                     |
| July 20      | Acquired C Randy Schafer and cash considerations from the <b>Expos</b> for OF Rusty Staub                                                   |
| October 31   | Acquired INF Richie Hebner from the <b>Mets</b> for INF Phil Mankowski and OF Jerry Morales                                                 |
| December 5   | Acquired LHP Jeff Holly from the <b>Twins</b> for RHP Fernando Arroyo                                                                       |
| December 7   | Acquired cash considerations from the <b>Padres</b> for INF Aurelio Rodriguez                                                               |
| December 7   | Acquired LHP Dan Schatzeder from the <b>Expos</b> for OF Ron LeFlore                                                                        |
| <b>1980</b>  |                                                                                                                                             |
| March 14     | Acquired C Duffy Dyer from the <b>Expos</b> for INF Jerry Manuel                                                                            |
| May 12       | Acquired cash considerations from the <b>Red Sox</b> for RHP Jack Billingham                                                                |
| May 27       | Acquired OF Al Cowens from the <b>Angels</b> for INF Jason Thompson                                                                         |
| June 2       | Acquired OF Jim Lentine from the <b>Cardinals</b> for LHP John Martin and OF Al Greene                                                      |
| December 10  | Acquired LHP Kevin Saucier from the <b>Rangers</b> for INF Mark Wagner                                                                      |
| December 12  | Acquired LHP Dennis Kinney from the <b>Padres</b> for OF Dave Stegman                                                                       |
| <b>1981</b>  |                                                                                                                                             |
| April 1      | Acquired INF Mick Kelleher from the <b>Cubs</b> for cash considerations                                                                     |
| August 27    | Acquired INF Ron Jackson from the <b>Twins</b> for OF Tim Corcoran                                                                          |
| November 27  | Acquired OF Chet Lemon from the <b>White Sox</b> for OF Steve Kemp                                                                          |
| December 9   | Acquired OF Larry Herndon from the <b>Giants</b> for LHP's Dan Schatzeder and Mike Chris                                                    |
| <b>1982</b>  |                                                                                                                                             |
| March 4      | Acquired INF Enos Cabell and cash considerations from the <b>Giants</b> for OF Champ Summers                                                |
| March 23     | Acquired OF Ed Miller from the <b>Braves</b> for RHP Roger Weaver                                                                           |
| March 30     | Acquired RHP Elias Sosa from the <b>Expos</b> for cash considerations                                                                       |
| April 21     | Acquired cash considerations from the <b>Angels</b> for INF Mick Kelleher                                                                   |
| October 7    | Acquired cash considerations from the <b>Padres</b> for RHP Elias Sosa                                                                      |
| <b>1983</b>  |                                                                                                                                             |
| March 24     | Acquired OF John Grubb from the <b>Rangers</b> for RHP Dave Tobik                                                                           |
| March 25     | Acquired C Sal Butera from the <b>Twins</b> for C Stine Poole                                                                               |
| June 22      | Acquired RHP Doug Bair from the <b>Cardinals</b> for a player to be named (LHP Dave Rucker)                                                 |
| June 30      | Acquired INF Wayne Krenchicki from the <b>Reds</b> for LHP Pat Underwood                                                                    |
| November 21  | Acquired cash considerations from the <b>Reds</b> for INF Wayne Krenchicki                                                                  |
| <b>1984</b>  |                                                                                                                                             |
| March 27     | Acquired LHP Willie Hernandez and INF Dave Bergman from the <b>Phillies</b> for C John Wockenfuss and OF Glenn Wilson                       |
| August 28    | Acquired LHP Bill Scherrer from the <b>Reds</b> for a player to be named (RHP Carl Willis) and cash considerations                          |
| December 7   | Acquired RHP Walt Terrell from the <b>Mets</b> for INF Howard Johnson                                                                       |
| <b>1985</b>  |                                                                                                                                             |
| April 5      | Acquired OF Alex Sanchez from the <b>Giants</b> for RHP Roger Mason                                                                         |
| June 20      | Acquired LHP Frank Tanana from the <b>Rangers</b> for RHP Duane James                                                                       |
| October 7    | Acquired RHP Eric King, LHP Dave LaPoint and C Matt Nokes from the <b>Giants</b> for RHP's Juan Berenguer and Scott Medvin and C Bob Melvin |
| November 13  | Acquired OF Dave Collins from the <b>Athletics</b> for INF/OF Barbaro Garbey                                                                |
| December 12  | Acquired INF/OF Darnell Coles from the <b>Mariners</b> for RHP Rich Monteleone                                                              |
| <b>1986</b>  |                                                                                                                                             |
| January 18   | Acquired INF/OF Dave Engle from the <b>Twins</b> for INF Chris Pittaro and OF Alex Sanchez                                                  |
| July 9       | Acquired LHP Mark Thurmond from the <b>Padres</b> for LHP Dave LaPoint                                                                      |
| August 9     | Acquired C Mike Heath from the <b>Cardinals</b> for RHP Ken Hill and a player to be named (INF Mike Laga)                                   |
| <b>1987</b>  |                                                                                                                                             |
| January 27   | Acquired OF's Terry Harper and Freddie Tiburcio from the <b>Braves</b> for RHP Randy O'Neal and LHP Chuck Cary                              |
| March 24     | Acquired C Orlando Mercado from the <b>Rangers</b> for a player to be named (OF Ruben Guzman)                                               |
| May 5        | Acquired RHP Balvino Galvez from the <b>Dodgers</b> for C Orlando Mercado                                                                   |
| June 22      | Acquired RHP Karl Best from the <b>Mariners</b> for RHP Bryan Kelly                                                                         |
| June 26      | Acquired RHP Shawn Holman and INF Pete Rice from the <b>Pirates</b> for OF Terry Harper                                                     |
| August 7     | Acquired INF Jim Morrison from the <b>Pirates</b> for INF/OF Darnell Coles and a player to be named (LHP Morris Madden)                     |
| August 12    | Acquired RHP Doyle Alexander from the <b>Braves</b> for RHP John Smoltz                                                                     |
| September 22 | Acquired RHP Dickie Noles from the <b>Cubs</b> for a player to be named (Noles returned to Cubs on October 23)                              |
| December 5   | Acquired OF Gary Pettis from the <b>Angels</b> for RHP Dan Petry                                                                            |
| <b>1988</b>  |                                                                                                                                             |
| February 24  | Acquired INF Julius McDougal from the <b>Twins</b> for INF Doug Baker                                                                       |
| February 27  | Acquired INF Ray Knight from the <b>Orioles</b> for LHP Mark Thurmond                                                                       |
| March 24     | Acquired OF Billy Beane from the <b>Twins</b> for RHP Balvino Galvez                                                                        |
| March 28     | Acquired RHP Don Schulze from the <b>Twins</b> for RHP Karl Best                                                                            |
| August 31    | Acquired OF Fred Lynn from the <b>Orioles</b> for RHP Cesar Mejia, LHP Robinson Garces and C Chris Hoiles                                   |
| August 31    | Acquired RHP Ted Power from the <b>Royals</b> for LHP Mark Lee and C Rey Palacios                                                           |
| October 28   | Acquired INF/OF Keith Moreland and INF Chris Brown from the <b>Padres</b> for RHP Walt Terrell                                              |
| <b>1989</b>  |                                                                                                                                             |
| March 23     | Acquired INF Mike Brumley from the <b>Padres</b> for INF Luis Salazar                                                                       |
| March 23     | Acquired RHP Charlie Hudson from the <b>Yankees</b> for INF Tom Brookens                                                                    |
| March 23     | Acquired OF Kenny Williams from the <b>White Sox</b> for RHP Eric King                                                                      |
| June 16      | Acquired OF Tracy Jones from the <b>Giants</b> for OF Pat Sheridan                                                                          |
| July 17      | Acquired OF's Domingo Michel and Steve Green from the <b>Dodgers</b> for OF Billy Bean                                                      |
| July 28      | Acquired LHP Brian DuBois from the <b>Orioles</b> for INF Keith Moreland                                                                    |
| December 6   | Acquired RHP Matt Kinzer and OF Jim Lindeman from the <b>Cardinals</b> for RHP Marcos Betances, C Bill Henderson and INF Pat Austin         |
| <b>1990</b>  |                                                                                                                                             |
| January 10   | Acquired OF Larry Sheets from the <b>Orioles</b> for INF Mike Brumley                                                                       |
| April 2      | Acquired RHP Jerry Don Gleadon from the <b>Royals</b> for RHP Greg Everson                                                                  |
| June 4       | Acquired RHP's Lance McCullers and Clay Parker from the <b>Yankees</b> for C Matt Nokes                                                     |
| June 18      | Acquired OF Darnell Coles from the <b>Mariners</b> for OF Tracy Jones                                                                       |
| October 1    | Acquired LHP Mike Munoz from the <b>Dodgers</b> for RHP Mike Wilkins                                                                        |
| <b>1991</b>  |                                                                                                                                             |
| January 12   | Acquired C Mickey Tettleton from the <b>Orioles</b> for RHP Jeff Robinson                                                                   |
| January 22   | Acquired INF Todd Haney from the <b>Mariners</b> for LHP Dave Richards                                                                      |
| March 19     | Acquired RHP Mark Leiter from the <b>Yankees</b> for INF Torey Lovullo                                                                      |
| March 30     | Acquired C Andy Allanson from the <b>Royals</b> for C Jim Baxter                                                                            |
| June 25      | Acquired INF Victor Rosario from the <b>Braves</b> for RHP Dan Petry                                                                        |
| <b>1992</b>  |                                                                                                                                             |
| January 22   | Acquired LHP Tony Castillo and OF Mark Carreon from the <b>Mets</b> for LHP Paul Gibson                                                     |
| <b>1993</b>  |                                                                                                                                             |
| March 31     | Acquired OF Eric Davis from the <b>Dodgers</b> for a player to be named (RHP John DeSilva)                                                  |



# TIGERS ALL-TIME TRADES

- 1994**  
 March 31 Acquired C Alan Zinter from the **Mets** for INF Rico Brogna  
 May 11 Acquired RHP Gene Harris from the **Padres** for INF's Scott Livingstone and Jorge Velandia
- 1995**  
 April 13 Acquired OF Chad Curtis from the **Angels** for INF Tony Phillips  
 July 31 Acquired RHP Dave Tuttle, LHP C.J. Nitkowski and a player to be named (INF Mark Lewis) from the **Reds** for LHP David Wells  
 August 7 Acquired a player to be named (LHP Mike Myers) from the **Marlins** for LHP Buddy Groom  
 August 10 Acquired a player to be named (INF Phil Nevin) from the **Astros** for RHP Mike Henneman  
 August 29 Acquired a player to be named (OF Derek Haco) from the **Brewers** for LHP Kevin Wickander  
 September 8 Acquired a player to be named (OF Phil Hiatt) from the **Royals** for INF Juan Samuel
- 1996**  
 January 23 Acquired OF Duane Singleton from the **Brewers** for LHP Henry Santos  
 March 11 Acquired RHP Randy Veres from the **Marlins** for INF Matt Brunson  
 March 22 Acquired RHP Ramon Fermin and INF Fausto Cruz from the **Athletics** for OF Phil Plantier  
 March 22 Acquired RHP Richie Lewis, C Raul Casanova and OF Melvin Nieves from the **Padres** for RHP's Sean Bergman and Cade Gaspar and OF Todd Stevenson  
 April 26 Acquired RHP Gregg Olson from the **Reds** for INF Yuri Sanchez  
 May 14 Acquired RHP John Farrell from the **Indians** for RHP Greg Granger  
 May 31 Acquired OF Anton French from the **Brewers** for OF Danny Bautista  
 June 7 Acquired LHP Tom Urbani and INF Miguel Inzunza from the **Cardinals** for RHP Brian Maxcy and OF Micah Franklin  
 June 18 Acquired RHP Russell Spear, C Brad Ausmus and INF Andujar Cedeño from the **Padres** for C John Flaherty and INF Chris Gomez  
 July 31 Acquired RHP Matt Drews, OF Ruben Sierra and cash considerations from the **Yankees** for INF Cecil Fielder  
 July 31 Acquired INF Damion Easley from the **Angels** for RHP Greg Gohr  
 July 31 Acquired LHP's Joey Eischen and John Cummings from the **Dodgers** for OF Chad Curtis  
 August 26 Acquired two players to be named (RHP Kevin Gallaher and INF Pedro Santana) from the **Astros** for RHP Gregg Olson  
 September 11 Acquired cash considerations from the **Astros** for INF Andujar Cedeño  
 September 20 Acquired RHP Fernando Hernandez from the **Padres** for a player to be named (OF Justin Mashore)  
 October 28 Acquired RHP Ben Bailey and OF Decomba Conner from the **Reds** for OF Ruben Sierra and cash considerations  
 November 1 Acquired RHP Dan Miceli from the **Pirates** for RHP Clint Sodowsky  
 November 9 Acquired INF Deivi Cruz and OF Juan Hernaiz from the **Dodgers** for INF Jeff Berblinger  
 December 10 Acquired RHP's Todd Jones and Doug Brocail, INF Orlando Miller, OF Brian Hunter and cash considerations from the **Astros** for RHP Jose Lima, LHP's Trevor Miller and C.J. Nitkowski, C Brad Ausmus and INF Daryle Ward  
 December 10 Acquired LHP Roberto Duran from the **Blue Jays** for OF Anton French  
 December 11 Acquired C Matt Walbeck from the **Twins** for RHP Brent Stentz  
 December 16 Acquired INF Jesse Ibarra from the **Giants** for INF Mark Lewis  
 December 17 Acquired RHP Willie Blair and C Brian Johnson from the **Padres** for RHP Cam Smith and LHP Joey Eischen
- 1997**  
 March 22 Acquired INF Jody Reed from the **Padres** for RHP Matt Skremetta and OF Mike Darr  
 July 16 Acquired C Marcus Jensen from the **Giants** for C Brian Johnson  
 July 16 Acquired OF Earl Johnson from the **Padres** for INF Dave Hajeck  
 July 18 Acquired RHP Scott Sanders and Dean Crow and INF Carlos Villalobos from the **Mariners** for RHP's Omar Olivares and Felipe Lira  
 November 11 Acquired RHP Donne Wall and C Paul Bako from the **Reds** for OF Melvin Nieves  
 November 18 Acquired RHP Matt Drews and INF's Joe Randa and Gabe Alvarez from the **Diamondbacks** for INF Travis Fryman  
 November 18 Acquired RHP Tim Worrell and OF Trey Beamon from the **Padres** for RHP's Dan Miceli and Donnie Wall and INF Ryan Balfie  
 November 20 Acquired RHP Willie Blair from the **Mets** for INF Joe Randa  
 November 20 Acquired RHP Nick Skuse from the **Angels** for C Matt Walbeck and INF Phil Nevin  
 November 24 Acquired cash considerations from the **Red Sox** for OF Jimmy Hurst
- 1998**  
 March 25 Acquired RHP Doug Bochler from the **Athletics** for cash considerations  
 June 23 Acquired a player to be named (INF Jason Wood) from the **Athletics** for OF Bip Roberts  
 June 24 Acquired OF Geronimo Berroa from the **Indians** for RHP Tim Worrell and OF Dave Roberts  
 December 4 Acquired RHP Willie Blair from the **Mets** for INF Joe Randa  
 December 10 Acquired cash considerations from the **Red Sox** for RHP Marino Santana  
 December 14 Acquired LHP Alberto Blanco from the **Marlins** for cash considerations  
 December 14 Acquired RHP Keiker Graterol from the **Blue Jays** for RHP Eric Ludwick  
 December 28 Acquired OF Raimon Garcia from the **Diamondbacks** for OF Luis Gonzalez
- 1999**  
 January 14 Acquired LHP C.J. Nitkowski and C Brad Ausmus from the **Astros** for RHP's Dean Crow, Brian Powell and Mark Pearsall, C Paul Bako and INF Carlos Villalobos  
 April 16 Acquired RHP's Dave Micki and Mel Rojas from the **Dodgers** for RHP's Robinson Checo and Apostol Garcia and LHP Rick Roberts  
 April 28 Acquired two players to be named (LHP Andy Van Hekken and OF Jerry Amador) from the **Mariners** for OF Brian Hunter  
 July 31 Acquired LHP Mike Maroth from the **Red Sox** for RHP Bryce Florie  
 July 31 Acquired RHP Brandon Villafuerte from the **Marlins** for RHP Mike Drumright  
 November 2 Acquired RHP Danny Patterson, C Gregg Zaun and OF Juan Gonzalez from the **Rangers** for RHP Francisco Cordero, LHP's Justin Thompson and Alan Webb, C Bill Haselman, INF Frank Catalanotto and OF Gabe Kapler
- 2000**  
 March 7 Acquired cash considerations from the **Royals** for C Gregg Zaun  
 March 10 Acquired OF Wendell Magee from the **Phillies** for LHP Bobby Simondo  
 June 12 Acquired cash considerations from the **Orioles** for OF Karim Garcia  
 July 17 Acquired OF Dusty Allen from the **Padres** for INF Gabe Alvarez  
 July 18 Acquired INF Hal Morris from the **Reds** for cash considerations  
 December 11 Acquired OF Roger Cedeño, RHP Chris Holt and C Mitch Meluskey from the **Astros** for RHP's Doug Brocail and Nelson Cruz and C Brad Ausmus  
 December 15 Acquired LHP Matt Perisho from the **Rangers** for RHP's Kevin Mobley and Brandon Villafuerte
- 2001**  
 June 23 Acquired RHP Jose Lima and cash considerations from the **Astros** for RHP Dave Micki  
 July 28 Acquired LHP Mark Redman from the **Twins** for RHP Todd Jones  
 December 11 Acquired INF/OF Dmitri Young from the **Reds** for RHP Luis Pineda and OF Juan Encarnacion  
 December 13 Acquired RHP Joe Valentine from the **Expos** for cash considerations
- 2002**  
 March 23 Acquired C Matt Walbeck and INF Damian Jackson from the **Padres** for C Javier Cardona and OF Rich Gomez  
 March 25 Acquired RHP Jose Paniagua from the **Rockies** for RHP Victor Santos and INF Ronnie Merrill  
 May 16 Acquired INF Chris Truby from the **Expos** for INF Jose Macias  
 June 19 Acquired OF George Lombard from the **Brewers** for RHP Kris Keller  
 July 6 Acquired RHP Franklyn German, INF Carlos Pena and a player to be named (RHP Jeremy Bonderman) from the **Athletics** for RHP Jeff Weaver  
 July 23 Acquired INF David Espinosa and two players to be named (RHP Jorge Cordova and OF Noochie Varner) from the **Reds** for RHP Brian Moehler, INF Matt Boone and cash considerations  
 July 25 Acquired OF Hiram Bocachica from the **Dodgers** for RHP Tom Farmer and a player to be named (INF Jason Frasor)  
 November 15 Acquired OF Gene Kingsale from the **Padres** for C Michael Rivera  
 November 25 Acquired LHP Adrian Burnside and two players to be named (RHP Roberto Novoa and INF Kody Kirkland) from the **Pirates** for INF Randall Simon



# TIGERS ALL-TIME TRADES



|             |                                                                                                                                                                                                                                                                                                                                                                                           |
|-------------|-------------------------------------------------------------------------------------------------------------------------------------------------------------------------------------------------------------------------------------------------------------------------------------------------------------------------------------------------------------------------------------------|
| December 16 | Acquired RHP Matt Roney from the <b>Pirates</b> for cash considerations                                                                                                                                                                                                                                                                                                                   |
| December 16 | Acquired INF Travis Chapman from the <b>Indians</b> for cash considerations                                                                                                                                                                                                                                                                                                               |
| <b>2003</b> |                                                                                                                                                                                                                                                                                                                                                                                           |
| January 11  | Acquired RHP Gary Knotts and LHP's Rob Henkel and Nate Robertson from the <b>Marlins</b> for RHP Jerrod Fuell and LHP Mark Redman                                                                                                                                                                                                                                                         |
| March 27    | Acquired RHP Chris Spurling from the <b>Braves</b> for LHP Matt Coenen                                                                                                                                                                                                                                                                                                                    |
| May 27      | Acquired OF Alex Sanchez from the <b>Brewers</b> for LHP Chad Petty and OF Noochie Varner                                                                                                                                                                                                                                                                                                 |
| July 13     | Acquired OF Ben Petrick from the <b>Rockies</b> for RHP Adam Bernero                                                                                                                                                                                                                                                                                                                      |
| <b>2004</b> |                                                                                                                                                                                                                                                                                                                                                                                           |
| January 8   | Acquired INF Carlos Guillen from the <b>Mariners</b> for INF's Ramon Santiago and Juan Gonzalez                                                                                                                                                                                                                                                                                           |
| April 1     | Acquired LHP Steve Colyer and cash considerations from the <b>Dodgers</b> for OF Cody Ross                                                                                                                                                                                                                                                                                                |
| April 29    | Acquired LHP Felix Sanchez from the <b>Cubs</b> for LHP Jon Connolly and a player to be named (LHP Eric Eckenstahler)                                                                                                                                                                                                                                                                     |
| August 31   | Acquired cash considerations from the <b>Cubs</b> for C Mike DiFelice                                                                                                                                                                                                                                                                                                                     |
| <b>2005</b> |                                                                                                                                                                                                                                                                                                                                                                                           |
| January 6   | Acquired C Vance Wilson from the <b>Mets</b> for INF Anderson Hernandez                                                                                                                                                                                                                                                                                                                   |
| February 9  | Acquired RHP Kyle Farnsworth and cash considerations from the <b>Cubs</b> for RHP Roberto Novoa, INF Scott Moore and OF Bo Flowers                                                                                                                                                                                                                                                        |
| April 2     | Acquired RHP Matt Ginter from the <b>Mets</b> for LHP Steve Colyer                                                                                                                                                                                                                                                                                                                        |
| June 8      | Acquired INF Placido Polanco from the <b>Phillies</b> for RHP Ugueth Urbina and INF Ramon Martinez                                                                                                                                                                                                                                                                                        |
| July 22     | Acquired INF John McDonald from the <b>Blue Jays</b> for cash considerations                                                                                                                                                                                                                                                                                                              |
| July 31     | Acquired RHP's Roman Colon and Zach Miner from the <b>Braves</b> for RHP Kyle Farnsworth                                                                                                                                                                                                                                                                                                  |
| November 10 | Acquired cash considerations from the <b>Blue Jays</b> for INF John McDonald                                                                                                                                                                                                                                                                                                              |
| December 8  | Acquired cash considerations from the <b>Phillies</b> for RHP Chris Booker                                                                                                                                                                                                                                                                                                                |
| December 12 | Acquired RHP Ricky Steik from the <b>Padres</b> for RHP Kenny Baugh                                                                                                                                                                                                                                                                                                                       |
| <b>2006</b> |                                                                                                                                                                                                                                                                                                                                                                                           |
| July 31     | Acquired INF Sean Casey from the <b>Pirates</b> for RHP Brian Rogers                                                                                                                                                                                                                                                                                                                      |
| August 20   | Acquired INF Neifi Perez from the <b>Cubs</b> for C Chris Robinson                                                                                                                                                                                                                                                                                                                        |
| September 1 | Acquired cash considerations from the <b>Nationals</b> for OF Nook Logan                                                                                                                                                                                                                                                                                                                  |
| November 10 | Acquired OF Gary Sheffield from the <b>Yankees</b> for RHP's Anthony Claggett, Humberto Sanchez and Kevin Whelan                                                                                                                                                                                                                                                                          |
| December 7  | Acquired LHP Edward Campusano from the <b>Brewers</b> for cash considerations                                                                                                                                                                                                                                                                                                             |
| <b>2007</b> |                                                                                                                                                                                                                                                                                                                                                                                           |
| February 7  | Acquired RHP Yorman Bazardo from the <b>Mariners</b> for OF Jeff Frazier                                                                                                                                                                                                                                                                                                                  |
| June 20     | Acquired LHP Macay McBride from the <b>Braves</b> for LHP Wilfredo Ledezma                                                                                                                                                                                                                                                                                                                |
| June 22     | Acquired a player to be named (RHP Chris Lambert) from the <b>Cardinals</b> for LHP Mike Maroth                                                                                                                                                                                                                                                                                           |
| July 1      | Acquired RHP Jose Capellan from the <b>Brewers</b> for LHP Chris Cody                                                                                                                                                                                                                                                                                                                     |
| July 13     | Acquired a player to be named (LHP Danny Christensen) from the <b>Royals</b> for RHP Roman Colon                                                                                                                                                                                                                                                                                          |
| August 23   | Acquired a player to be named (LHP Clay Rapada) from the <b>Cubs</b> for OF Craig Monroe                                                                                                                                                                                                                                                                                                  |
| October 29  | Acquired INF Edgar Renteria from the <b>Braves</b> for RHP Jair Jurrjens and OF Graig Hernandez                                                                                                                                                                                                                                                                                           |
| November 12 | Acquired OF Jacque Jones from the <b>Cubs</b> for INF Omar Infante                                                                                                                                                                                                                                                                                                                        |
| December 4  | Acquired RHP Denny Bautista from the <b>Rockies</b> for RHP Jose Capellan                                                                                                                                                                                                                                                                                                                 |
| December 5  | Acquired LHP Dontrelle Willis and INF Miguel Cabrera from the <b>Marlins</b> for RHP's Burke Badenhop, Eulogio De La Cruz and Dallas Trahern, LHP Andrew Miller, C Mike Rabelo and OF Cameron Maybin                                                                                                                                                                                      |
| December 5  | Acquired OF Freddy Guzman from the <b>Rangers</b> for INF Chris Shelton                                                                                                                                                                                                                                                                                                                   |
| <b>2008</b> |                                                                                                                                                                                                                                                                                                                                                                                           |
| February 4  | Acquired RHP Armando Galarraga from the <b>Rangers</b> for OF Michael Hernandez                                                                                                                                                                                                                                                                                                           |
| April 30    | Acquired RHP Zach Simons from the <b>Rockies</b> for RHP Jason Grilli                                                                                                                                                                                                                                                                                                                     |
| June 25     | Acquired RHP Kyle Pearson from the <b>Pirates</b> for RHP Denny Bautista                                                                                                                                                                                                                                                                                                                  |
| July 30     | Acquired RHP Kyle Farnsworth from the <b>Yankees</b> for C Ivan Rodriguez                                                                                                                                                                                                                                                                                                                 |
| December 8  | Acquired C Gerald Laird from the <b>Rangers</b> for RHP's Carlos Melo and Guillermo Moscoso                                                                                                                                                                                                                                                                                               |
| December 11 | Acquired RHP Edwin Jackson from the <b>Rays</b> for OF Matt Joyce                                                                                                                                                                                                                                                                                                                         |
| <b>2009</b> |                                                                                                                                                                                                                                                                                                                                                                                           |
| March 30    | Acquired OF Josh Anderson from the <b>Braves</b> for RHP Rudy Darrow                                                                                                                                                                                                                                                                                                                      |
| July 30     | Acquired cash considerations from the <b>Royals</b> for OF Josh Anderson                                                                                                                                                                                                                                                                                                                  |
| July 31     | Acquired LHP Jarrod Washburn from the <b>Mariners</b> for LHP's Luke French and Mauricio Robles                                                                                                                                                                                                                                                                                           |
| August 17   | Acquired INF/OF Aubrey Huff from the <b>Orioles</b> for RHP Brett Jacobson                                                                                                                                                                                                                                                                                                                |
| December 7  | Acquired cash considerations from the <b>Rangers</b> for LHP Clay Rapada                                                                                                                                                                                                                                                                                                                  |
| December 9  | Acquired RHP Ian Kennedy, LHP Phil Coke and OF Austin Jackson from the <b>Yankees</b> for OF Curtis Granderson                                                                                                                                                                                                                                                                            |
| December 9  | Acquired RHP Max Scherzer and LHP Daniel Schlereth from the <b>Diamondbacks</b> for RHP's Edwin Jackson and Ian Kennedy                                                                                                                                                                                                                                                                   |
| December 21 | Acquired cash considerations from the <b>Padres</b> for C Dusty Ryan                                                                                                                                                                                                                                                                                                                      |
| <b>2010</b> |                                                                                                                                                                                                                                                                                                                                                                                           |
| March 30    | Acquired LHP Jay Voss from the <b>Marlins</b> for LHP Nate Robertson                                                                                                                                                                                                                                                                                                                      |
| June 1      | Acquired RHP Billy Buckner from the <b>Diamondbacks</b> for LHP Dontrelle Willis                                                                                                                                                                                                                                                                                                          |
| July 28     | Acquired INF Jhonny Peralta and cash considerations from the <b>Indians</b> for LHP Giovanni Soto                                                                                                                                                                                                                                                                                         |
| July 31     | Acquired cash considerations from the <b>Braves</b> for OF Wilkin Ramirez                                                                                                                                                                                                                                                                                                                 |
| November 4  | Acquired a player to be named (RHP Pedro Perez) from the <b>Red Sox</b> for INF Brent Dlugach                                                                                                                                                                                                                                                                                             |
| <b>2011</b> |                                                                                                                                                                                                                                                                                                                                                                                           |
| January 24  | Acquired RHP Kevin Eichhorn and LHP Ryan Rowboiski from the <b>Diamondbacks</b> for RHP Armando Galarraga                                                                                                                                                                                                                                                                                 |
| May 27      | Acquired LHP David Purcey from the <b>Athletics</b> for INF Scott Sizemore                                                                                                                                                                                                                                                                                                                |
| July 20     | Acquired INF Wilson Betemit from the <b>Royals</b> for LHP Antonio Cruz and C Julio Rodriguez                                                                                                                                                                                                                                                                                             |
| July 30     | Acquired RHP's Doug Fister and David Paulvey from the <b>Mariners</b> for LHP Charlie Furbush, INF Francisco Martinez, OF Casper Wells and a player to be named (RHP Chance Ruffin)                                                                                                                                                                                                       |
| August 15   | Acquired OF Delmon Young from the <b>Twins</b> for LHP Cole Nelson and a player to be named (RHP Lester Oliveros)                                                                                                                                                                                                                                                                         |
| December 9  | Acquired RHP Collin Balester from the <b>Nationals</b> for RHP Ryan Perry                                                                                                                                                                                                                                                                                                                 |
| <b>2012</b> |                                                                                                                                                                                                                                                                                                                                                                                           |
| July 23     | Acquired RHP Anibal Sanchez, INF Omar Infante and a compensation draft choice (between the first and second round) of the 2013 Major League Baseball First-Year Player Draft from the <b>Marlins</b> for RHP Jacob Turner, LHP Brian Flynn, C Rob Brantly and a compensation draft choice (between the second and third round) of the 2013 Major League Baseball First-Year Player Draft. |
| August 5    | Acquired INF/OF Jeff Baker from the <b>Cubs</b> for two players to be named (RHP Marcelo Carreno and cash considerations)                                                                                                                                                                                                                                                                 |
| August 31   | Acquired a player to be named (RHP Greg Ross) from the <b>Braves</b> for INF/OF Jeff Baker                                                                                                                                                                                                                                                                                                |
| December 5  | Acquired C Ramon Cabrera from the <b>Pirates</b> for LHP Andy Oliver                                                                                                                                                                                                                                                                                                                      |
| December 6  | Acquired INF Jeff Kobernus from the <b>Red Sox</b> for INF/OF Justin Henry                                                                                                                                                                                                                                                                                                                |
| December 6  | Acquired LHP Kyle Lobstein from the <b>Mets</b> for cash considerations                                                                                                                                                                                                                                                                                                                   |
| <b>2013</b> |                                                                                                                                                                                                                                                                                                                                                                                           |
| July 29     | Acquired RHP Jose Veras from the <b>Astros</b> in exchange for OF Danny Vasquez and a player to be named later (David Paulino)                                                                                                                                                                                                                                                            |
| July 30     | Acquired INF José Iglesias from the <b>Red Sox</b> in exchange for OF Avisail Garcia and RHP Brayan Villarreal                                                                                                                                                                                                                                                                            |
| November 20 | Acquired INF Ian Kinsler from the <b>Rangers</b> in exchange for Prince Fielder and cash considerations                                                                                                                                                                                                                                                                                   |
| December 2  | Acquired LHP Ian Krol, LHP Robbie Ray and INF/OF Steve Lombardozzi from the <b>Nationals</b> in exchange for RHP Doug Fister                                                                                                                                                                                                                                                              |
| <b>2014</b> |                                                                                                                                                                                                                                                                                                                                                                                           |
| March 21    | Acquired INF Andrew Romine from the <b>Angels</b> in exchange for LHP Jose Alvarez                                                                                                                                                                                                                                                                                                        |
| March 24    | Acquired INF Alex Gonzalez from the <b>Orioles</b> in exchange for INF Steve Lombardozzi                                                                                                                                                                                                                                                                                                  |
| July 23     | Acquired RHP Joakim Soria from the <b>Rangers</b> in exchange for RHP Corey Knebel and RHP Jake Thompson                                                                                                                                                                                                                                                                                  |



# TIGERS ALL-TIME TRADES

July 31 Acquired LHP David Price from the **Rays** in exchange for LHP Drew Smyly, OF Austin Jackson and INF Willy Adames  
 November 12 Acquired OF Anthony Gose from the **Blue Jays** in exchange for INF Devon Travis  
 December 5 Acquired RHP Shane Greene from the **Yankees** in exchange for LHP Robbie Ray and INF Domingo Leyba  
 December 11 Acquired RHP Alfredo Simon from the **Reds** in exchange for INF Eugenio Suarez and RHP Jonathon Crawford  
 December 11 Acquired OF Yoenis Céspedes, RHP Alex Wilson and LHP Gabe Speier from the **Red Sox** in exchange for RHP Rick Porcello

**2015**  
 July 30 Acquired LHP Daniel Norris, LHP Matt Boyd and LHP Jairo Loubout from the **Blue Jays** in exchange for LHP David Price  
 July 30 Acquired INF JaCoby Jones from the **Pirates** in exchange for RHP Joakim Soria  
 July 31 Acquired LHP Luis Cessa and RHP Michael Fulmer from the **Mets** in exchange for OF Yoenis Céspedes  
 November 18 Acquired RHP Francisco Rodriguez and a player to be named from the **Brewers** in exchange for INF Javier Betancourt and a player to be named (C Manny Pina)  
 November 20 Acquired OF Cameron Maybin from the **Braves** in exchange for RHP's Ian Krol and Gabe Speier  
 December 9 Acquired LHP Justin Wilson from the **Yankees** in exchange for LHP's Luis Cessa and Chad Green  
 December 21 Acquired cash considerations from the **Pirates** in exchange for LHP Kyle Lobstein

**2016**  
 January 27 Acquired INF Kody Eaves from the **Angels** in exchange for INF Jeffrey Marte  
 March 29 Acquired C Bobby Wilson and RHP Myles Jaye from the **Rangers** in exchange for C Bryan Holaday  
 May 3 Acquired RHP Chad Bell from the **Rangers** in exchange for C Bobby Wilson  
 June 7 Acquired cash considerations from the **Angels** in exchange for RHP Jose Valdez  
 August 16 Acquired INF Erick Aybar and cash considerations from the **Braves** in exchange for INF Mike Aviles and C Kade Covicovic  
 November 3 Acquired RHP Victor Alcántara from the **Angels** in exchange for OF Cameron Maybin

**2017**  
 January 18 Acquired OF Mikie Mahtook from the **Rays** in exchange for a player to be named (RHP Drew Smith)  
 July 18 Acquired INF's Dawlin Lugo, Sergio Alcántara and Jose King from the **Diamondbacks** in exchange for OF J.D. Martinez  
 July 31 Acquired INF's Jeimer Candelario and Isaac Paredes and a player to be named or cash considerations from the **Cubs** in exchange for C Alex Avila and LHP Justin Wilson  
 August 31 Acquired RHP Grayson Long and a player to be named (RHP Elvin Rodriguez) from the **Angels** in exchange for OF Justin Upton  
 August 31 Acquired RHP Franklin Perez, OF Daz Cameron and C Jake Rogers from the **Astros** in exchange for RHP Justin Verlander and a player to be named (OF Juan Ramirez)  
 December 13 Acquired RHP Wilkel Hernandez and OF Troy Montgomery from the **Angels** in exchange for INF Ian Kinsler

**2018**  
 July 31 Acquired INF Willi Castro from the **Indians** in exchange for OF Leonys Martin and RHP Kyle Dowdy  
 August 6 Acquired two players to be named (RHP Nolan Blackwood & RHP Logan Shore) from the **Athletics** in exchange for RHP Mike Fiers

**2019**  
 July 31 Acquired OF Travis Demeritte and LHP Joey Wentz from the **Braves** in exchange for RHP Shane Greene  
 July 31 Acquired RHP Alex Lange and RHP Paul Richan from the **Cubs** in exchange for OF Nicholas Castellanos and cash considerations

**2020**  
 January 17 Acquired C Jhon Nuñez from the **Red Sox** in exchange for LHP Matt Hall  
 August 31 Acquired INF Zack Short from the **Cubs** in exchange for OF Cameron Maybin

## TIGERS OPENING DAY LINEUPS

| April 25, 2011<br>@DET 14, MIL 13                                                                                                | April 23, 2012<br>@CWS 12, DET 2                                                                                                         | April 22, 2013<br>@DET 4, CLE 2                                                                                                               | April 14, 2014<br>DET 4, @STL 2                                                                                                    | April 15, 2015<br>@CLE 6, DET 2                                                                                                    | April 17, 2016<br>CWS 5, @DET 3                                                                                                    | April 11, 2017<br>@DET 2, CLE 0                                                                                                   |
|----------------------------------------------------------------------------------------------------------------------------------|------------------------------------------------------------------------------------------------------------------------------------------|-----------------------------------------------------------------------------------------------------------------------------------------------|------------------------------------------------------------------------------------------------------------------------------------|------------------------------------------------------------------------------------------------------------------------------------|------------------------------------------------------------------------------------------------------------------------------------|-----------------------------------------------------------------------------------------------------------------------------------|
| Casey, 3b<br>Barrett, cf<br>Gleason, 2b<br>Holmes, rf<br>Dillon, 1b<br>Elberfeld, ss<br>Nance, lf<br>Buelow, c<br>Miller, p      | Barrett, cf<br>Holmes, rf<br>Casey, 3b<br>Harley, lf<br>Elberfeld, ss<br>Gleason, 2b<br>Dillon, 1b<br>McGuire, c<br>Miller, p            | Barrett, cf<br>Smith, 2b<br>Crawford, lf<br>Carr, 1b<br>Elberfeld, ss<br>Gremminger, rf<br>Donovan, 1b<br>Burns, 2b<br>Buelow, c<br>Mullin, p | Barrett, cf<br>McIntyre, lf<br>O'Leary, ss<br>Crawford, rf<br>Gremminger, 3b<br>Donovan, 1b<br>Burns, 2b<br>Buelow, c<br>Mullin, p | Barrett, cf<br>Coughlin, 3b<br>McIntyre, lf<br>Crawford, rf<br>Hickman, rf<br>Schaefer, 2b<br>O'Leary, ss<br>Wood, c<br>Mullin, p  | Jones, cf<br>Schaefer, 2b<br>McIntyre, lf<br>Crawford, rf<br>Coughlin, 3b<br>Lindsay, 1b<br>O'Leary, ss<br>Warner, c<br>Mullin, p  | McIntyre, lf<br>Coughlin, 3b<br>Crawford, cf<br>Cobb, rf<br>Rossman, 1b<br>Schaefer, 2b<br>Schmidt, c<br>O'Leary, ss<br>Mullin, p |
| April 14, 1908<br>@CWS 15, DET 8                                                                                                 | April 14, 1909<br>@DET 2, CWS 0                                                                                                          | April 14, 1910<br>CLE 9, @DET 7                                                                                                               | April 13, 1911<br>@DET 4, CWS 2                                                                                                    | April 11, 1912<br>@CLE 3, DET 2                                                                                                    | April 10, 1913<br>@STL 3, DET 1                                                                                                    | April 14, 1914<br>@DET 3, STL 2                                                                                                   |
| McIntyre, lf<br>Schaefer, 2b<br>Crawford, cf<br>Cobb, rf<br>Rossman, 1b<br>Coughlin, 3b<br>Thomas, c<br>O'Leary, ss<br>Siever, p | McIntyre, lf<br>Bush, ss<br>Crawford, cf<br>Cobb, rf<br>Rossman, 1b<br>Moriarty, 3b<br>Schaefer, 2b<br>Schmidt, c<br>Mullin, p           | McIntyre, lf<br>Bush, ss<br>Cobb, rf<br>Crawford, cf<br>Delahanty, 2b<br>Moriarty, 3b<br>Jones, 1b<br>Stange, c<br>Mullin, p                  | Jones, lf<br>Bush, ss<br>Cobb, cf<br>Crawford, rf<br>Delahanty, 2b<br>Moriarty, 3b<br>Gainer, 1b<br>Stange, c<br>Mullin, p         | Vitt, lf<br>Louden, 3b<br>Cobb, cf<br>Crawford, rf<br>Delahanty, 2b<br>Gainer, 1b<br>Bush, ss<br>Stange, c<br>Mullin, p            | Bush, ss<br>Vitt, cf<br>Crawford, rf<br>Gainer, 1b<br>Moriarty, lf<br>Deal, 3b<br>Louden, 2b<br>Stange, c<br>Mullin, p             | Bush, ss<br>Baumann, 2b<br>Cobb, cf<br>Crawford, rf<br>Veach, lf<br>Burns, 1b<br>Moriarty, 3b<br>Stange, c<br>Dubuc, p            |
| April 14, 1915<br>CLE 5, @DET 1                                                                                                  | April 12, 1916<br>DET 4, @CWS 0                                                                                                          | April 11, 1917<br>CLE 6, @DET 4                                                                                                               | April 18, 1918<br>@CLE 6, DET 2                                                                                                    | April 25, 1919<br>@DET 4, CLE 2                                                                                                    | April 14, 1920<br>@CWS 3, DET 2                                                                                                    | April 14, 1921<br>@DET 6, CWS 5                                                                                                   |
| Bush, ss<br>Young, 2b<br>Cobb, cf<br>Crawford, rf<br>Veach, lf<br>Kavanagh, 1b<br>Vitt, 3b<br>Stange, c<br>Coveleski, p          | Bush, ss<br>Vitt, 3b<br>Cobb, cf<br>Veach, lf<br>Crawford, rf<br>Heilmann, 1b<br>Young, 2b<br>Stange, c<br>Coveleski, p                  | Bush, ss<br>Young, 2b<br>Cobb, cf<br>Veach, lf<br>Heilmann, rf<br>Burns, 1b<br>Jones, 3b<br>Stange, c<br>James, p                             | Dressen, 1b<br>Bush, ss<br>Veach, lf<br>Vitt, 3b<br>Ellison, rf<br>Walker, cf<br>Young, 2b<br>Stange, c<br>Boland, p               | Bush, ss<br>Jones, 3b<br>Cobb, cf<br>Veach, lf<br>Heilmann, 1b<br>Shorten, rf<br>Young, 2b<br>Ainsmith, c<br>Ehmke, p              | Bush, ss<br>Young, 2b<br>Cobb, cf<br>Veach, lf<br>Heilmann, 1b<br>Flagstead, rf<br>Pinelli, 3b<br>Stange, c<br>Dauss, p            | Bush, ss<br>Cobb, cf<br>Veach, lf<br>Heilmann, rf<br>Jones, 3b<br>Blue, 1b<br>Ainsmith, c<br>Leonard, p                           |
| April 12, 1922<br>@CLE 7, DET 4                                                                                                  | April 18, 1923<br>DET 9, @STL 6                                                                                                          | April 15, 1924<br>@DET 4, CLE 3                                                                                                               | April 14, 1925<br>@DET 4, CWS 3                                                                                                    | April 13, 1926<br>CLE 2, @DET 1                                                                                                    | April 15, 1927<br>DET 2, @STL 2                                                                                                    | April 11, 1928<br>STL 4, @DET 1                                                                                                   |
| Blue, 1b<br>Cutshaw, 2b<br>Veach, lf<br>Heilmann, rf<br>Jones, 3b<br>Flagstead, cf<br>Rigney, ss<br>Bassler, c<br>Oldham, p      | Blue, 1b<br>Jones, 3b<br>Cobb, cf<br>Veach, lf<br>Heilmann, rf<br>Heilmann, 2b<br>Cutshaw, 2b<br>Rigney, ss<br>Bassler, 2b<br>Collins, p | Blue, 1b<br>Cobb, cf<br>Fothergill, lf<br>Heilmann, rf<br>Pratt, 2b<br>Rigney, ss<br>Jones, 3b<br>Bassler, c<br>Dauss, p                      | Neun, 1b<br>Haney, 3b<br>Manush, cf<br>Heilmann, rf<br>Wingo, lf<br>Rigney, ss<br>O'Rourke, 2b<br>Woodall, c<br>Leonard, p         | Warner, 3b<br>O'Rourke, 2b<br>Wingo, lf<br>Fothergill, cf<br>Heilmann, rf<br>Blue, 1b<br>Tavener, ss<br>Bassler, c<br>Whitehill, p | Tavener, ss<br>McManus, 2b<br>Manush, cf<br>Fothergill, lf<br>Heilmann, rf<br>Blue, 1b<br>Warner, 3b<br>Bassler, c<br>Whitehill, p | Neun, 1b<br>Gehring, 2b<br>Rice, cf<br>Heilmann, rf<br>Fothergill, lf<br>McManus, 3b<br>Tavener, ss<br>Shea, c<br>Billings, p     |

# TIGERS OPENING DAY LINEUPS



|                                                                                                                                                                                  |                                                                                                                                                                             |                                                                                                                                                                                       |                                                                                                                                                                                            |                                                                                                                                                                                             |                                                                                                                                                                                        |                                                                                                                                                                                      |
|----------------------------------------------------------------------------------------------------------------------------------------------------------------------------------|-----------------------------------------------------------------------------------------------------------------------------------------------------------------------------|---------------------------------------------------------------------------------------------------------------------------------------------------------------------------------------|--------------------------------------------------------------------------------------------------------------------------------------------------------------------------------------------|---------------------------------------------------------------------------------------------------------------------------------------------------------------------------------------------|----------------------------------------------------------------------------------------------------------------------------------------------------------------------------------------|--------------------------------------------------------------------------------------------------------------------------------------------------------------------------------------|
| <b>April 16, 1929</b><br>@CLE 5, DET 4<br>Rice, cf<br>Gehring, 2b<br>Heilmann, rf<br>Alexander, 1b<br>Fothergill, lf<br>McManus, 3b<br>Richardson, ss<br>Shea, c<br>Whitehill, p | <b>April 15, 1930</b><br>@DET 6, STL 3<br>Johnson, rf<br>Funk, cf<br>Gehring, 2b<br>Alexander, 1b<br>Rice, lf<br>McManus, 3b<br>Rogell, ss<br>Hayworth, c<br>Uhle, p        | <b>April 14, 1931</b><br>DET 7, @STL 3<br>Walker, lf<br>Shiver, cf<br>Gehring, 2b<br>Alexander, 1b<br>McManus, 3b<br>Doljack, rf<br>Akers, ss<br>Schang, c<br>Whitehill, p            | <b>April 13, 1932</b><br>CLE 6, @DET 5<br>Johnson, rf<br>Davis, 1b<br>Owen, 3b<br>Stone, lf<br>Gehring, 2b<br>Rogell, ss<br>Lawrence, cf<br>Richardson, 3b<br>Ruel, c<br>Sorrell, p        | <b>April 12, 1933</b><br>CLE 4, @DET 1<br>Davis, 1b<br>Owen, 3b<br>Gehring, 2b<br>Walker, lf<br>Stone, rf<br>Fox, cf<br>Rogell, ss<br>Hayworth, c<br>Bridges, p                             | <b>April 17, 1934</b><br>DET 8, @CWS 3<br>Rogell, ss<br>Gehring, 2b<br>Cochrane, c<br>Goslin, lf<br>Walker, rf<br>Greenberg, 1b<br>Doljack, cf<br>Owen, 3b<br>Marberry, p              | <b>April 17, 1935</b><br>CWS 7, @DET 6<br>White, cf<br>Cochrane, c<br>Gehring, 2b<br>Greenberg, 1b<br>Goslin, lf<br>Rogell, ss<br>Walker, rf<br>Owen, 3b<br>Rowe, p                  |
| <b>April 14, 1936</b><br>DET 3, @CLE 0<br>Rogell, ss<br>Cochrane, c<br>Gehring, 2b<br>Greenberg, 1b<br>Simmons, cf<br>Walker, rf<br>Goslin, lf<br>Fox, rf<br>Owen, 3b<br>Rowe, p | <b>April 20, 1937</b><br>@DET 4, CLE 3<br>White, cf<br>Cochrane, c<br>Gehring, 2b<br>Greenberg, 1b<br>Walker, rf<br>Goslin, lf<br>York, 3b<br>Rogell, ss<br>Auker, p        | <b>April 19, 1938</b><br>@CWS 4, DET 3<br>Cullenbine, lf<br>Walker, cf<br>Gehring, 2b<br>Greenberg, 1b<br>York, c<br>Fox, rf<br>Ross, 3b<br>Rogell, ss<br>Lawson, p                   | <b>April 18, 1939</b><br>@DET 6, CWS 1<br>McCosky, cf<br>Walker, lf<br>Gehring, 2b<br>Greenberg, 1b<br>York, c<br>Fox, rf<br>Rogell, ss<br>Croucher, ss<br>Bridges, p                      | <b>April 16, 1940</b><br>STL 5, @DET 1<br>McCosky, cf<br>Campbell, rf<br>Gehring, 2b<br>Greenberg, lf<br>York, 1b<br>Higgins, 3b<br>Bartell, ss<br>Tebbetts, c<br>Newsom, p                 | <b>April 16, 1941</b><br>@STL 8, DET 1<br>Stainback, rf<br>Gehring, 2b<br>McCosky, cf<br>Greenberg, lf<br>York, 1b<br>Higgins, 3b<br>Bartell, ss<br>Sullivan, c<br>Newsom, p           | <b>April 14, 1942</b><br>CLE 5, @DET 2<br>Bloodworth, 2b<br>Cramer, cf<br>McCosky, lf<br>York, 1b<br>Higgins, 3b<br>Harris, rf<br>McNair, ss<br>Tebbetts, c<br>Benton, p             |
| <b>April 21, 1943</b><br>@CLE 1, DET 0<br>Cramer, cf<br>Radcliff, rf<br>Wakefield, lf<br>York, 1b<br>Higgins, 3b<br>Bloodworth, 2b<br>Hoover, ss<br>Parsons, c<br>Bridges, p     | <b>April 18, 1944</b><br>STL 2, @DET 1<br>Hefner, 2b<br>Mayo, 2b<br>Cramer, cf<br>York, 1b<br>Higgins, 3b<br>Outlaw, lf<br>Ross, rf<br>Swift, c<br>Trout, p                 | <b>April 17, 1945</b><br>@STL 7, DET 1<br>Webb, ss<br>Mayo, 2b<br>Outlaw, rf<br>York, 1b<br>Cramer, cf<br>Maier, lf<br>Ross, 3b<br>Richards, c<br>Newhouser, p                        | <b>April 16, 1946</b><br>@DET 2, STL 1<br>Lake, ss<br>Mayo, 2b<br>McCosky, cf<br>Greenberg, 1b<br>Wakefield, lf<br>Mullin, rf<br>Higgins, 3b<br>Richards, c<br>Newhouser, p                | <b>April 15, 1947</b><br>DET 7, @STL 0<br>Lake, ss<br>Kell, 3b<br>Cullenbine, 1b<br>Wertz, lf<br>Evers, cf<br>Mayo, 2b<br>Mullin, rf<br>Tebbetts, c<br>Newhouser, p                         | <b>April 20, 1948</b><br>DET 5, @CWS 2<br>Berry, ss<br>Mayo, 2b<br>Evers, cf<br>Wakefield, lf<br>Wertz, rf<br>Evers, lf<br>Kell, 3b<br>Vico, 1b<br>Swift, c<br>Newhouser, p            | <b>April 19, 1949</b><br>@DET 5, CWS 1<br>Berry, 2b<br>Lipon, ss<br>Kell, 3b<br>Wertz, rf<br>Evers, lf<br>Robinson, c<br>Groth, cf<br>Vico, 1b<br>Newhouser, p                       |
| <b>April 18, 1950</b><br>DET 7, @CLE 6<br>Lipon, ss<br>Priddy, 2b<br>Kell, 3b<br>Wertz, rf<br>Mullin, lf<br>Groth, cf<br>Kryhoski, 1b<br>Robinson, c<br>Hutchinson, p            | <b>April 17, 1951</b><br>CLE 2, @DET 1<br>Lipon, ss<br>Berry, 3b<br>Kolloway, 1b<br>Wertz, rf<br>Evers, lf<br>Groth, cf<br>Priddy, 2b<br>Ginsberg, c<br>Newhouser, p        | <b>April 15, 1952</b><br>STL 3, @DET 0<br>Berry, ss<br>Kell, 3b<br>Taylor, 1b<br>Wertz, rf<br>Mullin, lf<br>Mapes, cf<br>Batts, c<br>Priddy, 2b<br>Trout, p                           | <b>April 14, 1953</b><br>@STL 10, DET 0<br>Kuenn, ss<br>Friend, 2b<br>Sullivan, 1b<br>Dropo, 1b<br>Nieman, rf<br>Mullin, cf<br>Baumgartner, 3b<br>Garver, p                                | <b>April 13, 1954</b><br>@DET 3, BAL 0<br>Bolling, 2b<br>Delsing, lf<br>Kuenn, ss<br>Boone, 3b<br>Dropo, 1b<br>Kaline, rf<br>Tuttle, cf<br>Batts, c<br>Gromek, p                            | <b>April 12, 1955</b><br>@KC 6, DET 2<br>Kuenn, ss<br>Hatfield, 2b<br>Kaline, rf<br>Boone, 3b<br>Porter, 1b<br>Tuttle, cf<br>Phillips, lf<br>Wilson, c<br>Garver, p                    | <b>April 17, 1956</b><br>KC 2, @DET 1<br>Kuenn, ss<br>Torgeson, 1b<br>Kaline, rf<br>Boone, 3b<br>Tuttle, cf<br>King, lf<br>House, c<br>Bertoia, 2b<br>Lary, p                        |
| <b>April 16, 1957</b><br>@KC 2, DET 1<br>Bolling, 2b<br>Finigan, 3b<br>Kuenn, ss<br>Kaline, rf<br>Maxwell, lf<br>Boone, 1b<br>Tuttle, cf<br>Wilson, c<br>Lary, p                 | <b>April 15, 1958</b><br>DET 4, @CWS 3<br>Martin, ss<br>Kuenn, cf<br>Kaline, rf<br>Boone, 1b<br>Skizas, lf<br>Bertoia, 3b<br>Hegan, c<br>Bunning, p                         | <b>April 10, 1959</b><br>CWS 9, @DET 7 (14)<br>Yost, 3b<br>Kuenn, cf<br>Kaline, rf<br>Harris, 1b<br>Bolling, 2b<br>Doby, lf<br>Bridges, ss<br>Wilson, c<br>Bunning, p                 | <b>April 19, 1960</b><br>DET 4, @CLE 2 (15)<br>Yost, 3b<br>Bolling, 2b<br>Maxwell, lf<br>Kaline, cf<br>Colavito, rf<br>Cash, 1b<br>Bilko, 1b<br>Fernandez, ss<br>Berberet, c<br>Lary, p    | <b>April 11, 1961</b><br>CLE 9, @DET 5<br>Wood, 2b<br>Bruton, cf<br>Kaline, rf<br>Colavito, lf<br>Cash, 1b<br>Boros, 3b<br>Brown, c<br>Fernandez, ss<br>Bunning, p                          | <b>April 9, 1962</b><br>@WAS 4, DET 1<br>Wood, 2b<br>Bruton, cf<br>Kaline, rf<br>Colavito, lf<br>Cash, 1b<br>Boros, 3b<br>Fernandez, ss<br>Roarke, c<br>Mossi, p                       | <b>April 9, 1963</b><br>CWS 7, @DET 5<br>Phillips, 3b<br>Bruton, cf<br>Kaline, rf<br>Colavito, lf<br>Cash, 1b<br>McAuliffe, 2b<br>Triandos, c<br>Fernandez, ss<br>Bunning, p         |
| <b>April 14, 1964</b><br>@DET 7, KC 3<br>Bruton, lf<br>Lumpe, 2b<br>Cash, 1b<br>Kaline, rf<br>Demeter, cf<br>McAuliffe, ss<br>Wert, 3b<br>Freehan, c<br>Regan, p                 | <b>April 12, 1965</b><br>DET 6, @KC 2<br>McAuliffe, ss<br>Lumpe, 2b<br>Cash, 1b<br>Kaline, rf<br>Northrup, lf<br>Demeter, cf<br>Sullivan, c<br>Wert, 3b<br>Lolich, p        | <b>April 12, 1966</b><br>DET 2, @NYY 1<br>Wert, 3b<br>Lumpe, 2b<br>Cash, 1b<br>Kaline, rf<br>Horton, lf<br>Freehan, c<br>McAuliffe, ss<br>Stanley, cf<br>Lolich, p                    | <b>April 11, 1967</b><br>@CAL 4, DET 2<br>Wert, 3b<br>Tracewski, ss<br>Cash, 1b<br>Kaline, rf<br>Northrup, cf<br>Brown, lf<br>Freehan, c<br>McAuliffe, 2b<br>McLain, p                     | <b>April 10, 1968</b><br>BOS 7, @DET 3<br>Stanley, 1b<br>McAuliffe, 2b<br>Kaline, rf<br>Horton, lf<br>Freehan, c<br>Northrup, cf<br>Wert, 3b<br>Oyler, ss<br>Wilson, p                      | <b>April 8, 1969</b><br>@DET 6, CLE 2<br>McAuliffe, 2b<br>Stanley, ss<br>Kaline, rf<br>Cash, 1b<br>Horton, lf<br>Northrup, cf<br>Freehan, c<br>Wert, 3b<br>McLain, p                   | <b>April 6, 1970</b><br>DET 5, @WAS 0<br>McAuliffe, 2b<br>Gutierrez, ss<br>Kaline, rf<br>Cash, 1b<br>Horton, lf<br>Northrup, cf<br>Jones, 3b<br>Freehan, c<br>Lolich, p              |
| <b>April 6, 1971</b><br>@DET 8, CLE 2<br>McAuliffe, 2b<br>Kaline, rf<br>Northrup, 1b<br>Horton, lf<br>Rodriguez, 3b<br>Freehan, c<br>Stanley, cf<br>Brinkman, ss<br>Lolich, p    | <b>April 15, 1972</b><br>@DET 3, BOS 2<br>McAuliffe, 2b<br>Rodriguez, 3b<br>Northrup, cf<br>Kaline, rf<br>Cash, 1b<br>Horton, lf<br>Freehan, c<br>Brinkman, ss<br>Lolich, p | <b>April 7, 1973</b><br>@CLE 2, DET 1<br>McAuliffe, 2b<br>Kaline, rf<br>Brown, dh<br>Cash, 1b<br>Sims, c<br>Northrup, lf<br>Stanley, cf<br>Rodriguez, 3b<br>Brinkman, ss<br>Lolich, p | <b>April 5, 1974</b><br>@BAL 3, DET 2<br>Brinkman, ss<br>Rodriguez, 3b<br>Northrup, rf<br>Kaline, dh<br>Horton, lf<br>Cash, 1b<br>Stanley, cf<br>Freehan, c<br>Sutherland, 2b<br>Lolich, p | <b>April 10, 1975</b><br>BAL 10, @DET 0<br>LeFlore, cf<br>Sutherland, 2b<br>Horton, dh<br>Colbert, 1b<br>Freehan, c<br>Meyer, lf<br>James, rf<br>Verzyer, ss<br>Rodriguez, 3b<br>Coleman, p | <b>April 10, 1976</b><br>DET 3, @CLE 1<br>Oglivie, cf<br>Meyer, 1b<br>Horton, dh<br>Staub, rf<br>Johnson, lf<br>May, c<br>Rodriguez, 3b<br>Verzyer, ss<br>Sutherland, 2b<br>Coleman, p | <b>April 7, 1977</b><br>@KC 7, DET 4<br>LeFlore, cf<br>Fuentes, 2b<br>Staub, dh<br>Horton, lf<br>Thompson, 1b<br>Oglivie, rf<br>May, c<br>Rodriguez, 3b<br>Verzyer, ss<br>Roberts, p |



# TIGERS OPENING DAY LINEUPS


|                                                                                                                                                                                              |                                                                                                                                                                                                     |                                                                                                                                                                                                     |                                                                                                                                                                                             |                                                                                                                                                                                                                 |                                                                                                                                                                                                             |                                                                                                                                                                                                           |
|----------------------------------------------------------------------------------------------------------------------------------------------------------------------------------------------|-----------------------------------------------------------------------------------------------------------------------------------------------------------------------------------------------------|-----------------------------------------------------------------------------------------------------------------------------------------------------------------------------------------------------|---------------------------------------------------------------------------------------------------------------------------------------------------------------------------------------------|-----------------------------------------------------------------------------------------------------------------------------------------------------------------------------------------------------------------|-------------------------------------------------------------------------------------------------------------------------------------------------------------------------------------------------------------|-----------------------------------------------------------------------------------------------------------------------------------------------------------------------------------------------------------|
| <b>April 7, 1978</b><br>@DET 6, TOR 2<br>LeFlore, cf<br>Mankowski, 3b<br>Staub, dh<br>Thompson, 1b<br>Kemp, lf<br>Corcoran, rf<br>May, c<br>Whitaker, 2b<br>Trammell, ss<br>Fidrych, p       | <b>April 7, 1979</b><br>TEX 8, @DET 2<br>LeFlore, cf<br>Whitaker, 2b<br>Thompson, 1b<br>Kemp, lf<br>Morales, rf<br>Parrish, c<br>Mankowski, 3b<br>Corcoran, dh<br>Trammell, ss<br>Rozema, p         | <b>April 10, 1980</b><br>DET 5, @KC 1<br>Whitaker, 2b<br>Gibson, cf<br>Kemp, lf<br>Hebner, 3b<br>Thompson, 1b<br>Summers, dh<br>Parrish, c<br>Peters, lf<br>Wagner, ss<br>Morris, p                 | <b>April 9, 1981</b><br>@DET 6, TOR 2<br>Peters, cf<br>Trammell, ss<br>Kemp, lf<br>Hebner, 1b<br>Summers, dh<br>Parrish, c<br>Kelleher, 3b<br>Whitaker, 2b<br>Morris, p                     | <b>April 9, 1982</b><br>@KC 4, DET 2<br>Miller, rf<br>Cabell, 1b<br>Gibson, cf<br>Herndon, lf<br>Wockenfuss, dh<br>Brookens, 3b<br>Gibson, rf<br>Parrish, c<br>Trammell, ss<br>Whitaker, 2b<br>Morris, p        | <b>April 5, 1983</b><br>DET 11, @MIN 3<br>Whitaker, 2b<br>Trammell, ss<br>Herndon, lf<br>Parrish, c<br>Lemon, cf<br>Wockenfuss, dh<br>Ivie, 1b<br>Wilson, rf<br>Brookens, 3b<br>Morris, p                   | <b>April 3, 1984</b><br>DET 8, @MIN 1<br>Whitaker, 2b<br>Trammell, ss<br>Evans, dh<br>Parrish, c<br>Gibson, rf<br>Herndon, lf<br>Bergman, 1b<br>Lemon, cf<br>Johnson, 3b<br>Morris, p                     |
| <b>April 8, 1985</b><br>@DET 5, CLE 4<br>Whitaker, 2b<br>Trammell, ss<br>Gibson, cf<br>Parrish, c<br>Grubb, dh<br>Evans, 1b<br>Herndon, lf<br>Lemon, cf<br>Pittaro, 3b<br>Morris, p          | <b>April 7, 1986</b><br>@DET 6, BOS 5<br>Collins, dh<br>Whitaker, 2b<br>Gibson, rf<br>Parrish, c<br>Lemon, cf<br>Trammell, ss<br>Herndon, lf<br>Evans, 1b<br>Coles, 3b<br>Morris, p                 | <b>April 6, 1987</b><br>NY 2, @DET 1<br>Whitaker, 2b<br>Herndon, lf<br>Lemon, cf<br>Trammell, ss<br>Coles, 3b<br>Harper, dh<br>Evans, 1b<br>Heath, rf<br>Mercado, c<br>Morris, p                    | <b>April 4, 1988</b><br>DET 5, @BOS 3 (10)<br>Pettis, cf<br>Whitaker, 2b<br>Evans, 1b<br>Trammell, ss<br>Nokes, dh<br>Sheridan, lf<br>Lemon, rf<br>Heath, c<br>Brookens, 3b<br>Morris, p    | <b>April 4, 1989</b><br>@TEX 4, DET 0<br>Williams, cf<br>Lovullo, 1b<br>Whitaker, 2b<br>Trammell, ss<br>Lynn, lf<br>Nokes, c<br>Brown, 3b<br>Lemon, rf<br>Sheridan, dh<br>Morris, p                             | <b>April 9, 1990</b><br>@BOS 5, DET 2<br>Phillips, 3b<br>Trammell, ss<br>Whitaker, 2b<br>Fielder, 1b<br>Moseby, cf<br>Nokes, c<br>Ward, lf<br>Lemon, rf<br>Bergman, dh<br>Morris, p                         | <b>April 8, 1991</b><br>@DET 6, NY 4<br>Phillips, dh<br>Moseby, lf<br>Trammell, ss<br>Fielder, 1b<br>Whitaker, 2b<br>Deer, rf<br>Tuttleton, c<br>Fryman, 3b<br>Cuyler, cf<br>Tanana, p                    |
| <b>April 6, 1992</b><br>TOR 4, @DET 2<br>Gladden, lf<br>Whitaker, 2b<br>Trammell, ss<br>Fielder, 1b<br>Tuttleton, c<br>Phillips, dh<br>Deer, rf<br>Fryman, 3b<br>Cuyler, cf<br>Gullickson, p | <b>April 5, 1993</b><br>@OAK 9, DET 4<br>Phillips, lf<br>Whitaker, 2b<br>Fryman, ss<br>Fielder, 1b<br>Gibson, dh<br>Deer, rf<br>Tuttleton, c<br>Livingstone, 3b<br>Cuyler, cf<br>Moore, p           | <b>April 4, 1994</b><br>@BOS 9, DET 8<br>Phillips, lf<br>Whitaker, 2b<br>Davis, cf<br>Fielder, 1b<br>Fryman, 3b<br>Tuttleton, c<br>Gibson, rf<br>Trammell, ss<br>Felix, dh<br>Moore, p              | <b>April 26, 1995</b><br>@CAL 1, DET 5<br>Curtis, cf<br>Fletcher, 2b<br>Pemberton, lf<br>Fielder, 1b<br>Fryman, 3b<br>Samuel, dh<br>Bautista, rf<br>Gomez, ss<br>Flaherty, c<br>Moore, p    | <b>April 1, 1996</b><br>@MIN 8, DET 6<br>Curtis, cf<br>Higginson, rf<br>Fryman, 3b<br>Fielder, 1b<br>Nieves, lf<br>Williams, dh<br>Lewis, 2b<br>Flaherty, c<br>Trammell, ss<br>Lira, p                          | <b>April 1, 1997</b><br>@MIN 7, DET 5<br>Hunter, cf<br>Easley, 2b<br>Fryman, 3b<br>Clark, 1b<br>Higginson, lf<br>Nieves, rf<br>B. Trammell, dh<br>B. Johnson, c<br>Cruz, ss<br>Broacil, p                   | <b>March 31, 1998</b><br>DET 11, @TB 6<br>Hunter, cf<br>Roberts, dh<br>Higginson, rf<br>Clark, 1b<br>Easley, 2b<br>Gonzalez, lf<br>Randa, 3b<br>Oliver, c<br>Ripken, ss<br>Thompson, p                    |
| <b>April 5, 1999</b><br>DET 11, @TEX 5<br>Encarnacion, lf<br>Jefferies, dh<br>Easley, 2b<br>Clark, 1b<br>Palmer, 3b<br>Higginson, rf<br>Cruz, ss<br>Ausmus, c<br>Hunter, cf<br>Moehler, p    | <b>April 3, 2000</b><br>DET 6, @OAK 4<br>Polonia, rf<br>Ausmus, c<br>Higginson, lf<br>Gonzalez, dh<br>Clark, 1b<br>Palmer, 3b<br>Easley, 2b<br>Encarnacion, cf<br>Cruz, ss<br>Nomo, p               | <b>April 3, 2001</b><br>MIN 3, @DET 2<br>Cedeno, rf<br>Easley, 2b<br>Higginson, lf<br>Clark, 1b<br>McMillon, dh<br>Cruz, ss<br>Encarnacion, cf<br>Halter, 3b<br>Inge, c<br>Weaver, p                | <b>April 2, 2002</b><br>@TB 9, DET 5<br>Higginson, lf<br>Halter, ss<br>Fick, dh<br>Young, 1b<br>Paquette, 3b<br>Cruz, rf<br>Rivera, c<br>Easley, 2b<br>Macias, cf<br>Weaver, p              | <b>March 31, 2003</b><br>MIN 3, @DET 1<br>Kingsale, cf<br>Infante, ss<br>Young, lf<br>Higginson, rf<br>Palmer, dh<br>Pena, 1b<br>Munson, 3b<br>Inge, c<br>Santiago, 2b<br>Maroth, p                             | <b>April 5, 2004</b><br>DET 7, @TOR 0<br>Sanchez, cf<br>Vina, 2b<br>Rodriguez, c<br>Young, dh<br>White, lf<br>Pena, 1b<br>Guillen, ss<br>Higginson, rf<br>Munson, 3b<br>Johnson, p                          | <b>April 4, 2005</b><br>@DET 11, KC 2<br>Infante, 2b<br>Guillen, ss<br>Rodriguez, c<br>Ordoñez, rf<br>Young, dh<br>White, lf<br>Pena, 1b<br>Monroe, cf<br>Inge, 3b<br>Bonderman, p                        |
| <b>April 3, 2006</b><br>DET 3, @KC 1<br>Granderson, cf<br>Polanco, 2b<br>Rodriguez, c<br>Ordoñez, rf<br>Young, dh<br>Shelton, 1b<br>Guillen, ss<br>Monroe, lf<br>Inge, 3b<br>Rogers, p       | <b>April 2, 2007</b><br>TOR 5, @DET 3<br>Granderson, cf<br>Polanco, 2b<br>Sheffield, dh<br>Ordoñez, rf<br>Guillen, ss<br>Rodriguez, c<br>Casey, 1b<br>Monroe, lf<br>Inge, 3b<br>Bonderman, p        | <b>March 31, 2008</b><br>KC 5, @DET 4<br>Renteria, ss<br>Polanco, 2b<br>Sheffield, dh<br>Ordoñez, rf<br>Cabrera, 3b<br>Guillen, 1b<br>Rodriguez, c<br>Jones, lf<br>Inge, cf<br>Verlander, p         | <b>April 6, 2009</b><br>@TOR 12, DET 5<br>Granderson, cf<br>Polanco, 2b<br>Ordoñez, rf<br>Cabrera, 1b<br>Guillen, dh<br>Laird, c<br>Inge, 3b<br>Everett, ss<br>Anderson, lf<br>Verlander, p | <b>April 5, 2010</b><br>DET 8, @KC 4<br>Jackson, cf<br>Damon, lf<br>Ordoñez, rf<br>Cabrera, 1b<br>Guillen, dh<br>Inge, 3b<br>Laird, c<br>Sizemore, 2b<br>Everett, ss<br>Verlander, p                            | <b>March 31, 2011</b><br>@NY 6, DET 3<br>Jackson, cf<br>Rhymes, 2b<br>Ordoñez, rf<br>Cabrera, 1b<br>Martinez, dh<br>Raburn, lf<br>Peralta, ss<br>Inge, 3b<br>Everett, ss<br>Verlander, p                    | <b>April 5, 2012</b><br>@DET 3, BOS 2<br>Jackson, cf<br>Boesch, rf<br>Cabrera, 3b<br>Fielder, 1b<br>Young, lf<br>Raburn, dh<br>Peralta, ss<br>Avila, c<br>Santiago, 2b<br>Verlander, p                    |
| <b>April 1, 2013</b><br>DET 4, @MIN 2<br>Jackson, cf<br>Hunter, rf<br>Cabrera, 3b<br>Fielder, 1b<br>Martinez, dh<br>Dirks, lf<br>Peralta, ss<br>Avila, c<br>Infante, 2b<br>Verlander, p      | <b>March 31, 2014</b><br>@DET 4, KC 3<br>Kinsler, 2b<br>Hunter, rf<br>Cabrera, 1b<br>V. Martinez, dh<br>J. Martinez, cf<br>Avila, c<br>Castellanos, 3b<br>Gonzalez, ss<br>Davis, lf<br>Verlander, p | <b>April 6, 2015</b><br>@DET 4, MIN 0<br>Davis, cf<br>Kinsler, 2b<br>Cabrera, 1b<br>V. Martinez, dh<br>J.D. Martinez, rf<br>Céspedes, lf<br>Castellanos, 3b<br>Avila, c<br>Iglesias, ss<br>Price, p | <b>April 5, 2016</b><br>DET 8, @MIA 7 (11)<br>Kinsler, 2b<br>Upton, lf<br>Cabrera, 1b<br>J.D. Martinez, rf<br>Castellanos, 3b<br>McCann, c<br>Iglesias, ss<br>Gose, cf<br>Verlander, p      | <b>April 4, 2017</b><br>DET 6, @CWS 3<br>Kinsler, 2b<br>Castellanos, 3b<br>Cabrera, 1b<br>V. Martinez, dh<br>Upton, lf<br>Mahtook, rf<br>McCann, c<br>Iglesias, ss<br>Jones, cf<br>Iglesias, ss<br>Verlander, p | <b>March 30, 2018</b><br>PIT 13, @DET 10 (13)<br>Martin, cf<br>Candelario, 3b<br>Cabrera, 1b<br>Castellanos, rf<br>Martinez, dh<br>McCann, c<br>Mahtook, lf<br>Iglesias, ss<br>Machado, 2b<br>Zimmermann, p | <b>March 28, 2019</b><br>DET 2, @TOR 0 (10)<br>Harrison, 2b<br>Castellanos, rf<br>Cabrera, 1b<br>Candelario, 3b<br>Goodrum, dh<br>Stewart, lf<br>Greiner, c<br>Mercer, ss<br>Mahtook, cf<br>Zimmermann, p |
| <b>July 24, 2020</b><br>@CIN 7, DET 1<br>Goodrum, ss<br>Schoop, 2b<br>Cabrera, dh<br>Cron, 1b<br>Stewart, lf<br>Candelario, 3b<br>Maybin, rf<br>Romine, c<br>Jones, cf<br>Boyd, p            |                                                                                                                                                                                                     |                                                                                                                                                                                                     |                                                                                                                                                                                             |                                                                                                                                                                                                                 |                                                                                                                                                                                                             |                                                                                                                                                                                                           |

# MIKE ILITCH (1929-2017)



- Mike Ilitch was a once-in-a-generation entrepreneur and champion for Detroit.
- He and his wife, Marian, invested their family savings in 1959 to open the first Little Caesars store in Garden City, Michigan, a suburb of Detroit. That single mom-and-pop pizza shop grew into the largest carryout pizza chain in the world, with restaurants in 27 countries and territories across the globe. The success of the business was built upon the exceptional quality and value of the Little Caesars menu and Mike's marketing savvy and imaginative ideas in production.
- The growth of Little Caesars helped Mike and Marian create other leading brands in the food, sports and entertainment industries.
- The couple purchased the Detroit Red Wings in 1982. While the team was known as the Dead Wings at the time, Mike and Marian believed they were a sleeping giant and immediately took charge to turn the team around. By 1997, the Red Wings won their first Stanley Cup in 42 years, and they went on to win three more. Four Stanley Cup parades held along Woodward Avenue in Detroit attracted hundreds of thousands of people, many from the suburbs who had not been to downtown Detroit in decades. Detroit became known as Hockeytown and brought a sense of pride to the area's hockey fans and the community as a whole.

- Throughout Mike's life, he remained true to his hometown and was a zealous supporter of Detroit, working tirelessly to help it prosper and to bring pride to the city.
- In 1988, Mike and Marian purchased the neglected Fox Theatre and carefully restored it to its original 1928 splendor.
- One year later, they moved their Little Caesars world headquarters from the suburbs into the newly renovated Fox Office Center adjacent to the restored theatre. This was during a time when many businesses were fleeing the city. Restoration of the theatre and renovation of the office building brought new life to the area. Currently, the headquarters campus is being expanded with an addition of a new nine-story, 234,000 square foot building next door to the Fox Theatre.
- Mike displayed further commitment to the city he loved when he purchased the Detroit Tigers in 1992 and built a new state-of-the-art ballpark for the team. Remembering his early years as a Minor League baseball player with the Tigers, he did everything in his power to make the fan experience at Comerica Park a memorable one.
- The new ballpark enabled Detroit to successfully host the MLB All-Star Game in 2005 and the Tigers would go on to host the World Series in 2006. Mike also encouraged the Ford family to bring the Detroit Lions back to Detroit from the suburbs and build a new stadium right next door to the ballpark by relinquishing a portion of land to make way for the new stadium. The new football venue allowed Detroit to host the Super Bowl in 2006.
- Mike and Marian believed passionately in giving back to the community. As the parents of children who played hockey, the couple wanted to provide other children the opportunity to play the sport as well. So they established the Little Caesars Amateur Hockey Program in 1968, and it has provided opportunities for tens of thousands of youngsters to play the great game of hockey over the years. Hundreds have gone on to play at colleges, universities and in the National Hockey League.
- The couple established the Little Caesars Love Kitchen in 1985. With two trucks on the road to serve those in need, these restaurants on wheels have served more than three million people.
- Inspired by the story of a veteran returning to civilian life, Mike founded the Little Caesars Veterans Program in 2006. He had read a newspaper story about an Army Sergeant who had tragically lost both his legs during combat in Iraq. As a veteran himself, Mike was impressed with the can-do attitude of this veteran. The Little Caesars Veterans Program that followed provides honorably discharged veterans with financial incentives and other support to help them open a Little Caesars franchise.
- The charitable reach of Mike & Marian Ilitch and the Ilitch companies has expanded to more than \$207 million in grants and giving since 2000. Ilitch Charities and its affiliates, the Detroit Red Wings Foundation and the Detroit Tigers Foundation, continue to carry on the mission of supporting deserving causes and organizations across the community.
- As part of this charitable legacy, Mike & Marian Ilitch have personally gifted nearly \$50 million to Detroit's Wayne State University - \$8 million to the Department of Surgery and \$40 million dedicated to establish the new Mike Ilitch School of Business, which will train and educate the next generation of the city's great entrepreneurs.
- Mike received numerous business, cultural, and philanthropic awards during his lifetime, including:
  - The International Franchise Association Hall of Fame (2016)
  - SportsBusiness Journal's "The Champions: Pioneers and Innovators in Sports Business" (2014)
  - Michigan Sports Hall of Fame (2004)
  - US Hockey Hall of Fame (2004)
  - National Hockey League Hall of Fame (2003)
  - Ellis Island Medal of Honor (1997)
- Locally in Detroit, Mike was honored for his efforts in the community with the Joe Louis Brown Bomber Jacket Award, the Distinguished Martin Luther King, Jr. Community Service Award, the Shining Light Regional Cooperation Award and the Edward H. McNamara Goodfellow of the Year Award. He was also given the key to the city.
- Mike Ilitch was a remarkable American success story. In 2012, he wrote, "Develop a love for all people; be humble; work hard. I guarantee you will be successful in life." He did just that and had a life well lived.





# LAST TIME IT HAPPENED IN A GAME

## INDIVIDUAL BATTING

### RUNS SCORED

Two Runs in an Inning ..... Ian Kinsler and Andrew Romine - 4/25/2017 vs. SEA (5th)  
 Four-or-More Runs in a Game ..... Victor Reyes (4) - 8/7/2020 at PIT  
 Five-or-More Runs in a Game ..... Jeimer Candelario (5) - 4/25/2018 at PIT (Gm. 1)

### HITS

Two Hits in an Inning ..... Victor Reyes - 8/31/2019 vs. MIN (3rd)  
 Five-or-More Hits in a Game ..... Niko Goodrum (5) - 5/31/2019 at ATL  
 Six-or-More Hits in a Game ..... Carlos Peña (6) - 5/27/2004 at KC  
 Five Consecutive Hits in a Game ..... Niko Goodrum (5) - 5/31/2019 at ATL  
 Six Consecutive Hits in a Game ..... Carlos Peña (6) - 5/27/2004 at KC

### DOUBLES

Two Doubles in an Inning ..... Robert Fick - 5/29/2002 at CLE  
 Three-or-More Doubles in a Game ..... Miguel Cabrera (3) - 4/25/2018 at PIT (Gm. 1)  
 Four-or-More Doubles in a Game ..... Bill Bruton (4) - 5/19/1963 at WAS

### TRIPLES

Two Triples in a Game ..... Ian Kinsler - 7/17/2017 at KC  
 Triple in Three Consecutive Games ..... Ed Brinkman - 4/12-14/1973

### HOME RUNS

Two Home Runs in an Inning ..... Magglio Ordoñez - 8/12/2007 vs. OAK (2nd)  
 Home Run from Both Sides of Plate ..... Victor Martinez - 8/30/2018 at NYY  
 Three-or-More Home Runs in a Game ..... Victor Martinez (3) - 6/16/2016 at KC  
 Home Run in Four-or-More Consecutive Games ..... Ian Kinsler (4) - 5/15-5/18/2016  
 Home Run in Five-or-More Consecutive Games ..... Marcus Thames (5) - 6/13-6/17/2008  
 Lead-off Home Run ..... Victor Reyes - 9/5/2020 at MIN (Aaron Sanchez)  
 Walk-off Home Run ..... John Hicks - 9/14/2019 vs. BAL (Ryan Adams)  
 Pinch-Hit Home Run ..... John Hicks - 9/28/2019 at CWS (Gm. 2) (Alex Colomé)  
 Inside-the-Park Home Run ..... JaCoby Jones - 8/10/2020 vs. CWS (Codi Heuer)  
 Two-or-More Home Runs on Opening Day ..... Chris Shelton (2) - 4/3/2006 at KC  
 Home Run in First Major League At-Bat ..... Reggie Sanders - 9/1/1974 vs. OAK (Catfish Hunter)

### GRAND SLAMS

Grand Slam ..... Jonathan Schoop - 8/25/2020 vs. CHC (Casey Sadler)  
 Pinch-Hit Grand Slam ..... Mickey Tettleton - 8/11/1991 vs. NYY (Lee Guetterman)  
 Two Grand Slams in a Game ..... Jim Northrup - 6/24/1968 at CLE

### EXTRA-BASE HITS

Two Extra-Base Hits in an Inning ..... Ian Kinsler - 5/16/2016 vs. MIN (1st)  
 Four-or-More Extra Base Hits in a Game ..... Nicholas Castellanos (4) - 8/19/2015 at CHC

### RUNS BATTED IN

Five-or-More RBI in a Game ..... Miguel Cabrera (6) - 9/23/2020 at MIN  
 Six-or-More RBI in a Game ..... Miguel Cabrera (6) - 9/23/2020 at MIN  
 Seven-or-More RBI in a Game ..... Ryan Raburn (7) - 7/25/2007 at CWS  
 Eight-or-More RBI in a Game ..... Jim Northrup (8) - 7/11/1973 vs. TEX  
 RBI in 10-or-More Consecutive Games ..... Carlos Guillen (11) - 6/16-6/28/2007 (17 RBI)

### WALKS

Two Walks in an Inning ..... Ivan Rodriguez - 9/23/2006 vs. KC (1st)  
 Four-or-More Walks in a Game ..... J.D. Martinez (4) - 5/16/2017 vs. BAL  
 Five-or-More Walks in a Game ..... Cecil Fielder (5) - 5/27/1991 at MIL (14 inn.)  
 Four Consecutive Walks in a Game ..... Miguel Cabrera (4) - 4/25/2015 vs. CLE  
 Walk in 10-or-More Consecutive Games ..... Tony Clark (10) - 5/24-6/5/1997  
 Three Intentional Walks in a Game ..... Miguel Cabrera (3) - 4/25/2015 vs. CLE

### STRIKEOUTS

Two Strikeouts in an Inning ..... James McCann - 6/28/2016 vs. MIA (5th)  
 Four-or-More Strikeouts in a Game ..... Willi Castro (4) - 8/17/2020 at CWS  
 Five-or-More Strikeouts in a Game ..... John Hicks (5) - 4/14/2019 at MIN

### SACRIFICES

Three Sacrifice Hits in a Game ..... Deivi Cruz - 4/11/2000 vs. SEA  
 Two Sacrifice Flies in a Game ..... Austin Jackson - 4/17/2014 vs. CLE

### HIT BY PITCH

Two Hit by Pitch in an Inning ..... Mike Hessman - 9/8/2008 vs. OAK (2nd)  
 Three Hit by Pitch in a Game ..... Damion Easley - 7/16/2002 vs. BOS

### HITTING FOR THE CYCLE

Hit for the Cycle ..... Carlos Guillen - 8/1/2006 at TB

### POSITION PLAYER PITCHING

Position Player Pitching ..... Travis Demeritte - 9/9/2020 vs. MIL

## OPPONENTS INDIVIDUAL BATTING

### HITS

Five-or-More Hits in a Game ..... Logan Forsythe (5) - 8/16/2018 at MIN  
 Six-or-More Hits in a Game ..... Alex Rios (6) - 7/9/2013 vs. CWS

### HOME RUNS

Three-or-More Home Runs in a Game ..... Kyle Seager (3) - 8/13/2019 vs. SEA  
 Lead-off Home Run ..... Byron Buxton - 9/22/20 at MIN (Tarik Skubal)  
 Walk-off Home Run ..... Ryan O'Hearn - 9/3/2019 at KC (Zac Reinger)  
 Pinch-Hit Home Run ..... Jace Peterson - 9/2/2020 at MIL (Buck Farmer)  
 Inside-the-Park Home Run ..... Whit Merrifield - 8/9/2019 vs. KC (Edwin Jackson)

### GRAND SLAMS

Grand Slam ..... Eloy Jiménez - 9/20/2019 vs. CWS (Jordan Zimmermann)  
 Pinch-Hit Grand Slam ..... Lonnie Chisenhall - 4/14/2017 at CLE (Francisco Rodríguez)



## RUNS BATTED IN

|                                  |                                          |
|----------------------------------|------------------------------------------|
| Five-or-More RBI in a Game.....  | José Abreu (7) - 9/12/2020 at CWS        |
| Six-or-More RBI in a Game.....   | José Abreu (7) - 9/12/2020 at CWS        |
| Seven-or-More RBI in a Game..... | José Abreu (7) - 9/12/2020 at CWS        |
| Eight-or-More RBI in a Game..... | Edwin Encarnacion (9) - 8/29/2015 at TOR |
| Nine-or-More RBI in a Game.....  | Edwin Encarnacion (9) - 8/29/2015 at TOR |
| 10-or-More RBI in a Game.....    | Fred Lynn (10) - 6/18/1975 vs. BOS       |

## HITTING FOR THE CYCLE

|                        |                                 |
|------------------------|---------------------------------|
| Hit for the Cycle..... | Jake Bauers - 6/14/2019 vs. CLE |
|------------------------|---------------------------------|

## POSITION PLAYER PITCHING

|                               |                                 |
|-------------------------------|---------------------------------|
| Position Player Pitching..... | Orlando Arcia - 9/1/2020 at MIL |
|-------------------------------|---------------------------------|

## CLUB BATTING

### RUNS SCORED

|                                          |                                                                         |
|------------------------------------------|-------------------------------------------------------------------------|
| Five-or-More Runs in an Inning.....      | 5 - 9/10/2020 at STL (Gm. 2) (9th)                                      |
| Six-or-More Runs in an Inning.....       | 7 - 8/21/2020 at CLE (4th)                                              |
| Seven-or-More Runs in an Inning.....     | 7 - 8/21/2020 at CLE (4th)                                              |
| Eight-or-More Runs in an Inning.....     | 9 - 4/25/2017 vs. SEA (5th)                                             |
| Nine-or-More Runs in an Inning.....      | 9 - 4/25/2017 vs. SEA (5th)                                             |
| 10-or-More Runs in an Inning.....        | 10 - 7/21/2008 at KC (8th)                                              |
| 15-or-More Runs in a Game.....           | 17 - 8/7/2020 at PIT (11 inn.)                                          |
| 16-or-More Runs in a Game.....           | 17 - 8/7/2020 at PIT (11 inn.)                                          |
| 17-or-More Runs in a Game.....           | 17 - 8/7/2020 at PIT (11 inn.)                                          |
| 18-or-More Runs in a Game.....           | 19 - 4/25/2017 vs. SEA                                                  |
| 19-or-More Runs in a Game.....           | 19 - 4/25/2017 vs. SEA                                                  |
| 20-or-More Runs in a Game.....           | 20 - 4/17/1993 vs. SEA                                                  |
| Shut out in Back-to-Back Games.....      | 5/9/2019 vs. LAA (13-0); 5/10/2019 at MIN (3-0)                         |
| Shut out in Three Consecutive Games..... | 9/29/1995 at BAL (6-0); 9/30/1995 at BAL (12-0); 10/1/1995 at BAL (4-0) |

### HITS

|                                      |                               |
|--------------------------------------|-------------------------------|
| Six-or-More Hits in an Inning.....   | 7 - 8/26/2020 vs. CHC (6th)   |
| Seven-or-More Hits in an Inning..... | 7 - 8/26/2020 vs. CHC (6th)   |
| Eight-or-More Hits in an Inning..... | 8 - 8/31/2019 vs. MIN (3rd)   |
| Nine-or-More Hits in an Inning.....  | 9 - 9/26/2011 vs. CLE (8th)   |
| 10-or-More Hits in an Inning.....    | 11 - 8/8/2001 at TEX (9th)    |
| 20-or-More Hits in a Game.....       | 20 - 4/25/2018 at PIT (Gm. 1) |
| 21-or-More Hits in a Game.....       | 24 - 4/25/2017 vs. SEA        |
| 22-or-More Hits in a Game.....       | 24 - 4/25/2017 vs. SEA        |
| 23-or-More Hits in a Game.....       | 24 - 4/25/2017 vs. SEA        |
| 24-or-More Hits in a Game.....       | 24 - 4/25/2017 vs. SEA        |
| 25-or-More Hits in a Game.....       | 26 - 9/6/2013 at KC           |

### DOUBLES

|                                      |                     |
|--------------------------------------|---------------------|
| Six-or-More Doubles in a Game.....   | 7 - 7/14/2019 at KC |
| Seven-or-More Doubles in a Game..... | 7 - 7/14/2019 at KC |
| Eight-or-More Doubles in a Game..... | 8 - 7/10/2014 at KC |

### TRIPLES

|                                      |                      |
|--------------------------------------|----------------------|
| Three-or-More Triples in a Game..... | 3 - 9/1/2012 vs. CWS |
| Four-or-More Triples in a Game.....  | 4 - 6/9/1983 at BOS  |

### HOME RUNS

|                                                |                                                                   |
|------------------------------------------------|-------------------------------------------------------------------|
| Back-to-Back Home Runs.....                    | 8/8/2020 at PIT (Miguel Cabrera/C.J. Cron/Jeimer Candelario, 1st) |
| Three Consecutive Home Runs.....               | 8/8/2020 at PIT (Miguel Cabrera/C.J. Cron/Jeimer Candelario, 1st) |
| Four-or-More Home Runs in an Inning.....       | 4 - 8/8/2020 at PIT (1st)                                         |
| Five-or-More Home Runs in a Game.....          | 5 - 8/8/2020 at PIT                                               |
| Six-or-More Home Runs in a Game.....           | 6 - 9/5/2017 vs. KC                                               |
| Home Runs in 10-or-More Consecutive Games..... | 13 - 4/4-4/18/2017                                                |
| Home Runs in 11-or-More Consecutive Games..... | 13 - 4/4-4/18/2017                                                |
| Home Runs in 12-or-More Consecutive Games..... | 13 - 4/4-4/18/2017                                                |
| Home Runs in 13-or-More Consecutive Games..... | 13 - 4/4-4/18/2017                                                |
| Home Runs in 14-or-More Consecutive Games..... | 16 - 5/6-5/22/1998                                                |
| Home Runs in 15-or-More Consecutive Games..... | 16 - 5/6-5/22/1998                                                |

### GRAND SLAMS

|                                |                                              |
|--------------------------------|----------------------------------------------|
| Two Grand Slams in a Game..... | 5/15/2009 vs. OAK (Brandon Inge/Ryan Raburn) |
|--------------------------------|----------------------------------------------|

### EXTRA-BASE HITS

|                                             |                               |
|---------------------------------------------|-------------------------------|
| Nine-or-More Extra Base Hits in a Game..... | 9 - 8/8/2020 at PIT           |
| 10-or-More Extra Base Hits in a Game.....   | 10 - 4/25/2018 at PIT (Gm. 1) |
| 11-or-More Extra Base Hits in a Game.....   | 12 - 6/2/2017 vs. CWS         |
| 12-or-More Extra Base Hits in a Game.....   | 12 - 6/2/2017 vs. CWS         |

### WALKS

|                                                |                                |
|------------------------------------------------|--------------------------------|
| 10-or-More Walks in a Game.....                | 11 - 6/13/2016 at CWS          |
| 11-or-More Walks in a Game.....                | 11 - 6/13/2016 at CWS          |
| 12-or-More Walks in a Game.....                | 12 - 6/3/2008 at OAK (11 inn.) |
| 13-or-More Walks in a Game.....                | 13 - 5/4/1994 vs. TEX          |
| 14-or-More Walks in a Game.....                | 14 - 8/27/1993 at OAK          |
| 15-or-More Walks in a Game.....                | 15 - 7/31/1959 vs. BOS         |
| Three-or-More Intentional Walks in a Game..... | 3 - 4/25/2015 vs. CLE          |
| Four-or-More Intentional Walks in a Game.....  | 4 - 8/15/2010 at CWS           |

### STRIKEOUTS

|                                      |                       |
|--------------------------------------|-----------------------|
| 15-or-More Strikeouts in a Game..... | 15 - 8/20/2020 at CWS |
| 16-or-More Strikeouts in a Game..... | 16 - 8/7/2020 at PIT  |
| 17-or-More Strikeouts in a Game..... | 7/25/2020 at CIN      |
| 18-or-More Strikeouts in a Game..... | 19 - 9/7/2019 at OAK  |
| 19-or-More Strikeouts in a Game..... | 19 - 9/7/2019 at OAK  |
| 20-or-More Strikeouts in a Game..... | 24 - 8/17/2019 at TB  |



# LAST TIME IT HAPPENED IN A GAME

## SACRIFICES

|                                                |                                 |
|------------------------------------------------|---------------------------------|
| Three-or-More Sacrifice Hits in an Inning..... | 7/12/1970 vs. NYY (2nd)         |
| Five-or-More Sacrifice Hits in a Game.....     | 5 - 7/6/1992 vs. SEA (14 inn.)  |
| Four-or-More Sacrifice Flies in a Game.....    | 4 - 6/10/1985 vs. BAL (11 inn.) |

## HIT BY PITCH

|                                                |                                |
|------------------------------------------------|--------------------------------|
| Three-or-More Hit By Pitches in an Inning..... | 3 - 9/8/2008 vs. OAK (2nd)     |
| Three-or-More Hit By Pitches in a Game.....    | 3 - 9/1/2020 at MIL            |
| Four-or-More Hit By Pitches in a Game.....     | 4 - 4/7/2018 at CWS            |
| Five-or-More Hit By Pitches in a Game.....     | 5 - 8/11/1965 vs. KC (10 inn.) |

## INDIVIDUAL BASERUNNING

### STOLEN BASES

|                                           |                                      |
|-------------------------------------------|--------------------------------------|
| Two Stolen Bases in an inning.....        | Niko Goodrum - 7/14/2019 at KC (3rd) |
| Three-or-more Stolen Bases in a Game..... | Rajai Davis (3) - 4/25/2015 vs. CLE  |
| Four-or-more stolen Bases in a Game.....  | Alex Sanchez (4) - 9/27/2003 vs. MIN |

### STEALS OF HOME

|                    |                                       |
|--------------------|---------------------------------------|
| Steal of Home..... | Ryan Raburn - 8/18/2009 vs. SEA (8th) |
|--------------------|---------------------------------------|

## OPPONENTS INDIVIDUAL BASERUNNING

### STOLEN BASES

|                                           |                                                  |
|-------------------------------------------|--------------------------------------------------|
| Two Stolen Bases in an inning.....        | Cameron Maybin - 9/12/2019 vs. NYY (Gm. 1) (6th) |
| Three-or-more Stolen Bases in a Game..... | Whit Merrifield (3) - 5/6/2018 at KC             |
| Four-or-more stolen Bases in a Game.....  | Rickey Henderson (4) - 5/30/1982 at KAK          |

### STEALS OF HOME

|                    |                                         |
|--------------------|-----------------------------------------|
| Steal of Home..... | Leonys Martin - 6/15/2019 vs. CLE (8th) |
|--------------------|-----------------------------------------|

## CLUB BASERUNNING

### STOLEN BASES

|                                              |                       |
|----------------------------------------------|-----------------------|
| Five-or-More Stolen Bases in a Game.....     | 5 - 4/25/2015 vs. CLE |
| Three-or-More Caught Stealing in a Game..... | 3 - 5/26/2015 at OAK  |

## OPPONENTS CLUB BASERUNNING

### STOLEN BASES

|                                              |                       |
|----------------------------------------------|-----------------------|
| Five-or-More Stolen Bases in a Game.....     | 5 - 6/15/2019 vs. CLE |
| Three-or-More Caught Stealing in a Game..... | 3 - 7/19/2014 vs. CLE |

## INDIVIDUAL PITCHING

### WINS

|                                              |                                     |
|----------------------------------------------|-------------------------------------|
| Win Five-or-More Consecutive Decisions.....  | Matthew Boyd (5) - 7/18-8/24/2016   |
| Win Six-or-More Consecutive Decisions.....   | Michael Fulmer (6) - 5/10-6/12/2016 |
| Win Seven-or-More Consecutive Decisions..... | Anibal Sanchez (7) - 6/9-7/22/2015  |
| Win Eight-or-More Consecutive Decisions..... | Max Scherzer (13) - 4/6-7/8/2013    |
| Win Nine-or-More Consecutive Decisions.....  | Max Scherzer (13) - 4/6-7/8/2013    |
| Win 10-or-More Consecutive Decisions.....    | Max Scherzer (13) - 4/6-7/8/2013    |

### LOSSES

|                                               |                                       |
|-----------------------------------------------|---------------------------------------|
| Lose Five-or-More Consecutive Decisions.....  | Spencer Turnbull (13) - 6/5-9/29/2019 |
| Lose Six-or-More Consecutive Decisions.....   | Spencer Turnbull (13) - 6/5-9/29/2019 |
| Lose Seven-or-More Consecutive Decisions..... | Spencer Turnbull (13) - 6/5-9/29/2019 |
| Lose Eight-or-More Consecutive Decisions..... | Spencer Turnbull (13) - 6/5-9/29/2019 |
| Lose Nine-or-More Consecutive Decisions.....  | Spencer Turnbull (13) - 6/5-9/29/2019 |
| Lose 10-or-More Consecutive Decisions.....    | Spencer Turnbull (13) - 6/5-9/29/2019 |

### COMPLETE GAMES

|                                               |                                                 |
|-----------------------------------------------|-------------------------------------------------|
| Complete Game.....                            | Matthew Boyd - 9/4/2020 at MIN (Gm. 1) (7 inn.) |
| Two-or-More Consecutive Complete Games.....   | David Price (2) - 6/6-6/12/2015                 |
| Three-or-More Consecutive Complete Games..... | Jack Morris (3) - 9/2-9/12/1990                 |
| Four-or-More Consecutive Complete Games.....  | Jack Morris (6) - 6/25-7/18/1986                |
| Five-or-More Consecutive Complete Games.....  | Jack Morris (6) - 6/25-7/18/1986                |

### SHUTOUTS

|                                         |                                   |
|-----------------------------------------|-----------------------------------|
| Shutout.....                            | Matthew Boyd - 9/17/2017 vs. CWS  |
| Two-or-More Consecutive Shutouts.....   | Rick Porcello (2) - 6/26-7/1/2014 |
| Three-or-More Consecutive Shutouts..... | Jack Morris (3) - 7/9-18/1986     |

### SAVES

|                                                          |                                     |
|----------------------------------------------------------|-------------------------------------|
| Save Three-or-More Consecutive Games Played by Team..... | Shane Greene (5) - 4/2-4/7/2019     |
| Save Four-or-More Consecutive Games Played by Team.....  | Shane Greene (5) - 4/2-4/7/2019     |
| Saves in Five-or-More Consecutive Appearances.....       | Shane Greene (5) - 4/18-5/3/2019    |
| Saves in Six-or-More Consecutive Appearances.....        | Shane Greene (8) - 3/28-4/10/2019   |
| Saves in Seven-or-More Consecutive Appearances.....      | Shane Greene (8) - 3/28-4/10/2019   |
| Saves in Eight-or-More Consecutive Appearances.....      | Shane Greene (8) - 3/28-4/10/2019   |
| Saves in Nine-or-More Consecutive Appearances.....       | Jose Valverde (10) - 7/24-8/13/2011 |
| Saves in 10-or-More Consecutive Appearances.....         | Jose Valverde (10) - 7/24-8/13/2011 |
| Three-or-More Inning Save.....                           | Drew Smyly - 6/17/2013 vs. BAL      |

### INNINGS PITCHED

|                                             |                                        |
|---------------------------------------------|----------------------------------------|
| 10-or-More Innings Pitched, Starter.....    | Jack Morris (10.0) - 8/14/1989 vs. BAL |
| Five-or-More Innings Pitched, Reliever..... | Tarik Skubal (5.0) - 9/27/2020 at KC   |

### HITS ALLOWED

|                                |                                           |
|--------------------------------|-------------------------------------------|
| No-Hitter.....                 | Justin Verlander - 5/7/2011 at TOR        |
| One-Hitter.....                | Matthew Boyd - 9/17/2017 vs. CWS          |
| 13-or-More Hits in a Game..... | Jordan Zimmermann (13) - 7/6/2019 vs. BOS |
| 14-or-More Hits in a Game..... | Alfredo Simon (15) - 7/1/2015 vs. PIT     |



# LAST TIME IT HAPPENED IN A GAME



|                                 |                                       |
|---------------------------------|---------------------------------------|
| 15-or-More Hits in a Game ..... | Alfredo Simon (15) - 7/1/2015 vs. PIT |
| 16-or-More Hits in a Game ..... | Scott Sanders (16) - 4/14/1998 at TEX |

## RUNS ALLOWED

|                                                          |                                           |
|----------------------------------------------------------|-------------------------------------------|
| Eight-or-More Runs in a Game .....                       | Iván Nova (8) - 8/14/2020 vs. CLE         |
| Nine-or-More Runs in a Game .....                        | Jordan Zimmermann (9) - 9/20/2019 vs. CWS |
| 10-or-More Runs in a Game .....                          | Max Scherzer (10) - 6/17/2014 vs. KC      |
| 11-or-More Runs in a Game .....                          | Jeremy Bonderman (11) - 7/29/2007 at LAA  |
| 12-or-More Runs in a Game .....                          | Joe Coleman (12) - 8/18/1974 at OAK       |
| 20-or-More Consecutive Scoreless Innings, Starter .....  | Michael Fulmer (33.1) - 5/21-6/17/2016    |
| 20-or-More Consecutive Scoreless Innings, Reliever ..... | Joquin Benoit (22.0) - 8/3-9/27/2011      |

## HOME RUNS ALLOWED

|                                         |                                                                                  |
|-----------------------------------------|----------------------------------------------------------------------------------|
| Three Home Runs in an Inning .....      | Matthew Boyd - 6/26/2019 vs. TEX (5th)                                           |
| Back-to-Back Home Runs .....            | Matthew Boyd - 9/4/2020 at MIN (Gm. 1) (Jorge Polanco/Josh Donaldson, 1st)       |
| Three Consecutive Home Runs .....       | Anibal Sanchez - 8/6/2017 at BAL (Jonathan Schoop/Chris Davis/Trey Mancini, 1st) |
| Three-or-More Home Runs in a Game ..... | Matthew Boyd (3) - 8/17/2020 at CWS                                              |
| Four-or-More Home Runs in a Game .....  | Matthew Boyd (4) - 8/31/2019 vs. MIN                                             |
| Five-or-More Home Runs in a Game .....  | Anibal Sanchez (5) - 8/6/2017 at BAL                                             |
| Lead-off Home Run .....                 | Tarik Skubal - 9/22/2020 at MIN (Byron Buxton)                                   |
| Walk-off Home Run .....                 | Zac Reiner - 9/3/2019 at KC (Ryan O'Hearn, 9th)                                  |
| Pinch-Hit Home Run .....                | Jace Peterson - 9/2/2020 at MIL (Buck Farmer)                                    |
| Inside-the-Park Home Run .....          | Edwin Jackson - 8/9/2019 vs. KC (Whit Merrifield)                                |
| Home Run to a Pitcher .....             | Kevin Jarvis - 9/2/1997 at ATL (Denny Neagle)                                    |

## GRAND SLAMS ALLOWED

|                                 |                                                                 |
|---------------------------------|-----------------------------------------------------------------|
| Grand Slam in a Game .....      | Jordan Zimmermann - 9/20/2019 vs. CWS (Eloy Jimenez)            |
| Two Grand Slams in a Game ..... | Daniel Schlereth - 6/28/2011 vs. NYM (Jason Bay/Carlos Beltran) |
| Pinch-Hit Grand Slam .....      | Francisco Rodriguez - 4/14/2017 at CLE (Lonnie Chisenhall)      |

## WALKS ALLOWED

|                                                        |                                         |
|--------------------------------------------------------|-----------------------------------------|
| Eight-or-More Walks in a Game .....                    | Dontrelle Willis (8) - 6/14/2009 at PIT |
| Nine-or-More Walks in a Game .....                     | Jack Morris (9) - 4/14/1988 vs. TEX     |
| 10-or-more Walks in a Game .....                       | Joe Coleman (10) - 10/1/1974 vs. BAL    |
| No Walks Allowed, 20-or-More Consecutive Innings ..... | Justin Verlander (24.0) - 7/24-8/9/2015 |

## STRIKEOUTS

|                                                  |                                                 |
|--------------------------------------------------|-------------------------------------------------|
| 10-or-More Strikeouts in a Game .....            | Tyler Alexander (10) - 8/2/2020 vs. CIN (Gm. 1) |
| 11-or-More Strikeouts in a Game .....            | Matthew Boyd (11) - 8/31/2019 vs. MIN           |
| 12-or-More Strikeouts in a Game .....            | Matthew Boyd (13) - 7/4/2019 at CWS             |
| 13-or-More Strikeouts in a Game .....            | Matthew Boyd (13) - 7/4/2019 at CWS             |
| 14-or-More Strikeouts in a Game .....            | Max Scherzer (14) - 8/14/2014 vs. PIT           |
| 15-or-More Strikeouts in a Game .....            | Anibal Sanchez (17) - 4/26/2013 vs. ATL         |
| Six-or-More Strikeouts in a Game, Reliever ..... | Tarik Skubal (6) - 9/27/2020 at ATL             |
| Consecutive Double-Digit Strikeout Games .....   | Matthew Boyd (3) - 6/26-7/13/2019               |

## HIT BY PITCH

|                                           |                                     |
|-------------------------------------------|-------------------------------------|
| Hit Two Batters in an Inning .....        | Joe Jimenez - 9/2/2020 at MIL (7th) |
| Hit Three-or-More Batters in a Game ..... | Casey Mize (3) - 8/30/2020 vs. MIN  |
| Hit Four-or-More Batters in a Game .....  | Frank Lary (4) - 7/21/1960 vs. WAS  |

## WILD PITCHES

|                                             |                                       |
|---------------------------------------------|---------------------------------------|
| Two-or-More Wild Pitches in an Inning ..... | Buck Farmer (2) - 8/18/2019 at TB     |
| Three-or-More Wild Pitches in a Game .....  | Alfredo Simon (3) - 8/25/2015 vs. LAA |

## OPPONENTS INDIVIDUAL PITCHING

### HITS ALLOWED

|                                 |                                           |
|---------------------------------|-------------------------------------------|
| No Hits in a Game .....         | Henderson Alvarez - 9/29/2013 at MIA      |
| One Hit in a Game .....         | Jeff Samardzija - 9/21/2015 vs. CWS       |
| 13-or-More Hits in a Game ..... | Derek Holland (13) - 8/8/2020 at PIT      |
| 14-or-More Hits in a Game ..... | Miguel Gonzalez (14) - 4/30/2017 vs. CWS  |
| 15-or-More Hits in a Game ..... | Greg Swindell (17) - 6/5/1988 vs. CLE     |
| 16-or-More Hits in a Game ..... | Greg Swindell (17) - 6/5/1988 vs. CLE     |
| 17-or-More Hits in a Game ..... | Greg Swindell (17) - 6/5/1988 vs. CLE     |
| 18-or-More Hits in a Game ..... | Reggie Cleveland (18) - 9/25/1977 vs. BOS |

### RUNS ALLOWED

|                                    |                                         |
|------------------------------------|-----------------------------------------|
| Shutout .....                      | Trevor Bauer - 8/2/2020 vs. CIN (Gm. 2) |
| Eight-or-More Runs in a Game ..... | Derek Holland (9) - 8/8/2020 at PIT     |
| Nine-or-More Runs in a Game .....  | Derek Holland (9) - 8/8/2020 at PIT     |
| 10-or-More Runs in a Game .....    | Erasmus Ramirez (10) - 6/16/2017 vs. TB |
| 11-or-More Runs in a Game .....    | Dustin McGowan (12) - 8/21/2005 vs. TOR |
| 12-or-More Runs in a Game .....    | Dustin McGowan (12) - 8/21/2005 vs. TOR |

### HOME RUNS ALLOWED

|                                         |                                                                                   |
|-----------------------------------------|-----------------------------------------------------------------------------------|
| Three Home Runs in an Inning .....      | Derek Holland (4) - 8/8/2020 at PIT (1st)                                         |
| Back-to-Back Home Runs .....            | Derek Holland - 8/8/2020 at PIT (Miguel Cabrera/C.J. Cron/Jeimer Candelario, 1st) |
| Three Consecutive Home Runs .....       | Derek Holland - 8/8/2020 at PIT (Miguel Cabrera/C.J. Cron/Jeimer Candelario, 1st) |
| Three-or-More Home Runs in a Game ..... | Derek Holland (5) - 8/8/2020 at PIT                                               |
| Four-or-More Home Runs in a Game .....  | Derek Holland (5) - 8/8/2020 at PIT                                               |
| Five-or-More Home Runs in a Game .....  | Derek Holland (5) - 8/8/2020 at PIT                                               |

### WALKS ALLOWED

|                                     |                                      |
|-------------------------------------|--------------------------------------|
| Eight-or-More Walks in a Game ..... | Ricky Romero (8) - 8/21/2012 vs. TOR |
| Nine-or-More Walks in a Game .....  | Bobby Witt (10) - 8/15/1992 at TEX   |
| 10-or-More Walks in a Game .....    | Bobby Witt (10) - 8/15/1992 at TEX   |

### STRIKEOUTS

|                                                  |                                          |
|--------------------------------------------------|------------------------------------------|
| 10-or-More Batters in a Game .....               | Carlos Carrasco (11) - 9/20/2020 vs. CLE |
| 11-or-More Batters in a Game .....               | Carlos Carrasco (11) - 9/20/2020 vs. CLE |
| 12-or-More Batters in a Game .....               | Lucas Giolito (13) - 8/20/2020 at CWS    |
| 13-or-More Batters in a Game .....               | Lucas Giolito (13) - 8/20/2020 at CWS    |
| 14-or-More Batters in a Game .....               | Max Scherzer (14) - 6/30/2019 vs. WSH    |
| 15-or-More Batters in a Game .....               | Max Scherzer (20) - 5/11/2016 at WSH     |
| Six-or-More Strikeouts in a Game, Reliever ..... | Chris Stratton (6) - 8/9/2020 at PIT     |



# LAST TIME IT HAPPENED IN A GAME

## CLUB PITCHING

### COMPLETE GAMES

Back-to-Back Complete Games.....8/20-21/2014 at TB (Rick Porcello/David Price)

### SHUTOUTS

Back-to-Back Shutouts.....8/13-8/14/2016 at TEX

### HITS ALLOWED

15-or-More Hits in a Game.....19 - 9/12/2020 at CWS

16-or-More Hits in a Game.....19 - 9/12/2020 at CWS

17-or-More Hits in a Game.....19 - 9/12/2020 at CWS

18-or-More Hits in a Game.....19 - 9/12/2020 at CWS

19-or-More Hits in a Game.....19 - 9/12/2020 at CWS

20-or-More Hits in a Game.....21 - 9/9/2020 vs. MIL

21-or-More Hits in a Game.....21 - 9/9/2020 vs. MIL

22-or-More Hits in a Game.....25 - 9/14/2017 vs. CWS

23-or-More Hits in a Game.....25 - 9/14/2017 vs. CWS

24-or-More Hits in a Game.....25 - 9/14/2017 vs. CWS

25 or More Hits in a Game.....25 - 9/14/2017 vs. CWS

No Hits in a Game.....5/7/2011 at TOR (Justin Verlander)

One Hit in a Game.....9/17/2017 vs. CWS (Matthew Boyd)

Two Hits in a Game.....3/28/2019 at TOR (Jordan Zimmermann/Joe Jimenez/Victor Alcantara/Shane Greene)

### RUNS ALLOWED

Five-or-More Runs in an Inning.....7 - 9/10/2020 at STL (Gm. 1) (3rd)

15-or-More Runs in a Game.....19 - 9/9/2020 vs. MIL

16-or-More Runs in a Game.....19 - 9/9/2020 vs. MIL

17-or-More Runs in a Game.....19 - 9/9/2020 vs. MIL

18-or-More Runs in a Game.....19 - 9/9/2020 vs. MIL

19-or-More Runs in a Game.....19 - 9/9/2020 vs. MIL

20-or-More Runs in a Game.....20 - 8/22/2014 at MIN

### HOME RUNS ALLOWED

Back-to-Back Home Runs.....9/4/2020 at MIN - Jorge Polanco/Josh Donaldson (Matthew Boyd)

Three Consecutive Home Runs.....8/6/2017 at BAL - Jonathan Schoop/Chris Davis/Troy Mancini (Anibal Sanchez)

Five-or-More Home Runs in a Game.....5 - 9/10/2020 at STL (Gm. 1)

Walk-Off Home Run.....9/3/2019 at KC - Ryan O'Hearn (Zac Reinger, 9th)

Two Grand Slams in a Game.....6/28/2011 vs. NYM (Jason Bay/Carlos Beltran)

### WALKS ALLOWED

10-or-More Walks in a Nine-Inning Game.....10 - 9/20/2020 at MIL

10-or-More Walks in a Game.....10 - 9/20/2020 at MIL

11-or-More Walks in a Game.....14 - 8/10/2014 at TOR (19 inn.)

12-or-More Walks in a Game.....14 - 8/10/2014 at TOR (19 inn.)

13-or-More Walks in a Game.....14 - 8/10/2014 at TOR (19 inn.)

14-or-More Walks in a Game.....14 - 8/10/2014 at TOR (19 inn.)

15-or-More Walks in a Game.....15 - 5/8/2004 at TEX (10 inn.)

### STRIKEOUTS

14-or-More Strikeouts in a Nine-Inning Game.....14 - 9/1/2020 at MIL

14-or-More Strikeouts in a Game.....14 - 9/1/2020 at MIL

15-or-More Strikeouts in a Game.....15 - 9/6/2019 at OAK (11 inn.)

16-or-More Strikeouts in a Game.....17 - 8/31/2019 vs. MIN

17-or-More Strikeouts in a Game.....17 - 8/31/2019 vs. MIN

18-or-More Strikeouts in a Game.....18 - 7/23/2019 vs. PHI (15 inn.)

19-or-More Strikeouts in a Game.....19 - 4/17/2013 at SEA (14 inn)

20-or-More Strikeouts in a Game.....20 - 6/5/2001 at BOS (18 inn.)

### HIT BY PITCH

Three-or-More Batters in a Game.....3 - 8/30/2020 vs. MIN

## PITCHERS BATTING

### HOME RUNS

Home Run.....Daniel Norris - 8/19/2015 at CHC (Jon Lester)

Inside-the-Park Home Run.....Frank Lary - 4/17/1956 vs. OAK (Alex Kellner)

### STOLEN BASES

Stolen Base.....Mickey Lolich - 4/14/1970 vs. CLE

Caught Stealing.....Joe Coleman - 4/30/1972 vs. CWS

### PINCH-HITTING AND PINCH-RUNNING

Pinch-Hit Appearance.....Dontrelle Willis - 5/23/2010 at LAD

Pinch-Run Appearance.....Adam Bernero - 6/8/2003 at SF

## CLUB FIELDING

### ERRORS

Four-or-More Errors in a Game.....4 - 6/5/2019 vs. TB

Five-or-More Errors in a Game.....5 - 8/31/2014 at CWS

Six-or-More Errors in a Game.....6 - 6/25/2013 vs. LAA

### DOUBLE AND TRIPLE PLAYS

Five-or-More Double Plays in a Game.....5 - 9/26/2009 at CWS

Six-or-More Double Plays in a Game.....6 - 4/13/1984 at BOS

Triple Play.....9/8/2017 at TOR (Jeimer Candelario/Ian Kinsler/Efren Navarro)



**OPPONENTS CLUB FIELDING**

**ERRORS**

|                                    |                      |
|------------------------------------|----------------------|
| Four-or-More Errors in a Game..... | 4 - 8/6/2014 at NYY  |
| Five-or-More Errors in a Game..... | 5 - 9/27/2012 vs. KC |
| Six-or-More Errors in a Game.....  | 6 - 10/1/1989 at NYY |

**TRIPLE PLAYS**

|                  |                                                           |
|------------------|-----------------------------------------------------------|
| Triple Play..... | 8/3/17 at BAL (Manny Machado/Jonathan Schoop/Chris Davis) |
|------------------|-----------------------------------------------------------|

**CLUB MISCELLANEOUS**

**WINS**

|                                           |                     |
|-------------------------------------------|---------------------|
| Eight-or-More Consecutive Wins.....       | 8 - 7/25-8/3/2016   |
| Nine-or-More Consecutive Wins.....        | 12 - 7/26-8/8/2013  |
| 10-or-More Consecutive Wins.....          | 12 - 7/26-8/8/2013  |
| Eight-or-More Consecutive Wins, Home..... | 9 - 7/14-8/15/2013  |
| Nine-or-More Consecutive Wins, Home.....  | 9 - 7/14-8/15/2013  |
| 10-or-More Consecutive Wins, Home.....    | 10 - 7/18-8/7/2012  |
| Eight-or-More Consecutive Wins, Road..... | 11 - 4/29-5/18/2014 |
| Nine-or-More Consecutive Wins, Road.....  | 11 - 4/29-5/18/2014 |
| 10-or-More Consecutive Wins, Road.....    | 11 - 4/29-5/18/2014 |

**LOSSES**

|                                             |                     |
|---------------------------------------------|---------------------|
| Eight-or-More Consecutive Losses.....       | 9 - 8/11-8/20/2020  |
| Nine-or-More Consecutive Losses.....        | 9 - 8/11-8/20/2020  |
| 10-or-More Consecutive Losses.....          | 10 - 5/13-5/23/2019 |
| Eight-or-More Consecutive Losses, Home..... | 8 - 6/9-6/28/2019   |
| Nine-or-More Consecutive Losses, Home.....  | 11 - 5/9-5/23/2019  |
| 10-or-More Consecutive Losses, Home.....    | 11 - 5/9-5/23/2019  |
| Eight-or-More Consecutive Losses, Road..... | 8 - 7/15-7/28/2010  |
| Nine-or-More Consecutive Losses, Road.....  | 10 - 6/27-7/29/2010 |
| 10-or-More Consecutive Losses, Road.....    | 10 - 6/27-7/29/2010 |

**DOUBLEHEADERS**

|                             |                   |
|-----------------------------|-------------------|
| Win Both Games, Home.....   | 8/29/2020 vs. MIN |
| Win Both Games, Road.....   | 4/23/2019 at BOS  |
| Lose Both Games, Home.....  | 9/12/2019 vs. NYY |
| Lose Both Games, Road.....  | 9/4/2020 at MIN   |
| Split, Home.....            | 8/6/2019 vs. CWS  |
| Split, Road.....            | 9/10/2020 at STL  |
| Day-Night Doubleheader..... | 8/6/2019 vs. CWS  |

**EXTRA-INNING GAMES**

|                                           |                                      |
|-------------------------------------------|--------------------------------------|
| Back-to-Back Extra-Inning Games.....      | 8/21/2019 vs. TOR, 8/23/2019 vs. PHI |
| Three Consecutive Extra-Inning Games..... | 9/16-9/19/2015 (MIN, KC, KC)         |
| Win Back-to-Back Extra-Inning Games.....  | 9/16-9/19/2015 (MIN, KC, KC)         |
| Lose Back-to-Back Extra-Inning Games..... | 4/16-4/17/2019 vs. PIT               |
| 15-or-More Innings.....                   | 15 - 7/23/2019 vs. PHI               |
| 16-or-More Innings.....                   | 19 - 8/10/2014 at TOR                |
| 17-or-More Innings.....                   | 19 - 8/10/2014 at TOR                |
| 18-or-More Innings.....                   | 19 - 8/10/2014 at TOR                |
| 19-or-More Innings.....                   | 19 - 8/10/2014 at TOR                |
| 20-or-More Innings.....                   | 22 - 6/24/1962 vs. NYY               |
| 21-or-More Innings.....                   | 22 - 6/24/1962 vs. NYY               |
| 22-or-More Innings.....                   | 22 - 6/24/1962 vs. NYY               |

**ONE-RUN GAMES**

|                                                   |                                                |
|---------------------------------------------------|------------------------------------------------|
| Three-or-More Consecutive One-Run Games.....      | 5 - 9/22-9/26/2020 (@MIN, @MIN, @KC, @KC, @KC) |
| Four-or-More Consecutive One-Run Games.....       | 5 - 9/22-9/26/2020 (@MIN, @MIN, @KC, @KC, @KC) |
| Five-or-More Consecutive One-Run Games.....       | 5 - 9/22-9/26/2020 (@MIN, @MIN, @KC, @KC, @KC) |
| Win Three-or-More Consecutive One-Run Games.....  | 3 - 8/11-8/13/2011 (CLE, BAL, BAL)             |
| Lose Three-or-More Consecutive One-Run Games..... | 4 - 9/22-9/25/2020 (@MIN, @MIN, @KC, @KC)      |
| Win 1-0 Game.....                                 | 4/8/2018 at CWS                                |
| Lose 1-0 Game.....                                | 8/17/2019 at TB (13 inn.)                      |

**COMEBACKS/LEADS LOST**

|                                                     |                                                                     |
|-----------------------------------------------------|---------------------------------------------------------------------|
| Comeback to Win, Trailing by Five Runs-or-More..... | 5 - 8/21/2020 at CLE (Trailed 5-0 after 3 inn., Won 10-5 in 9 inn.) |
| Lose After Leading by Five Runs-or-More.....        | 6 - 6/19/2019 at PIT (Led 7-1 after 2.5 inn., Lost 8-7 in 9 inn.)   |



# TIGERS RECORD BOOK

## INDIVIDUAL BATTING

### BATTING AVERAGE

|                                              |     |                      |         |
|----------------------------------------------|-----|----------------------|---------|
| Highest Average, Career (Min. 2000 AB).....  | 369 | Ty Cobb.....         | 1905-26 |
| Highest Average by Righthander, Season.....  | 403 | Harry Heilmann.....  | 1923    |
| Highest Average by Lefthander, Season.....   | 420 | Ty Cobb.....         | 1911    |
| Highest Average by Switchhitter, Season..... | 335 | Victor Martinez..... | 2014    |
| Highest Average by Rookie, Season.....       | 343 | Dale Alexander.....  | 1929    |

### GAMES PLAYED

|                                    |       |                        |                   |
|------------------------------------|-------|------------------------|-------------------|
| Most Games Played, Career.....     | 2,834 | Al Kaline.....         | 1953-74           |
| Most Games Played, Season.....     | 163   | Rocky Colavito.....    | 1961              |
| Most Consecutive Games Played..... | 511   | Charlie Gehringer..... | 9/3/1927-5/7/1931 |
| Most Games Played, Rookie.....     | 162   | Jake Wood.....         | 1961              |
| Most Seasons with Tigers.....      | 22    | Ty Cobb.....           | 1905-26           |
|                                    |       | Al Kaline.....         | 1953-74           |

### AT-BATS

|                                           |        |                             |                  |
|-------------------------------------------|--------|-----------------------------|------------------|
| Most At-Bats, Career.....                 | 10,586 | Ty Cobb.....                | 1905-26          |
| Most At-Bats by Righthander, Season.....  | 684    | Ian Kinsler.....            | 2014             |
| Most At-Bats by Lefthander, Season.....   | 643    | Lou Whitaker.....           | 1983             |
| Most At-Bats by Switchhitter, Season..... | 615    | Tito Fuentes.....           | 1977             |
| Most At-Bats by Rookie, Season.....       | 679    | Harvey Kuenn.....           | 1953             |
| Most At-Bats, No Hits, Doubleheader.....  | 13     | Brian Hunter (26 inn.)..... | 7/20/1998 at NYY |

### RUNS SCORED

|                                  |       |                                                                      |         |
|----------------------------------|-------|----------------------------------------------------------------------|---------|
| Most Runs, Career.....           | 2,087 | Ty Cobb.....                                                         | 1905-26 |
| Most Runs, Season.....           | 147   | Ty Cobb.....                                                         | 1911    |
| Most Runs by Rookie, Season..... | 128   | Roy Johnson.....                                                     | 1929    |
| Most Runs, Nine-Inning Game..... | 5     | Many players..... (last, Jeimer Candelario, 4/25/2018 at PIT, Gm. 1) |         |

### HITS

|                                                       |       |                        |                             |
|-------------------------------------------------------|-------|------------------------|-----------------------------|
| Most Hits, Career.....                                | 3,902 | Ty Cobb.....           | 1905-26                     |
| Most Hits by Pinch-Hitter, Career.....                | 107   | Gates Brown.....       | 1963-75                     |
| Most Hits by Righthander, Season.....                 | 237   | Harry Heilmann.....    | 1921                        |
| Most Hits by Lefthander, Season.....                  | 248   | Ty Cobb.....           | 1911                        |
| Most Hits by Switchhitter, Season.....                | 190   | Tito Fuentes.....      | 1977                        |
| Most Hits by Rookie, Season.....                      | 215   | Dale Alexander.....    | 1929                        |
| Most Hits by Pinch-Hitter, Season.....                | 19    | Bob Fothergill.....    | 1929                        |
| Most Hits by Righthanded Pinch-Hitter, Season.....    | 19    | Bob Fothergill.....    | 1929                        |
| Most Hits by Lefthanded Pinch-Hitter, Season.....     | 18    | Gates Brown.....       | 1968                        |
| Most Hits by Switch-Hitting Pinch-Hitter, Season..... | 12    | Johnny Neun.....       | 1926                        |
| Most Hits, Nine-Inning Game.....                      | 6     | Bill Nance.....        | 7/13/1901 at CLE            |
|                                                       |       | Ty Cobb.....           | 5/5/1925 at STL             |
|                                                       |       | George Kell.....       | 9/20/1946 at CLE            |
|                                                       |       | Damion Easley.....     | 8/8/2001 at TEX             |
|                                                       |       | Carlos Pena.....       | 5/27/2004 at KC             |
| Most Hits, Extra-Inning Game.....                     | 7     | Rocky Colavito.....    | 6/24/1962 vs. NYY (22 inn.) |
|                                                       |       | Cesar Gutierrez.....   | 6/21/1970 at CLE (12 inn.)  |
|                                                       |       | Walt Dropo (0 BB)..... | 7/14-7/15/1952              |
|                                                       |       | Ty Cobb.....           | 6/21/1970 at CLE (12 inn.)  |

### EXTRA-BASE HITS

|                                                   |       |                                                                  |         |
|---------------------------------------------------|-------|------------------------------------------------------------------|---------|
| Most Extra-Base Hits, Career.....                 | 1,062 | Ty Cobb.....                                                     | 1905-26 |
| Most Extra-Base Hits by Righthander, Season.....  | 103   | Hank Greenberg.....                                              | 1937    |
| Most Extra-Base Hits by Lefthander, Season.....   | 87    | Charlie Gehringer.....                                           | 1936    |
| Most Extra-Base Hits by Switchhitter, Season..... | 71    | Tony Clark.....                                                  | 1998    |
| Most Extra-Base Hits by Rookie, Season.....       | 83    | Dale Alexander.....                                              | 1929    |
| Most Extra-Base Hits, Game.....                   | 4     | Many players..... (last, Nicholas Castellanos, 8/19/2015 at GHC) |         |
| Most Extra-Base Hits, Inning.....                 | 2     | Many players..... (last, Ian Kinsler, 5/16/2016 vs. MIN)         |         |

### TOTAL BASES

|                                               |       |                      |                   |
|-----------------------------------------------|-------|----------------------|-------------------|
| Most Total Bases, Career.....                 | 5,472 | Ty Cobb.....         | 1905-26           |
| Most Total Bases by Righthander, Season.....  | 397   | Hank Greenberg.....  | 1937              |
| Most Total Bases by Lefthander, Season.....   | 367   | Ty Cobb.....         | 1911              |
| Most Total Bases by Switchhitter, Season..... | 317   | Victor Martinez..... | 2014              |
| Most Total Bases by Rookie, Season.....       | 363   | Dale Alexander.....  | 1929              |
| Most Total Bases, Game.....                   | 16    | Ty Cobb.....         | 5/5/1925 at STL   |
| Most Total Bases, Inning.....                 | 8     | Al Kaline.....       | 4/17/1955 vs. KC  |
|                                               |       | Magglio Ordoñez..... | 8/12/2007 vs. OAK |

### SINGLES

|                                           |       |                   |         |
|-------------------------------------------|-------|-------------------|---------|
| Most Singles, Career.....                 | 2,840 | Ty Cobb.....      | 1905-26 |
| Most Singles by Righthander, Season.....  | 167   | Harvey Kuenn..... | 1953    |
| Most Singles by Lefthander, Season.....   | 169   | Ty Cobb.....      | 1911    |
| Most Singles by Switchhitter, Season..... | 156   | Tito Fuentes..... | 1977    |
| Most Singles by Rookie, Season.....       | 167   | Harvey Kuenn..... | 1953    |

### DOUBLES

|                                           |     |                        |                   |
|-------------------------------------------|-----|------------------------|-------------------|
| Most Doubles, Career.....                 | 665 | Ty Cobb.....           | 1905-26           |
| Most Doubles by Righthander, Season.....  | 63  | Hank Greenberg.....    | 1934              |
| Most Doubles by Lefthander, Season.....   | 60  | Charlie Gehringer..... | 1936              |
| Most Doubles by Switchhitter, Season..... | 42  | Billy Rogell.....      | 1933              |
| Most Doubles by Rookie, Season.....       | 45  | Roy Johnson.....       | 1929              |
| Most Doubles, Game.....                   | 4   | Pop Dillon.....        | 4/25/1901 vs. MIL |
|                                           |     | Bill Bruton.....       | 5/19/1963 at WAS  |
|                                           |     | Bill Bruton.....       | 5/19/1963 at WAS  |
| Most Consecutive Doubles, Game.....       | 4   | Pop Dillon.....        | 4/25/1901 vs. MIL |
| Most Doubles, Inning.....                 | 2   | Tony Clark.....        | 8/22/1997 at MIL  |
|                                           |     | Robert Fick.....       | 5/29/2002 at CLE  |

# TIGERS RECORD BOOK



## TRIPLES

|                                           |     |                        |                 |
|-------------------------------------------|-----|------------------------|-----------------|
| Most Triples, Career.....                 | 286 | Ty Cobb.....           | 1905-26         |
| Most Triples by Righthander, Season.....  | 16  | Harry Heilmann.....    | 1924            |
|                                           |     | Hank Greenberg.....    | 1935            |
| Most Triples by Lefthander, Season.....   | 26  | Sam Crawford.....      | 1914            |
| Most Triples by Switchhitter, Season..... | 14  | Billy Lush.....        | 1903            |
|                                           |     | Lu Blue.....           | 1926            |
| Most Triples by Rookie, Season.....       | 17  | Charlie Gehringer..... | 1926            |
| Most Triples, Nine-Inning Game.....       | 3   | Charlie Gehringer..... | 8/5/1929 at WAS |

## HOME RUNS

|                                                   |                    |                        |                                          |
|---------------------------------------------------|--------------------|------------------------|------------------------------------------|
| Most Home Runs, Career.....                       | 399                | Al Kaline.....         | 1953-74                                  |
| Most Home Runs by Righthander, Season.....        | 58                 | Hank Greenberg.....    | 1938                                     |
| Most Home Runs by Lefthander, Season.....         | 41                 | Norm Cash.....         | 1961                                     |
| Most Home Runs by Switchhitter, Season.....       | 34                 | Tony Clark.....        | 1998                                     |
| Most Home Runs by Rookie, Season.....             | 35                 | Rudy York.....         | 1937                                     |
| Most Home Runs by Pinch-Hitter, Career.....       | 16                 | Gates Brown.....       | 1963-75                                  |
| Most Home Runs by Pinch-Hitter, Season.....       | 3                  | 12 times.....          | (last, Victor Martinez, 2016)            |
| Most Home Runs, Game.....                         | 3                  | 24 times.....          | (last, Victor Martinez, 6/16/2016 at KC) |
| Most Lead-Off Home Runs, Career.....              | 24                 | Curtis Granderson..... | 2004-09                                  |
| Most Lead-Off Home Runs, Season.....              | 8                  | Ian Kinsler.....       | 2016                                     |
| Most Inside-the-Park Home Runs, Career.....       | 47                 | Ty Cobb.....           | 1905-26                                  |
| Most Inside-the-Park Home Runs, Season.....       | 9                  | Ty Cobb.....           | 1909                                     |
| Most Home Runs at Home, Season.....               | 39                 | Hank Greenberg.....    | 1938                                     |
| Most Home Runs on the Road, Season.....           | 27                 | Rocky Colavito.....    | 1961                                     |
|                                                   |                    | Miguel Cabrera.....    | 2013                                     |
| Most Home Runs, Month.....                        | 18                 | Rudy York.....         | 8/1937                                   |
| Most Home Runs in April.....                      | 10                 | Cecil Fielder.....     | 1996                                     |
|                                                   |                    | Chris Shelton.....     | 2006                                     |
| Most Home Runs in May.....                        | 12                 | Willie Horton.....     | 1968                                     |
|                                                   |                    | Miguel Cabrera.....    | 2013                                     |
| Most Home Runs in June.....                       | 14                 | Norm Cash.....         | 1961                                     |
| Most Home Runs in July.....                       | 15                 | Hank Greenberg.....    | 1938                                     |
| Most Home Runs in August.....                     | 18                 | Rudy York.....         | 1937                                     |
| Most Home Runs in September.....                  | 16                 | Hank Greenberg.....    | 1946                                     |
| Most Games, Switch-Hitting Home Runs, Season..... | 3                  | Tony Clark.....        | 1998                                     |
| Most Home Runs, Opening Day.....                  | 3                  | Dmitri Young.....      | 4/4/2005 vs. KC                          |
| Most Home Runs, Doubleheader.....                 | 4                  | Charlie Maxwell.....   | 5/3/1959 vs. NYY                         |
|                                                   |                    | Rocky Colavito.....    | 8/27/1961 at WAS                         |
| Most Home Runs, Inning.....                       | 2                  | Al Kaline.....         | 4/17/1955 vs. KC (6th)                   |
|                                                   |                    | Magglio Ordoñez.....   | 8/12/2007 vs. OAK (2nd)                  |
| Most Consecutive Home Runs, Two Games.....        | 4                  | Hank Greenberg.....    | 7/26-7/27/1938 vs. WAS                   |
|                                                   |                    | Charlie Maxwell.....   | 5/3/1959 vs. NYY (DH)                    |
|                                                   |                    | Larry Herndon.....     | 5/16-5/18/1982 vs. MIN, vs. OAK          |
|                                                   |                    | Bobby Higginson.....   | 6/30-7/1/1997 vs. NYM                    |
| Most Consecutive Games with a Home Run.....       | 5                  | Rudy York.....         | 8/22-8/25/1937                           |
|                                                   |                    | Hank Greenberg.....    | 9/10-9/14/1940                           |
|                                                   |                    | Vic Wertz.....         | 7/27-8/1/1950                            |
|                                                   |                    | Willie Horton.....     | 8/29-9/1/1969                            |
|                                                   |                    | Marcus Thames.....     | 6/13-17/2008                             |
|                                                   |                    | Ty Cobb.....           | 5/5-5/6/1925 at STL                      |
| Most Home Runs, Consecutive Games.....            | 5                  | Lance Parrish.....     | 1977-86                                  |
| Most Extra-Inning Home Runs, Career.....          | 9                  | Charlie Maxwell.....   | 1960                                     |
| Most Extra-Inning Home Runs, Season.....          | 5                  | Ty Cobb.....           | 9/23/1905                                |
| Youngest Player to Hit a Home Run.....            | 18 years, 279 days | Ty Cobb.....           | 9/23/1905                                |
| Oldest Player to Hit a Home Run.....              | 42 years, 51 days  | Doc Cramer.....        | 9/11/1947                                |

## GRAND SLAMS

|                               |    |                     |                  |
|-------------------------------|----|---------------------|------------------|
| Most Grand Slams, Career..... | 10 | Hank Greenberg..... | 1930-46          |
|                               |    | Rudy York.....      | 1934-45          |
|                               |    | Cecil Fielder.....  | 1990-96          |
| Most Grand Slams, Season..... | 4  | Rudy York.....      | 1938             |
|                               |    | Jim Northrup.....   | 1968             |
| Most Grand Slams, Month.....  | 3  | Rudy York.....      | 5/1938           |
|                               |    | Hank Greenberg..... | 6/1968           |
| Most Grand Slams, Week.....   | 3  | Jim Northrup.....   | 6/24-6/29/1968   |
| Most Grand Slams, Game.....   | 2  | Jim Northrup.....   | 6/24/1968 at CLE |

## RUNS BATTED IN (since 1920)

|                                           |       |                      |                |
|-------------------------------------------|-------|----------------------|----------------|
| Most RBI, Career.....                     | 1,582 | Al Kaline.....       | 1953-74        |
| Most RBI by Righthander, Season.....      | 183   | Hank Greenberg.....  | 1937           |
| Most RBI by Lefthander, Season.....       | 132   | Vic Wertz.....       | 1949           |
|                                           |       | Norm Cash.....       | 1961           |
| Most RBI by Switchhitter, Season.....     | 117   | Tony Clark.....      | 1997           |
| Most RBI by Rookie, Season.....           | 137   | Dale Alexander.....  | 1929           |
| Most RBI in a Month.....                  | 50    | Rudy York.....       | 8/1937         |
| Most RBI in April.....                    | 28    | Miguel Cabrera.....  | 2013           |
| Most RBI in May.....                      | 43    | Ty Cobb.....         | 1925           |
| Most RBI in June.....                     | 47    | Hank Greenberg.....  | 1935           |
| Most RBI in July.....                     | 41    | Bob Fothergill.....  | 1927           |
| Most RBI in August.....                   | 50    | Rudy York.....       | 1937           |
| Most RBI in September.....                | 39    | Rudy York.....       | 1940           |
|                                           |       | Hank Greenberg.....  | 1946           |
| Most RBI Prior to the All-Star Break..... | 103   | Hank Greenberg.....  | 1935           |
| Most RBI After the All-Star Break.....    | 110   | Hank Greenberg.....  | 1937           |
| Most Consecutive Games with an RBI.....   | 12    | Mickey Cochrane..... | 7/31-8/12/1934 |
|                                           |       | Rudy York.....       | 9/11-9/20/1940 |



# TIGERS RECORD BOOK

|                     |   |                     |                   |
|---------------------|---|---------------------|-------------------|
| Most RBI, Game..... | 8 | Harry Heilmann..... | 7/26/1928 vs. NYY |
|                     |   | Jim Northrup.....   | 6/24/1968 at CLE  |
|                     |   | Jim Northrup.....   | 7/11/1973 vs. TEX |

## SACRIFICES

|                                                   |     |                       |            |
|---------------------------------------------------|-----|-----------------------|------------|
| Most Sacrifice Hits, Career.....                  | 327 | Donie Bush.....       | 1908-21    |
| Most Sacrifice Hits by Righthander, Season.....   | 43  | Germany Schaefer..... | 1908       |
| Most Sacrifice Hits by Lefthander, Season.....    | 36  | Bobby Veach.....      | 1922       |
| Most Sacrifice Hits by Switchhitter, Season.....  | 52  | Donie Bush.....       | 1909       |
| Most Sacrifice Hits by Rookie, Season.....        | 52  | Donie Bush.....       | 1909       |
| Most Sacrifice Flies, Career.....                 | 104 | Al Kaline.....        | 1953-74    |
| Most Sacrifice Flies by Righthander, Season.....  | 13  | Lance Parrish.....    | 1983       |
|                                                   |     | Travis Fryman.....    | 1994       |
| Most Sacrifice Flies by Lefthander, Season.....   | 11  | Rusty Staub.....      | 1976, 1978 |
| Most Sacrifice Flies by Switchhitter, Season..... | 8   | Carlos Guillen.....   | 2007       |
|                                                   |     | Victor Martinez.....  | 2013       |
| Most Sacrifice Flies by Rookie, Season.....       | 8   | Lou Whitaker.....     | 1978       |

## HIT BY PITCH

|                                                |     |                     |                   |
|------------------------------------------------|-----|---------------------|-------------------|
| Most Hit by Pitch, Career.....                 | 114 | Bill Freehan.....   | 1961-76           |
| Most Hit by Pitch by Righthander, Season.....  | 24  | Bill Freehan.....   | 1968              |
| Most Hit by Pitch by Lefthander, Season.....   | 17  | Heinie Manush.....  | 1923              |
|                                                |     | Prince Fielder..... | 2012              |
| Most Hit by Pitch by Switchhitter, Season..... | 11  | Dmitri Young.....   | 2003              |
| Most Hit by Pitch by Rookie, Season.....       | 17  | Heinie Manush.....  | 1923              |
| Most Hit by Pitch, Game.....                   | 3   | Bill Freehan.....   | 8/16/1968 at BOS  |
|                                                |     | Damon Easley.....   | 5/31/1999 at BOS  |
|                                                |     | Damon Easley.....   | 7/16/2002 vs. BOS |

## WALKS

|                                                |       |                     |                   |
|------------------------------------------------|-------|---------------------|-------------------|
| Most Walks, Career.....                        | 1,277 | Al Kaline.....      | 1953-74           |
| Most Walks by Righthander, Season.....         | 135   | Eddie Yost.....     | 1959              |
| Most Walks by Lefthander, Season.....          | 124   | Norm Cash.....      | 1961              |
| Most Walks by Switchhitter, Season.....        | 137   | Roy Cullenbine..... | 1947              |
| Most Walks by Rookie, Season.....              | 103   | Lu Blue.....        | 1921              |
| Most Consecutive Walks.....                    | 7     | Billy Rogell.....   | 8/17-8/19/1938    |
| Most Consecutive Games, One-or-More Walks..... | 22    | Roy Cullenbine..... | 7/2-7/22/1947     |
| Most Walks, Nine-Inning Game.....              | 5     | Kid Elberfeld.....  | 8/1/1902 vs. WAS  |
|                                                |       | Jo-Jo White.....    | 4/18/1935 vs. CWS |
|                                                |       | Billy Rogell.....   | 8/18/1938 vs. CWS |
| Most Intentional Walks, Career.....            | 164   | Miguel Cabrera..... | 2008-19           |
| Most Intentional Walks, Season.....            | 32    | Miguel Cabrera..... | 2010              |
| Most Intentional Walks, Game.....              | 3     | Jerry Priddy.....   | 9/22/1951 vs. CLE |
|                                                |       | Bill Freehan.....   | 6/2/1971 at MIN   |
|                                                |       | Miguel Cabrera..... | 8/15/2010 at CWS  |
|                                                |       | Miguel Cabrera..... | 4/25/2015 vs. CLE |

## STRIKEOUTS

|                                              |       |                        |                   |
|----------------------------------------------|-------|------------------------|-------------------|
| Most Strikeouts, Career.....                 | 1,220 | Miguel Cabrera.....    | 2008-20           |
| Most Strikeouts by Righthander, Season.....  | 182   | Cecil Fielder.....     | 1990              |
| Most Strikeouts by Lefthander, Season.....   | 174   | Curtis Granderson..... | 2006              |
| Most Strikeouts by Switchhitter, Season..... | 160   | Jeimer Candelario..... | 2018              |
| Most Strikeouts by Rookie, Season.....       | 170   | Austin Jackson.....    | 2010              |
| Fewest Strikeouts, Season.....               | 13    | George Cutshaw.....    | 1922              |
|                                              |       | Charlie Gehringer..... | 1936              |
|                                              |       | Doc Cramer.....        | 1943              |
|                                              |       | George Kell.....       | 1949              |
|                                              |       | Harvey Kuenn.....      | 1954              |
| Most Strikeouts, Nine-Inning Game.....       | 5     | Chet Laabs.....        | 10/2/1938 at CLE  |
|                                              |       | Danny Bautista.....    | 5/28/1995 vs. CWS |
|                                              |       | Craig Monroe.....      | 6/14/2007 vs. MIL |
|                                              |       | John Hicks.....        | 4/14/2019 at MIN  |

## GROUNDING INTO DOUBLE PLAYS

|                                                     |     |                       |                   |
|-----------------------------------------------------|-----|-----------------------|-------------------|
| Most Grounding into DP, Career.....                 | 271 | Al Kaline.....        | 1953-74           |
| Most Grounding into DP by Righthander, Season.....  | 29  | Jimmy Bloodworth..... | 1943              |
| Most Grounding into DP by Lefthander, Season.....   | 27  | Rusty Staub.....      | 1977              |
| Most Grounding into DP by Switchhitter, Season..... | 23  | Victor Martinez.....  | 2013              |
| Most Grounding into DP by Rookie, Season.....       | 23  | Dick Wakefield.....   | 1943              |
|                                                     |     | Sam Vico.....         | 1948              |
| Fewest Grounding into DP, Season.....               | 0   | Dick McAuliffe.....   | 1968              |
| Most Grounding into DP, Nine-Inning Game.....       | 4   | Goose Goslin.....     | 4/28/1934 vs. CLE |

## SLUGGING PERCENTAGE

|                                                          |     |                      |         |
|----------------------------------------------------------|-----|----------------------|---------|
| Highest Slugging Percentage, Career.....                 | 616 | Hank Greenberg.....  | 1930-46 |
| Highest Slugging Percentage by Righthander, Season.....  | 683 | Hank Greenberg.....  | 1938    |
| Highest Slugging Percentage by Lefthander, Season.....   | 662 | Norm Cash.....       | 1961    |
| Highest Slugging Percentage by Switchhitter, Season..... | 565 | Victor Martinez..... | 2014    |
| Highest Slugging Percentage by Rookie, Season.....       | 580 | Dale Alexander.....  | 1929    |

## ON-BASE PERCENTAGE

|                                                         |     |                     |         |
|---------------------------------------------------------|-----|---------------------|---------|
| Highest On-Base Percentage, Career.....                 | 434 | Ty Cobb.....        | 1905-26 |
| Highest On-Base Percentage by Righthander, Season.....  | 481 | Harry Heilmann..... | 1923    |
| Highest On-Base Percentage by Lefthander, Season.....   | 487 | Norm Cash.....      | 1961    |
| Highest On-Base Percentage by Switchhitter, Season..... | 443 | Tony Phillips.....  | 1993    |
| Highest On-Base Percentage by Rookie, Season.....       | 416 | Lu Blue.....        | 1921    |



**CLUB BATTING**

**BATTING AVERAGE**

|                                                              |          |                              |
|--------------------------------------------------------------|----------|------------------------------|
| Highest Average, Season .....                                | 316..... | 1921                         |
| Most Players Batting .300 or Over, Season (Min. 400 AB)..... | 5.....   | 1921, 1922, 1929, 1934, 2013 |
| Lowest Average, Season .....                                 | 231..... | 1904                         |

**AT-BATS**

|                                       |            |                   |
|---------------------------------------|------------|-------------------|
| Most At-Bats, Season .....            | 5,757..... | 2007              |
| Fewest At-Bats, Season.....           | 1,893..... | 2020              |
| Fewest At-Bats, Nine-Inning Game..... | 20.....    | 4/27/1915 vs. STL |

**RUNS SCORED**

|                                    |          |                                                                                        |
|------------------------------------|----------|----------------------------------------------------------------------------------------|
| Most Runs, Season .....            | 958..... | 1934                                                                                   |
| Fewest Runs, Season.....           | 249..... | 2020                                                                                   |
| Most Runs, Month .....             | 223..... | 8/1937                                                                                 |
| Most Runs, April .....             | 169..... | 1993                                                                                   |
| Most Runs, May.....                | 220..... | 1921                                                                                   |
| Most Runs, June.....               | 215..... | 1935                                                                                   |
| Most Runs, July.....               | 214..... | 1927                                                                                   |
| Most Runs, August.....             | 223..... | 1937                                                                                   |
| Most Runs, September.....          | 189..... | 1923                                                                                   |
| Most Runs, September/October ..... | 254..... | 1923                                                                                   |
| Most Runs, Game.....               | 21.....  | 9/15/1901 vs. CLE (8 inn.)<br>7/17/1908 at PHI<br>7/25/1920 vs. STL<br>7/1/1936 at CWS |

|                                                        |         |                                                                           |
|--------------------------------------------------------|---------|---------------------------------------------------------------------------|
| Most Runs, Extra-Inning Game.....                      | 17..... | 8/7/2020 at PIT (11 inn.)                                                 |
| Most Runs, Doubleheader .....                          | 36..... | 8/14/1937; 16-1, 20-7 vs. STL                                             |
| Most Runs, Shutout Game .....                          | 21..... | 9/15/1901 vs. CLE (8 inn.)                                                |
| Most Runs by Tigers in a Loss, Nine-Inning Game .....  | 15..... | 9/9/1921 at CWS                                                           |
| Most Runs by Tigers in a Loss, Extra-Inning Game ..... | 16..... | 9/14/1998 vs. CWS (12 inn.)                                               |
| Most Runs by Both Clubs, Game.....                     | 35..... | 9/9/1921; DET 15 at CWS 20<br>4/24/1996; DET 11 vs. MIN 24                |
| Most Runs, Inning.....                                 | 13..... | 6/17/1925 at NYY (6th)<br>8/8/2001 at TEX (9th)<br>6/17/1925 at NYY (6th) |
| Most Runs, Start of an Inning, None Out.....           | 11..... | 6/17/1925 at NYY (6th)                                                    |

**HITS**

|                                                             |            |                                                          |
|-------------------------------------------------------------|------------|----------------------------------------------------------|
| Most Hits, Season .....                                     | 1,724..... | 1921                                                     |
| Fewest Hits, Season.....                                    | 463.....   | 2020                                                     |
| Most Players with 200-or-More Hits, Season .....            | 4.....     | 1937                                                     |
| Most Games Held Hitless, Season.....                        | 2.....     | 1967, 1973                                               |
| Most Hits, Nine-Inning Game.....                            | 27.....    | 7/17/1908 at PHA<br>9/29/1928 vs. NYY<br>5/27/2004 at KC |
| Most Hits by Both Clubs, Nine-Inning Game .....             | 44.....    | 9/29/1928; DET 27 vs. NYY 17                             |
| Most Hits by Pinch-Hitters, Game .....                      | 4.....     | 4/22/1953 vs. CWS                                        |
| Most Consecutive Hits, Game .....                           | 10.....    | 9/20/1983 vs. BAL. (1st, 1BB)                            |
| Fewest Hits, Game.....                                      | 0.....     | 14 times (last, 9/29/2013 at MIA)                        |
| Most Players with Four-or-More Hits, Nine-Inning Game ..... | 3.....     | many times (last, 5/27/2004 at KC)                       |

**EXTRA-BASE HITS**

|                                      |          |      |
|--------------------------------------|----------|------|
| Most Extra-Base Hits, Season .....   | 579..... | 2007 |
| Fewest Extra-Base Hits, Season ..... | 152..... | 2020 |

**TOTAL BASES**

|                                 |            |      |
|---------------------------------|------------|------|
| Most Total Bases, Season.....   | 2,635..... | 2007 |
| Fewest Total Bases, Season..... | 751.....   | 2020 |

**SINGLES**

|                             |            |                                     |
|-----------------------------|------------|-------------------------------------|
| Most Singles, Season.....   | 1,298..... | 1921                                |
| Fewest Singles, Season..... | 311.....   | 2020                                |
| Most Singles, Game.....     | 21.....    | 6/13/1934 at BOS<br>7/1/1936 at CWS |

**DOUBLES**

|                              |          |                                       |
|------------------------------|----------|---------------------------------------|
| Most Doubles, Season.....    | 352..... | 2007                                  |
| Fewest Doubles, Season ..... | 78.....  | 2020                                  |
| Most Doubles, Game.....      | 10.....  | 7/14/1934 vs. NYY<br>7/10/1935 at WAS |

**TRIPLES**

|                             |          |                   |
|-----------------------------|----------|-------------------|
| Most Triples, Season.....   | 101..... | 1913              |
| Fewest Triples, Season..... | 12.....  | 2020              |
| Most Triples, Game.....     | 6.....   | 6/17/1922 vs. NYY |

**HOME RUNS**

|                                                     |          |                  |
|-----------------------------------------------------|----------|------------------|
| Most Home Runs, Season.....                         | 225..... | 1987             |
| Fewest Home Runs, Season .....                      | 10.....  | 1906             |
| Most Home Runs, April.....                          | 41.....  | 1996             |
| Most Home Runs, May.....                            | 44.....  | 1962, 1994       |
| Most Home Runs, June.....                           | 48.....  | 1987             |
| Most Home Runs, July.....                           | 45.....  | 1973             |
| Most Home Runs, August.....                         | 49.....  | 1937             |
| Most Home Runs, September.....                      | 45.....  | 1999             |
| Most Home Runs at Home, Season .....                | 125..... | 1987             |
| Most Home Runs on the Road, Season .....            | 122..... | 2006             |
| Most Lead Off Home Runs, Season .....               | 8.....   | 2007, 2009, 2016 |
| Most Extra-Inning Home Runs, Season .....           | 7.....   | 1960, 1966, 1984 |
| Most Inside-the-Park Home Runs, Season .....        | 17.....  | 1901, 1909       |
| Most Home Runs by Pinch-Hitters, Season.....        | 8.....   | 1971             |
| Most Home Runs by Pitchers, Season.....             | 8.....   | 1957             |
| Most Players with 40 or More Home Runs, Season..... | 2.....   | 1961             |



# TIGERS RECORD BOOK

|                                               |    |                                                                                                                                |
|-----------------------------------------------|----|--------------------------------------------------------------------------------------------------------------------------------|
| Most Home Runs, Game .....                    | 8  | twice (last, 6/18/2006 at CHC)                                                                                                 |
| Most Home Runs by Both Clubs, Game.....       | 12 | twice (last, 7/2/2002; DET 6 at CWS 6)                                                                                         |
| Most Home Runs, Start of Game .....           | 2  | 8/5/1986 vs. CLE<br>6/3/2002 vs. BOS<br>9/28/2004 vs. CWS                                                                      |
| Most Consecutive Games with a Home Run .....  | 25 | 5/25-6/19/1994                                                                                                                 |
| Most Home Runs, Two Consecutive Games .....   | 12 | 4/5-4/6/2006                                                                                                                   |
| Most Home Runs, Three Consecutive Games ..... | 15 | 4/3-4/6/2006                                                                                                                   |
| Most Home Runs, Inning .....                  | 4  | 6/23/1950 vs. NYY (4th)<br>7/29/1974 at CLE (1st)<br>9/10/1986 vs. MIL (4th)<br>6/1/2013 at BAL (4th)<br>8/8/2020 at PIT (1st) |
| Most Home Runs by Both Clubs, Inning.....     | 5  | 6/23/1950; DET 4 vs. NYY 1                                                                                                     |
| Most Consecutive Home Runs, Inning.....       | 3  | 15 times (last, 8/8/2002 at PIT; 1st)                                                                                          |

## GRAND SLAMS

|                                |    |                                                           |
|--------------------------------|----|-----------------------------------------------------------|
| Most Grand Slams, Season ..... | 10 | 1938                                                      |
| Most Grand Slams, Game .....   | 2  | 6/11/1954 at PHI<br>6/24/1968 at CLE<br>5/15/2009 vs. OAK |
| Most Grand Slams, Inning.....  | 1  | Many times                                                |

## RUNS BATTED IN (since 1920)

|                         |     |      |
|-------------------------|-----|------|
| Most RBI, Season .....  | 873 | 1937 |
| Fewest RBI, Season..... | 242 | 2020 |

## SACRIFICES

|                                                   |     |                                                                                                                       |
|---------------------------------------------------|-----|-----------------------------------------------------------------------------------------------------------------------|
| Most Sacrifice Hits, Season .....                 | 257 | 1923                                                                                                                  |
| Fewest Sacrifice Hits, Season.....                | 1   | 2020                                                                                                                  |
| Most Sacrifice Hits, Game .....                   | 7   | 8/24/1909 vs. PHA<br>9/17/1909 at PHA<br>7/7/1921 at CWS<br>6/8/1922 vs. PHI<br>7/29/1922 vs. PHI<br>9/25/1925 at BOS |
| Most Sacrifice Hits, Inning .....                 | 3   | 7/12/1970 vs. BAL (2nd)                                                                                               |
| Most Sacrifice Flies, Season (since 1954).....    | 61  | 2014                                                                                                                  |
| Fewest Sacrifice Flies, Season (since 1954) ..... | 14  | 2020                                                                                                                  |
| Most Sacrifice Flies, Game.....                   | 4   | 6/10/1985 vs. BAL                                                                                                     |

## HIT BY PITCH

|                                           |    |                  |
|-------------------------------------------|----|------------------|
| Most Hit by Pitch, Season .....           | 82 | 1999             |
| Fewest Hit by Pitch, Season .....         | 9  | 1945             |
| Most Hit by Pitch, Game (since 1954)..... | 5  | 8/11/1965 vs. KC |

## WALKS

|                                                             |     |                                   |
|-------------------------------------------------------------|-----|-----------------------------------|
| Most Walks, Season .....                                    | 765 | 1993                              |
| Fewest Walks, Season.....                                   | 147 | 2020                              |
| Most Intentional Walks, Season (since 1954) .....           | 70  | 1971                              |
| Fewest Intentional Walks, Season (since 1954).....          | 1   | 2020                              |
| Most Walks, Nine-Inning Game.....                           | 18  | 5/9/1916 at PHI                   |
| Most Intentional Walks, Nine-Inning Game (since 1954) ..... | 4   | six times, last, 8/15/2010 at CWS |

## STRIKEOUTS

|                                                          |       |                                                                                                                           |
|----------------------------------------------------------|-------|---------------------------------------------------------------------------------------------------------------------------|
| Most Strikeouts, Season .....                            | 1,595 | 2019                                                                                                                      |
| Fewest Strikeouts, Season .....                          | 287   | 1902                                                                                                                      |
| Most Strikeouts, Nine-Inning Game .....                  | 20    | 9/18/1996 vs. BOS<br>5/11/2016 at WSH<br>4/28/2019 at CWS                                                                 |
| Most Strikeouts, Extra-Inning Game.....                  | 24    | 8/17/2019 at TB (13 inn.)                                                                                                 |
| Most Strikeouts, Inning .....                            | 4     | 5/14/1994 at CLE (9th)<br>7/21/1997 vs. CWS (7th)<br>8/15/1999 vs. ANA (1st)<br>8/25/2011 at TB (3rd)<br>9/8/1979 vs. NYY |
| Most Strikeouts by Pinch-Hitters, Nine-Inning Game ..... | 5     |                                                                                                                           |

## GROUNDING INTO DOUBLE PLAYS

|                                       |     |      |
|---------------------------------------|-----|------|
| Most Grounding into DP, Season.....   | 164 | 1949 |
| Fewest Grounding into DP, Season..... | 42  | 2020 |

## SLUGGING PERCENTAGE

|                                           |      |      |
|-------------------------------------------|------|------|
| Highest Slugging Percentage, Season ..... | .458 | 2007 |
| Lowest Slugging Percentage, Season .....  | .292 | 1904 |

## ON-BASE PERCENTAGE

|                                          |      |      |
|------------------------------------------|------|------|
| Highest On-Base Percentage, Season ..... | .385 | 1921 |
| Lowest On-Base Percentage, Season .....  | .282 | 1904 |

## INDIVIDUAL BASERUNNING

### STOLEN BASES

|                                                        |     |             |                   |
|--------------------------------------------------------|-----|-------------|-------------------|
| Most Stolen Bases, Career .....                        | 865 | Ty Cobb     | 1905-26           |
| Most Stolen Bases, Season .....                        | 96  | Ty Cobb     | 1915              |
| Most Stolen Bases by Rookie, Season.....               | 53  | Donie Bush  | 1909              |
| Most Consecutive Stolen Bases, No Caught Stealing..... | 27  | Ron LeFlore | 1978              |
| Most Stolen Bases, Game .....                          | 5   | Johnny Neun | 7/29/1927 vs. NYY |

### STEALS OF HOME

|                                     |    |         |         |
|-------------------------------------|----|---------|---------|
| Most Times Stole Home, Career.....  | 50 | Ty Cobb | 1905-26 |
| Most Times Stole Home, Season ..... | 8  | Ty Cobb | 1912    |

### CAUGHT STEALING

|                                             |    |         |      |
|---------------------------------------------|----|---------|------|
| Most Caught Stealing, Season .....          | 38 | Ty Cobb | 1915 |
| Most Caught Stealing by Rookie, Season..... | 17 | Lu Blue | 1921 |





## CLUB BASERUNNING

### STOLEN BASES

|                                                         |          |                        |
|---------------------------------------------------------|----------|------------------------|
| Most Stolen Bases, Season .....                         | 280..... | 1909                   |
| Fewest Stolen Bases, Season .....                       | 17.....  | 1972                   |
| Most Players with 20-or-More Stolen Bases, Season ..... | 6.....   | 1906, 1910, 1911, 1914 |

### CAUGHT STEALING

|                                      |          |                        |
|--------------------------------------|----------|------------------------|
| Most Caught Stealing, Season .....   | 154..... | 1914                   |
| Fewest Caught Stealing, Season ..... | 6.....   | 2020                   |
| Most Caught Stealing, Inning .....   | 3.....   | 8/3/1914 vs. NYY (2nd) |

### LEFT ON BASE

|                                   |            |      |
|-----------------------------------|------------|------|
| Most Left On Base, Season .....   | 1,312..... | 1993 |
| Fewest Left On Base, Season ..... | 337.....   | 2020 |

## INDIVIDUAL PITCHING

### GAMES WON

|                                                   |          |                       |                |
|---------------------------------------------------|----------|-----------------------|----------------|
| Most Games Won, Career.....                       | 222..... | Hooks Daus.....       | 1912-26        |
| Most Games Won by Righthander, Season .....       | 31.....  | Denny McLain.....     | 1968           |
| Most Games Won by Lefthander, Season .....        | 29.....  | Hal Newhouser.....    | 1944           |
| Most Games Won as Relief Pitcher, Season .....    | 17.....  | John Hiller.....      | 1974           |
| Most Games Won by Rookie, Season .....            | 24.....  | Ed Summers.....       | 1908           |
| Most Games Won by Rookie in Relief, Season .....  | 11.....  | Mike Henneman.....    | 1987           |
| Most Years Winning 20-or-More Games .....         | 5.....   | George Mullin.....    | 1902-13        |
| Most Consecutive Games Won, Season .....          | 16.....  | Schoolboy Rowe.....   | 6/15-8/26/1934 |
| Most Consecutive Starts Won, Season .....         | 12.....  | Justin Verlander..... | 7/21-9/18/2011 |
| Most Consecutive Home Wins, Start of Season ..... | 9.....   | Brian Moehler.....    | 4/19-7/16/1998 |

### GAMES LOST

|                                                  |          |                       |               |
|--------------------------------------------------|----------|-----------------------|---------------|
| Most Games Lost, Career.....                     | 182..... | Hooks Daus.....       | 1912-26       |
| Most Games Lost by Righthander, Season .....     | 23.....  | George Mullin.....    | 1904          |
| Most Games Lost by Lefthander, Season .....      | 21.....  | Mickey Lolich.....    | 1974          |
| Most Games Lost as Reliever, Season .....        | 14.....  | Mike Maroth.....      | 2003          |
| Most Games Lost by Rookie, Season .....          | 19.....  | John Hiller.....      | 1974          |
| Most Games Lost by Rookie Reliever, Season ..... | 8.....   | Jeremy Bonderman..... | 2003          |
| Most Consecutive Games Lost, Season .....        | 13.....  | Jim Middleton.....    | 1921          |
|                                                  |          | Spencer Turnbull..... | 6/5-9/29/2019 |

### WINNING PERCENTAGE

|                                                              |           |                           |         |
|--------------------------------------------------------------|-----------|---------------------------|---------|
| Highest Winning Percentage, Career (min. 100 decisions)..... | .701..... | Max Scherzer (82-35)..... | 2010-14 |
| Highest Winning Percentage by Righthander, Season .....      | .875..... | Max Scherzer (21-3).....  | 2013    |
| Highest Winning Percentage by Lefthander, Season .....       | .763..... | Hal Newhouser (29-9)..... | 1944    |
| Highest Winning Percentage by Rookie, Season .....           | .733..... | George Gill (11-4).....   | 1937    |
|                                                              |           | Eric King (11-4).....     | 1986    |

### EARNED RUN AVERAGE

|                                         |           |                 |      |
|-----------------------------------------|-----------|-----------------|------|
| Lowest ERA by Righthander, Season ..... | 1.64..... | Ed Summers..... | 1908 |
| Lowest ERA by Lefthander, Season .....  | 1.71..... | Ed Killian..... | 1909 |
| Lowest ERA by Rookie, Season .....      | 1.64..... | Ed Summers..... | 1908 |

### GAMES PITCHED

|                                                 |          |                    |                  |
|-------------------------------------------------|----------|--------------------|------------------|
| Most Games Pitched, Career.....                 | 545..... | John Hiller.....   | 1965-70, 1972-80 |
| Most Seasons as a Tigers Pitcher .....          | 16.....  | Tommy Bridges..... | 1930-43, 1945-46 |
| Most Games Pitched by Righthander, Season ..... | 75.....  | Jose Valverde..... | 2011             |
| Most Games Pitched by Lefthander, Season .....  | 88.....  | Mike Myers.....    | 1997             |
| Most Games Pitched by Rookie, Season .....      | 88.....  | Sean Runyan.....   | 1998             |
|                                                 |          | Sean Runyan.....   | 1998             |

### GAMES STARTED

|                                                    |          |                       |                     |
|----------------------------------------------------|----------|-----------------------|---------------------|
| Most Games Started, Career.....                    | 459..... | Mickey Lolich.....    | 1963-75             |
| Most Games Started by Righthander, Season .....    | 44.....  | George Mullin.....    | 1904                |
| Most Games Started by Lefthander, Season .....     | 45.....  | Mickey Lolich.....    | 1971                |
| Most Games Started by Rookie, Season .....         | 37.....  | Herm Pillette.....    | 1922                |
| Most Games Started, None Complete, Season .....    | 34.....  | Mike Maroth.....      | 2005                |
|                                                    |          | Jeremy Bonderman..... | 2006                |
|                                                    |          | Justin Verlander..... | 2013                |
| Most Consecutive Games Started, No Victories ..... | 17.....  | Adam Bernero.....     | 6/15/2002-5/25/2003 |

### COMPLETE GAMES

|                                                  |          |                    |         |
|--------------------------------------------------|----------|--------------------|---------|
| Most Complete Games, Career.....                 | 336..... | George Mullin..... | 1902-13 |
| Most Complete Games by Righthander, Season ..... | 42.....  | George Mullin..... | 1904    |
| Most Complete Games by Lefthander, Season .....  | 33.....  | Ed Killian.....    | 1905    |
| Most Complete Games by Rookie, Season .....      | 35.....  | Roscoe Miller..... | 1901    |

### SHUTOUTS

|                                            |             |                        |                             |
|--------------------------------------------|-------------|------------------------|-----------------------------|
| Most Shutouts, Career.....                 | 39.....     | Mickey Lolich.....     | 1963-75                     |
| Most Shutouts Losses, Career.....          | 36.....     | Mickey Lolich.....     | 1963-75                     |
| Most Shutouts by Righthander, Season ..... | 9.....      | Denny McLain.....      | 1969                        |
| Most Shutouts by Lefthander, Season .....  | 8.....      | Ed Killian.....        | 1905                        |
|                                            |             | Hal Newhouser.....     | 1945                        |
| Most Shutouts by Rookie, Season .....      | 5.....      | Ed Summers.....        | 1908                        |
| Most Shutout Losses, Season .....          | 7.....      | Wild Bill Donovan..... | 1903                        |
|                                            |             | Mickey Lolich.....     | 1975                        |
| Longest Shutout.....                       | 18 inn..... | Ed Summers.....        | 7/16/1909 vs. WAS (0-0 tie) |

### SAVES (since 1969)

|                                         |          |                     |                    |
|-----------------------------------------|----------|---------------------|--------------------|
| Most Saves, Career.....                 | 235..... | Todd Jones.....     | 1997-2001, 2006-08 |
| Most Saves by Righthander, Season ..... | 49.....  | Jose Valverde.....  | 2011               |
| Most Saves by Lefthander, Season .....  | 38.....  | John Hiller.....    | 1973               |
| Most Saves by Rookie, Season .....      | 14.....  | Chuck Seelbach..... | 1972               |
| Most Saves, Consecutive, Season.....    | 49.....  | Jose Valverde.....  | 4/3-9/28/2011      |



# TIGERS RECORD BOOK

|                                                      |                                  |
|------------------------------------------------------|----------------------------------|
| Most Consecutive Appearances with a Save.....10..... | John Hiller.....6/26-7/10/1973   |
|                                                      | Todd Jones.....5/10-5/27/2006    |
|                                                      | Jose Valverde.....7/24-8/13/2011 |

## INNINGS PITCHED

|                                                            |                           |
|------------------------------------------------------------|---------------------------|
| Most Innings Pitched, Career.....3,394.0.....              | George Mullin.....1902-13 |
| Most Innings Pitched by Righthander, Season.....382.1..... | George Mullin.....1904    |
| Most Innings Pitched by Lefthander, Season.....376.0.....  | Mickey Lolich.....1971    |
| Most Innings Pitched by Rookie, Season.....332.0.....      | Roscoe Miller.....1901    |

## HITS ALLOWED

|                                                       |                                       |
|-------------------------------------------------------|---------------------------------------|
| Most Hits Allowed, Career.....3,407.....              | Hooks Dauss.....1912-26               |
| Most Hits Allowed by Righthander, Season.....346..... | George Mullin.....1907                |
| Most Hits Allowed by Lefthander, Season.....336.....  | Mickey Lolich.....1971                |
| Most Hits Allowed by Rookie, Season.....339.....      | Roscoe Miller.....1901                |
| Most Hits Allowed, Game.....26.....                   | Aloysius Travers.....5/18/1912 at PHI |

## RUNS ALLOWED

|                                                       |                                          |
|-------------------------------------------------------|------------------------------------------|
| Most Runs Allowed, Career.....1,594.....              | Hooks Dauss.....1912-26                  |
| Most Runs Allowed by Righthander, Season.....168..... | Roscoe Miller.....1901                   |
| Most Runs Allowed by Lefthander, Season.....166.....  | Ed Siever.....1901                       |
| Most Runs Allowed by Rookie, Season.....168.....      | Roscoe Miller.....1901                   |
| Most Runs Allowed, Game.....24.....                   | Aloysius Travers.....5/18/1912 at PHI    |
| Most Runs Allowed, Inning.....11.....                 | Vic Sorrell.....7/26/1928 vs. NYY (12th) |

## EARNED RUNS ALLOWED

|                                                              |                           |
|--------------------------------------------------------------|---------------------------|
| Most Earned Runs Allowed, Career.....1,289.....              | Mickey Lolich.....1963-75 |
| Most Earned Runs Allowed by Righthander, Season.....137..... | Joe Coleman.....1974      |
| Most Earned Runs Allowed by Lefthander, Season.....142.....  | Mickey Lolich.....1974    |
| Most Earned Runs Allowed by Rookie, Season.....109.....      | Roscoe Miller.....1901    |

## SINGLES ALLOWED

|                                          |                                        |
|------------------------------------------|----------------------------------------|
| Most Singles Allowed, Game.....18.....   | Ed Lafitte.....5/22/1911 vs. WSH       |
| Most Singles Allowed, Inning.....10..... | Elden Auker.....9/29/1935 at CWS (2nd) |

## DOUBLES ALLOWED

|                                       |                                     |
|---------------------------------------|-------------------------------------|
| Most Doubles Allowed, Game.....8..... | Edward LaFitte.....10/8/1911 at STL |
|                                       | Skinny Graham.....7/21/1929 vs. PHI |
|                                       | Earl Whitehill.....4/21/1929 at STL |

## TRIPLES ALLOWED

|                                         |                                          |
|-----------------------------------------|------------------------------------------|
| Most Triples Allowed, Game.....6.....   | Aloysius Travers.....5/18/1912 at PHI    |
| Most Triples Allowed, Inning.....4..... | Firpo Marberry.....5/6/1934 at BOS (4th) |

## HOME RUNS ALLOWED

|                                                           |                                |
|-----------------------------------------------------------|--------------------------------|
| Most Home Runs Allowed, Career.....329.....               | Mickey Lolich.....1963-75      |
| Most Home Runs Allowed by Righthander, Season.....42..... | Denny McLain.....1966          |
| Most Home Runs Allowed by Lefthander, Season.....39.....  | Matthew Boyd.....2019          |
| Most Home Runs Allowed by Rookie, Season.....29.....      | Jerry Ujdr.....1982            |
| Most Home Runs Allowed, Game.....5.....                   | Don Mossi.....6/23/1961 at CLE |

|                                           |                                              |
|-------------------------------------------|----------------------------------------------|
|                                           | Jeff Weaver.....7/24/1999 vs. BOS            |
|                                           | Nate Robertson.....8/20/2008 at TEX          |
|                                           | Shane Greene.....5/30/2015 at LAA            |
|                                           | Anibal Sanchez.....8/6/2017 at BAL           |
| Most Grand Slams Allowed, Game.....2..... | Jack Morris.....8/7/1984 at BOS              |
|                                           | Daniel Schlereth.....6/28/2011 vs. NYM       |
| Most Home Runs Allowed, Inning.....4..... | Justin Verlander.....6/16/2016 vs. CLE (5th) |

## HIT BATSMEN

|                                                      |                                                             |
|------------------------------------------------------|-------------------------------------------------------------|
| Most Hit Batsmen, Career.....221.....                | Hooks Dauss.....1912-26                                     |
| Most Hit Batsmen by Righthander, Season.....123..... | Howard Ehmke.....1922                                       |
| Most Hit Batsmen by Lefthander, Season.....20.....   | Harry Coveleski.....1915                                    |
| Most Hit Batsmen by Rookie, Season.....20.....       | Ed Summers.....1908                                         |
| Most Hit Batsmen, Game.....4.....                    | Earl Whitehill.....4/16/1924 vs. CLE                        |
|                                                      | Frank Lary.....7/21/1960 vs. WAS                            |
| Most Hit Batsmen, Inning.....2.....                  | Many pitchers.....(last, Joe Jimenez, 9/2/2020 at MIL, 7th) |

## WALKS

|                                                         |                           |
|---------------------------------------------------------|---------------------------|
| Most Walks, Career.....1,227.....                       | Hal Newhouser.....1939-53 |
| Most Walks by Righthander, Season.....158.....          | Joe Coleman.....1974      |
| Most Walks by Lefthander, Season.....137.....           | Hal Newhouser.....1941    |
| Most Walks by Rookie, Season.....108.....               | Tommy Bridges.....1931    |
|                                                         | Rufe Gentry.....1944      |
| Most Intentional Walks, Season (since 1955).....19..... | John Hiller.....1974      |

## STRIKEOUTS

|                                                                        |                                                               |
|------------------------------------------------------------------------|---------------------------------------------------------------|
| Most Strikeouts, Career.....2,679.....                                 | Mickey Lolich.....1963-75                                     |
| Most Strikeouts by Righthander, Season.....280.....                    | Denny McLain.....1968                                         |
| Most Strikeouts by Lefthander, Season.....308.....                     | Mickey Lolich.....1971                                        |
| Most Strikeouts by Rookie Righthander, Season.....146.....             | Spencer Turnbull.....2019                                     |
| Most Strikeouts by Rookie Lefthander, Season.....156.....              | Les Cain.....1970                                             |
| Most Strikeouts, Nine-Inning Game.....17.....                          | Anibal Sanchez.....4/26/2013 vs. ATL                          |
| Most Strikeouts by Reliever, Game.....14.....                          | Denny McLain.....6/15/1965 vs. BOS                            |
| Most Strikeouts, Inning.....3.....                                     | Many pitchers.....(last, Daniel Norris, 9/25/2020 at KC, 6th) |
| Most Consecutive Strikeouts, Game.....9.....                           | Doug Fister.....9/27/2012 vs. KC                              |
|                                                                        | Tyler Alexander.....8/2/2020 vs. CIN (Gm. 1)                  |
|                                                                        | Tyler Alexander.....8/2/2020 vs. CIN (Gm. 1)                  |
| Most Consecutive Strikeouts by Reliever, Game.....9.....               | John Hiller.....8/6/1968 vs. CLE                              |
| Most Consecutive Strikeouts from Start of Game.....6.....              | Justin Verlander.....2005-17                                  |
| Most Strikeouts Per Nine Innings, Career (min. 1,500 IP).....8.51..... |                                                               |

## WILD PITCHES

|                                                      |                                       |
|------------------------------------------------------|---------------------------------------|
| Most Wild Pitches, Career.....155.....               | Jack Morris.....1977-90               |
| Most Wild Pitches by Righthander, Season.....24..... | Jack Morris.....1987                  |
| Most Wild Pitches by Lefthander, Season.....14.....  | Mickey Lolich.....1969, 1970          |
| Most Wild Pitches by Rookie, Season.....13.....      | George Mullin.....1902                |
| Most Wild Pitches, Game.....5.....                   | Charles Wheatley.....9/27/1912 at CLE |
|                                                      | Jack Morris.....8/3/1987 vs. KC       |



**BALKS**

|                         |         |                                                         |                        |
|-------------------------|---------|---------------------------------------------------------|------------------------|
| Most Balks, Career..... | 23..... | Jack Morris.....                                        | 1977-90                |
| Most Balks, Season..... | 11..... | Jack Morris.....                                        | 1988                   |
| Most Balks, Game.....   | 3.....  | Many pitchers ... (last, Don Heinkel, 5/3/1988 vs. OAK) |                        |
| Most Balks, Inning..... | 3.....  | Don Heinkel.....                                        | 5/3/1988 vs. OAK (6th) |

**CLUB PITCHING**

**EARNED RUN AVERAGE**

|                          |           |      |
|--------------------------|-----------|------|
| Lowest ERA, Season.....  | 2.26..... | 1909 |
| Highest ERA, Season..... | 6.38..... | 1996 |

**COMPLETE GAMES**

|                                    |          |                  |
|------------------------------------|----------|------------------|
| Most Complete Games, Season.....   | 143..... | 1904             |
| Fewest Complete Games, Season..... | 0.....   | 2018, 2019, 2020 |

**SHUTOUTS**

|                                               |         |                                |
|-----------------------------------------------|---------|--------------------------------|
| Most Shutouts, Season.....                    | 20..... | 1917, 1944, 1969               |
| Fewest Shutouts, Season.....                  | 1.....  | 1994, 2020                     |
| Most Consecutive Shutouts, Season.....        | 3.....  | 7/26-7/29/1910, 7/30-7/31/1949 |
| Most Consecutive Shutout Innings, Season..... | 30..... | 1910, 1917                     |

**SAVES (since 1969)**

|                           |         |      |
|---------------------------|---------|------|
| Most Saves, Season.....   | 52..... | 2011 |
| Fewest Saves, Season..... | 11..... | 2020 |

**INNINGS PITCHED**

|                                                     |             |                                          |
|-----------------------------------------------------|-------------|------------------------------------------|
| Most Innings Pitched, Season.....                   | 1489.2..... | 1968                                     |
| Fewest Innings Pitched, Season.....                 | 492.1.....  | 2020                                     |
| Most Pitchers with 300-or-More Innings, Season..... | 2.....      | 1903, 1904, 1905, 1907, 1914, 1915, 1944 |

**HITS ALLOWED**

|                                          |            |                        |
|------------------------------------------|------------|------------------------|
| Most Hits Allowed, Season.....           | 1,699..... | 1996                   |
| Fewest Hits Allowed, Season.....         | 511.....   | 2020                   |
| Most Hits Allowed, Nine-Inning Game..... | 27.....    | 6/18/1953 at BOS       |
| Most Hits Allowed, Inning.....           | 14.....    | 6/18/1953 at BOS (7th) |
| Most No-Hit Games, Season.....           | 2.....     | 1952                   |

**RUNS ALLOWED**

|                                           |            |                             |
|-------------------------------------------|------------|-----------------------------|
| Most Runs Allowed, Season.....            | 1,103..... | 1996                        |
| Fewest Runs Allowed, Season.....          | 308.....   | 2020                        |
| Most Runs Allowed, Game.....              | 26.....    | 9/9/2004 vs. KC             |
| Most Runs Allowed, Extra-Inning Game..... | 17.....    | 9/14/1998 vs. CWS (12 inn.) |
| Most Runs Allowed, Inning.....            | 17.....    | 6/18/1953 at BOS (7th)      |

**EARNED RUNS ALLOWED**

|                                                  |            |                                              |
|--------------------------------------------------|------------|----------------------------------------------|
| Most Earned Runs Allowed, Season.....            | 1,015..... | 1996                                         |
| Fewest Earned Runs Allowed, Season.....          | 308.....   | 2020                                         |
| Most Earned Runs Allowed, Game.....              | 24.....    | 9/9/2004 vs. KC                              |
| Most Earned Runs Allowed, Extra-Inning Game..... | 15.....    | three times (last, 5/8/2004 at TEX, 10 inn.) |
| Most Earned Runs Allowed, Inning.....            | 17.....    | 6/18/1953 at BOS (7th)                       |

**SINGLES, DOUBLES, TRIPLES ALLOWED**

|                                             |         |                   |
|---------------------------------------------|---------|-------------------|
| Most Singles Allowed, Nine-Inning Game..... | 24..... | 6/18/1953 at BOS  |
| Most Doubles Allowed, Nine-Inning Game..... | 12..... | 7/29/1990 vs. BOS |
| Most Triples Allowed, Nine-Inning Game..... | 6.....  | 5/18/1912 at PHI  |

**HOME RUNS ALLOWED**

|                                                                |          |                                      |
|----------------------------------------------------------------|----------|--------------------------------------|
| Most Home Runs Allowed, Season.....                            | 250..... | 2019                                 |
| Fewest Home Runs Allowed, Season.....                          | 8.....   | 1907                                 |
| Most Home Runs Allowed at Home, Season (since 1954).....       | 145..... | 2019                                 |
| Fewest Home Runs Allowed at Home, Season (since 1954).....     | 38.....  | 2020                                 |
| Most Home Runs Allowed on the Road, Season (since 1954).....   | 117..... | 2018                                 |
| Fewest Home Runs Allowed on the Road, Season (since 1954)..... | 34.....  | 1972                                 |
| Most Grand Slams Allowed, Season.....                          | 14.....  | 1996                                 |
| Most Home Runs Allowed, Game.....                              | 8.....   | 9/4/2013 at BOS                      |
| Most Home Runs Allowed, Extra-Inning Game.....                 | 6.....   | 6/23/1946 vs. NYY (11 inn.)          |
| Most Home Runs Allowed, Inning.....                            | 4.....   | twice (last, 6/26/2016 vs. CLE, 5th) |
| Most Home Runs Allowed with Two Outs, Inning.....              | 4.....   | 7/18/1998 vs. BOS (4th)              |

**HIT BATSMEN**

|                                 |         |      |
|---------------------------------|---------|------|
| Most Hit Batsmen, Season.....   | 84..... | 1922 |
| Fewest Hit Batsmen, Season..... | 11..... | 1946 |

**WALKS**

|                                    |          |                                              |
|------------------------------------|----------|----------------------------------------------|
| Most Walks, Season.....            | 784..... | 1996                                         |
| Fewest Walks, Season.....          | 192..... | 2020                                         |
| Most Walks, Extra-Inning Game..... | 18.....  | 9/17/1920 vs. BOS (12 inn.)                  |
| Most Intentional Walks, Game.....  | 5.....   | five times (last, 8/10/2014 at TOR, 19 inn.) |

**STRIKEOUTS**

|                                |            |      |
|--------------------------------|------------|------|
| Most Strikeouts, Season.....   | 1,428..... | 2013 |
| Fewest Strikeouts, Season..... | 245.....   | 1902 |

**WILD PITCHES**

|                                  |         |                                                                  |
|----------------------------------|---------|------------------------------------------------------------------|
| Most Wild Pitches, Season.....   | 82..... | 1996                                                             |
| Fewest Wild Pitches, Season..... | 13..... | 1924                                                             |
| Most Wild Pitches, Game.....     | 5.....  | 5/1/1970 at CWS<br>8/3/1987 vs. KC (10 inn.)<br>9/27/1912 at CLE |

**BALKS**

|                           |         |                       |
|---------------------------|---------|-----------------------|
| Most Balks, Season.....   | 27..... | 1988                  |
| Fewest Balks, Season..... | 0.....  | 10 times (last, 2020) |

**SACRIFICE FLIES**

|                                                          |         |      |
|----------------------------------------------------------|---------|------|
| Most Sacrifice Flies Allowed, Season (since 1954).....   | 72..... | 1996 |
| Fewest Sacrifice Flies Allowed, Season (since 1954)..... | 15..... | 2020 |



# TIGERS RECORD BOOK

## INDIVIDUAL FIELDING

### FIRST BASEMEN

|                                     |       |                |         |
|-------------------------------------|-------|----------------|---------|
| Highest Fielding Percentage, Career | .994  | Miguel Cabrera | 2008-20 |
| Highest Fielding Percentage, Season | .999  | Miguel Cabrera | 2017    |
| Most Total Chances, Season          | 1,712 | Jason Thompson | 1977    |
| Most Putouts, Season                | 1,599 | Jason Thompson | 1977    |
| Most Assists, Season                | 149   | Rudy York      | 1943    |
| Fewest Errors, Season               | 1     | Miguel Cabrera | 2017    |
| Most Errors, Season                 | 31    | Harry Heilmann | 1919    |
| Most Double Plays, Season           | 163   | Rudy York      | 1944    |

### SECOND BASEMEN

|                                     |       |                   |         |
|-------------------------------------|-------|-------------------|---------|
| Highest Fielding Percentage, Career | .984  | Lou Whitaker      | 1977-95 |
| Highest Fielding Percentage, Season | 1.000 | Placido Polanco   | 2007    |
| Most Total Chances, Season          | 1,001 | Jerry Priddy      | 1950    |
| Most Putouts, Season                | 440   | Jerry Priddy      | 1950    |
| Most Assists, Season                | 542   | Charlie Gehringer | 1933    |
|                                     |       | Jerry Priddy      | 1950    |
| Fewest Errors, Season               | 0     | Placido Polanco   | 2007    |
| Most Errors, Season                 | 64    | Kid Gleason       | 1901    |
| Most Double Plays, Season           | 150   | Jerry Priddy      | 1950    |

### THIRD BASEMEN

|                                     |      |                   |                   |
|-------------------------------------|------|-------------------|-------------------|
| Highest Fielding Percentage, Career | .968 | Don Wert          | 1963-70           |
| Highest Fielding Percentage, Season | .987 | Aurelio Rodriguez | 1978              |
| Most Total Chances, Season          | 615  | Ossie Vitt        | 1916              |
| Most Putouts, Season                | 208  | Ossie Vitt        | 1916              |
| Most Assists, Season                | 398  | Brandon Inge      | 2006              |
| Most Putouts, Nine-Inning Game      | 7    | Mike Higgins      | 8/25/1943 vs. NYY |
| Fewest Errors, Season               | 4    | Aurelio Rodriguez | 1978              |
| Most Errors, Season                 | 58   | Doc Casey         | 1901              |
| Most Double Plays, Season           | 42   | Brandon Inge      | 2005              |

### SHORTSTOPS

|                                     |       |               |                   |
|-------------------------------------|-------|---------------|-------------------|
| Highest Fielding Percentage, Career | .977  | Alan Trammell | 1977-96           |
| Highest Fielding Percentage, Season | .991  | José Iglesias | 2016              |
| Most Total Chances, Season          | 1,027 | Donie Bush    | 1914              |
| Most Putouts, Season                | 425   | Donie Bush    | 1914              |
| Most Assists, Season                | 567   | Donie Bush    | 1909              |
| Fewest Errors, Season               | 5     | José Iglesias | 2016              |
| Most Errors, Season                 | 76    | Kid Elberfeld | 1901              |
| Most Errors, Nine-Inning Game       | 5     | Donie Bush    | 8/25/1911 vs. WAS |
| Most Double Plays, Season           | 126   | Johnny Lipon  | 1950              |

### OUTFIELDERS

|                                     |       |                |            |
|-------------------------------------|-------|----------------|------------|
| Highest Fielding Percentage, Career | .991  | Mickey Stanley | 1964-78    |
| Highest Fielding Percentage, Season | 1.000 | Mickey Stanley | 1968, 1970 |
|                                     |       | Al Kaline      | 1971       |
| Most Total Chances, Season          | 461   | Bill Tuttle    | 1955       |
| Most Putouts, Season                | 442   | Bill Tuttle    | 1955       |
| Most Assists, Season                | 31    | Jimmy Barrett  | 1901       |
|                                     |       | Harry Heilmann | 1924       |
| Fewest Errors, Season               | 0     | Mickey Stanley | 1968, 1970 |
|                                     |       | Al Kaline      | 1971       |
| Most Errors, Season                 | 31    | Roy C. Johnson | 1929       |

### CATCHERS

|                                     |       |               |               |
|-------------------------------------|-------|---------------|---------------|
| Highest Fielding Percentage, Career | .993  | Bill Freehan  | 1961, 1963-76 |
| Highest Fielding Percentage, Season | 1.000 | James McCann  | 2015          |
| Most Assists, Season                | 212   | Oscar Stange  | 1911          |
| Fewest Errors, Season               | 0     | James McCann  | 2015          |
| Most Errors, Season                 | 41    | Oscar Stange  | 1911          |
| Fewest Passed Balls, Season         | 0     | Milt May      | 1977          |
|                                     |       | John Flaherty | 1995          |
| Most Passed Balls, Season           | 21    | Lance Parrish | 1979          |

\* - Season records based upon a minimum of 108 games; Career records based upon a minimum of 1,000 games

## CLUB FIELDING

### FIELDING PERCENTAGE

|                                     |      |            |
|-------------------------------------|------|------------|
| Highest Fielding Percentage, Season | .987 | 2013, 2016 |
| Lowest Fielding Percentage, Season  | .930 | 1901       |

### PUTOUTS

|                        |       |      |
|------------------------|-------|------|
| Most Putouts, Season   | 4,463 | 1968 |
| Fewest Putouts, Season | 1,477 | 2020 |

### ASSISTS

|                                 |       |                            |
|---------------------------------|-------|----------------------------|
| Most Assists, Season            | 2,285 | 1912                       |
| Fewest Assists, Season          | 502   | 2020                       |
| Most Assists, Extra-Inning Game | 38    | 7/21/1945 at PHI (24 inn.) |

### TOTAL CHANCES

|                        |       |      |
|------------------------|-------|------|
| Most Chances, Season   | 6,780 | 1914 |
| Fewest Chances, Season | 2,008 | 2020 |

### ERRORS

|                                          |     |                                    |
|------------------------------------------|-----|------------------------------------|
| Most Errors, Season                      | 410 | 1901                               |
| Fewest Errors, Season                    | 29  | 2020                               |
| Most Errorless Games, Season             | 103 | 2009, 2013, 2016                   |
| Most Consecutive Errorless Games, Season | 12  | 1963                               |
| Most Errors, Nine-Inning Game            | 12  | 5/1/1901 at CWS<br>5/6/1903 at CWS |

**PASSED BALLS**

|                                  |    |      |
|----------------------------------|----|------|
| Most Passed Balls, Season.....   | 30 | 2001 |
| Fewest Passed Balls, Season..... | 3  | 1995 |

**DOUBLE PLAYS**

|                                  |     |            |
|----------------------------------|-----|------------|
| Most Double Plays, Season.....   | 194 | 1950, 2003 |
| Fewest Double Plays, Season..... | 46  | 2020       |

**TRIPLE PLAYS**

|                                |   |      |
|--------------------------------|---|------|
| Most Triple Plays, Season..... | 3 | 1911 |
|--------------------------------|---|------|

**PITCHER PICK-OFFS (since 1974)**

|                                       |    |      |
|---------------------------------------|----|------|
| Most Pitcher Pick-offs, Season.....   | 25 | 1991 |
| Fewest Pitcher Pick-offs, Season..... | 2  | 2020 |

**CATCHER PICK-OFFS (since 1974)**

|                                       |   |                       |
|---------------------------------------|---|-----------------------|
| Most Catcher Pick-offs, Season.....   | 7 | 2005                  |
| Fewest Catcher Pick-offs, Season..... | 0 | 14 times (last, 2020) |

**CLUB MISCELLANEOUS****GAMES PLAYED**

|                                        |     |      |
|----------------------------------------|-----|------|
| Most Games Played, Season.....         | 164 | 1968 |
| Fewest Games Played, Season.....       | 58  | 2020 |
| Most One-Run Games Played, Season..... | 65  | 1971 |

**LENGTH OF GAMES**

|                                                 |      |                             |
|-------------------------------------------------|------|-----------------------------|
| Longest Game, Innings.....                      | 24   | 7/21/1945 at PHI (1-1 tie)  |
| Longest Nine-Inning Game, Time.....             | 4:20 | 4/5/1997 at CWS             |
| Longest Extra-Inning Game, Time.....            | 7:00 | 6/24/1962 vs. NYY (22 inn.) |
| Longest Nine-Inning Night Game, Time.....       | 4:12 | 9/15/1993 vs. TOR           |
| Longest Doubleheader, 18 Innings.....           | 7:00 | 4/25/2018 at PIT            |
| Longest Doubleheader, More than 18 Innings..... | 9:05 | 6/17/1967 vs. KC (28 inn.)  |

**GAMES WON**

|                                                   |     |                                   |
|---------------------------------------------------|-----|-----------------------------------|
| Most Games Won, Season.....                       | 104 | 1984                              |
| Fewest Games Won, Season.....                     | 23  | 2020                              |
| Most Games Won at Home, Season.....               | 57  | 1909                              |
| Fewest Games Won at Home, Season.....             | 12  | 2020                              |
| Most Games Won on Road, Season.....               | 51  | 1961, 1984                        |
| Fewest Games Won on Road, Season.....             | 11  | 2020                              |
| Most Games Won, One Month.....                    | 23  | 7/1908, 8/1915, 8/1934, 8/1935    |
| Most Consecutive Games Won, Season.....           | 14  | 1909 (8/19-9/2), 1934 (7/31-8/14) |
| Most Consecutive Games Won, Start of Season.....  | 9   | 1984 (4/3-4/18)                   |
| Most Consecutive Home Games Won, Season.....      | 17  | 1909 (8/19-9/7)                   |
| Most Consecutive Road Games Won, Season.....      | 17  | 1984 (4/3-5/24)                   |
| Most Consecutive Road Games Won, Two Seasons..... | 21  | 1983-84 (9/18-5/24)               |
| Most One-Run Games Won, Season.....               | 35  | 1968                              |
| Most 1-0 Games Won, Season.....                   | 9   | 1908                              |

**GAMES LOST**

|                                                   |     |                  |
|---------------------------------------------------|-----|------------------|
| Most Games Lost, Season.....                      | 119 | 2003             |
| Fewest Games Lost, Season.....                    | 35  | 2020             |
| Most Games Lost at Home, Season.....              | 59  | 2019             |
| Fewest Games Lost at Home, Season.....            | 15  | 2020             |
| Most Games Lost on Road, Season.....              | 61  | 2003             |
| Fewest Games Lost on Road, Season.....            | 20  | 2020             |
| Most Games Lost, One Month.....                   | 24  | 6/1975           |
| Most Consecutive Games Lost, Season.....          | 19  | 1975 (7/29-8/15) |
| Most Consecutive Games Lost, Start of Season..... | 13  | 1920 (4/14-5/2)  |
| Most Consecutive Home Games Lost, Season.....     | 17  | 1996 (8/31-9/29) |
| Most Consecutive Road Games Lost, Season.....     | 13  | 1902 (6/2-7/15)  |
| Most Shutout Losses, Season.....                  | 22  | 1904             |
| Most One-Run Games Lost, Season.....              | 35  | 1952             |
| Most 1-0 Games Lost, Season.....                  | 7   | 1903, 1943       |

**WINNING PERCENTAGE**

|                                                 |      |               |
|-------------------------------------------------|------|---------------|
| Highest Winning Percentage, Season.....         | .656 | 1934 (101-53) |
| Lowest Winning Percentage, Season.....          | .265 | 2003 (43-119) |
| Highest Winning Percentage at Home, Season..... | .750 | 1909 (57-19)  |
| Lowest Winning Percentage at Home, Season.....  | .272 | 2019 (22-59)  |
| Highest Winning Percentage on Road, Season..... | .638 | 1984 (51-29)  |
| Lowest Winning Percentage on Road, Season.....  | .234 | 1952 (18-59)  |
| Highest Winning Percentage, One Month.....      | .900 | 4/1984 (18-2) |

**PLAYERS USED**

|                                                        |    |                             |
|--------------------------------------------------------|----|-----------------------------|
| Most Players Used, Season.....                         | 57 | 2002                        |
| Fewest Players Used, Season.....                       | 24 | 1906, 1907                  |
| Most Pitchers Used, Extra-Inning Game.....             | 10 | 9/14/1998 vs. CWS (12 inn.) |
|                                                        | 10 | 9/8/2015 vs. TB (13 inn.)   |
| Most Pitchers Used, Both Clubs, Extra-Inning Game..... | 18 | 9/14/1998 vs. CWS (12 inn.) |
|                                                        | 18 | 9/14/2019 vs. BAL (12 inn.) |
| Most Pinch-Hitters Used, Inning.....                   | 6  | 9/5/1971 at NYY (7th)       |



# TIGERS RECORD BOOK

## INDIVIDUAL BATTING AT COMERICA PARK

### BATTING AVERAGE

|                                                   |     |                      |         |
|---------------------------------------------------|-----|----------------------|---------|
| Highest Average, Career (min. 1,000 at-bats)..... | 328 | Miguel Cabrera.....  | 2004-20 |
| Highest Average, Season (min. 100 at-bats).....   | 389 | Magglio Ordoñez..... | 2007    |
| Highest Average, Rookie (min. 100 at-bats).....   | 310 | Austin Jackson.....  | 2010    |

### GAMES PLAYED

|                                |     |                           |         |
|--------------------------------|-----|---------------------------|---------|
| Most Games Played, Career..... | 877 | Miguel Cabrera.....       | 2004-20 |
| Most Games Played, Season..... | 81  | Miguel Cabrera.....       | 2011    |
|                                |     | Prince Fielder.....       | 2012    |
|                                |     | Prince Fielder.....       | 2013    |
|                                |     | Ian Kinsler.....          | 2014    |
|                                |     | J.D. Martinez.....        | 2015    |
| Most Games Played, Rookie..... | 77  | Nicholas Castellanos..... | 2014    |

### AT-BATS

|                                     |               |                        |                             |
|-------------------------------------|---------------|------------------------|-----------------------------|
| Most At-Bats, Career.....           | 3,171         | Miguel Cabrera.....    | 2004-20                     |
| Most At-Bats, Season.....           | 328           | Ian Kinsler.....       | 2014                        |
| Most At-Bats by Rookie, Season..... | 297           | Austin Jackson.....    | 2010                        |
| Most At-Bats, Game.....             | 8 (six times) | last, Ian Kinsler..... | 5/16/2017 vs. BAL (13 inn.) |

### RUNS SCORED

|                                               |     |                     |                 |
|-----------------------------------------------|-----|---------------------|-----------------|
| Most Runs, Career.....                        | 535 | Miguel Cabrera..... | 2004-19         |
| Most Runs, Season.....                        | 66  | Miguel Cabrera..... | 2012            |
| Most Runs by Rookie, Season.....              | 52  | Austin Jackson..... | 2010            |
| Most Runs, Nine-Inning Game.....              | 6   | Joe Randa (KC)..... | 9/9/2004 vs. KC |
| Most Consecutive Games with a Run Scored..... | 13  | Ian Kinsler.....    | 4/24-5/22/2016  |

### HITS

|                                                |       |                            |                    |
|------------------------------------------------|-------|----------------------------|--------------------|
| Most Hits, Career.....                         | 1,039 | Miguel Cabrera.....        | 2004-20            |
| Most Hits, Season.....                         | 110   | Magglio Ordoñez.....       | 2007               |
| Most Hits by Rookie, Season.....               | 92    | Austin Jackson.....        | 2010               |
| Most Hits, Nine-Inning Game.....               | 6     | Joe Randa (KC).....        | 9/9/2004 vs. KC    |
|                                                |       | Alex Rios (CWS).....       | 7/9/2013 vs. CWS   |
| Longest Hitting Streak, Season.....            | 21    | Edgar Renteria.....        | 6/11-8/15/2008     |
| Most Consecutive Games with Multiple Hits..... | 7     | Neil Walker (PIT-NYM)..... | 5/27/2013-8/6/2016 |

### EXTRA-BASE HITS

|                                                    |     |                          |                    |
|----------------------------------------------------|-----|--------------------------|--------------------|
| Most Extra-Base Hits, Career.....                  | 399 | Miguel Cabrera.....      | 2004-20            |
| Most Extra-Base Hits, Season.....                  | 50  | Miguel Cabrera.....      | 2012               |
| Most Extra-Base Hits by Rookie, Season.....        | 26  | Brennan Boesch.....      | 2010               |
| Most Extra-Base Hits, Game.....                    | 5   | Jose Ramirez (CLE).....  | 9/3/2017 vs. CLE   |
| Most Consecutive Games with an Extra-Base Hit..... | 9   | Brian Daubach (BOS)..... | 9/16/2000-6/5/2002 |
|                                                    |     | Jose Ramirez (CLE).....  | 5/3/2017-5/15/2018 |

### TOTAL BASES

|                                         |       |                           |                  |
|-----------------------------------------|-------|---------------------------|------------------|
| Most Total Bases, Career.....           | 1,801 | Miguel Cabrera.....       | 2004-20          |
| Most Total Bases, Season.....           | 204   | Miguel Cabrera.....       | 2012             |
| Most Total Bases by Rookie, Season..... | 118   | Austin Jackson.....       | 2010             |
| Most Total Bases, Game.....             | 15    | Kendrys Morales (KC)..... | 9/20/2015 vs. KC |

### SINGLES

|                                     |     |                      |         |
|-------------------------------------|-----|----------------------|---------|
| Most Singles, Career.....           | 640 | Miguel Cabrera.....  | 2004-20 |
| Most Singles, Season.....           | 77  | Plácido Polanco..... | 2007    |
| Most Singles by Rookie, Season..... | 70  | Austin Jackson.....  | 2010    |

### DOUBLES

|                                           |              |                             |                    |
|-------------------------------------------|--------------|-----------------------------|--------------------|
| Most Doubles, Career.....                 | 215          | Miguel Cabrera.....         | 2004-20            |
| Most Doubles, Season.....                 | 31           | Nicholas Castellanos.....   | 2018               |
| Most Doubles by Rookie, Season.....       | 18           | Austin Jackson.....         | 2010               |
| Most Doubles, Game.....                   | 3 (18 times) | last, Adam Jones (BAL)..... | 4/19/2018 vs. BAL  |
| Most Consecutive Games with a Double..... | 7            | Brian Daubach (BOS).....    | 9/17/2000-6/5/2002 |

### TRIPLES

|                                           |              |                               |                    |
|-------------------------------------------|--------------|-------------------------------|--------------------|
| Most Triples, Career.....                 | 30           | Curtis Granderson.....        | 2004-19            |
| Most Triples, Season.....                 | 10           | Curtis Granderson.....        | 2007               |
| Most Triples by Rookie, Season.....       | 4            | Austin Jackson.....           | 2010               |
|                                           |              | Quintin Berry.....            | 2012               |
|                                           |              | James McCann.....             | 2015               |
| Most Triples, Game.....                   | 2 (15 times) | last, Jason Kipnis (CLE)..... | 6/24/2016 vs. CLE  |
| Most Consecutive Games with a Triple..... | 3            | Ray Durham (CWS-OAK).....     | 7/14-8/24/2002     |
|                                           |              | Michael Cuddyer (MIN).....    | 7/24-9/13/2005     |
|                                           |              | Whit Merrifield (KC).....     | 9/22/2018-4/4/2019 |

### HOME RUNS

|                                             |     |                                      |                     |
|---------------------------------------------|-----|--------------------------------------|---------------------|
| Most Home Runs, Career.....                 | 179 | Miguel Cabrera.....                  | 2004-20             |
| Most Home Runs, Season.....                 | 28  | Miguel Cabrera.....                  | 2012                |
| Most Home Runs by Rookie, Season.....       | 10  | Craig Monroe.....                    | 2003                |
| Most Home Runs, Game.....                   | 3   | Dmitri Young.....                    | 4/4/2005 vs. KC     |
|                                             |     | Miguel Cabrera.....                  | 5/28/2010 vs. OAK   |
|                                             |     | Kendrys Morales (KC).....            | 9/20/2015 vs. KC    |
|                                             |     | Kyle Seager (SEA).....               | 8/13/2019 vs. SEA   |
| Most Consecutive Games with a Home Run..... | 4   | Jim Thome (CLE).....                 | 5/28-7/27/2001      |
|                                             |     | Alex Rodriguez (TEX-NYY).....        | 8/18/2003-7/15/2004 |
|                                             |     | Craig Monroe.....                    | 9/6-9/9/2004        |
|                                             |     | Jermaine Dye (CWS).....              | 7/25/2008-4/13/2009 |
|                                             |     | Delmon Young.....                    | 7/5-7/8/2012        |
|                                             |     | Miguel Cabrera.....                  | 9/4-9/19/2012       |
|                                             |     | Adam Dunn (CWS).....                 | 4/22-7/30/2014      |
|                                             |     | Jorge Soler (KC).....                | 8/9/2019-7/27/2020  |
|                                             |     | Edwin Encarnacion (CLE-NYY-CWS)..... | 7/29/2018-8/11/2020 |

### GRAND SLAMS

|                               |   |                    |         |
|-------------------------------|---|--------------------|---------|
| Most Grand Slams, Career..... | 4 | Brandon Inge.....  | 2001-11 |
|                               |   | Marcus Thames..... | 2004-09 |
| Most Grand Slams, Season..... | 2 | Brandon Inge.....  | 2004    |
|                               |   | Carlos Peña.....   | 2004    |
|                               |   | Marcus Thames..... | 2007    |
| Most Grand Slams, Month.....  | 2 | Brandon Inge.....  | 4/2004  |



**RUNS BATTED IN**

|                                         |     |                            |                    |
|-----------------------------------------|-----|----------------------------|--------------------|
| Most RBI, Career.....                   | 623 | Miguel Cabrera.....        | 2004-2             |
| Most RBI, Season.....                   | 75  | Miguel Cabrera.....        | 2012               |
| Most RBI by Rookie, Season.....         | 40  | Brennan Boesch.....        | 2010               |
| Most RBI, Game.....                     | 7   | Bobby Higginson.....       | 6/13/2000 vs. TOR  |
|                                         |     | Mike Sweeney (KC).....     | 7/22/2004 vs. KC   |
|                                         |     | Jack Cust (OAK).....       | 8/10/2007 vs. OAK  |
|                                         |     | Brandon Moss (CLE).....    | 4/24/2015 vs. CLE  |
|                                         |     | Avisail Garcia (CWS).....  | 9/14/2017 vs. CWS  |
|                                         |     | Luis Alicaia (TEX-KC)..... | 5/29/2000-7/4/2001 |
| Most Consecutive Games with an RBI..... | 8   |                            |                    |

**WALKS**

|                                               |     |                                     |                     |
|-----------------------------------------------|-----|-------------------------------------|---------------------|
| Most Walks, Career.....                       | 418 | Miguel Cabrera.....                 | 2004-20             |
| Most Walks, Season.....                       | 52  | Miguel Cabrera.....                 | 2010                |
| Most Walks by Rookie, Season.....             | 26  | Brennan Boesch, Austin Jackson..... | 2010                |
| Most Walks, Game.....                         | 5   | Kevin Youkilis (BOS).....           | 5/15/2010           |
| Most Consecutive Games, One-or-More Walk..... | 9   | Logan Morrison (SEA-TB-MIN) ..      | 7/23/2015-6/12/2018 |

**STRIKEOUTS**

|                                                    |     |                           |                          |
|----------------------------------------------------|-----|---------------------------|--------------------------|
| Most Strikeouts, Career.....                       | 562 | Brandon Inge.....         | 2001-11                  |
| Most Strikeouts, Season.....                       | 81  | J.D. Martinez.....        | 2015                     |
|                                                    |     | Niko Goodrum.....         | 2019                     |
| Most Strikeouts by Rookie, Season.....             | 72  | Austin Jackson.....       | 2010                     |
| Most Strikeouts, Game.....                         | 5   | Mark Teixeira (TEX).....  | 8/18/2003 vs. TEX        |
|                                                    |     | Craig Monroe.....         | 6/14/2007 vs. MIL        |
|                                                    |     | Aaron Judge (NYY).....    | 6/4/2018 vs. NYY (Gm. 2) |
|                                                    |     | Carlos Peña (DET-TB)..... | 8/21/2005-8/28/2009      |
| Most Consecutive Games, One-or-More Strikeout..... | 26  |                           |                          |

**CLUB BATTING AT COMERICA PARK**

**RUNS**

|                                                  |              |                                |
|--------------------------------------------------|--------------|--------------------------------|
| Most Runs, Nine-Inning Game by Both Clubs.....   | 31           | 9/9/2004 vs. KC (KC 26, DET 5) |
| Most Runs, Nine-Inning Game by One Club.....     | 26           | 9/9/2004 vs. KC (KC)           |
| Most Runs, Nine-Inning Game by Tigers.....       | 19           | 4/23/2008 vs. TEX              |
|                                                  |              | 5/24/2008 vs. MIN              |
|                                                  |              | 4/25/2017 vs. SEA              |
| Fewest Runs, Nine-Inning Game by Both Clubs..... | 1 (18 times) | last, 9/18/2020 (CLE 1, DET 0) |

**HITS**

|                                                  |    |                                             |
|--------------------------------------------------|----|---------------------------------------------|
| Most Hits, Nine-Inning Game by Both Clubs.....   | 40 | 4/25/2017 vs. SEA (DET 24, SEA 16)          |
| Most Hits, Nine-Inning Game by One Club.....     | 26 | 9/9/2004 vs. KC (KC)                        |
| Most Hits, Nine-Inning Game by Tigers.....       | 24 | 9/4/2011 vs. CWS                            |
|                                                  |    | 4/25/2017 vs. SEA                           |
| Most Hits, Extra-Inning Game by Both Clubs.....  | 38 | 5/16/2017 vs. BAL, 13 inn. (BAL 20, DET 18) |
| Most Hits, Extra-Inning Game by One Club.....    | 21 | 8/21/2004 vs. SEA, 11 inn. (SEA)            |
|                                                  |    | 9/25/2010 vs. MIN, 13 inn. (DET)            |
| Most Hits, Extra-Inning Game by Tigers.....      | 21 | 9/25/2010 vs. MIN, 13 inn.                  |
| Fewest Hits, Nine-Inning Game by Both Clubs..... | 4  | 8/21/2007 vs. CLE (DET 3, CLE 1)            |
| Fewest Hits, Nine-Inning Game by One Club.....   | 0  | 6/12/2007 vs. MIL (MIL)                     |
| Fewest Hits, Nine-Inning Game by Tigers.....     | 1  | 5/2/2003 vs. TB                             |
|                                                  |    | 7/18/2015 vs. BAL                           |
|                                                  |    | 9/21/2015 vs. CWS                           |

**EXTRA-BASE HITS**

|                                                           |    |                                  |
|-----------------------------------------------------------|----|----------------------------------|
| Most Extra Base Hits, Nine-Inning Game by Both Clubs..... | 16 | 8/8/2004 vs. BOS (DET 8, BOS 8)  |
|                                                           |    | 6/2/2017 vs. CWS (DET 12, CWS 4) |
|                                                           |    | 4/19/2018 vs. BAL (BAL 9, DET 7) |
| Most Extra Base Hits, Nine-Inning Game by One Club.....   | 13 | 9/9/2020 (MIL)                   |
| Most Extra Base Hits, Nine-Inning Game by Tigers.....     | 12 | 6/2/2017 vs. CWS                 |

**HOME RUNS**

|                                                     |    |                                 |
|-----------------------------------------------------|----|---------------------------------|
| Most Home Runs, Nine-Inning Game by Both Clubs..... | 10 | 8/8/2004 vs. BOS (DET 7, BOS 3) |
| Most Home Runs, Nine-Inning Game by One Club.....   | 7  | 8/8/2004 vs. BOS (DET)          |
|                                                     |    | 9/11/2007 vs. TEX (TEX)         |
| Most Home Runs, Nine-Inning Game by Tigers.....     | 7  | 8/8/2004 vs. BOS                |

**SINGLES**

|                                                   |    |                                    |
|---------------------------------------------------|----|------------------------------------|
| Most Singles, Nine-Inning Game by Both Clubs..... | 27 | 9/14/2017 vs. CWS (CWS 21, DET 6)  |
|                                                   |    | 4/25/2017 vs. SEA (DET 14, SEA 13) |
| Most Singles, Nine-Inning Game by One Club.....   | 21 | 9/14/2017 vs. CWS (CWS)            |
| Most Singles, Nine-Inning Game by Tigers.....     | 17 | 9/4/2011 vs. CWS                   |

**DOUBLES**

|                                                   |                |                                 |
|---------------------------------------------------|----------------|---------------------------------|
| Most Doubles, Nine-Inning Game by Both Clubs..... | 11             | 6/2/2017 vs. CWS (DET 7, CWS 4) |
| Most Doubles, Nine-Inning Game by One Club.....   | 8              | 9/9/2020 vs. MIL (MIL)          |
| Most Doubles, Nine-Inning Game by Tigers.....     | 7 (five times) | last, 6/2/2017 vs. CWS          |

**TRIPLES**

|                                                   |                    |                                       |
|---------------------------------------------------|--------------------|---------------------------------------|
| Most Triples, Nine-Inning Game by Both Clubs..... | 4 (eight times) .. | last, 7/6/2019 vs. BOS (DET 2, BOS 2) |
| Most Triples, Nine-Inning Game by One Club.....   | 4                  | 6/24/16 vs. CLE (CLE)                 |
| Most Triples, Nine-Inning Game by Tigers.....     | 3 (six times)..... | last, 9/1/2012 vs. CLE                |

**WALKS**

|                                                 |                      |                                   |
|-------------------------------------------------|----------------------|-----------------------------------|
| Most Walks, Nine-Inning Game by Both Clubs..... | 16                   | 4/28/2001 vs. TB (TB 9, DET 7)    |
|                                                 |                      | 4/5/2002 vs. CLE (CLE 8, DET 8)   |
|                                                 |                      | 4/23/2004 vs. CLE (DET 10, CLE 6) |
| Most Walks, Nine-Inning Game by One Club.....   | 10 (nine times)..... | last, 5/4/2019 vs. KC (KC)        |
| Most Walks, Nine-Inning Game by Tigers.....     | 10 (five times)..... | last, 8/23/2010 vs. KC            |

**STRIKEOUTS**

|                                                      |    |                                    |
|------------------------------------------------------|----|------------------------------------|
| Most Strikeouts, Nine-Inning Game by Both Clubs..... | 28 | 8/31/2019 vs. MIN (DET 17, MIN 11) |
| Most Strikeouts, Nine-Inning Game by One Club.....   | 18 | 4/26/2013 vs. ATL (ATL)            |
| Most Strikeouts, Nine-Inning Game by Tigers.....     | 17 | 8/31/2019 vs. MIN                  |



**INDIVIDUAL BASERUNNING AT COMERICA PARK**

**STOLEN BASES**

|                                                      |    |                            |                   |
|------------------------------------------------------|----|----------------------------|-------------------|
| Most Stolen Bases, Career.....                       | 43 | Austin Jackson.....        | 2010-17           |
| Most Stolen Bases, Season.....                       | 36 | Roger Cedeno.....          | 2001              |
| Most Stolen Bases by Rookie, Season.....             | 13 | Austin Jackson.....        | 2010              |
| Most Consecutive Games, One-or-More Stolen Base..... | 4  | Roger Cedeno.....          | 7/8-7/19/2001     |
|                                                      |    | Nook Logan.....            | 6/4-6/15/2005     |
|                                                      |    | Emilio Bonifacio (KC)..... | 8/15-8/17/2013    |
|                                                      |    | Rajai Davis.....           | 9/14-9/25/2014    |
|                                                      |    | Cameron Maybin.....        | 5/16-5/20/2016    |
| Most Stolen Bases, Game.....                         | 4  | Alex Sanchez.....          | 9/27/2003 vs. MIN |

**CAUGHT STEALING**

|                                                          |    |                          |                   |
|----------------------------------------------------------|----|--------------------------|-------------------|
| Most Caught Stealing, Career.....                        | 23 | Brandon Inge.....        | 2001-13           |
| Most Caught Stealing, Season.....                        | 10 | Alex Sanchez.....        | 2003              |
| Most Caught Stealing by Rookie, Season.....              | 3  | Andres Torres.....       | 2003              |
| Most Caught Stealing, Game.....                          | 2  | Robert Fick.....         | 4/17/2001 vs. CWS |
|                                                          |    | Johnny Damon (BOS).....  | 8/8/2004 vs. BOS  |
|                                                          |    | Juan Pierre (CWS).....   | 8/5/2010 vs. CWS  |
|                                                          |    | Jimmy Paredes (HOU)..... | 5/15/2013 vs. HOU |
|                                                          |    | Steven Souza (TB).....   | 5/20/2016 vs. TB  |
| Most Consecutive Games, One-or-More Caught Stealing..... | 3  | Alex Sanchez.....        | 5/12-5/16/2004    |
|                                                          |    | Chone Figgins (LAA)..... | 5/4-9/2/2006      |

**CLUB BASERUNNING AT COMERICA PARK**

**STOLEN BASES**

|                                  |    |      |
|----------------------------------|----|------|
| Most Stolen Bases, Season.....   | 64 | 2001 |
| Fewest Stolen Bases, Season..... | 7  | 2020 |

**CAUGHT STEALING**

|                                     |    |      |
|-------------------------------------|----|------|
| Most Caught Stealing, Season.....   | 37 | 2003 |
| Fewest Caught Stealing, Season..... | 2  | 2020 |

**LEFT ON BASE**

|                                  |     |      |
|----------------------------------|-----|------|
| Most Left On Base, Season.....   | 616 | 2010 |
| Fewest Left On Base, Season..... | 155 | 2020 |

**INDIVIDUAL PITCHING AT COMERICA PARK**

**GAMES WON**

|                                 |    |                                 |                    |
|---------------------------------|----|---------------------------------|--------------------|
| Most Games Won, Career.....     | 99 | Justin Verlander (DET-HOU)..... | 2005-19            |
| Most Games Won, Season.....     | 12 | Justin Verlander.....           | 2010               |
|                                 |    | Max Scherzer.....               | 2013               |
| Most Consecutive Games Won..... | 9  | Jeremy Bonderman.....           | 6/3/2006-6/9/2007  |
|                                 |    | Max Scherzer.....               | 7/27/2013-6/7/2014 |

**GAMES LOST**

|                                  |    |                                 |                     |
|----------------------------------|----|---------------------------------|---------------------|
| Most Games Lost, Career.....     | 50 | Justin Verlander (DET-HOU)..... | 2005-19             |
| Most Games Lost, Season.....     | 12 | Mike Maroth.....                | 2003                |
| Most Consecutive Games Lost..... | 12 | Spencer Turnbull.....           | 9/19/2018-9/24/2019 |
|                                  |    | Jordan Zimmermann.....          | 8/26/2018-9/26/2019 |

**EARNED RUN AVERAGE**

|                                           |      |                               |         |
|-------------------------------------------|------|-------------------------------|---------|
| Lowest ERA, Career (Minimum 125 IP).....  | 2.95 | David Price (TB-DET-BOS)..... | 2008-19 |
| Lowest ERA, Season (Minimum 75 IP).....   | 1.65 | Justin Verlander.....         | 2012    |
| Highest ERA, Career (Minimum 125 IP)..... | 6.55 | Jordan Zimmermann.....        | 2016-20 |
| Highest ERA, Season (Minimum 75 IP).....  | 6.66 | Jordan Zimmermann.....        | 2017    |

**GAMES PITCHED**

|                                 |     |                                 |         |
|---------------------------------|-----|---------------------------------|---------|
| Most Games Pitched, Career..... | 189 | Justin Verlander (DET-HOU)..... | 2005-19 |
| Most Games Pitched, Season..... | 43  | Fernando Rodney.....            | 2009    |

**GAMES STARTED**

|                                 |     |                                 |         |
|---------------------------------|-----|---------------------------------|---------|
| Most Games Started, Career..... | 189 | Justin Verlander (DET-HOU)..... | 2005-19 |
| Most Games Started, Season..... | 19  | Jason Johnson.....              | 2004    |
|                                 |     | Justin Verlander.....           | 2016    |

**COMPLETE GAMES**

|                                  |    |                                 |         |
|----------------------------------|----|---------------------------------|---------|
| Most Complete Games, Career..... | 10 | Justin Verlander (DET-HOU)..... | 2005-19 |
| Most Complete Games, Season..... | 5  | Steve Sparks.....               | 2001    |

**SHUTOUTS**

|                            |              |                                 |         |
|----------------------------|--------------|---------------------------------|---------|
| Most Shutouts, Career..... | 4            | Justin Verlander (DET-HOU)..... | 2005-19 |
| Most Shutouts, Season..... | 1 (38 times) | last, Trevor Bauer (CIN).....   | 2020    |

**SAVES**

|                         |    |                      |         |
|-------------------------|----|----------------------|---------|
| Most Saves, Career..... | 70 | Todd Jones.....      | 2000-08 |
| Most Saves, Season..... | 22 | Fernando Rodney..... | 2009    |
|                         |    | Jose Valverde.....   | 2011    |

**INNINGS PITCHED**

|                                   |        |                                 |         |
|-----------------------------------|--------|---------------------------------|---------|
| Most Innings Pitched, Career..... | 1263.2 | Justin Verlander (DET-HOU)..... | 2005-19 |
| Most Innings Pitched, Season..... | 129.0  | Justin Verlander.....           | 2016    |

**RUNS ALLOWED**

|                                |     |                                 |           |
|--------------------------------|-----|---------------------------------|-----------|
| Most Runs Allowed, Career..... | 503 | Justin Verlander (DET-HOU)..... | 2005-19   |
| Most Runs Allowed, Season..... | 75  | Mike Maroth.....                | 2005      |
| Most Runs Allowed, Game.....   | 12  | Dustin McGowan (TOR).....       | 8/21/2005 |

**HITS ALLOWED**

|                                |       |                                 |          |
|--------------------------------|-------|---------------------------------|----------|
| Most Hits Allowed, Career..... | 1,069 | Justin Verlander (DET-HOU)..... | 2005-19  |
| Most Hits Allowed, Season..... | 135   | Mike Maroth.....                | 2005     |
| Most Hits Allowed, Game.....   | 15    | Alfredo Simon (DET).....        | 7/1/2015 |





**DOUBLES ALLOWED**

|                                   |     |                                 |                   |
|-----------------------------------|-----|---------------------------------|-------------------|
| Most Doubles Allowed, Career..... | 203 | Justin Verlander (DET-HOU)..... | 2005-19           |
| Most Doubles Allowed, Season..... | 29  | Jeff Weaver.....                | 2001              |
| Most Doubles Allowed, Game.....   | 6   | Jeremy Bonderman.....           | 5/20/2005 vs. ARI |
|                                   |     | Jeff Francis (COL).....         | 6/15/2012 vs. COL |
|                                   |     | Jordan Zimmermann.....          | 8/18/2017 vs. LAD |

**TRIPLES ALLOWED**

|                                   |    |                                 |                   |
|-----------------------------------|----|---------------------------------|-------------------|
| Most Triples Allowed, Career..... | 25 | Justin Verlander (DET-HOU)..... | 2005-19           |
| Most Triples Allowed, Season..... | 6  | Jeff Weaver.....                | 2001              |
|                                   |    | Jose Paniagua.....              | 2002              |
|                                   |    | Jason Johnson.....              | 2004              |
|                                   |    | Anibal Sanchez.....             | 2013              |
|                                   |    | Jordan Zimmermann.....          | 2016              |
| Most Triples Allowed, Game.....   | 4  | Jordan Zimmermann.....          | 6/24/2016 vs. CLE |

**HOME RUNS ALLOWED**

|                                     |     |                                 |                  |
|-------------------------------------|-----|---------------------------------|------------------|
| Most Home Runs Allowed, Career..... | 116 | Justin Verlander (DET-HOU)..... | 2005-19          |
| Most Home Runs Allowed, Season..... | 26  | Matthew Boyd.....               | 2019             |
| Most Home Runs Allowed, Game.....   | 6   | Tim Wakefield (BOS).....        | 8/8/2004 vs. BOS |

**WALKS ALLOWED**

|                                 |     |                                 |                   |
|---------------------------------|-----|---------------------------------|-------------------|
| Most Walks Allowed, Career..... | 375 | Justin Verlander (DET-HOU)..... | 2005-19           |
| Most Walks Allowed, Season..... | 43  | Justin Verlander.....           | 2013              |
| Most Walks Allowed, Game.....   | 8   | Daisuke Matsuzaka (BOS).....    | 5/5/2008 vs. BOS  |
|                                 |     | Ricky Romero (TOR).....         | 8/21/2012 vs. TOR |

**STRIKEOUTS**

|                              |       |                                 |                   |
|------------------------------|-------|---------------------------------|-------------------|
| Most Strikeouts, Career..... | 1,173 | Justin Verlander (DET-HOU)..... | 2005-19           |
| Most Strikeouts, Season..... | 151   | Justin Verlander.....           | 2016              |
| Most Strikeouts, Game.....   | 17    | Anibal Sanchez.....             | 4/26/2013 vs. ATL |

**WILD PITCHES**

|                                |              |                                 |                  |
|--------------------------------|--------------|---------------------------------|------------------|
| Most Wild Pitches, Career..... | 37           | Justin Verlander (DET-HOU)..... | 2005-19          |
| Most Wild Pitches, Season..... | 11           | Jeremy Bonderman.....           | 2003             |
| Most Wild Pitches, Game.....   | 3 (10 times) | last, Jakob Junis (KC).....     | 9/22/2018 vs. KC |

**CLUB PITCHING AT COMERICA PARK**

**HITS ALLOWED**

|                                                      |    |                       |
|------------------------------------------------------|----|-----------------------|
| Most Hits Allowed, Nine-Inning Game by One Club..... | 26 | 9/9/2004 vs. KC (DET) |
| Most Hits Allowed, Nine-Inning Game by Tigers.....   | 26 | 9/9/2004 vs. KC       |

**RUNS ALLOWED**

|                                                      |    |                       |
|------------------------------------------------------|----|-----------------------|
| Most Runs Allowed, Nine-Inning Game by One Club..... | 26 | 9/9/2004 vs. KC (DET) |
| Most Runs Allowed, Nine-Inning Game by Tigers.....   | 26 | 9/9/2004 vs. KC       |

**EARNED RUNS ALLOWED**

|                                                             |    |                       |
|-------------------------------------------------------------|----|-----------------------|
| Most Earned Runs Allowed, Nine-Inning Game by One Club..... | 24 | 9/9/2004 vs. KC (DET) |
| Most Earned Runs Allowed, Nine-Inning Game by Tigers.....   | 24 | 9/9/2004 vs. KC       |

**HOME RUNS ALLOWED**

|                                                           |   |                         |
|-----------------------------------------------------------|---|-------------------------|
| Most Home Runs Allowed, Nine-Inning Game by One Club..... | 7 | 8/8/2004 vs. BOS (BOS)  |
|                                                           |   | 9/11/2007 vs. TEX (DET) |
| Most Home Runs Allowed, Nine-Inning Game by Tigers.....   | 7 | 9/11/2007 vs. TEX       |

**WALKS ALLOWED**

|                                                       |                 |                             |
|-------------------------------------------------------|-----------------|-----------------------------|
| Most Walks Allowed, Nine-Inning Game by One Club..... | 10 (nine times) | last, 5/4/2019 vs. KC (DET) |
| Most Walks Allowed, Nine-Inning Game by Tigers.....   | 10              | 8/10/2010 vs. TB            |
|                                                       |                 | 7/14/2017 vs. TOR           |
|                                                       |                 | 9/21/2017 vs. MIN           |
|                                                       |                 | 5/4/2019 vs. KC             |

**STRIKEOUTS**

|                                                    |    |                         |
|----------------------------------------------------|----|-------------------------|
| Most Strikeouts, Nine-Inning Game by One Club..... | 18 | 4/26/2013 vs. ATL (DET) |
| Most Strikeouts, Nine-Inning Game by Tigers.....   | 18 | 4/26/2013 vs. ATL       |

**CLUB MISCELLANEOUS AT COMERICA PARK**

**ERRORS**

|                                                  |   |                                  |
|--------------------------------------------------|---|----------------------------------|
| Most Errors, Nine-Inning Game by Both Clubs..... | 7 | 6/25/2013 vs. LAA (DET 6, LAA 1) |
| Most Errors, Nine-Inning Game by One Club.....   | 6 | 6/25/2013 vs. LAA (DET)          |
| Most Errors, Nine-Inning Game by Tigers.....     | 6 | 6/25/2013 vs. LAA                |

**LENGTH OF GAMES**

|                                      |      |                            |
|--------------------------------------|------|----------------------------|
| Shortest Nine-Inning Game, Time..... | 1:41 | 7/24/2002 vs. KC           |
| Longest Nine-Inning Game, Time.....  | 4:13 | 8/24/2017 vs. NYY          |
| Longest Extra-Inning Game, Time..... | 5:30 | 6/30/2015 vs. PIT, 14 inn. |



## TIGERS SINGLE-GAME BATTING FEATS

## TIGERS HITTING THREE HOME RUNS IN ONE GAME

| Date              | Batter          | Opponent          | Location                                 |
|-------------------|-----------------|-------------------|------------------------------------------|
| May 5, 1925       | Ty Cobb         | at St. Louis      | Sportsman's Park, St. Louis              |
| May 20, 1940      | Pinky Higgins   | vs. Boston        | Briggs Stadium, Detroit                  |
| September 1, 1941 | Rudy York       | vs. St. Louis     | Briggs Stadium, Detroit                  |
| June 26, 1949     | Pat Mullin      | at New York (AL)  | Yankee Stadium, New York                 |
| April 17, 1955    | Al Kaline       | vs. Kansas City   | Briggs Stadium, Detroit                  |
| May 3, 1959       | Charlie Maxwell | vs. New York (AL) | Briggs Stadium, Detroit                  |
| August 27, 1961   | Rocky Colavito  | at Washington     | Griffith Stadium, Washington             |
| July 5, 1962      | Rocky Colavito  | at Cleveland      | Cleveland Stadium, Cleveland             |
| August 6, 1962    | Steve Boros     | at Cleveland      | Cleveland Stadium, Cleveland             |
| June 9, 1970      | Willie Horton   | vs. Milwaukee     | Tiger Stadium, Detroit                   |
| August 9, 1971    | Bill Freehan    | at Boston         | Fenway Park, Boston                      |
| May 18, 1982      | Larry Herndon   | vs. Oakland       | Tiger Stadium, Detroit                   |
| June 28, 1987     | Bill Madlock    | vs. Baltimore     | Tiger Stadium, Detroit                   |
| May 6, 1990       | Cecil Fielder   | at Toronto        | SkyDome, Toronto                         |
| June 6, 1990      | Cecil Fielder   | at Cleveland      | Cleveland Stadium, Cleveland             |
| April 16, 1996    | Cecil Fielder   | at Toronto        | SkyDome, Toronto                         |
| June 30, 1997     | Bobby Higginson | vs. New York (NL) | Tiger Stadium, Detroit                   |
| June 24, 2000     | Bobby Higginson | at Cleveland      | Jacobs Field, Cleveland                  |
| May 19, 2003      | Carlos Pena     | at Cleveland      | Jacobs Field, Cleveland                  |
| April 4, 2005     | Dmitri Young    | vs. Kansas City   | Comerica Park, Detroit                   |
| May 28, 2010      | Miguel Cabrera  | vs. Oakland       | Comerica Park, Detroit                   |
| May 19, 2013      | Miguel Cabrera  | at Texas          | Rangers Ballpark in Arlington, Arlington |
| June 21, 2015     | J.D. Martinez   | at New York (AL)  | Yankee Stadium, New York                 |
| June 16, 2016     | Victor Martinez | at Kansas City    | Kauffman Stadium, Kansas City            |

## OPPONENTS HITTING THREE HOME RUNS IN ONE GAME

| Date               | Batter              | Opponent          | Location                             |
|--------------------|---------------------|-------------------|--------------------------------------|
| July 9, 1932       | Ben Chapman         | at New York (AL)  | Yankee Stadium, New York             |
| July 15, 1932      | Al Simmons          | at Philadelphia   | Shibe Park, Philadelphia             |
| July 7, 1935       | Moose Solters       | vs. St. Louis     | Navin Field, Detroit                 |
| September 15, 1950 | Johnny Mize         | vs. New York (AL) | Briggs Stadium, Detroit              |
| July 5, 1954       | Bill Glynn          | vs. Cleveland     | Briggs Stadium, Detroit              |
| May 13, 1955       | Mickey Mantle       | at New York (AL)  | Yankee Stadium, New York             |
| June 19, 1973      | George Hendrick     | at Cleveland      | Cleveland Stadium, Cleveland         |
| June 18, 1975      | Fred Lynn           | vs. Boston        | Tiger Stadium, Detroit               |
| July 2, 1975       | Don Baylor          | vs. Baltimore     | Tiger Stadium, Detroit               |
| May 19, 1976       | Carl Yastrzemski    | vs. Boston        | Tiger Stadium, Detroit               |
| July 8, 1979       | Ben Olguvie         | at Milwaukee      | County Stadium, Milwaukee            |
| July 14, 1979      | Claudell Washington | at Chicago (AL)   | Comiskey Park, Chicago               |
| August 17, 1980    | Al Oliver           | vs. Texas         | Tiger Stadium, Detroit               |
| June 20, 1982      | Ben Olguvie         | vs. Milwaukee     | Tiger Stadium, Detroit               |
| July 7, 1982       | Harold Baines       | at Chicago (AL)   | Comiskey Park, Chicago               |
| April 20, 1983     | George Brett        | vs. Kansas City   | Tiger Stadium, Detroit               |
| September 1, 1986  | Jim Presley         | at Seattle        | Kingdome, Seattle                    |
| June 17, 1993      | Carlos Baerga       | vs. Cleveland     | Tiger Stadium, Detroit               |
| April 11, 1996     | Dan Wilson          | vs. Seattle       | Tiger Stadium, Detroit               |
| April 13, 1998     | Lee Stevens         | at Texas          | The Ballpark in Arlington, Arlington |
| July 24, 1999      | Trot Nixon          | vs. Boston        | Tiger Stadium, Detroit               |
| July 9, 2000       | Tyler Houston       | at Milwaukee      | County Stadium, Milwaukee            |
| August 29, 2015    | Edwin Encarnacion   | at Texas          | Rogers Centre, Toronto               |
| September 20, 2015 | Kendrys Morales     | vs. Kansas City   | Comerica Park, Detroit               |
| August 13, 2019    | Kyle Seager         | vs. Seattle       | Comerica Park, Detroit               |

## TIGERS HITTING FOR THE CYCLE

| Date               | Batter            | Opponent                | Location                     |
|--------------------|-------------------|-------------------------|------------------------------|
| September 17, 1920 | Bobby Veach       | vs. Boston (12 inn.)    | Navin Field, Detroit         |
| September 26, 1926 | Bob Fothergill    | vs. Boston              | Navin Field, Detroit         |
| April 20, 1937     | Gee Walker        | vs. Cleveland           | Navin Field, Detroit         |
| May 27, 1939       | Charlie Gehringer | vs. St. Louis           | Briggs Stadium, Detroit      |
| September 14, 1947 | Vic Wertz         | at Washington           | Griffith Stadium, Washington |
| June 2, 1950       | George Kell       | at Philadelphia         | Shibe Park, Philadelphia     |
| September 7, 1950  | Hoot Evers        | vs. Cleveland (10 inn.) | Briggs Stadium, Detroit      |
| July 28, 1993      | Travis Fryman     | vs. New York (AL)       | Tiger Stadium, Detroit       |
| June 8, 2001       | Damion Easley     | vs. Milwaukee           | Comerica Park, Detroit       |
| August 1, 2006     | Carlos Guillen    | at Tampa Bay            | Tropicana Field, Tampa Bay   |

## OPPONENTS HITTING FOR THE CYCLE

| Date               | Batter             | Opponent                | Location                    |
|--------------------|--------------------|-------------------------|-----------------------------|
| August 13, 1921    | George Sisler      | vs. St. Louis (10 inn.) | Navin Field, Detroit        |
| June 27, 1922      | Ray Schalk         | vs. Chicago (AL)        | Navin Field, Detroit        |
| July 26, 1928      | Bob Meusel         | vs. New York (AL)       | Navin Field, Detroit        |
| August 19, 1934    | Moose Solters      | at Boston               | Fenway Park, Boston         |
| August 2, 1940     | Joe Cronin         | vs. Boston              | Briggs Stadium, Detroit     |
| July 6, 1944       | Bob Johnson        | at Boston               | Fenway Park, Boston         |
| May 14, 1965       | Carl Yastrzemski   | at Boston (10 inn.)     | Fenway Park, Boston         |
| September 3, 1976  | Mike Hegan         | vs. Milwaukee           | Tiger Stadium, Detroit      |
| August 3, 1982     | Frank White        | at Kansas City          | Royals Stadium, Kansas City |
| June 5, 1997       | Alex Rodriguez     | vs. Seattle             | Tiger Stadium, Detroit      |
| September 13, 2006 | Gary Matthews, Jr. | vs. Texas               | Comerica Park, Detroit      |
| June 14, 2019      | Jake Bauers        | vs. Cleveland           | Comerica Park, Detroit      |



## TIGERS SWITCH-HIT HOME RUNS IN ONE GAME

| Date               | Batter           | Opponent                    | Location                      |
|--------------------|------------------|-----------------------------|-------------------------------|
| September 16, 1985 | Nelson Simmons   | vs. Baltimore               | Tiger Stadium, Detroit        |
| May 7, 1993        | Mickey Tettleton | vs. New York (AL) (12 inn.) | Tiger Stadium, Detroit        |
| September 7, 1993  | Chad Kreuter     | vs. California              | Tiger Stadium, Detroit        |
| June 6, 1996       | Raul Casanova    | at Baltimore                | Camden Yards, Baltimore       |
| July 15, 1996      | Melvin Nieves    | at Milwaukee                | County Stadium, Milwaukee     |
| August 20, 1996    | Melvin Nieves    | vs. Chicago (AL)            | Tiger Stadium, Detroit        |
| April 5, 1997      | Tony Clark       | at Chicago (AL)             | Comiskey Park, Chicago        |
| June 17, 1998      | Tony Clark       | vs. Minnesota               | Tiger Stadium, Detroit        |
| July 26, 1998      | Tony Clark       | at Cleveland                | Jacobs Field, Cleveland       |
| August 1, 1998     | Tony Clark       | at Tampa Bay                | Tropicana Field, Tampa Bay    |
| July 18, 1999      | Tony Clark       | at Cincinnati               | Cinergy Field, Cincinnati     |
| July 25, 1999      | Tony Clark       | vs. Boston                  | Tiger Stadium, Detroit        |
| May 31, 2004       | Carlos Guillen   | vs. Kansas City             | Comerica Park, Detroit        |
| July 24, 2004      | Carlos Guillen   | at Chicago (AL)             | U.S. Cellular Field, Chicago  |
| September 18, 2004 | Dmitri Young     | at Chicago (AL) (12 inn.)   | U.S. Cellular Field, Chicago  |
| September 12, 2006 | Carlos Guillen   | vs. Texas                   | Comerica Park, Detroit        |
| September 23, 2009 | Carlos Guillen   | at Cleveland                | Progressive Field, Cleveland  |
| June 16, 2016      | Victor Martinez  | at Kansas City              | Kauffman Stadium, Kansas City |
| July 1, 2016       | Victor Martinez  | at Tampa Bay                | Tropicana Field, Tampa Bay    |
| August 30, 2018    | Victor Martinez  | at New York (AL)            | Yankee Stadium, New York      |

## OPPONENTS SWITCH-HIT HOME RUNS IN ONE GAME

| Date                  | Batter           | Opponent                    | Location                       |
|-----------------------|------------------|-----------------------------|--------------------------------|
| May 13, 1955          | Mickey Mantle    | at New York (AL)            | Yankee Stadium, New York       |
| April 26, 1961        | Mickey Mantle    | vs. New York (AL) (10 inn.) | Tiger Stadium, Detroit         |
| August 11, 1968       | Reggie Smith     | vs. Boston                  | Tiger Stadium, Detroit         |
| April 16, 1973        | Reggie Smith     | at Boston                   | Fenway Park, Boston            |
| June 13, 1988         | Mickey Tettleton | vs. Baltimore               | Tiger Stadium, Detroit         |
| September 12, 1996    | Bernie Williams  | vs. New York (AL)           | Tiger Stadium, Detroit         |
| May 24, 2005          | Jorge Posada     | at New York (AL)            | Yankee Stadium, New York       |
| August 16, 2005       | Jason Varitek    | vs. Boston (10 inn.)        | Comerica Park, Detroit         |
| June 1, 2007          | Victor Martinez  | at Cleveland                | Jacobs Field, Cleveland        |
| April 28, 2012        | Nick Swisher     | at New York (AL)            | Yankee Stadium, New York       |
| June 20, 2015         | Carlos Beltran   | at New York (AL)            | Yankee Stadium, New York       |
| July 2, 2017          | José Ramirez     | vs. Cleveland               | Comerica Park, Detroit         |
| September 3, 2017     | José Ramirez     | vs. Cleveland               | Comerica Park, Detroit         |
| July 3, 2019 (Game 2) | Yoan Moncada     | at Chicago (AL)             | Guaranteed Rate Field, Chicago |

## TIGERS HOME RUN IN FIRST MAJOR LEAGUE AT-BAT

| Date               | Batter         | Opponent         | Pitcher        | Location                     |
|--------------------|----------------|------------------|----------------|------------------------------|
| April 23, 1944     | Hack Miller    | at Cleveland     | Al Smith       | Cleveland Stadium, Cleveland |
| April 20, 1948     | Sam Vico*      | at Chicago       | Joe Haynes     | Comiskey Park, Chicago       |
| June 19, 1963      | Gates Brown    | at Boston        | Bob Heffner    | Fenway Park, Boston          |
| September 30, 1964 | Bill Roman     | at New York (AL) | Jim Bouton     | Yankee Stadium, New York     |
| September 2, 1970  | Gene Lamont    | at Boston        | Cal Koonce     | Fenway Park, Boston          |
| September 1, 1974  | Reggie Sanders | vs. Oakland      | Catfish Hunter | Tiger Stadium, Detroit       |
| August 19, 2015    | Daniel Norris  | at Chicago (NL)  | Jon Lester     | Wrigley Field, Chicago       |

\*Homered on first Major League pitch

## OPPONENTS HOME RUN IN FIRST MAJOR LEAGUE AT-BAT

| Date            | Batter       | Opponent             | Pitcher          | Location                          |
|-----------------|--------------|----------------------|------------------|-----------------------------------|
| April 16, 1929  | Earl Averill | at Cleveland         | Earl Whitehill   | League Park, Cleveland            |
| May 3, 1963     | Buster Narum | vs. Baltimore        | Don Mossi        | Tiger Stadium, Detroit            |
| July 11, 1968   | Rick Renick  | at Minnesota         | Mickey Lolich    | Metropolitan Stadium, Minneapolis |
| August 22, 1975 | Dave McKay   | at Minnesota         | Vern Ruhle       | Metropolitan Stadium, Minneapolis |
| June 29, 1984   | Andre David  | vs. Minnesota        | Jack Morris      | Tiger Stadium, Detroit            |
| May 4, 2006     | Mike Napoli  | vs. Los Angeles (AL) | Justin Verlander | Comerica Park, Detroit            |

## LOW-HIT GAMES BY TIGERS

## NO-HITTERS

| Date            | Pitcher          | Opponent         | Location                 | Score |
|-----------------|------------------|------------------|--------------------------|-------|
| July 4, 1912    | George Mullin    | vs. St. Louis    | Navin Field, Detroit     | 7-0   |
| May 15, 1952    | Virgil Trucks    | vs. Washington   | Briggs Stadium, Detroit  | 1-0   |
| August 25, 1952 | Virgil Trucks    | at New York (AL) | Yankee Stadium, New York | 1-0   |
| July 20, 1958   | Jim Bunning      | at Boston        | Fenway Park, Boston      | 3-0   |
| April 7, 1984   | Jack Morris      | at Chicago (AL)  | Comiskey Park, Chicago   | 4-0   |
| June 12, 2007   | Justin Verlander | vs. Milwaukee    | Comerica Park, Detroit   | 4-0   |
| May 7, 2011     | Justin Verlander | at Toronto       | Rogers Centre, Toronto   | 9-0   |

## ONE-HITTERS (since 1954)

| Date               | Pitcher       | Opponent          | Location                        | Score |
|--------------------|---------------|-------------------|---------------------------------|-------|
| May 2, 1954        | Billy Hoelt   | at New York (AL)  | Yankee Stadium, New York        | 4-0   |
| April 14, 1961     | Frank Lary    | vs. Chicago (AL)  | Briggs Stadium, Detroit         | 7-0   |
| July 3, 1965       | Denny McLain  | at Washington     | RFK Stadium, Washington         | 1-0   |
| May 6, 1966        | Denny McLain  | at Chicago (AL)   | Comiskey Park, Chicago          | 1-0   |
| May 30, 1966       | Denny McLain  | at Kansas City    | Municipal Stadium, Kansas City  | 5-2   |
| August 18, 1967    | Mickey Lolich | vs. Cleveland     | Tiger Stadium, Detroit          | 4-0   |
| July 25, 1968      | Joe Sparma    | at Washington     | RFK Stadium, Washington         | 4-1   |
| August 20, 1968    | John Hiller   | vs. Chicago (AL)  | Tiger Stadium, Detroit          | 7-0   |
| May 31, 1969       | Joe Sparma    | at Seattle        | Sick's Stadium, Seattle         | 3-2   |
| July 2, 1970       | Joe Niekro    | vs. New York (AL) | Tiger Stadium, Detroit          | 5-0   |
| September 23, 1973 | Joe Coleman   | vs. Boston        | Tiger Stadium, Detroit          | 3-0   |
| August 1, 1974     | Woodie Fryman | at Milwaukee      | County Stadium, Milwaukee       | 4-2   |
| May 6, 1975        | Joe Coleman   | vs. Milwaukee     | Tiger Stadium, Detroit          | 4-2   |
| May 7, 1976        | Ray Bare      | vs. Chicago (AL)  | Tiger Stadium, Detroit          | 5-0   |
| August 21, 1980    | Jack Morris   | at Minnesota      | Metropolitan Stadium, Minnesota | 4-2   |
| April 20, 1982     | Milt Wilcox   | vs. Kansas City   | Tiger Stadium, Detroit          | 8-0   |
| April 15, 1983     | Milt Wilcox   | at Chicago (AL)   | Comiskey Park, Chicago          | 6-0   |
| August 2, 1985     | Frank Tanana  | vs. Milwaukee     | Tiger Stadium, Detroit          | 4-1   |



# TIGERS RECORD BOOK

## Tigers One-Hitters Continued

| Date               | Pitcher           | Opponent             | Location                    | Score |
|--------------------|-------------------|----------------------|-----------------------------|-------|
| August 20, 1986    | Walt Terrell      | vs. California       | Tiger Stadium, Detroit      | 3-0   |
| July 28, 1988      | Jeff Robinson     | vs. Kansas City      | Tiger Stadium, Detroit      | 7-1   |
| September 25, 1988 | Jack Morris       | at Baltimore         | Memorial Stadium, Baltimore | 2-1   |
| July 6, 1990       | Jack Morris       | vs. Kansas City      | Tiger Stadium, Detroit      | 4-0   |
| July 25, 1993      | Mike Moore        | vs. Kansas City      | Tiger Stadium, Detroit      | 3-0   |
| August 23, 1993    | Mike Moore        | vs. Oakland          | Tiger Stadium, Detroit      | 9-0   |
| September 9, 1997  | Scott Sanders     | vs. Texas            | Tiger Stadium, Detroit      | 2-0   |
| May 22, 2002       | Jeff Weaver       | vs. Cleveland        | Comerica Park, Detroit      | 4-0   |
| July 16, 2004      | Mike Maroth       | vs. New York (AL)    | Comerica Park, Detroit      | 8-0   |
| June 2, 2010       | Armando Galarraga | vs. Cleveland        | Comerica Park, Detroit      | 3-0   |
| May 18, 2012       | Justin Verlander  | vs. Pittsburgh       | Comerica Park, Detroit      | 6-0   |
| May 24, 2013       | Anibal Sanchez    | vs. Minnesota        | Comerica Park, Detroit      | 6-0   |
| August 21, 2014    | David Price       | at Tampa Bay         | Tropicana Field, Tampa Bay  | 1-0   |
| August 20, 2015    | Alfredo Simon     | vs. Texas            | Comerica Park, Detroit      | 5-0   |
| August 26, 2015    | Justin Verlander  | vs. Los Angeles (AL) | Comerica Park, Detroit      | 5-0   |
| September 17, 2017 | Matthew Boyd      | vs. Chicago (AL)     | Comerica Park, Detroit      | 12-0  |

## COMBINED ONE-HITTERS (since 1954)

| Date            | Pitchers                           | Opponent      | Location               | Score |
|-----------------|------------------------------------|---------------|------------------------|-------|
| July 14, 1985   | Terrell, Hernandez                 | vs. Minnesota | Tiger Stadium, Detroit | 8-0   |
| May 25, 1988    | Robinson, Hernandez                | vs. Milwaukee | Tiger Stadium, Detroit | 4-3   |
| June 25, 2004   | Johnson, Urbina                    | vs. Arizona   | Comerica Park, Detroit | 2-1   |
| August 21, 2007 | Jurjens, Zumaya, Rodney, Jones     | vs. Cleveland | Comerica Park, Detroit | 2-1   |
| May 19, 2009    | Willis, Lyon, Seay, Zumaya, Rodney | vs. Texas     | Comerica Park, Detroit | 4-0   |

## LOW-HIT GAMES AGAINST TIGERS

### NO-HITTERS

| Date               | Pitcher            | Opponent         | Location                        | Score |
|--------------------|--------------------|------------------|---------------------------------|-------|
| September 20, 1902 | Jim Callahan       | at Chicago (AL)  | Comiskey Park, Chicago          | 3-0   |
| September 6, 1905  | Frank Smith        | vs. Chicago (AL) | Bennett Park, Detroit           | 15-0  |
| August 30, 1912    | Earl Hamilton      | vs. St. Louis    | Navin Field, Detroit            | 5-1   |
| June 3, 1918       | Hub Leonard        | vs. Boston       | Navin Field, Detroit            | 5-0   |
| April 30, 1922     | Charley Robertson* | vs. Chicago      | Navin Field, Detroit            | 0-2   |
| June 30, 1948      | Bob Lemon          | vs. Cleveland    | Briggs Stadium, Detroit         | 2-0   |
| July 1, 1951       | Bob Feller         | at Cleveland     | Cleveland Stadium, Cleveland    | 2-1   |
| September 10, 1967 | Joe Horlen         | at Chicago (AL)  | Comiskey Park, Chicago          | 6-0   |
| April 27, 1973     | Steve Busby        | vs. Kansas City  | Tiger Stadium, Detroit          | 3-0   |
| July 15, 1973      | Nolan Ryan         | vs. California   | Tiger Stadium, Detroit          | 6-0   |
| June 2, 1990       | Randy Johnson      | at Seattle       | Kingdome, Seattle               | 2-0   |
| July 26, 2010      | Matt Garza         | at Tampa Bay     | Tropicana Field, St. Petersburg | 5-0   |
| September 29, 2013 | Henderson Alvarez  | at Miami         | Marlins Park, Miami             | 1-0   |

\*Perfect Game

### COMBINED NO-HITTERS

| Date           | Pitchers                | Opponent      | Location                    | Score            |
|----------------|-------------------------|---------------|-----------------------------|------------------|
| April 30, 1967 | Steve Barber/Stu Miller | vs. Baltimore | Memorial Stadium, Baltimore | 2-1 <sup>A</sup> |

<sup>A</sup>Tigers Victory

### ONE HITTERS (since 1954)

| Date               | Pitcher           | Opponent          | Location                          | Score            |
|--------------------|-------------------|-------------------|-----------------------------------|------------------|
| July 6, 1954       | Virgil Trucks     | vs. Chicago (AL)  | Briggs Stadium, Detroit           | 4-0              |
| May 22, 1955       | Early Wynn        | vs. Cleveland     | Briggs Stadium, Detroit           | 4-0              |
| July 15, 1959      | Camilo Pascual    | at Washington     | Griffith Stadium, Washington      | 3-0              |
| May 7, 1960        | Bill Monbouquette | at Boston         | Fenway Park, Boston               | 5-0              |
| July 19, 1960      | Pedro Ramos       | vs. Washington    | Briggs Stadium, Detroit           | 5-0              |
| August 19, 1967    | John O'Donoghue   | vs. Cleveland     | Tiger Stadium, Detroit            | 5-0              |
| April 24, 1968     | Steve Hargan      | at Cleveland      | Cleveland Stadium, Cleveland      | 2-0              |
| May 6, 1968        | Dave Leonhard     | at Baltimore      | Memorial Stadium, Baltimore       | 4-0              |
| April 12, 1969     | Mel Stottlemyre   | vs. New York (AL) | Tiger Stadium, Detroit            | 4-0              |
| July 16, 1971      | Vida Blue         | at Oakland        | Oakland-Alameda Coliseum, Oakland | 4-0              |
| August 1, 1972     | Skip Lockwood     | vs. Milwaukee     | Tiger Stadium, Detroit            | 9-0              |
| June 8, 1975       | Ken Holtzman      | at Oakland        | Oakland-Alameda Coliseum, Oakland | 4-0              |
| August 28, 1976    | Vida Blue         | at Oakland        | Oakland-Alameda Coliseum, Oakland | 5-2              |
| September 2, 1987  | Tom Candiotti     | vs. Cleveland     | Tiger Stadium, Detroit            | 2-1 <sup>A</sup> |
| July 7, 1990       | Kevin Appier      | vs. Kansas City   | Tiger Stadium, Detroit            | 4-0              |
| May 3, 1996        | Ken Hill          | vs. Texas         | Tiger Stadium, Detroit            | 11-0             |
| May 4, 1996        | Roger Pavlik      | vs. Texas         | Tiger Stadium, Detroit            | 3-1              |
| September 27, 1998 | Roy Halladay      | at Toronto        | Skydome, Toronto                  | 2-1              |
| May 2, 2003        | Joe Kennedy       | vs. Tampa Bay     | Comerica Park, Detroit            | 2-0              |
| April 11, 2014     | Andrew Cashner    | at San Diego      | Petco Park, San Diego             | 6-0              |
| September 21, 2015 | Jeff Samardzija   | vs. Chicago (AL)  | Comerica Park, Detroit            | 2-0              |

<sup>A</sup>Tigers Victory

### COMBINED ONE HITTERS (since 1954)

| Date               | Pitchers                             | Opponent          | Location                             | Score |
|--------------------|--------------------------------------|-------------------|--------------------------------------|-------|
| April 10, 1982     | Leonard, Jackson, Quisenberry        | at Kansas City    | Royals Stadium, Kansas City          | 5-2   |
| September 18, 1988 | Milacki, Niedenfuier                 | vs. Baltimore     | Tiger Stadium, Detroit               | 2-0   |
| April 10, 1991     | Sanderson, Cadaret                   | vs. New York (AL) | Tiger Stadium, Detroit               | 4-0   |
| September 26, 1997 | Pettitte, Boehringer, Rivera, Nelson | vs. New York (AL) | Tiger Stadium, Detroit               | 8-2   |
| August 18, 1999    | Alvarez, Lopez                       | vs. Tampa Bay     | Tiger Stadium, Detroit               | 4-0   |
| August 4, 2002     | Lidle, Rincon, Bradford, Koch        | at Oakland        | Network Associates Coliseum, Oakland | 4-0   |
| July 18, 2015      | Tillman, Britton                     | vs. Baltimore     | Comerica Park, Detroit               | 3-0   |
| May 22, 2017       | Pearce, Devenski, Harris, Giles      | at Houston        | Minute Maid Park, Houston            | 1-0   |
| August 7, 2017     | Williams, Kontos, Nicasio            | at Pittsburgh     | PNC Park, Pittsburgh                 | 3-0   |
| July 16, 2019      | Plesac, Clippard, Goody, Olson       | at Cleveland      | Progressive Field, Cleveland         | 8-0   |



**TIGERS GRAND SLAMS**

**GRAND SLAMS BY CURRENT TIGERS**

| Player           | No. | Last      | Opponent      | Site                        | Pitcher           |
|------------------|-----|-----------|---------------|-----------------------------|-------------------|
| Miguel Cabrera   | 1   | 9/15/2007 | at Colorado   | Coors Field                 | Juan Morillo      |
| Miguel Cabrera   | 2   | 4/10/2009 | Texas         | Comerica Park               | Kris Benson       |
| Miguel Cabrera   | 3   | 9/18/2012 | Oakland       | Comerica Park               | Jesse Chavez      |
| Miguel Cabrera   | 4   | 6/1/2013  | at Baltimore  | Oriole Park at Camden Yards | T.J. McFarland    |
| Miguel Cabrera   | 5   | 6/4/2019  | Tampa Bay     | Comerica Park               | Blake Snell       |
| Robbie Grossman  | 1   | 7/2/2018  | at Milwaukee  | Miller Park                 | Brent Suter       |
| Nomar Mazara     | 1   | 4/7/2017  | Oakland       | Globe Life Park             | Raul Alcantara    |
| Isaac Paredes    | 1   | 8/21/2020 | at Cleveland  | Progressive Field           | Adam Plutko       |
| Wilson Ramos     | 1   | 7/28/2013 | New York (NL) | Nationals Park              | Carlos Torres     |
| Wilson Ramos     | 2   | 9/7/2015  | New York (NL) | Nationals Park              | Jon Niese         |
| Wilson Ramos     | 3   | 9/22/2017 | at Baltimore  | Oriole Park at Camden Yards | Ubaldo Jimenez    |
| Wilson Ramos     | 4   | 5/14/2019 | at Washington | Nationals Park              | Jeremy Hellickson |
| Jonathan Schoop  | 1   | 4/11/2015 | Toronto       | Oriole Park at Camden Yards | Todd Redmond      |
| Jonathan Schoop  | 2   | 5/14/2016 | Detroit       | Oriole Park at Camden Yards | Mark Lowe         |
| Jonathan Schoop  | 3   | 9/9/2018  | San Francisco | Miller Park                 | Madison Bumgarner |
| Jonathan Schoop  | 4   | 8/25/2020 | Chicago (NL)  | Comerica Park               | Casey Sadler      |
| Christin Stewart | 1   | 4/6/2019  | Kansas City   | Comerica Park               | Wily Peralta      |

**CAREER LEADERS**

|                |    |
|----------------|----|
| Hank Greenberg | 10 |
| Rudy York      | 10 |
| Cecil Fielder  | 10 |
| Norm Cash      | 8  |
| Dick McAuliffe | 8  |
| Jim Northrup   | 8  |
| Willie Horton  | 6  |
| Marcus Thames  | 6  |
| Eight Players  | 5  |

**SINGLE-SEASON LEADERS**

|                 |   |      |
|-----------------|---|------|
| Rudy York       | 4 | 1938 |
| Jim Northrup    | 4 | 1968 |
| Willie Horton   | 3 | 1969 |
| Dan Gladden     | 3 | 1993 |
| Justin Upton    | 3 | 2017 |
| Bobby Higginson | 3 | 1997 |
| Many Players    | 2 |      |

**CLUB LEADERS**

|      |    |
|------|----|
| 1938 | 10 |
| 1939 | 8  |
| 1993 | 8  |
| 2007 | 8  |
| 1949 | 7  |
| 2009 | 7  |
| 2017 | 7  |

**PINCH-HIT GRAND SLAMS IN CLUB HISTORY**

| Date      | Player           | Opponent          | Site              | Pitcher         |
|-----------|------------------|-------------------|-------------------|-----------------|
| 5/14/1939 | Rudy York        | at St. Louis      | Sportsman's Park  | Lefty Mills     |
| 5/31/1944 | Al Unser         | vs. New York (AL) | Briggs Stadium    | Monk Dubiel     |
| 7/15/1945 | Zeb Eaton        | at New York (AL)  | Yankee Stadium    | Hank Borowy     |
| 7/26/1952 | Bud Souchock     | vs. New York (AL) | Briggs Stadium    | Bobby Hogue     |
| 9/3/1952  | Don Kolloway     | at Cleveland      | Cleveland Stadium | Lou Risher      |
| 7/3/1983  | John Wockenfuss  | vs. Baltimore     | Tiger Stadium     | Dan Morogiello  |
| 7/23/1986 | Johnny Grubb     | vs. Minnesota     | Tiger Stadium     | Frank Pastore   |
| 8/16/1986 | Larry Herndon    | at Boston         | Fenway Park       | Joe Sambito     |
| 5/6/1988  | Pat Sheridan     | at Seattle        | Kingdome          | Michael Jackson |
| 9/25/1988 | Fred Lynn        | at Baltimore      | Memorial Stadium  | Tom Niedenfuer  |
| 8/11/1991 | Mickey Tettleton | at New York (AL)  | Yankee Stadium    | Lee Gutterman   |
| 8/12/1993 | Chad Kreuter     | vs. Baltimore     | Tiger Stadium     | Jim Poole       |

**TIGERS LEADOFF HOME RUNS**

|                          |                  |                 |                        |              |               |
|--------------------------|------------------|-----------------|------------------------|--------------|---------------|
| <b>Jeimer Candelario</b> |                  |                 | <b>Robbie Grossman</b> |              |               |
| Date                     | Opponent         | Pitcher         | Date                   | Opponent     | Pitcher       |
| 6/2/2018                 | Toronto          | J.A. Happ       | 6/20/2018              | Boston       | David Price   |
| 8/30/2018                | at Toronto       | J.A. Happ       | <b>JaCoby Jones</b>    |              |               |
| 9/5/2018                 | at Chicago (AL)  | Michael Kopech  | Date                   | Opponent     | Pitcher       |
| 9/14/2018                | at Cleveland     | Josh Tomlin     | 5/15/2018              | Cleveland    | Josh Tomlin   |
| <b>Greg Garcia</b>       |                  |                 | 6/23/2019              | at Cleveland | Zach Plesac   |
| Date                     | Opponent         | Pitcher         | <b>Victor Reyes</b>    |              |               |
| 9/1/2019                 | at San Francisco | Jeff Samardzija | Date                   | Opponent     | Pitcher       |
| <b>Niko Goodrum</b>      |                  |                 | 8/20/2019              | at Houston   | Aaron Sanchez |
| Date                     | Opponent         | Pitcher         | 9/5/2020               | at Minnesota | Kenta Maeda   |
| 8/8/2020                 | at Pittsburgh    | Derek Holland   |                        |              |               |

**CAREER LEADERS**

|                   |    |
|-------------------|----|
| Curtis Granderson | 24 |
| Lou Whitaker      | 23 |
| Dick McAuliffe    | 19 |
| Ian Kinsler       | 17 |
| Tony Phillips     | 13 |
| Austin Jackson    | 10 |

**SINGLE-SEASON LEADERS**

|                   |   |            |
|-------------------|---|------------|
| Ian Kinsler       | 8 | 2016       |
| Curtis Granderson | 7 | 2007, 2009 |
| Ian Kinsler       | 6 | 2006       |
| Austin Jackson    | 6 | 2012       |
| Ian Kinsler       | 6 | 2017       |
| Four Players      | 5 |            |

**CLUB LEADERS**

|                  |   |
|------------------|---|
| 2007, 2009, 2016 | 8 |
| 1999             | 7 |
| 2006             | 7 |
| Seven Seasons    | 6 |

**TIGERS WALK-OFF HOME RUNS**

|                          |              |               |                        |             |                 |
|--------------------------|--------------|---------------|------------------------|-------------|-----------------|
| <b>Miguel Cabrera</b>    |              |               | <b>JaCoby Jones</b>    |             |                 |
| Date                     | Opponent     | Pitcher       | Date                   | Opponent    | Pitcher         |
| 6/20/2003                | Tampa Bay    | Al Levine     | 4/20/2018 (Gm. 1)      | Kansas City | Brad Keller     |
| 6/12/2008                | Chicago (AL) | Octavio Dotel | <b>Nomar Mazara</b>    |             |                 |
| 7/9/2008                 | Cleveland    | Jensen Lewis  | Date                   | Opponent    | Pitcher         |
| 9/3/2011                 | Chicago (AL) | Sergio Santos | 5/9/2018               | Detroit     | Warwick Saupold |
| 8/5/2012                 | Cleveland    | Chris Perez   | <b>Wilson Ramos</b>    |             |                 |
| 8/17/2013                | Kansas City  | Aaron Crow    | Date                   | Opponent    | Pitcher         |
| 6/15/2017                | Tampa Bay    | Tommy Hunter  | 6/21/2011              | Seattle     | David Pauley    |
| <b>Jeimer Candelario</b> |              |               | <b>Jonathan Schoop</b> |             |                 |
| Date                     | Opponent     | Pitcher       | Date                   | Opponent    | Pitcher         |
| 6/9/2018                 | Cleveland    | Cody Allen    | 7/10/2015              | Washington  | Tanner Roark    |
| 9/7/2018                 | St. Louis    | Jordan Hicks  |                        |             |                 |

**CAREER LEADERS**

|                |   |
|----------------|---|
| Lou Whitaker   | 8 |
| Kirk Gibson    | 7 |
| Miguel Cabrera | 6 |
| Hank Greenberg | 6 |
| Willie Horton  | 6 |
| Brandon Inge   | 6 |
| Al Kaline      | 6 |

**SINGLE-SEASON LEADERS**

|                  |   |      |
|------------------|---|------|
| Mickey Tettleton | 3 | 1992 |
| 26 Players       | 2 |      |

**CLUB LEADERS**

|            |   |
|------------|---|
| 1968       | 7 |
| 1988       | 6 |
| 1969       | 5 |
| 1994       | 5 |
| 10 Seasons | 4 |



# TIGERS CAREER TOP TEN

## BATTING LEADERS

### BATTING AVERAGE (min. 2,000 AB)

|             |                       |                        |
|-------------|-----------------------|------------------------|
| .369        | Ty Cobb               | 1905-26                |
| .342        | Harry Heilmann        | 1914, 1916-29          |
| .337        | Bob Fothergill        | 1922-30                |
| .325        | George Kell           | 1946-52                |
| .321        | Heinie Manush         | 1923-27                |
| .320        | Charlie Gehringer     | 1924-42                |
| .319        | Hank Greenberg        | 1930, 1933-41, 1945-46 |
| .317        | Gee Walker            | 1931-37                |
| <b>.315</b> | <b>Miguel Cabrera</b> | <b>2008-19</b>         |
| .314        | Harvey Kuenn          | 1952-59                |

### GAMES

|       |                   |               |
|-------|-------------------|---------------|
| 2,834 | Al Kaline         | 1953-74       |
| 2,805 | Ty Cobb           | 1905-26       |
| 2,390 | Lou Whitaker      | 1977-95       |
| 2,323 | Charlie Gehringer | 1924-42       |
| 2,293 | Alan Trammell     | 1977-96       |
| 2,114 | Sam Crawford      | 1903-17       |
| 2,018 | Norm Cash         | 1960-74       |
| 1,989 | Harry Heilmann    | 1914, 1916-29 |
| 1,872 | Donie Bush        | 1908-21       |
| 1,774 | Bill Freehan      | 1961, 1963-76 |

### AT-BATS

|              |                       |                |
|--------------|-----------------------|----------------|
| 10,586       | Ty Cobb               | 1905-26        |
| 10,116       | Al Kaline             | 1953-74        |
| 8,860        | Charlie Gehringer     | 1924-42        |
| 8,570        | Lou Whitaker          | 1977-95        |
| 8,288        | Alan Trammell         | 1977-96        |
| 7,989        | Sam Crawford          | 1903-17        |
| 7,297        | Harry Heilmann        | 1914, 1916-29  |
| 6,970        | Donie Bush            | 1908-21        |
| 6,593        | Norm Cash             | 1960-74        |
| <b>6,459</b> | <b>Miguel Cabrera</b> | <b>2008-20</b> |

### RUNS

|              |                       |                |
|--------------|-----------------------|----------------|
| 2,087        | Ty Cobb               | 1905-26        |
| 1,775        | Charlie Gehringer     | 1924-42        |
| 1,622        | Al Kaline             | 1953-74        |
| 1,386        | Lou Whitaker          | 1977-95        |
| 1,242        | Donie Bush            | 1908-21        |
| 1,231        | Alan Trammell         | 1977-96        |
| 1,209        | Harry Heilmann        | 1914, 1916-29  |
| 1,117        | Sam Crawford          | 1903-17        |
| 1,027        | Norm Cash             | 1960-74        |
| <b>1,008</b> | <b>Miguel Cabrera</b> | <b>2008-20</b> |

### HITS

|              |                       |                |
|--------------|-----------------------|----------------|
| 3,902        | Ty Cobb               | 1905-26        |
| 3,007        | Al Kaline             | 1953-74        |
| 2,839        | Charlie Gehringer     | 1924-42        |
| 2,499        | Harry Heilmann        | 1914, 1916-29  |
| 2,461        | Sam Crawford          | 1903-17        |
| 2,369        | Lou Whitaker          | 1977-95        |
| 2,365        | Alan Trammell         | 1977-96        |
| <b>2,024</b> | <b>Miguel Cabrera</b> | <b>2008-20</b> |
| 1,859        | Bobby Veach           | 1912-23        |
| 1,793        | Norm Cash             | 1960-74        |

### TOTAL BASES

|              |                       |                        |
|--------------|-----------------------|------------------------|
| 5,472        | Ty Cobb               | 1905-26                |
| 4,852        | Al Kaline             | 1953-74                |
| 4,257        | Charlie Gehringer     | 1924-42                |
| 3,778        | Harry Heilmann        | 1914, 1916-29          |
| 3,651        | Lou Whitaker          | 1977-95                |
| 3,571        | Sam Crawford          | 1903-17                |
| <b>3,483</b> | <b>Miguel Cabrera</b> | <b>2008-20</b>         |
| 3,442        | Alan Trammell         | 1977-96                |
| 3,233        | Norm Cash             | 1960-74                |
| 2,950        | Hank Greenberg        | 1930, 1933-41, 1945-46 |

### EXTRA-BASE HITS

|            |                       |                        |
|------------|-----------------------|------------------------|
| 1,062      | Ty Cobb               | 1905-26                |
| 972        | Al Kaline             | 1953-74                |
| 904        | Charlie Gehringer     | 1924-42                |
| 806        | Harry Heilmann        | 1914, 1916-29          |
| <b>754</b> | <b>Miguel Cabrera</b> | <b>2008-20</b>         |
| 741        | Hank Greenberg        | 1930, 1933-41, 1945-46 |
| 729        | Lou Whitaker          | 1977-95                |
| 721        | Sam Crawford          | 1903-17                |
| 654        | Norm Cash             | 1960-74                |
| 652        | Alan Trammell         | 1977-96                |

### DOUBLES

|            |                       |                        |
|------------|-----------------------|------------------------|
| 665        | Ty Cobb               | 1905-26                |
| 574        | Charlie Gehringer     | 1924-42                |
| 498        | Al Kaline             | 1953-74                |
| 497        | Harry Heilmann        | 1914, 1916-29          |
| 420        | Lou Whitaker          | 1977-95                |
| 412        | Alan Trammell         | 1977-96                |
| 402        | Sam Crawford          | 1903-17                |
| <b>398</b> | <b>Miguel Cabrera</b> | <b>2008-20</b>         |
| 366        | Hank Greenberg        | 1930, 1933-41, 1945-46 |
| 345        | Bobby Veach           | 1912-23                |

### TRIPLES

|     |                   |                        |
|-----|-------------------|------------------------|
| 286 | Ty Cobb           | 1905-26                |
| 249 | Sam Crawford      | 1903-17                |
| 146 | Charlie Gehringer | 1924-42                |
| 145 | Harry Heilmann    | 1914, 1916-29          |
| 136 | Bobby Veach       | 1912-23                |
| 75  | Al Kaline         | 1953-74                |
| 73  | Donie Bush        | 1908-21                |
| 70  | Dick McAuliffe    | 1960-73                |
| 69  | Hank Greenberg    | 1930, 1933-41, 1945-46 |
| 66  | Lu Blue           | 1921-27                |

### HOME RUNS

|            |                       |                        |
|------------|-----------------------|------------------------|
| 399        | Al Kaline             | 1953-74                |
| 373        | Norm Cash             | 1960-74                |
| <b>349</b> | <b>Miguel Cabrera</b> | <b>2008-20</b>         |
| 306        | Hank Greenberg        | 1930, 1933-41, 1945-46 |
| 262        | Willie Horton         | 1963-77                |
| 245        | Cecil Fielder         | 1990-96                |
| 244        | Lou Whitaker          | 1977-95                |
| 239        | Rudy York             | 1934, 1937-45          |
| 212        | Lance Parrish         | 1977-86                |
| 200        | Bill Freehan          | 1961, 1963-76          |

### RUNS BATTED IN (since 1920)

|              |                       |                        |
|--------------|-----------------------|------------------------|
| 1,582        | Al Kaline             | 1953-74                |
| 1,427        | Charlie Gehringer     | 1924-42                |
| <b>1,206</b> | <b>Miguel Cabrera</b> | <b>2008-20</b>         |
| 1,202        | Hank Greenberg        | 1930, 1933-41, 1945-46 |
| 1,133        | Harry Heilmann        | 1914, 1916-29          |
| 1,088        | Norm Cash             | 1960-74                |
| 1,084        | Lou Whitaker          | 1977-95                |
| 1,003        | Alan Trammell         | 1977-96                |
| 937          | Rudy York             | 1934, 1937-45          |
| 886          | Willie Horton         | 1963-77                |

### WALKS

|            |                       |                |
|------------|-----------------------|----------------|
| 1,277      | Al Kaline             | 1953-74        |
| 1,197      | Lou Whitaker          | 1977-95        |
| 1,186      | Charlie Gehringer     | 1924-42        |
| 1,148      | Ty Cobb               | 1905-26        |
| 1,125      | Donie Bush            | 1908-21        |
| 1,025      | Norm Cash             | 1960-74        |
| 850        | Alan Trammell         | 1977-96        |
| 842        | Dick McAuliffe        | 1960-73        |
| <b>837</b> | <b>Miguel Cabrera</b> | <b>2008-20</b> |
| 792        | Harry Heilmann        | 1914, 1916-29  |

### STRIKEOUTS

|              |                       |                  |
|--------------|-----------------------|------------------|
| <b>1,220</b> | <b>Miguel Cabrera</b> | <b>2008-20</b>   |
| 1,189        | Brandon Inge          | 2001-12          |
| 1,099        | Lou Whitaker          | 1977-95          |
| 1,081        | Norm Cash             | 1960-74          |
| 1,020        | Al Kaline             | 1953-74          |
| 945          | Willie Horton         | 1963-77          |
| 932          | Dick McAuliffe        | 1960-73          |
| 931          | Travis Fryman         | 1990-97          |
| 930          | Kirk Gibson           | 1979-87, 1993-95 |
| 926          | Cecil Fielder         | 1990-96          |

### STOLEN BASES

|     |                   |                  |
|-----|-------------------|------------------|
| 865 | Ty Cobb           | 1905-26          |
| 400 | Donie Bush        | 1908-21          |
| 317 | Sam Crawford      | 1903-17          |
| 294 | Ron LeFlore       | 1974-79          |
| 236 | Alan Trammell     | 1977-96          |
| 194 | Kirk Gibson       | 1979-87, 1993-95 |
| 190 | George Moriarty   | 1909-15          |
| 189 | Bobby Veach       | 1912-23          |
| 181 | Charlie Gehringer | 1924-42          |
| 143 | Lou Whitaker      | 1977-95          |

### CAUGHT STEALING

|     |                   |                  |
|-----|-------------------|------------------|
| 188 | Ty Cobb           | 1905-26          |
| 109 | Alan Trammell     | 1977-96          |
| 98  | Ron LeFlore       | 1974-79          |
| 89  | Charlie Gehringer | 1924-42          |
| 75  | Bobby Veach       | 1912-23          |
| 75  | Lou Whitaker      | 1977-95          |
| 71  | Donie Bush        | 1908-21          |
| 65  | Al Kaline         | 1953-74          |
| 64  | Harry Heilmann    | 1914, 1916-29    |
| 64  | Kirk Gibson       | 1979-87, 1993-95 |

### ON-BASE PERCENTAGE

#### (min. 2,000 AB)

|             |                       |                        |
|-------------|-----------------------|------------------------|
| .434        | Ty Cobb               | 1905-26                |
| .420        | Johnny Bassler        | 1921-27                |
| .412        | Hank Greenberg        | 1930, 1933-41, 1945-46 |
| .410        | Harry Heilmann        | 1914, 1916-29          |
| .404        | Charlie Gehringer     | 1924-42                |
| .403        | Lu Blue               | 1921-27                |
| .396        | Dick Wakefield        | 1941-49                |
| .395        | Tony Phillips         | 1990-94                |
| <b>.392</b> | <b>Miguel Cabrera</b> | <b>2008-20</b>         |
| .391        | George Kell           | 1946-52                |

### SLUGGING PERCENTAGE

#### (min. 2,000 AB)

|             |                       |                        |
|-------------|-----------------------|------------------------|
| .616        | Hank Greenberg        | 1930, 1933-41, 1945-46 |
| <b>.539</b> | <b>Miguel Cabrera</b> | <b>2008-20</b>         |
| .518        | Harry Heilmann        | 1914, 1916-29          |
| .517        | Ty Cobb               | 1905-26                |
| .503        | Rudy York             | 1934, 1937-45          |
| .502        | Tony Clark            | 1995-2001              |
| .501        | Rocky Colavito        | 1960-63                |
| .498        | Cecil Fielder         | 1990-96                |
| .490        | Norm Cash             | 1960-74                |
| .484        | Curtis Granderson     | 2004-09                |



## PITCHING LEADERS

### WINS

|     |                   |                  |
|-----|-------------------|------------------|
| 222 | Hooks Dauss       | 1912-26          |
| 208 | George Mullin     | 1902-13          |
| 207 | Mickey Lolich     | 1963-75          |
| 200 | Hal Newhouser     | 1939-53          |
| 198 | Jack Morris       | 1977-90          |
| 194 | Tommy Bridges     | 1930-43, 1945-46 |
| 183 | Justin Verlander  | 2005-17          |
| 161 | Dizzy Trout       | 1939-52          |
| 141 | Wild Bill Donovan | 1903-12, 1918    |
| 133 | Earl Whitehill    | 1923-32          |

### LOSSES

|     |                  |                  |
|-----|------------------|------------------|
| 182 | Hooks Dauss      | 1912-26          |
| 179 | George Mullin    | 1902-13          |
| 175 | Mickey Lolich    | 1963-75          |
| 153 | Dizzy Trout      | 1939-52          |
| 150 | Jack Morris      | 1977-90          |
| 148 | Hal Newhouser    | 1939-53          |
| 138 | Tommy Bridges    | 1930-43, 1945-46 |
| 119 | Earl Whitehill   | 1923-32          |
| 114 | Justin Verlander | 2005-17          |
| 110 | Frank Lary       | 1954-64          |

### EARNED RUN AVERAGE

(min. 1,000.0 IP)

|      |                   |                  |
|------|-------------------|------------------|
| 2.34 | Harry Coveleski   | 1914-18          |
| 2.38 | Ed Killian        | 1904-10          |
| 2.49 | Wild Bill Donovan | 1903-12, 1918    |
| 2.61 | Ed Siever         | 1901-02, 1906-08 |
| 2.76 | George Mullin     | 1902-13          |
| 2.83 | John Hiller       | 1965-70, 1972-80 |
| 2.89 | Ed Willett        | 1906-13          |
| 3.06 | Jean Dubuc        | 1912-16          |
| 3.07 | Hal Newhouser     | 1939-53          |
| 3.09 | Bernie Boland     | 1915-20          |

### GAMES

|     |               |                    |
|-----|---------------|--------------------|
| 545 | John Hiller   | 1965-70, 1972-80   |
| 538 | Hooks Dauss   | 1912-26            |
| 508 | Mickey Lolich | 1963-75            |
| 493 | Dizzy Trout   | 1939-52            |
| 491 | Mike Henneman | 1987-95            |
| 480 | Todd Jones    | 1997-2001, 2006-08 |
| 460 | Hal Newhouser | 1939-53            |
| 435 | George Mullin | 1902-13            |
| 430 | Jack Morris   | 1977-90            |
| 424 | Tommy Bridges | 1930-43, 1945-46   |

### GAMES STARTED

|     |                  |                  |
|-----|------------------|------------------|
| 459 | Mickey Lolich    | 1963-75          |
| 408 | Jack Morris      | 1977-90          |
| 395 | George Mullin    | 1902-13          |
| 388 | Hooks Dauss      | 1912-26          |
| 380 | Justin Verlander | 2005-17          |
| 373 | Hal Newhouser    | 1939-53          |
| 362 | Tommy Bridges    | 1930-43, 1945-46 |
| 305 | Dizzy Trout      | 1939-52          |
| 287 | Earl Whitehill   | 1923-32          |
| 274 | Frank Lary       | 1954-64          |
| 274 | Dan Petry        | 1979-87, 1990-91 |

### COMPLETE GAMES

|     |                   |                  |
|-----|-------------------|------------------|
| 336 | George Mullin     | 1902-13          |
| 245 | Hooks Dauss       | 1912-26          |
| 213 | Wild Bill Donovan | 1903-12, 1918    |
| 212 | Hal Newhouser     | 1939-53          |
| 200 | Tommy Bridges     | 1930-43, 1945-46 |
| 190 | Mickey Lolich     | 1963-75          |
| 156 | Dizzy Trout       | 1939-52          |
| 154 | Jack Morris       | 1977-90          |
| 148 | Earl Whitehill    | 1923-32          |
| 142 | Ed Killian        | 1904-10          |

### SHUTOUTS

|    |                   |                        |
|----|-------------------|------------------------|
| 39 | Mickey Lolich     | 1963-75                |
| 34 | George Mullin     | 1902-13                |
| 33 | Tommy Bridges     | 1930-43, 1945-46       |
| 33 | Hal Newhouser     | 1939-53                |
| 29 | Wild Bill Donovan | 1903-12, 1918          |
| 28 | Dizzy Trout       | 1939-52                |
| 26 | Denny McLain      | 1963-70                |
| 24 | Jack Morris       | 1977-90                |
| 22 | Hooks Dauss       | 1912-26                |
| 20 | Virgil Trucks     | 1941-43, 1945-52, 1956 |
| 20 | Frank Lary        | 1954-64                |

### SAVES

|     |                     |                    |
|-----|---------------------|--------------------|
| 235 | Todd Jones          | 1997-2001, 2006-08 |
| 154 | Mike Henneman       | 1987-95            |
| 125 | John Hiller         | 1965-70, 1972-80   |
| 120 | Guillermo Hernandez | 1984-89            |
| 119 | Jose Valverde       | 2010-13            |
| 85  | Aurelio Lopez       | 1979-85            |
| 70  | Fernando Rodney     | 2002-09            |
| 65  | Shane Greene        | 2015-19            |
| 55  | Terry Fox           | 1961-66            |
| 51  | Francisco Rodríguez | 2016-17            |

### INNINGS PITCHED

|         |                   |                  |
|---------|-------------------|------------------|
| 3,394.0 | George Mullin     | 1902-13          |
| 3,390.2 | Hooks Dauss       | 1912-26          |
| 3,361.2 | Mickey Lolich     | 1963-75          |
| 3,042.2 | Jack Morris       | 1977-90          |
| 2,944.0 | Hal Newhouser     | 1939-53          |
| 2,826.1 | Tommy Bridges     | 1930-43, 1945-46 |
| 2,591.2 | Dizzy Trout       | 1939-52          |
| 2,511.0 | Justin Verlander  | 2005-17          |
| 2,171.1 | Earl Whitehill    | 1923-32          |
| 2,137.1 | Wild Bill Donovan | 1903-12, 1918    |

### HITS ALLOWED

|       |                  |                  |
|-------|------------------|------------------|
| 3,407 | Hooks Dauss      | 1912-26          |
| 3,206 | George Mullin    | 1902-13          |
| 3,093 | Mickey Lolich    | 1963-75          |
| 2,767 | Jack Morris      | 1977-90          |
| 2,675 | Tommy Bridges    | 1930-43, 1945-46 |
| 2,639 | Hal Newhouser    | 1939-53          |
| 2,504 | Dizzy Trout      | 1939-52          |
| 2,329 | Earl Whitehill   | 1923-32          |
| 2,225 | Justin Verlander | 2005-17          |
| 1,975 | Frank Lary       | 1954-64          |

### RUNS ALLOWED

|       |                  |                  |
|-------|------------------|------------------|
| 1,594 | Hooks Dauss      | 1912-26          |
| 1,480 | George Mullin    | 1902-13          |
| 1,415 | Mickey Lolich    | 1963-75          |
| 1,382 | Jack Morris      | 1977-90          |
| 1,321 | Tommy Bridges    | 1930-43, 1945-46 |
| 1,225 | Earl Whitehill   | 1923-32          |
| 1,181 | Hal Newhouser    | 1939-53          |
| 1,101 | Dizzy Trout      | 1939-52          |
| 1,057 | Justin Verlander | 2005-17          |
| 949   | Vic Sorrell      | 1928-37          |

### EARNED RUNS ALLOWED

|       |                  |                  |
|-------|------------------|------------------|
| 1,289 | Mickey Lolich    | 1963-75          |
| 1,262 | Jack Morris      | 1977-90          |
| 1,245 | Hooks Dauss      | 1912-26          |
| 1,122 | Tommy Bridges    | 1930-43, 1945-46 |
| 1,042 | George Mullin    | 1902-13          |
| 1,004 | Earl Whitehill   | 1923-32          |
| 1,003 | Hal Newhouser    | 1939-53          |
| 975   | Justin Verlander | 2005-17          |
| 922   | Dizzy Trout      | 1939-52          |
| 823   | Vic Sorrell      | 1928-37          |

### HOME RUNS ALLOWED

|     |                  |                  |
|-----|------------------|------------------|
| 329 | Mickey Lolich    | 1963-75          |
| 321 | Jack Morris      | 1977-90          |
| 240 | Justin Verlander | 2005-17          |
| 223 | Jim Bunning      | 1955-63          |
| 195 | Denny McLain     | 1963-70          |
| 187 | Dan Petry        | 1979-87, 1990-91 |
| 182 | Frank Tanana     | 1985-92          |
| 181 | Tommy Bridges    | 1930-43, 1945-46 |
| 180 | Frank Lary       | 1954-64          |
| 165 | Paul Foytack     | 1953, 1955-63    |

### HIT BY PITCHES

|     |                   |               |
|-----|-------------------|---------------|
| 121 | Hooks Dauss       | 1912-26       |
| 116 | George Mullin     | 1902-13       |
| 93  | Ed Willett        | 1906-13       |
| 91  | Mickey Lolich     | 1963-75       |
| 90  | Frank Lary        | 1954-64       |
| 83  | Justin Verlander  | 2005-17       |
| 73  | Jim Bunning       | 1955-63       |
| 68  | Ed Killian        | 1904-10       |
| 65  | Wild Bill Donovan | 1903-12, 1918 |
| 65  | Earl Whitehill    | 1923-32       |

### WALKS

|       |                  |                  |
|-------|------------------|------------------|
| 1,227 | Hal Newhouser    | 1939-53          |
| 1,192 | Tommy Bridges    | 1930-43, 1945-46 |
| 1,106 | George Mullin    | 1902-13          |
| 1,086 | Jack Morris      | 1977-90          |
| 1,067 | Hooks Dauss      | 1912-26          |
| 1,014 | Mickey Lolich    | 1963-75          |
| 978   | Dizzy Trout      | 1939-52          |
| 831   | Earl Whitehill   | 1923-32          |
| 766   | Justin Verlander | 2005-17          |
| 744   | Dan Petry        | 1979-87, 1990-91 |

### STRIKEOUTS

|       |                  |                  |
|-------|------------------|------------------|
| 2,679 | Mickey Lolich    | 1963-75          |
| 2,373 | Justin Verlander | 2005-17          |
| 1,980 | Jack Morris      | 1977-90          |
| 1,770 | Hal Newhouser    | 1939-53          |
| 1,674 | Tommy Bridges    | 1930-43, 1945-46 |
| 1,406 | Jim Bunning      | 1955-63          |
| 1,380 | George Mullin    | 1902-13          |
| 1,201 | Hooks Dauss      | 1912-26          |
| 1,199 | Dizzy Trout      | 1939-52          |
| 1,150 | Denny McLain     | 1963-70          |



# TIGERS SINGLE-SEASON TOP TEN

## BATTING LEADERS

### BATTING AVERAGE

|      |                |      |
|------|----------------|------|
| .420 | Ty Cobb        | 1911 |
| .410 | Ty Cobb        | 1912 |
| .403 | Harry Heilmann | 1923 |
| .401 | Ty Cobb        | 1922 |
| .398 | Harry Heilmann | 1927 |
| .394 | Harry Heilmann | 1921 |
| .393 | Harry Heilmann | 1925 |
| .390 | Ty Cobb        | 1913 |
| .389 | Ty Cobb        | 1921 |
| .385 | Ty Cobb        | 1910 |

### GAMES PLAYED

|     |                |      |
|-----|----------------|------|
| 163 | Rocky Colavito | 1961 |
| 162 | Jimmy Barrett  | 1904 |
| 162 | Jake Wood      | 1961 |
| 162 | Dick McAuliffe | 1964 |
| 162 | Don Wert       | 1965 |
| 162 | Ed Brinkman    | 1973 |
| 162 | Rusty Staub    | 1978 |
| 162 | Cecil Fielder  | 1991 |
| 162 | Brian Hunter   | 1997 |
| 162 | Prince Fielder | 2012 |
| 162 | Prince Fielder | 2013 |

### AT-BATS

|     |               |      |
|-----|---------------|------|
| 684 | Ian Kinsler   | 2014 |
| 679 | Harvey Kuenn  | 1953 |
| 666 | Ron LeFlore   | 1978 |
| 663 | Jake Wood     | 1961 |
| 659 | Travis Fryman | 1992 |
| 658 | Brian Hunter  | 1997 |
| 656 | Harvey Kuenn  | 1954 |
| 652 | Ron LeFlore   | 1977 |
| 643 | Lou Whitaker  | 1983 |
| 642 | Rusty Staub   | 1978 |

### RUNS

|     |                   |      |
|-----|-------------------|------|
| 147 | Ty Cobb           | 1911 |
| 144 | Ty Cobb           | 1915 |
| 144 | Charlie Gehringer | 1930 |
| 144 | Charlie Gehringer | 1936 |
| 144 | Hank Greenberg    | 1938 |
| 137 | Hank Greenberg    | 1937 |
| 135 | Charlie Gehringer | 1934 |
| 133 | Charlie Gehringer | 1937 |
| 133 | Charlie Gehringer | 1938 |
| 131 | Lu Blue           | 1922 |
| 131 | Charlie Gehringer | 1929 |

### HITS

|     |                   |      |
|-----|-------------------|------|
| 248 | Ty Cobb           | 1911 |
| 237 | Harry Heilmann    | 1921 |
| 227 | Ty Cobb           | 1912 |
| 227 | Charlie Gehringer | 1936 |
| 225 | Ty Cobb           | 1917 |
| 225 | Harry Heilmann    | 1925 |
| 218 | George Kell       | 1950 |
| 217 | Sam Crawford      | 1911 |
| 216 | Ty Cobb           | 1909 |
| 216 | Magglio Ordoñez   | 2007 |

### TOTAL BASES

|     |                   |      |
|-----|-------------------|------|
| 397 | Hank Greenberg    | 1937 |
| 389 | Hank Greenberg    | 1935 |
| 384 | Hank Greenberg    | 1940 |
| 380 | Hank Greenberg    | 1938 |
| 377 | Miguel Cabrera    | 2012 |
| 367 | Ty Cobb           | 1911 |
| 365 | Harry Heilmann    | 1921 |
| 363 | Dale Alexander    | 1929 |
| 356 | Hank Greenberg    | 1934 |
| 356 | Charlie Gehringer | 1936 |

### EXTRA-BASE HITS

|     |                   |      |
|-----|-------------------|------|
| 103 | Hank Greenberg    | 1937 |
| 99  | Hank Greenberg    | 1940 |
| 98  | Hank Greenberg    | 1935 |
| 96  | Hank Greenberg    | 1934 |
| 87  | Charlie Gehringer | 1936 |
| 85  | Hank Greenberg    | 1938 |
| 85  | Rudy York         | 1940 |
| 84  | Curtis Granderson | 2007 |
| 84  | Miguel Cabrera    | 2010 |
| 84  | Miguel Cabrera    | 2012 |

### DOUBLES

|    |                   |      |
|----|-------------------|------|
| 63 | Hank Greenberg    | 1934 |
| 60 | Charlie Gehringer | 1936 |
| 56 | George Kell       | 1950 |
| 55 | Gee Walker        | 1936 |
| 54 | Magglio Ordoñez   | 2007 |
| 52 | Miguel Cabrera    | 2014 |
| 50 | Harry Heilmann    | 1927 |
| 50 | Charlie Gehringer | 1934 |
| 50 | Hank Greenberg    | 1940 |
| 49 | Hank Greenberg    | 1937 |

### TRIPLES

|    |                   |      |
|----|-------------------|------|
| 26 | Sam Crawford      | 1914 |
| 25 | Sam Crawford      | 1903 |
| 24 | Ty Cobb           | 1911 |
| 23 | Ty Cobb           | 1912 |
| 23 | Sam Crawford      | 1913 |
| 23 | Ty Cobb           | 1917 |
| 23 | Curtis Granderson | 2007 |
| 21 | Sam Crawford      | 1912 |
| 20 | Ty Cobb           | 1908 |
| 19 | Sam Crawford      | 1910 |
| 19 | Sam Crawford      | 1915 |
| 19 | Charlie Gehringer | 1929 |
| 19 | Roy Johnson       | 1931 |
| 19 | Barney McCosky    | 1940 |

### HOME RUNS

|    |                |      |
|----|----------------|------|
| 58 | Hank Greenberg | 1938 |
| 51 | Cecil Fielder  | 1990 |
| 45 | Rocky Colavito | 1961 |
| 44 | Hank Greenberg | 1946 |
| 44 | Cecil Fielder  | 1991 |
| 44 | Miguel Cabrera | 2012 |
| 44 | Miguel Cabrera | 2013 |
| 41 | Hank Greenberg | 1940 |
| 41 | Norm Cash      | 1961 |
| 40 | Hank Greenberg | 1937 |
| 40 | Darrell Evans  | 1985 |

### RUNS BATTED IN (since 1920)

|     |                 |      |
|-----|-----------------|------|
| 183 | Hank Greenberg  | 1937 |
| 170 | Hank Greenberg  | 1935 |
| 150 | Hank Greenberg  | 1940 |
| 146 | Hank Greenberg  | 1938 |
| 140 | Rocky Colavito  | 1961 |
| 139 | Harry Heilmann  | 1921 |
| 139 | Hank Greenberg  | 1934 |
| 139 | Magglio Ordoñez | 2007 |
| 139 | Miguel Cabrera  | 2012 |
| 137 | Dale Alexander  | 1929 |
| 137 | Miguel Cabrera  | 2013 |

### WALKS

|     |                  |      |
|-----|------------------|------|
| 137 | Roy Cullenbine   | 1947 |
| 135 | Eddie Yost       | 1959 |
| 132 | Tony Phillips    | 1993 |
| 125 | Eddie Yost       | 1960 |
| 124 | Norm Cash        | 1961 |
| 122 | Mickey Tettleton | 1992 |
| 120 | Eddie Lake       | 1947 |
| 119 | Hank Greenberg   | 1938 |
| 118 | Donie Bush       | 1915 |
| 118 | Ty Cobb          | 1915 |

### STRIKEOUTS

|     |                   |      |
|-----|-------------------|------|
| 182 | Cecil Fielder     | 1990 |
| 181 | Austin Jackson    | 2011 |
| 179 | Justin Upton      | 2016 |
| 178 | J.D. Martinez     | 2015 |
| 175 | Rob Deer          | 1991 |
| 174 | Curtis Granderson | 2006 |
| 170 | Brandon Inge      | 2009 |
| 170 | Austin Jackson    | 2010 |
| 160 | Jeimer Candelario | 2018 |
| 158 | Melvin Nieves     | 1996 |

### STOLEN BASES

|    |              |      |
|----|--------------|------|
| 96 | Ty Cobb      | 1915 |
| 83 | Ty Cobb      | 1911 |
| 78 | Ron LeFlore  | 1979 |
| 76 | Ty Cobb      | 1909 |
| 74 | Brian Hunter | 1997 |
| 68 | Ty Cobb      | 1916 |
| 68 | Ron LeFlore  | 1978 |
| 65 | Ty Cobb      | 1910 |
| 61 | Ty Cobb      | 1912 |
| 58 | Ron LeFlore  | 1976 |

### SLUGGING PERCENTAGE

|      |                |      |
|------|----------------|------|
| .683 | Hank Greenberg | 1938 |
| .670 | Hank Greenberg | 1940 |
| .668 | Hank Greenberg | 1937 |
| .662 | Norm Cash      | 1961 |
| .636 | Miguel Cabrera | 2013 |
| .632 | Harry Heilmann | 1923 |
| .628 | Hank Greenberg | 1935 |
| .622 | Miguel Cabrera | 2010 |
| .622 | Hank Greenberg | 1939 |
| .621 | Ty Cobb        | 1911 |

### ON-BASE PERCENTAGE

|      |                   |      |
|------|-------------------|------|
| .487 | Norm Cash         | 1961 |
| .486 | Ty Cobb           | 1915 |
| .481 | Harry Heilmann    | 1923 |
| .475 | Harry Heilmann    | 1927 |
| .468 | Ty Cobb           | 1925 |
| .467 | Ty Cobb           | 1913 |
| .467 | Ty Cobb           | 1911 |
| .462 | Ty Cobb           | 1922 |
| .458 | Charlie Gehringer | 1937 |
| .458 | Ty Cobb           | 1912 |

### PINCH HITS

|    |                |      |
|----|----------------|------|
| 19 | Bob Fothergill | 1929 |
| 18 | Gates Brown    | 1968 |
| 17 | Sammy Hale     | 1920 |
| 17 | Vic Wertz      | 1962 |
| 16 | Gates Brown    | 1974 |
| 15 | Gus Zernial    | 1958 |
| 13 | Billy Rhiel    | 1932 |
| 13 | Pat Mullin     | 1953 |
| 13 | Gates Brown    | 1966 |
| 13 | Dalton Jones   | 1971 |

### CONSECUTIVE-GAME HIT STREAKS

(Within a Single Season)

|    |                |      |
|----|----------------|------|
| 40 | Ty Cobb        | 1911 |
| 35 | Ty Cobb        | 1917 |
| 30 | Goose Goslin   | 1934 |
| 30 | Ron LeFlore    | 1976 |
| 29 | Dale Alexander | 1930 |
| 29 | Pete Fox       | 1935 |
| 27 | Gee Walker     | 1937 |
| 27 | Ron LeFlore    | 1978 |
| 26 | John Stone     | 1930 |
| 25 | Ty Cobb        | 1906 |
| 25 | John Stone     | 1931 |





## PITCHING LEADERS

### WINS

|    |                   |      |
|----|-------------------|------|
| 31 | Denny McLain      | 1968 |
| 29 | George Mullin     | 1909 |
| 29 | Hal Newhouser     | 1944 |
| 27 | Dizzy Trout       | 1944 |
| 26 | Hal Newhouser     | 1946 |
| 25 | Wild Bill Donovan | 1907 |
| 25 | Ed Killian        | 1907 |
| 25 | Hal Newhouser     | 1945 |
| 25 | Mickey Lolich     | 1971 |
| 24 | Ed Summers        | 1908 |
| 24 | Hooks Dauss       | 1915 |
| 24 | Schoolboy Rowe    | 1934 |
| 24 | Denny McLain      | 1969 |
| 24 | Justin Verlander  | 2011 |

### LOSSES

|    |                  |      |
|----|------------------|------|
| 23 | George Mullin    | 1904 |
| 21 | George Mullin    | 1905 |
| 21 | Hooks Dauss      | 1920 |
| 21 | Mickey Lolich    | 1974 |
| 21 | Mike Maroth      | 2003 |
| 20 | Ed Killian       | 1904 |
| 20 | George Mullin    | 1907 |
| 20 | Bobo Newsom      | 1941 |
| 20 | Art Houtteman    | 1952 |
| 19 | Herman Pilette   | 1923 |
| 19 | Virgil Trucks    | 1952 |
| 19 | Mickey Lolich    | 1970 |
| 19 | Lerrin LaGrow    | 1974 |
| 19 | Jeremy Bonderman | 2003 |

### EARNED RUN AVERAGE

(min. 1.0 IP Per Team Game)

|      |                   |      |
|------|-------------------|------|
| 1.64 | Ed Summers        | 1908 |
| 1.71 | Ed Killian        | 1909 |
| 1.78 | Ed Killian        | 1907 |
| 1.81 | Hal Newhouser     | 1945 |
| 1.91 | Ed Siever         | 1902 |
| 1.94 | Hal Newhouser     | 1946 |
| 1.96 | Denny McLain      | 1968 |
| 1.97 | Harry Coveleski   | 1916 |
| 2.02 | Al Benton         | 1945 |
| 2.08 | Wild Bill Donovan | 1908 |

### GAMES

|    |                     |             |
|----|---------------------|-------------|
| 88 | Mike Myers          | 1997        |
| 88 | Sean Runyan         | 1998        |
| 83 | Mike Myers          | 1996        |
| 80 | Guillermo Hernandez | 1984        |
| 78 | Jamie Walker        | 2003        |
| 75 | Jose Valverde       | 2011        |
| 74 | Guillermo Hernandez | 1985        |
| 74 | Phil Coke           | 2010        |
| 73 | Fernando Rodney     | 2009        |
| 73 | Joaquin Benoit      | 2012        |
| 73 | <b>Buck Farmer</b>  | <b>2019</b> |

### GAMES STARTED

|    |               |      |
|----|---------------|------|
| 45 | Mickey Lolich | 1971 |
| 44 | George Mullin | 1904 |
| 42 | George Mullin | 1907 |
| 42 | Mickey Lolich | 1973 |
| 41 | George Mullin | 1905 |
| 41 | Denny McLain  | 1968 |
| 41 | Denny McLain  | 1969 |
| 41 | Mickey Lolich | 1972 |
| 41 | Joe Coleman   | 1974 |
| 41 | Mickey Lolich | 1974 |

### COMPLETE GAMES

|    |                   |      |
|----|-------------------|------|
| 42 | George Mullin     | 1904 |
| 35 | Roscoe Miller     | 1901 |
| 35 | George Mullin     | 1905 |
| 35 | George Mullin     | 1906 |
| 35 | George Mullin     | 1907 |
| 34 | Wild Bill Donovan | 1903 |
| 33 | Ed Killian        | 1905 |
| 33 | Dizzy Trout       | 1944 |
| 32 | Ed Killian        | 1904 |
| 31 | George Mullin     | 1903 |

### SHUTOUTS

|   |               |      |
|---|---------------|------|
| 9 | Denny McLain  | 1969 |
| 8 | Ed Killian    | 1905 |
| 8 | Hal Newhouser | 1945 |
| 7 | George Mullin | 1904 |
| 7 | Dizzy Trout   | 1944 |
| 7 | Billy Hoelt   | 1955 |
| 6 | Many times    |      |

### SAVES

|    |                     |      |
|----|---------------------|------|
| 49 | Jose Valverde       | 2011 |
| 44 | Francisco Rodriguez | 2016 |
| 42 | Todd Jones          | 2000 |
| 38 | John Hiller         | 1973 |
| 38 | Todd Jones          | 2007 |
| 37 | Todd Jones          | 2006 |
| 37 | Fernando Rodney     | 2009 |
| 35 | Jose Valverde       | 2012 |
| 35 | Joe Nathan          | 2014 |
| 32 | Guillermo Hernandez | 1984 |
| 32 | Shane Greene        | 2018 |

### INNINGS PITCHED

|       |               |      |
|-------|---------------|------|
| 382.1 | George Mullin | 1904 |
| 376.0 | Mickey Lolich | 1971 |
| 357.1 | George Mullin | 1907 |
| 352.1 | Dizzy Trout   | 1944 |
| 347.2 | George Mullin | 1905 |
| 336.0 | Denny McLain  | 1968 |
| 332.0 | Roscoe Miller | 1901 |
| 331.2 | Ed Killian    | 1904 |
| 330.0 | George Mullin | 1906 |
| 327.1 | Mickey Lolich | 1972 |

### HITS ALLOWED

|     |               |      |
|-----|---------------|------|
| 346 | George Mullin | 1907 |
| 345 | George Mullin | 1904 |
| 339 | Roscoe Miller | 1901 |
| 336 | Mickey Lolich | 1971 |
| 334 | Ed Siever     | 1901 |
| 331 | Hooks Dauss   | 1923 |
| 315 | George Mullin | 1906 |
| 315 | Mickey Lolich | 1973 |
| 314 | Dizzy Trout   | 1944 |
| 310 | Mickey Lolich | 1974 |

### RUNS ALLOWED

|     |                |      |
|-----|----------------|------|
| 168 | Roscoe Miller  | 1901 |
| 166 | Ed Siever      | 1901 |
| 160 | Joe Coleman    | 1974 |
| 158 | Hooks Dauss    | 1920 |
| 155 | George Mullin  | 1902 |
| 155 | Mickey Lolich  | 1974 |
| 154 | George Mullin  | 1904 |
| 153 | George Mullin  | 1907 |
| 152 | Vic Sorrell    | 1929 |
| 152 | Earl Whitehill | 1931 |

### EARNED RUNS ALLOWED

|     |                |      |
|-----|----------------|------|
| 142 | Mickey Lolich  | 1974 |
| 137 | Joe Coleman    | 1974 |
| 131 | Howard Ehmke   | 1922 |
| 131 | Mickey Lolich  | 1973 |
| 130 | Vic Sorrell    | 1929 |
| 128 | Bobo Newsom    | 1941 |
| 127 | Hooks Dauss    | 1923 |
| 127 | Roxie Lawson   | 1937 |
| 126 | Earl Whitehill | 1929 |
| 125 | Jack Morris    | 1990 |

### HOMERUNS ALLOWED

|           |                     |             |
|-----------|---------------------|-------------|
| 42        | Denny McLain        | 1966        |
| 40        | Jack Morris         | 1986        |
| 39        | Jack Morris         | 1987        |
| <b>39</b> | <b>Matthew Boyd</b> | <b>2019</b> |
| 38        | Jim Bunning         | 1963        |
| 38        | Mickey Lolich       | 1974        |
| 37        | Jim Bunning         | 1959        |
| 37        | Jack Morris         | 1982        |
| 37        | Dan Petry           | 1983        |
| 36        | Mickey Lolich       | 1971        |

### WALKS

|     |                |      |
|-----|----------------|------|
| 158 | Joe Coleman    | 1974 |
| 142 | Paul Foytack   | 1956 |
| 138 | George Mullin  | 1905 |
| 137 | Hal Newhouser  | 1941 |
| 131 | George Mullin  | 1904 |
| 124 | Howard Ehmke   | 1920 |
| 124 | Virgil Trucks  | 1949 |
| 122 | Mickey Lolich  | 1969 |
| 119 | Tommy Bridges  | 1932 |
| 118 | Earl Whitehill | 1931 |
| 118 | Bobo Newsom    | 1941 |

### WALKS PER NINE INNINGS

|      |                 |      |
|------|-----------------|------|
| 1.29 | Fred Hutchinson | 1951 |
| 1.33 | Frank Kitson    | 1903 |
| 1.40 | Dave Rozema     | 1977 |
| 1.53 | Ed Siever       | 1902 |
| 1.64 | Ed Summers      | 1908 |
| 1.66 | Ed Summers      | 1909 |
| 1.69 | Denny McLain    | 1968 |
| 1.70 | Ed Siever       | 1907 |
| 1.71 | Frank Kitson    | 1904 |
| 1.72 | Jack Cronin     | 1901 |

### STRIKEOUTS

|     |                  |      |
|-----|------------------|------|
| 308 | Mickey Lolich    | 1971 |
| 280 | Denny McLain     | 1968 |
| 275 | Hal Newhouser    | 1946 |
| 271 | Mickey Lolich    | 1969 |
| 269 | Justin Verlander | 2009 |
| 254 | Justin Verlander | 2016 |
| 252 | Max Scherzer     | 2014 |
| 250 | Mickey Lolich    | 1972 |
| 250 | Justin Verlander | 2011 |
| 240 | Max Scherzer     | 2013 |

### STRIKEOUTS PER NINE INNINGS

|              |                     |             |
|--------------|---------------------|-------------|
| <b>11.56</b> | <b>Matthew Boyd</b> | <b>2019</b> |
| 11.08        | Max Scherzer        | 2012        |
| 10.29        | Max Scherzer        | 2014        |
| 10.09        | Justin Verlander    | 2009        |
| 10.08        | Max Scherzer        | 2013        |
| 10.04        | Justin Verlander    | 2016        |
| 9.99         | Anibal Sanchez      | 2013        |
| 9.21         | Justin Verlander    | 2017        |
| 9.03         | Justin Verlander    | 2012        |
| 8.96         | Justin Verlander    | 2011        |



# TIGERS SINGLE-SEASON ROOKIE TOP TEN

## BATTING LEADERS

### BATTING AVERAGE

|      |                |      |
|------|----------------|------|
| .343 | Dale Alexander | 1929 |
| .316 | Dick Wakefield | 1943 |
| .314 | Roy Johnson    | 1929 |
| .311 | Barney McCosky | 1939 |
| .308 | Harvey Kuenn   | 1953 |
| .308 | Lu Blue        | 1921 |
| .301 | Hank Greenberg | 1933 |
| .300 | Topper Rigney  | 1922 |
| .293 | Austin Jackson | 2010 |
| .291 | Ricky Peters   | 1980 |

### GAMES PLAYED

|     |                |      |
|-----|----------------|------|
| 162 | Jake Wood      | 1961 |
| 157 | Donie Bush     | 1909 |
| 155 | Topper Rigney  | 1922 |
| 155 | Dale Alexander | 1929 |
| 155 | Dick Wakefield | 1943 |
| 155 | Harvey Kuenn   | 1953 |
| 154 | Milt Cuyler    | 1991 |
| 153 | Lu Blue        | 1921 |
| 151 | Steve Kemp     | 1977 |
| 151 | Austin Jackson | 2010 |

### AT-BATS

|     |                |      |
|-----|----------------|------|
| 679 | Harvey Kuenn   | 1953 |
| 663 | Jake Wood      | 1961 |
| 640 | Roy Johnson    | 1929 |
| 633 | Dick Wakefield | 1943 |
| 626 | Dale Alexander | 1929 |
| 618 | Austin Jackson | 2010 |
| 611 | Barney McCosky | 1939 |
| 590 | Harry Davis    | 1932 |
| 585 | Lu Blue        | 1921 |
| 575 | Joe Hoover     | 1943 |

### RUNS

|     |                |      |
|-----|----------------|------|
| 128 | Roy Johnson    | 1929 |
| 120 | Barney McCosky | 1939 |
| 114 | Donie Bush     | 1909 |
| 110 | Dale Alexander | 1929 |
| 103 | Lu Blue        | 1921 |
| 103 | Austin Jackson | 2010 |
| 96  | Jake Wood      | 1961 |
| 94  | Harvey Kuenn   | 1953 |
| 92  | Harry Davis    | 1932 |
| 91  | Dick Wakefield | 1943 |

### HITS

|     |                |      |
|-----|----------------|------|
| 215 | Dale Alexander | 1929 |
| 209 | Harvey Kuenn   | 1953 |
| 201 | Roy Johnson    | 1929 |
| 200 | Dick Wakefield | 1943 |
| 190 | Barney McCosky | 1939 |
| 181 | Austin Jackson | 2010 |
| 180 | Lu Blue        | 1921 |
| 171 | Jake Wood      | 1961 |
| 161 | Topper Rigney  | 1922 |
| 159 | Harry Davis    | 1932 |

### TOTAL BASES

|     |                |      |
|-----|----------------|------|
| 363 | Dale Alexander | 1929 |
| 304 | Roy Johnson    | 1929 |
| 275 | Dick Wakefield | 1943 |
| 263 | Barney McCosky | 1939 |
| 262 | Harvey Kuenn   | 1953 |
| 250 | Lu Blue        | 1921 |
| 249 | Jake Wood      | 1961 |
| 247 | Matt Nokes     | 1987 |
| 247 | Austin Jackson | 2010 |
| 244 | Rudy York      | 1937 |

### EXTRA-BASE HITS

|    |                |      |
|----|----------------|------|
| 83 | Dale Alexander | 1929 |
| 69 | Roy Johnson    | 1929 |
| 56 | Rudy York      | 1937 |
| 53 | Dick Wakefield | 1943 |
| 51 | Barney McCosky | 1939 |
| 51 | Steve Kemp     | 1977 |
| 49 | Lu Blue        | 1921 |
| 49 | Harry Davis    | 1932 |
| 48 | Hank Greenberg | 1933 |
| 48 | Matt Nokes     | 1987 |
| 48 | Austin Jackson | 2010 |
| 48 | Niko Goodrum   | 2018 |

### DOUBLES

|    |                      |      |
|----|----------------------|------|
| 45 | Roy Johnson          | 1929 |
| 43 | Dale Alexander       | 1929 |
| 38 | Dick Wakefield       | 1943 |
| 34 | Austin Jackson       | 2010 |
| 33 | Lu Blue              | 1921 |
| 33 | Hank Greenberg       | 1933 |
| 33 | Barney McCosky       | 1939 |
| 33 | Harvey Kuenn         | 1953 |
| 32 | Harry Davis          | 1932 |
| 31 | Nicholas Castellanos | 2014 |

### TRIPLES

|    |                   |      |
|----|-------------------|------|
| 17 | Charlie Gehringer | 1926 |
| 15 | Dale Alexander    | 1929 |
| 14 | Roy Johnson       | 1929 |
| 14 | Barney McCosky    | 1939 |
| 14 | Jake Wood         | 1961 |
| 13 | Harry Davis       | 1932 |
| 13 | Pete Fox          | 1933 |
| 11 | Charlie Carr      | 1903 |
| 11 | Lu Blue           | 1921 |
| 11 | Jackie Tavener    | 1925 |
| 11 | Liz Funk          | 1930 |
| 11 | Bill Tuttle       | 1954 |

### HOME RUNS

|    |                |      |
|----|----------------|------|
| 35 | Rudy York      | 1937 |
| 32 | Matt Nokes     | 1987 |
| 27 | Tony Clark     | 1996 |
| 25 | Dale Alexander | 1929 |
| 23 | Craig Monroe   | 2003 |
| 18 | Norm Cash      | 1960 |
| 18 | Steve Kemp     | 1977 |
| 18 | Gabe Kapler    | 1999 |
| 18 | Eric Munson    | 2003 |
| 17 | Jason Thompson | 1976 |

### RUNS BATTED IN (since 1920)

|     |                |      |
|-----|----------------|------|
| 137 | Dale Alexander | 1929 |
| 103 | Rudy York      | 1937 |
| 88  | Steve Kemp     | 1977 |
| 87  | Hank Greenberg | 1933 |
| 87  | Matt Nokes     | 1987 |
| 79  | Dick Wakefield | 1943 |
| 75  | Lu Blue        | 1921 |
| 74  | Harry Davis    | 1932 |
| 73  | Johnny Groth   | 1949 |
| 72  | Tony Clark     | 1996 |

### WALKS

|     |                |      |
|-----|----------------|------|
| 103 | Lu Blue        | 1921 |
| 88  | Donie Bush     | 1909 |
| 71  | Steve Kemp     | 1977 |
| 70  | Barney McCosky | 1939 |
| 68  | Topper Rigney  | 1922 |
| 68  | Steve Boros    | 1961 |
| 68  | Jason Thompson | 1976 |
| 67  | Roy Johnson    | 1929 |
| 65  | Johnny Groth   | 1949 |
| 65  | Norm Cash      | 1960 |

### STRIKEOUTS

|     |                      |      |
|-----|----------------------|------|
| 170 | Austin Jackson       | 2010 |
| 141 | Jake Wood            | 1961 |
| 140 | Nicholas Castellanos | 2014 |
| 132 | Niko Goodrum         | 2018 |
| 127 | Tony Clark           | 1996 |
| 107 | Bobby Higginson      | 1995 |
| 103 | Christin Stewart     | 2019 |
| 101 | Joe Hoover           | 1943 |
| 99  | Brennan Boesch       | 2010 |
| 94  | Leon Roberts         | 1975 |

### STOLEN BASES

|    |                |      |
|----|----------------|------|
| 53 | Donie Bush     | 1909 |
| 41 | Milt Cuyler    | 1991 |
| 30 | Jake Wood      | 1961 |
| 28 | Baldy Louden   | 1912 |
| 27 | Austin Jackson | 2010 |
| 23 | George Burns   | 1914 |
| 23 | Ron LeFlore    | 1974 |
| 22 | Bobby Veach    | 1913 |
| 21 | Quintin Berry  | 2012 |
| 20 | Delos Drake    | 1911 |
| 20 | Roy Johnson    | 1929 |
| 20 | Barney McCosky | 1939 |
| 20 | Kimera Barte   | 1996 |

### ON-BASE PERCENTAGE

|      |                |      |
|------|----------------|------|
| .416 | Lu Blue        | 1921 |
| .397 | Dale Alexander | 1929 |
| .384 | Barney McCosky | 1939 |
| .380 | Topper Rigney  | 1922 |
| .380 | Donie Bush     | 1909 |
| .379 | Roy Johnson    | 1929 |
| .377 | Dick Wakefield | 1943 |
| .369 | Ricky Peters   | 1980 |
| .367 | Hank Greenberg | 1933 |
| .361 | Lou Whitaker   | 1978 |

### SLUGGING PERCENTAGE

|      |                |      |
|------|----------------|------|
| .580 | Dale Alexander | 1929 |
| .536 | Matt Nokes     | 1987 |
| .475 | Roy Johnson    | 1929 |
| .468 | Hank Greenberg | 1933 |
| .434 | Dick Wakefield | 1943 |
| .430 | Barney McCosky | 1939 |
| .427 | Lu Blue        | 1921 |
| .424 | Pete Fox       | 1933 |
| .422 | Steve Kemp     | 1977 |
| .416 | Brennan Boesch | 2010 |



## PITCHING LEADERS

### WINS

|    |                  |      |
|----|------------------|------|
| 24 | Ed Summers       | 1908 |
| 23 | Roscoe Miller    | 1901 |
| 19 | Herman Pilette   | 1922 |
| 19 | Mark Fidrych     | 1976 |
| 18 | Ed Siever        | 1901 |
| 17 | Earl Whitehill   | 1924 |
| 17 | Justin Verlander | 2006 |
| 15 | Dave Rozema      | 1977 |
| 14 | Virgil Trucks    | 1942 |
| 14 | Frank Lary       | 1955 |
| 14 | Rick Porcello    | 2009 |

### LOSSES

|    |                         |             |
|----|-------------------------|-------------|
| 19 | Jeremy Bonderman        | 2003        |
| 17 | <b>Spencer Turnbull</b> | <b>2019</b> |
| 16 | George Mullin           | 1902        |
| 16 | Tommy Bridges           | 1931        |
| 15 | Ed Siever               | 1901        |
| 15 | Frank Lary              | 1955        |
| 14 | Rudy Kallio             | 1918        |
| 14 | Rufe Gentry             | 1944        |
| 13 | Roscoe Miller           | 1901        |
| 13 | George Zuerink          | 1954        |
| 13 | Ray Bare                | 1975        |
| 13 | Felipe Lira             | 1995        |

### EARNED RUN AVERAGE

(min. 1.0 IP Per Team Game)

|      |                |      |
|------|----------------|------|
| 1.64 | Ed Summers     | 1908 |
| 2.34 | Mark Fidrych   | 1976 |
| 2.48 | Hooks Daus     | 1913 |
| 2.74 | Virgil Trucks  | 1942 |
| 2.85 | Herman Pilette | 1922 |
| 2.91 | Hal White      | 1942 |
| 2.95 | Roscoe Miller  | 1901 |
| 3.09 | Dave Rozema    | 1977 |
| 3.10 | Frank Lary     | 1955 |
| 3.11 | Bernie Boland  | 1915 |

### GAMES

|    |                |      |
|----|----------------|------|
| 88 | Sean Runyan    | 1998 |
| 83 | Mike Myers     | 1996 |
| 66 | Chris Spurling | 2003 |
| 65 | Mike Munoz     | 1992 |
| 62 | Joel Zumaya    | 2006 |
| 61 | Chuck Seelbach | 1972 |
| 55 | Mike Henneman  | 1987 |
| 55 | Daniel Stumpf  | 2017 |
| 53 | Ryan Perry     | 2009 |
| 49 | Masao Kida     | 1999 |
| 49 | Brad Thomas    | 2010 |

### GAMES STARTED

|    |                  |      |
|----|------------------|------|
| 37 | Herman Pilette   | 1922 |
| 36 | Roscoe Miller    | 1901 |
| 33 | Ed Siever        | 1901 |
| 32 | Ed Summers       | 1908 |
| 32 | Earl Whitehill   | 1924 |
| 31 | Frank Lary       | 1955 |
| 31 | Vern Ruhle       | 1975 |
| 31 | Brian Moehler    | 1997 |
| 31 | Rick Porcello    | 2009 |
| 30 | George Mullin    | 1902 |
| 30 | Rufe Gentry      | 1944 |
| 30 | Justin Verlander | 2006 |
| 30 | Spencer Turnbull | 2019 |

### COMPLETE GAMES

|    |                |      |
|----|----------------|------|
| 35 | Roscoe Miller  | 1901 |
| 30 | Ed Siever      | 1901 |
| 25 | George Mullin  | 1902 |
| 24 | Mark Fidrych   | 1976 |
| 23 | Ed Summers     | 1908 |
| 22 | Hooks Daus     | 1913 |
| 18 | Herman Pilette | 1922 |
| 16 | Earl Whitehill | 1924 |
| 16 | Sam Gibson     | 1926 |
| 16 | Frank Lary     | 1955 |
| 16 | Dave Rozema    | 1977 |

### SHUTOUTS

|   |                 |      |
|---|-----------------|------|
| 5 | Ed Summers      | 1908 |
| 4 | Herman Pilette  | 1922 |
| 4 | Hal White       | 1942 |
| 4 | Mike Kilkenny   | 1969 |
| 4 | Mark Fidrych    | 1976 |
| 3 | Roscoe Miller   | 1901 |
| 3 | Sailor Stroud   | 1910 |
| 3 | Stubby Overmire | 1943 |
| 3 | Rufe Gentry     | 1944 |
| 3 | Vern Ruhle      | 1975 |

### SAVES

|    |                 |      |
|----|-----------------|------|
| 14 | Chuck Seelbach  | 1972 |
| 12 | Terry Fox       | 1961 |
| 10 | Mike Marshall   | 1967 |
| 9  | Fred Lasher     | 1967 |
| 8  | Jess Doyle      | 1925 |
| 7  | Jim Middleton   | 1921 |
| 7  | Fred Gladding   | 1963 |
| 7  | Fred Gladding   | 1964 |
| 7  | Pat Dobson      | 1968 |
| 7  | Daryl Patterson | 1968 |
| 7  | Mike Henneman   | 1987 |

### INNINGS PITCHED

|       |                |      |
|-------|----------------|------|
| 332.0 | Roscoe Miller  | 1901 |
| 301.0 | Ed Summers     | 1908 |
| 288.2 | Ed Siever      | 1901 |
| 274.2 | Herman Pilette | 1922 |
| 260.0 | George Mullin  | 1902 |
| 250.1 | Mark Fidrych   | 1976 |
| 235.0 | Frank Lary     | 1955 |
| 233.0 | Earl Whitehill | 1924 |
| 225.0 | Hooks Daus     | 1913 |
| 218.1 | Dave Rozema    | 1977 |

### HITS ALLOWED

|     |                |      |
|-----|----------------|------|
| 339 | Roscoe Miller  | 1901 |
| 334 | Ed Siever      | 1901 |
| 282 | George Mullin  | 1902 |
| 271 | Ed Summers     | 1908 |
| 270 | Herman Pilette | 1922 |
| 260 | Earl Whitehill | 1924 |
| 232 | Ken Holloway   | 1923 |
| 232 | Frank Lary     | 1955 |
| 222 | Dave Rozema    | 1977 |
| 217 | Mark Fidrych   | 1976 |

### RUNS ALLOWED

|     |                  |      |
|-----|------------------|------|
| 168 | Roscoe Miller    | 1901 |
| 166 | Ed Siever        | 1901 |
| 155 | George Mullin    | 1902 |
| 125 | Earl Whitehill   | 1924 |
| 120 | Tommy Bridges    | 1931 |
| 118 | Jeremy Bonderman | 2003 |
| 117 | Ken Holloway     | 1923 |
| 113 | Ed Lafitte       | 1911 |
| 112 | Ed Summers       | 1908 |
| 110 | Herman Pilette   | 1922 |

### EARNED RUNS ALLOWED

|     |                  |      |
|-----|------------------|------|
| 109 | Roscoe Miller    | 1901 |
| 106 | George Mullin    | 1902 |
| 104 | Ed Siever        | 1901 |
| 101 | Jeff Weaver      | 1999 |
| 100 | Earl Whitehill   | 1924 |
| 100 | Jeremy Bonderman | 2003 |
| 96  | Ken Holloway     | 1923 |
| 96  | Tommy Bridges    | 1931 |
| 96  | Rufe Gentry      | 1944 |
| 91  | Vic Sorrell      | 1928 |
| 91  | Brian Moehler    | 1997 |

### HOME RUNS ALLOWED

|    |                   |      |
|----|-------------------|------|
| 29 | Jerry Ujdur       | 1982 |
| 28 | Armando Galarraga | 2008 |
| 27 | Jeff Weaver       | 1999 |
| 25 | Dave Rozema       | 1977 |
| 23 | Jeremy Bonderman  | 2003 |
| 23 | Rick Porcello     | 2009 |
| 22 | George Zuerink    | 1954 |
| 22 | Brian Moehler     | 1997 |
| 21 | Justin Verlander  | 2006 |
| 17 | Eight pitchers    |      |

### WALKS

|     |                |      |
|-----|----------------|------|
| 108 | Tommy Bridges  | 1931 |
| 108 | Rufe Gentry    | 1944 |
| 98  | Roscoe Miller  | 1901 |
| 98  | Les Cain       | 1970 |
| 95  | George Mullin  | 1902 |
| 95  | Herman Pilette | 1922 |
| 89  | Frank Lary     | 1955 |
| 83  | Vic Sorrell    | 1928 |
| 82  | Hooks Daus     | 1913 |
| 82  | Hal White      | 1942 |

### STRIKEOUTS

|     |                         |             |
|-----|-------------------------|-------------|
| 156 | Les Cain                | 1970        |
| 146 | <b>Spencer Turnbull</b> | <b>2019</b> |
| 132 | <b>Michael Fulmer</b>   | <b>2016</b> |
| 126 | Armando Galarraga       | 2008        |
| 124 | Justin Verlander        | 2006        |
| 114 | Jeff Weaver             | 1999        |
| 108 | Jeremy Bonderman        | 2003        |
| 107 | Hooks Daus              | 1913        |
| 105 | Tommy Bridges           | 1931        |
| 103 | Ed Summers              | 1908        |
| 103 | Mickey Lolich           | 1963        |
| 103 | Mark Leiter             | 1991        |



# TIGERS CAREER TOP TEN

## GAMES PLAYED BY POSITION

### CATCHER

|                 |       |
|-----------------|-------|
| Bill Freehan    | 1,581 |
| Oscar Stanage   | 1,072 |
| Lance Parrish   | 1,039 |
| Johnny Bassler  | 729   |
| Alex Avila      | 683   |
| Ray Hayworth    | 642   |
| Bob Swift       | 629   |
| Birdie Tebbetts | 620   |
| Ivan Rodriguez  | 578   |
| Larry Woodall   | 484   |

### FIRST BASE

|                       |              |
|-----------------------|--------------|
| Norm Cash             | 1,912        |
| <b>Miguel Cabrera</b> | <b>1,151</b> |
| Hank Greenberg        | 1,019        |
| Rudy York             | 945          |
| Lu Blue               | 894          |
| Cecil Fielder         | 748          |
| Tony Clark            | 681          |
| Jason Thompson        | 602          |
| Dave Bergman          | 582          |
| George Burns          | 469          |

### SECOND BASE

|                   |       |
|-------------------|-------|
| Lou Whitaker      | 2,308 |
| Charlie Gehringer | 2,209 |
| Dick McAuliffe    | 918   |
| Ralph Young       | 874   |
| Damon Easley      | 794   |
| Frank Bolling     | 779   |
| Placido Polanco   | 625   |
| Ian Kinsler       | 599   |
| Eddie Mayo        | 544   |
| Germany Schaefer  | 483   |

### SHORTSTOP

|                 |       |
|-----------------|-------|
| Alan Trammell   | 2,139 |
| Donie Bush      | 1,845 |
| Billy Rogell    | 1,148 |
| Harvey Kuenn    | 747   |
| Deivi Cruz      | 702   |
| Dick McAuliffe  | 663   |
| Charley O'Leary | 632   |
| Ed Brinkman     | 628   |
| Johnny Lipon    | 590   |
| José Iglesias   | 549   |

### THIRD BASE

|                   |       |
|-------------------|-------|
| Aurelio Rodriguez | 1,236 |
| Don Wert          | 1,036 |
| Brandon Inge      | 999   |
| Tom Brookens      | 979   |
| Pinky Higgins     | 842   |
| George Kell       | 826   |
| Bob Jones         | 774   |
| Travis Fryman     | 768   |
| Marv Owen         | 717   |
| George Moriarty   | 633   |

### OUTFIELD

|                 |       |
|-----------------|-------|
| Ty Cobb         | 2,722 |
| Al Kaline       | 2,488 |
| Sam Crawford    | 1,906 |
| Bobby Veach     | 1,565 |
| Harry Heilmann  | 1,485 |
| Mickey Stanley  | 1,289 |
| Bobby Higginson | 1,274 |
| Jim Northrup    | 1,190 |
| Willie Horton   | 1,179 |
| Chet Lemon      | 1,170 |

### DESIGNATED HITTER

|                       |            |
|-----------------------|------------|
| Victor Martinez       | 835        |
| Rusty Staub           | 420        |
| Dmitri Young          | 299        |
| Kirk Gibson           | 293        |
| Willie Horton         | 265        |
| <b>Miguel Cabrera</b> | <b>256</b> |
| Darrell Evans         | 253        |
| Cecil Fielder         | 237        |
| Gary Sheffield        | 225        |
| Johnny Grubb          | 151        |

### PITCHER

|               |     |
|---------------|-----|
| John Hiller   | 545 |
| Hooks Dauss   | 538 |
| Mickey Lolich | 508 |
| Dizzy Trout   | 493 |
| Mike Henneman | 491 |
| Todd Jones    | 480 |
| Hal Newhouser | 460 |
| George Mullin | 435 |
| Jack Morris   | 430 |
| Tommy Bridges | 424 |

## TOP TIGERS SINGLE-SEASON ERRORLESS STREAKS (SINCE 1957)

### CATCHER

|                  |     |                |
|------------------|-----|----------------|
| James McCann     | 112 | 4/8-10/3/2015  |
| Matt Nokes       | 81  | 4/28-9/5/1987  |
| Mickey Tettleton | 81  | 5/23-10/3/1992 |
| Bill Freehan     | 77  | 4/6-7/16/1970  |
| Dick Brown       | 75  | 4/9-7/22/1962  |
| Bill Freehan     | 74  | 7/4-9/28/1971  |
| Bill Freehan     | 72  | 6/13-8/28/1964 |
| Ivan Rodriguez   | 67  | 4/3-7/14/2006  |
| Bill Freehan     | 65  | 4/24-7/20/1965 |
| Alex Avila       | 65  | 5/31-9/12/2010 |

### FIRST BASE

|                       |           |                       |
|-----------------------|-----------|-----------------------|
| Miguel Cabrera        | 91        | 5/13-9/23/2017        |
| Darrell Evans         | 82        | 5/23-10/4/1987        |
| Sean Casey            | 80        | 5/1-8/10/2007         |
| Enos Cabell           | 72        | 4/5-8/2/1983          |
| <b>Miguel Cabrera</b> | <b>67</b> | <b>6-13/9/20/2014</b> |
| Prince Fielder        | 61        | 7/21-9/29/2013        |
| <b>Miguel Cabrera</b> | <b>59</b> | <b>8/2-10/6/2009</b>  |
| Prince Fielder        | 59        | 6/8-8/13/2012         |
| Carlos Pena           | 57        | 7/15-9/28/2004        |
| <b>Miguel Cabrera</b> | <b>56</b> | <b>4/6-6/6/2015</b>   |

### SECOND BASE

|                 |     |                |
|-----------------|-----|----------------|
| Placido Polanco | 141 | 4/2-9/30/2007  |
| Frank Bolling   | 72  | 5/18-8/28/1959 |
| Lou Whitaker    | 68  | 4/15-7/3/1990  |
| Placido Polanco | 67  | 5/13-8/6/2009  |
| Scott Fletcher  | 63  | 4/26-9/29/1995 |
| Dick McAuliffe  | 61  | 7/14-9/20/1968 |
| Damon Easley    | 60  | 4/3-7/20/2000  |
| Ramon Santiago  | 59  | 4/3-9/4/2011   |
| Damon Easley    | 58  | 5/14-7/20/1998 |
| Placido Polanco | 53  | 8/8-10/6/2009  |

### THIRD BASE

|                   |           |                       |
|-------------------|-----------|-----------------------|
| <b>Dawel Lugo</b> | <b>51</b> | <b>5/26-9/10/2019</b> |
| Don Wert          | 49        | 5/14-7/4/1965         |
| Aurelio Rodriguez | 48        | 8/3-9/23/1972         |
| Brandon Inge      | 48        | 4/3-9/26/2008         |
| Travis Fryman     | 46        | 4/4-5/26/1996         |
| Aurelio Rodriguez | 43        | 6/9-7/27/1978         |
| Tom Brookens      | 41        | 5/14-9/29/1984        |
| Steve Boros       | 40        | 6/22-9/13/1961        |
| Travis Fryman     | 40        | 5/3-6/16/1994         |
| Travis Fryman     | 40        | 8/13-9/24/1995        |
| Joe Randa         | 40        | 4/30-6/13/1998        |
| Andrew Romine     | 40        | 4/16-9/30/2016        |

### SHORTSTOP

|                |    |                |
|----------------|----|----------------|
| Jhonny Peralta | 75 | 6/21-9/18/2012 |
| Eddie Brinkman | 72 | 5/21-8/4/1972  |
| Eddie Brinkman | 56 | 7/28-9/22/1971 |
| Alan Trammell  | 51 | 5/10-7/12/1980 |
| Jhonny Peralta | 50 | 6/10-9/29/2013 |
| Deivi Cruz     | 48 | 6/23-8/19/1997 |
| Ramon Santiago | 47 | 7/1-8/27/2003  |
| Alan Trammell  | 42 | 4/8-5/29/1985  |
| Deivi Cruz     | 42 | 7/30-9/14/1999 |
| José Iglesias  | 41 | 4/5-5/24/2016  |

### OUTFIELD

|                 |     |                |
|-----------------|-----|----------------|
| Magglio Ordonez | 140 | 4/7-9/30/2007  |
| Charlie Maxwell | 134 | 4/20-9/29/1957 |
| Mickey Stanley  | 132 | 4/12-10/1/1970 |
| Mickey Stanley  | 131 | 4/13-9/22/1968 |
| Al Kaline       | 129 | 4/6-9/24/1971  |
| Chet Lemon      | 107 | 4/8-8/24/1985  |
| Charlie Maxwell | 106 | 5/28-10/2/1960 |
| Al Kaline       | 106 | 5/26-9/28/1966 |
| Austin Jackson  | 103 | 4/5-8/24/2012  |
| Luis Gonzalez   | 100 | 3/31-7/29/1998 |

---

# ALL-STAR GAME HISTORY

---





# ALL-STAR GAMES IN DETROIT

## JULY 8, 1941 AMERICAN LEAGUE 7, NATIONAL LEAGUE 5

Detroit hosted the ninth All-Star Game at Briggs Stadium on July 8, 1941. The game was attended by nearly 55,000 fans and they were rewarded as the American League squad rallied for a 5-2 deficit with one run in the eighth inning and four runs in the ninth to defeat the National League. The comeback was capped by a three-run home run off the facing of the right field roof by Hall-of-Famer Ted Williams. Williams would later characterize the home run as one of the most exciting moments of his career. Arky Vaughan led the National League offense in the loss, becoming the first player in All-Star history to hit two home runs in a game while adding a single and four RBI.

Three Tigers players were selected to play in the contest, including first baseman Rudy York, catcher Birdie Tebbetts and righthanded pitcher Al Benton. York was the only Tigers player to appear in the game, finishing 1x3. The American League squad was managed by Tigers skipper Del Baker while Tigers coach Merv Shea served as one of the coaches.

The 1941 All-Star Game also marked the first time brothers had appeared together in a Midsummer Classic. Joe and Dom DiMaggio both appeared in the game for the American League with Joe finishing 1x4 with three runs scored and a RBI and Dom finishing 1x1 with a RBI.

| NATIONAL LEAGUE               |           |          |           |          |
|-------------------------------|-----------|----------|-----------|----------|
|                               | AB        | R        | H         | RBI      |
| Hack (CHC), 3b.....           | 2         | 0        | 0         | 0        |
| q-Laggett (BRO), 3b.....      | 2         | 0        | 0         | 0        |
| Moore (STL), lf.....          | 5         | 0        | 0         | 1        |
| Reiser (BRO), cf.....         | 4         | 0        | 0         | 0        |
| Mize (STL), 1b.....           | 4         | 1        | 1         | 0        |
| p-F. McCormick (CIN), 1b..... | 0         | 0        | 0         | 0        |
| Nicholson (CHC), rf.....      | 1         | 0        | 0         | 0        |
| d-Elliott (PIT), rf.....      | 1         | 0        | 0         | 0        |
| r-Slaughter (STL), rf.....    | 2         | 1        | 0         | 0        |
| r-Vaughan (PIT), ss.....      | 4         | 2        | 3         | 4        |
| Miller (MIL), ss.....         | 0         | 0        | 0         | 0        |
| Frey (CIN), 2b.....           | 1         | 0        | 1         | 0        |
| e-Herman (BRO), 2b.....       | 3         | 0        | 2         | 0        |
| Owen (BRO), c.....            | 1         | 0        | 0         | 0        |
| b-Lopez (PIT), c.....         | 1         | 0        | 0         | 0        |
| m-Danning (NY), c.....        | 1         | 0        | 0         | 0        |
| Wyatt (BRO), p.....           | 0         | 0        | 0         | 0        |
| a-Ott (NY), ph.....           | 1         | 0        | 0         | 0        |
| Derringer (CIN), p.....       | 0         | 0        | 0         | 0        |
| F-Walters (CIN), p.....       | 1         | 1        | 0         | 0        |
| l-Medwick (STL), ph.....      | 1         | 0        | 0         | 0        |
| Passau (CHC), p.....          | 1         | 0        | 0         | 0        |
| <b>Totals</b> .....           | <b>35</b> | <b>5</b> | <b>10</b> | <b>5</b> |

| AMERICAN LEAGUE              |           |          |           |          |
|------------------------------|-----------|----------|-----------|----------|
|                              | AB        | R        | H         | RBI      |
| Doerr (BOS), 2b.....         | 3         | 0        | 0         | 0        |
| g-Gordon (NY), 2b.....       | 2         | 1        | 0         | 0        |
| r-Travis (WAS), 3b.....      | 4         | 1        | 1         | 0        |
| J. DiMaggio (NY), cf.....    | 4         | 3        | 1         | 1        |
| Williams (BOS), lf.....      | 4         | 1        | 2         | 4        |
| Heath (CLE), rf.....         | 2         | 0        | 0         | 0        |
| k-D. DiMaggio (BOS), rf..... | 1         | 0        | 1         | 1        |
| Cronin (BOS), ss.....        | 2         | 0        | 0         | 0        |
| h-Boudreau (CLE), ss.....    | 2         | 0        | 2         | 1        |
| York (DET), 1b.....          | 3         | 0        | 1         | 0        |
| Fox (BOS), 1b.....           | 1         | 0        | 0         | 0        |
| Dickey (NY), c.....          | 3         | 0        | 1         | 0        |
| o-Hayes (PHI), c.....        | 1         | 0        | 0         | 0        |
| Feller (CLE), p.....         | 0         | 0        | 0         | 0        |
| c-Cullenbine (STL) ph.....   | 1         | 0        | 0         | 0        |
| Lee (CWS), p.....            | 1         | 0        | 0         | 0        |
| j-Hudson (WAS), p.....       | 0         | 0        | 0         | 0        |
| n-Keller (NY), p.....        | 1         | 0        | 0         | 0        |
| E. Smith (CWS), p.....       | 0         | 0        | 0         | 0        |
| s-Kelner (CLE), ph.....      | 1         | 1        | 0         | 0        |
| <b>Totals</b> .....          | <b>36</b> | <b>7</b> | <b>11</b> | <b>7</b> |

a-Struck out for Wyatt in 3rd; b-Replaced Owen at C in 3rd; c-Grounded out for Feller in 3rd; d-Replaced Nicholson at RF in 4th; e-Singled for Frey in 5th; f-Replaced Derringer at P in 5th; g-Replaced Doerr at 2B in 5th; h-Replaced Cronin at SS in 5th; i-Replaced Elliott at RF in 6th; j-Replaced Lee at P in 7th; k-Replaced Heath at RF in 7th; l-Grounded out for Walters in 7th; m-Replaced Lopez at C in 7th; n-Struck out for Hudson in 7th; o-Replaced Dickey at C in 8th; p-Replaced Mize at 1B in 8th; q-Grounded out for Hack in 9th; r-Replaced Vaughan at SS in 9th; s-Singled for Smith in 9th.

E-Reiser 2, Williams, Heath, E. Smith. LOB-National 6, American 7. 2B-Travis, Williams, Walters, Herman, Mize, J. DiMaggio. HR-Vaughan 2, Williams. S-Hack, Lopez.

| National   | IP  | H | R | ER | BB | SO |
|------------|-----|---|---|----|----|----|
| Wyatt      | 2.0 | 0 | 0 | 0  | 1  | 0  |
| Derringer  | 2.0 | 2 | 1 | 1  | 0  | 1  |
| Walters    | 2.0 | 3 | 1 | 1  | 2  | 2  |
| Passau (L) | 2.2 | 6 | 5 | 5  | 1  | 3  |

| American  | IP  | H | R | ER | BB | SO |
|-----------|-----|---|---|----|----|----|
| Feller    | 3.0 | 1 | 0 | 0  | 0  | 4  |
| Lee       | 3.0 | 4 | 1 | 1  | 0  | 0  |
| Hudson    | 1.0 | 3 | 2 | 2  | 1  | 1  |
| Smith (W) | 2.0 | 2 | 2 | 2  | 0  | 2  |

T-2:34. A-54,674. Umpires-Summers, Grieve (AL); Jorda, Pinelli (NL).

## JULY 10, 1951 NATIONAL LEAGUE 8, AMERICAN LEAGUE 3

Briggs Stadium hosted the 18th All-Star Game on July 10, 1951 as the Midsummer Classic was again played in Detroit. Over 52,000 fans were in attendance and witnessed a home run barrage as the National League squad thumped a then All-Star record four roundtrippers to defeat the American League 8-3 and claim their second consecutive victory for the first time in All-Star history. The American League chipped in two home runs to raise the game total to six, establishing what was then an All-Star record.

Ralph Kiner drilled a two-run homer for the National League in the eighth inning, which made him the only player in history to homer in three consecutive All-Star games. Stan Musial also established a new All-Star record by being caught stealing twice.

The Tigers were represented by third baseman George Kell, outfielder Vic Wertz and righthanded pitcher Fred Hutchinson. Kell started the game at third base and drilled a solo home run while Wertz started the game in right field and also connected for a solo roundtripper. Hutchinson worked three innings in the loss, allowing three runs on three hits while issuing two walks.

| NATIONAL LEAGUE               |           |          |           |          |
|-------------------------------|-----------|----------|-----------|----------|
|                               | AB        | R        | H         | RBI      |
| Ashburn (PHI), cf.....        | 4         | 2        | 2         | 0        |
| l-Snyder (BRO), cf.....       | 0         | 0        | 0         | 0        |
| Dark (NY), ss.....            | 5         | 0        | 1         | 0        |
| k-Reese (BRO), ss.....        | 0         | 0        | 0         | 0        |
| Musial (STL), lf-rf.....      | 4         | 1        | 2         | 1        |
| s-Westlake (STL), lf.....     | 0         | 0        | 0         | 0        |
| J. Robinson (BRO), 2b.....    | 4         | 1        | 2         | 0        |
| r-Schoendienst (STL), 2b..... | 0         | 0        | 0         | 0        |
| Hodges (BRO), 1b.....         | 2         | 2        | 2         | 2        |
| Elliott (MIL), 3b.....        | 2         | 1        | 2         | 2        |
| c-Jones (PHI), 3b.....        | 2         | 0        | 0         | 0        |
| Ennis (PHI), rf.....          | 2         | 0        | 0         | 0        |
| d-Kiner (PIT), lf.....        | 2         | 1        | 1         | 0        |
| m-Wyrostek (CIN), lf.....     | 1         | 0        | 0         | 0        |
| Campanella (BRO), c.....      | 4         | 0        | 0         | 0        |
| Roberts (PHI), p.....         | 0         | 0        | 0         | 0        |
| a-Slaughter (STL), ph.....    | 1         | 0        | 0         | 0        |
| Maglie (NY), p.....           | 1         | 0        | 0         | 0        |
| F-Newcombe (BRO), p.....      | 2         | 0        | 1         | 0        |
| q-Blackwell (CIN), p.....     | 0         | 0        | 0         | 0        |
| <b>Totals</b> .....           | <b>39</b> | <b>8</b> | <b>12</b> | <b>5</b> |

| AMERICAN LEAGUE              |           |          |           |          |
|------------------------------|-----------|----------|-----------|----------|
|                              | AB        | R        | H         | RBI      |
| D. DiMaggio (BOS), cf.....   | 5         | 0        | 1         | 0        |
| Fox (CWS), 2b.....           | 3         | 0        | 1         | 0        |
| j-Doerr (BOS), ph-2b.....    | 1         | 0        | 1         | 0        |
| Kell (DET), 3b.....          | 3         | 1        | 1         | 1        |
| Williams (BOS), lf.....      | 3         | 0        | 1         | 0        |
| o-Busby (CWS), lf.....       | 0         | 0        | 0         | 0        |
| Berra (NY), c.....           | 4         | 1        | 1         | 0        |
| Wertz (DET), rf.....         | 3         | 1        | 1         | 1        |
| h-Rizzuto (NY), ss.....      | 1         | 0        | 1         | 0        |
| Fain (PHI), 1b.....          | 3         | 0        | 1         | 1        |
| n-E. Robinson (CWS), 1b..... | 1         | 0        | 0         | 0        |
| Carrasquel (CWS), ss.....    | 2         | 0        | 1         | 0        |
| g-Minoso (CWS), ph-rf.....   | 2         | 0        | 0         | 0        |
| Garver (STL), p.....         | 1         | 0        | 0         | 0        |
| b-Lopat (NY), p.....         | 0         | 0        | 0         | 0        |
| e-Doby (CLE), ph.....        | 1         | 0        | 0         | 0        |
| Hutchinson (DET), p.....     | 0         | 0        | 0         | 0        |
| i-Stephens (BOS), p.....     | 1         | 0        | 0         | 0        |
| Parnell (BOS), p.....        | 0         | 0        | 0         | 0        |
| p-Lemon (CLE), p.....        | 0         | 0        | 0         | 0        |
| t-Hegan (CLE), ph.....       | 1         | 0        | 1         | 0        |
| <b>Totals</b> .....          | <b>35</b> | <b>3</b> | <b>10</b> | <b>3</b> |

a-Lined out for Roberts in 3rd; b-Replaced Garver at P in 4th; c-Replaced Elliott at 3B in 4th; d-Replaced Ennis at LF in 4th; e-Popped out for Lopat at 1B in 6th; f-Replaced Maglie at P in 6th; g-Grounded out for Carrasquel in 6th; h-Replaced Wertz at SS; i-Struck out for Hutchinson in 7th; j-Singled for Fox in the 7th; k-Replaced Dark at SS in 8th; l-Replaced Ashburn at CF in 8th; m-Replaced Kiner at RF in 8th; n-Grounded out for Fain in 8th; o-Replaced Williams at LF in 9th; p-Replaced Parnell at P in 9th; q-Replaced Newcombe at P in 9th; r-Replaced Robinson at 2B in 9th; s-Replaced Musial at LF in 9th; t-Doubled for Lemon in 9th.

E-J. Robinson, Berra, Fox. LOB-National 8, American 9. 2B-Ashburn, Hegan. 3B-Fain, Williams. HR-Musial, Elliott, Wertz, Kell, Hodges, Kiner. S-Kell. PB-Campanella.

| National   | IP  | H | R | ER | BB | SO |
|------------|-----|---|---|----|----|----|
| Roberts    | 2.0 | 4 | 1 | 1  | 1  | 1  |
| Maglie (W) | 3.0 | 3 | 2 | 2  | 1  | 1  |
| Newcombe   | 3.0 | 2 | 0 | 0  | 0  | 3  |
| Blackwell  | 1.0 | 1 | 0 | 0  | 1  | 2  |

| American   | IP  | H | R | ER | BB | SO |
|------------|-----|---|---|----|----|----|
| Garver     | 3.0 | 1 | 1 | 0  | 0  | 1  |
| Lopat (L)  | 1.0 | 3 | 3 | 3  | 0  | 0  |
| Hutchinson | 3.0 | 3 | 3 | 3  | 2  | 0  |
| Parnell    | 1.0 | 3 | 1 | 1  | 1  | 1  |
| Lemon      | 1.0 | 2 | 0 | 0  | 1  | 1  |

T-2:41. A-52,075. Umpires-Passarella, Hurley, Honochick (AL); Robb, Jorda, Dascoli (NL).

# ALL-STAR GAMES IN DETROIT



## JULY 13, 1971 AMERICAN LEAGUE 6, NATIONAL LEAGUE 4

The All-Star Game returned to Detroit on July 13, 1971 as the best players in baseball flocked to Tiger Stadium for the 42nd Midsummer Classic. The American League squad hit three home runs to take the 6-4 victory and snap an eight-game losing streak. Reggie Jackson provided the memorable moment when he crushed a Dock Ellis delivery off the light tower in right field for a two-run homer.

The National League hit three home runs as the two teams matched a then All-Star record with a combined six home runs, all by Hall-of-Fame players (Hank Aaron, Johnny Bench, Roberto Clemente, Jackson, Harmon Killebrew, Frank Robinson).

Robinson was named as the game's Most Valuable Player after finishing the game 1x2 with a home run and two RBI. Robinson's home run made him the first player in All-Star history to hit a home run for both the American and National League.

The Tigers were represented by first baseman Norm Cash, catcher Bill Freehan, outfielder Al Kaline and lefthanded pitcher Mickey Lolich. Cash started at first base and finished 0x2, while Freehan started behind the plate and went hitless in three trips to the plate. Kaline entered the game, playing right field, in the sixth inning and finished the game 1x2 with a run scored. Lolich worked the final two innings, allowing one run on one hit, while striking out one.

### NATIONAL LEAGUE

|                            | AB        | R        | H        | RBI      |
|----------------------------|-----------|----------|----------|----------|
| Mays (SF), cf.....         | 2         | 0        | 0        | 0        |
| d-Clemente (PIT), rf.....  | 2         | 1        | 1        | 1        |
| t-Millan (ATL), 2b.....    | 0         | 0        | 0        | 0        |
| Aaron (ATL), rf.....       | 2         | 1        | 1        | 1        |
| c-May (CIN), 1b.....       | 1         | 0        | 0        | 0        |
| Torre (STL), 3b.....       | 3         | 0        | 0        | 0        |
| r-Santo (CHC), 3b.....     | 1         | 0        | 0        | 0        |
| Stargell (PIT), lf.....    | 2         | 1        | 0        | 0        |
| Brock (STL), ph.....       | 1         | 0        | 0        | 0        |
| McCovey (SF), 1b.....      | 2         | 0        | 0        | 0        |
| e-Marichal (SF), p.....    | 0         | 0        | 0        | 0        |
| l-Kessinger (CHC), ss..... | 2         | 0        | 0        | 0        |
| Bench (CIN), c.....        | 4         | 1        | 2        | 2        |
| Beckert (CHC), 2b.....     | 3         | 0        | 0        | 0        |
| s-Rose (CIN), rf.....      | 0         | 0        | 0        | 0        |
| Harrelson (NY), ss.....    | 2         | 0        | 0        | 0        |
| m-Jenkins (CHC), p.....    | 0         | 0        | 0        | 0        |
| n-Colbert (SD), ph.....    | 1         | 0        | 0        | 0        |
| Wilson (HOU), p.....       | 0         | 0        | 0        | 0        |
| Ellis (PIT), p.....        | 1         | 0        | 0        | 0        |
| b-Davis (LA), 1b.....      | 1         | 1        | 0        | 1        |
| q-Bonds (SF), cf.....      | 1         | 0        | 0        | 0        |
| <b>Totals</b> .....        | <b>34</b> | <b>4</b> | <b>5</b> | <b>4</b> |

### AMERICAN LEAGUE

|                              | AB        | R        | H        | RBI      |
|------------------------------|-----------|----------|----------|----------|
| Carew (MIN), 2b.....         | 1         | 1        | 0        | 0        |
| h-Rojas (KC), 1b.....        | 1         | 0        | 0        | 0        |
| o-Murcer (NYY), cf.....      | 1         | 0        | 0        | 0        |
| k-Cuellar (BAL), p.....      | 0         | 0        | 0        | 0        |
| o-Buford (BAL), ph.....      | 1         | 0        | 0        | 0        |
| Lolich (DET), p.....         | 0         | 0        | 0        | 0        |
| f-Yastrzemski (BOS), lf..... | 3         | 0        | 0        | 0        |
| F. Robinson (BAL), rf.....   | 2         | 1        | 1        | 2        |
| j-Kaline (DET), rf.....      | 2         | 1        | 0        | 0        |
| Cash (DET), 1b.....          | 2         | 0        | 0        | 0        |
| e-Killebrew (MIN), 1b.....   | 1         | 2        | 1        | 0        |
| B. Robinson (BAL), 3b.....   | 3         | 0        | 1        | 0        |
| Freehan (DET), c.....        | 3         | 0        | 0        | 0        |
| p-Munson (NYY), c.....       | 0         | 0        | 0        | 0        |
| o-Paricio (BOS), ss.....     | 3         | 1        | 0        | 0        |
| Blue (OAK), p.....           | 0         | 0        | 0        | 0        |
| a-Jackson (OAK), ph.....     | 1         | 1        | 1        | 2        |
| Palmer (BAL), p.....         | 0         | 0        | 0        | 0        |
| f-Howard (WAS), ph.....      | 1         | 0        | 0        | 0        |
| i-Otis (KC), cf.....         | 1         | 0        | 0        | 0        |
| <b>Totals</b> .....          | <b>29</b> | <b>6</b> | <b>7</b> | <b>6</b> |

a-Homered for Blue in 3rd; b-Entered at CF in 4th; c-Entered at 1B in 4th; d-Entered at RF in 4th; e-Entered at 1B in 4th; f-Grounded out for Palmer in 5th; g-Replaced Cash at 1B in 6th; h-Entered at RF in 6th; i-Entered at 2B in 6th; j-Entered at CF in 6th; j-Replaced Robinson at RF in 6th; k-Entered at P in 6th; l-Entered at SS in 6th; m-Entered at P in 6th; n-Struck out for Jenkins in 7th; o-Struck out for Cuellar in 7th; p-Replaced Freehan at C in 8th; q-Struck out for Davis in 8th; r-Grounded out for Torre in 8th; s-Entered at RF in 8th; t-Entered at 2B in 8th.

E-None. LOB-National 2, American 2. HR-Bench, Aaron, Clemente, Jackson, F. Robinson, Killebrew. HBP-Stargell (by Blue).

|                     | AB       | R        | H        | ER       | BB       | SO       |
|---------------------|----------|----------|----------|----------|----------|----------|
| National.....       | 0        | 2        | 1        | 0        | 0        | 0        |
| American.....       | 0        | 4        | 0        | 0        | 2        | 0        |
| <b>Totals</b> ..... | <b>0</b> | <b>6</b> | <b>1</b> | <b>0</b> | <b>2</b> | <b>0</b> |

T-2:05. A-53,559. Umpires-Umont, O'Donnell, Denkinger (AL); Pryor, Harvey, Colosi (NL).

## JULY 12, 2005 AMERICAN LEAGUE 7, NATIONAL LEAGUE 5

The All-Star Game made its return to Detroit and first visit to Comerica Park on July 12, 2005 for the 76th Midsummer Classic. The American League jumped out to an early 7-0 lead and held on for the 7-5 victory. The victory was the eighth consecutive for the American League and raised their record to 3-1 in All-Star Games played in Detroit.

Miguel Tejada led the American League offensive attack with a two-run homer and played solid defense at shortstop to earn the game's most valuable player award. David Ortiz was the only player in the game to collect multiple hits, finishing 2x3 with a pair of singles and a RBI.

Andruw Jones led the National League offense with two runs scored, a home run and two RBI. Derrek Lee, Moises Alou and Luis Gonzalez each chipped in with doubles to round out the offensive attack for the National League.

Mark Buehrle started for the American League and worked two scoreless innings to earn the victory. John Smoltz allowed a solo home run to Tejada to take the loss. Mariano Rivera struck out Morgan Ensberg to end the game and earn the save.

The Tigers were represented by catcher Ivan Rodriguez, who was named to his 12th All-Star team. Rodriguez entered the game behind the plate in the fifth inning and finished 0x1 with a walk in his two trips to the plate.

### NATIONAL LEAGUE

|                            | AB        | R        | H         | RBI      |
|----------------------------|-----------|----------|-----------|----------|
| Abreu (PHI), rf.....       | 2         | 0        | 1         | 0        |
| e-Rollins (PHI), ss.....   | 1         | 0        | 1         | 0        |
| a-Gonzalez (FLA), ph.....  | 1         | 1        | 1         | 1        |
| Beltran (NYM), lf.....     | 3         | 0        | 0         | 0        |
| f-LoDuca (FLA), c.....     | 2         | 0        | 0         | 0        |
| Pujols (STL), dh.....      | 2         | 0        | 1         | 0        |
| k-C. Lee (MIL), ph-dh..... | 3         | 0        | 1         | 1        |
| D. Lee (CHC), 1b.....      | 3         | 0        | 1         | 0        |
| p-Ensberg (HOU), 1b.....   | 2         | 0        | 0         | 0        |
| Edmonds (STL), cf-rf.....  | 1         | 0        | 0         | 0        |
| l-Alou (CHC), ph-rf.....   | 1         | 1        | 0         | 0        |
| Ramirez (CHC), 3b.....     | 2         | 0        | 1         | 0        |
| q-Lopez (CIN), 3b.....     | 1         | 0        | 1         | 0        |
| Piazza (NYM), c.....       | 2         | 0        | 0         | 0        |
| g-Cabrera (FLA), lf.....   | 2         | 0        | 0         | 1        |
| Kent (LA), 2b.....         | 3         | 0        | 0         | 0        |
| a-Castillo (FLA), 2b.....  | 3         | 1        | 1         | 0        |
| Eckstein (STL), ss.....    | 2         | 0        | 0         | 0        |
| h-A. Jones (ATL), cf.....  | 1         | 2        | 1         | 2        |
| <b>Totals</b> .....        | <b>35</b> | <b>5</b> | <b>11</b> | <b>5</b> |

### AMERICAN LEAGUE

|                               | AB        | R        | H         | RBI      |
|-------------------------------|-----------|----------|-----------|----------|
| Damon (BOS), cf.....          | 2         | 1        | 1         | 0        |
| b-Suzuki (SEA), cf-rf.....    | 2         | 0        | 1         | 2        |
| A. Rodriguez (TEX), 3b.....   | 2         | 1        | 1         | 0        |
| d-Mora (BAL), 3b.....         | 1         | 0        | 0         | 0        |
| s-Hillenbrand (TOR), 3b.....  | 0         | 0        | 0         | 0        |
| Ortiz (BOS), dh.....          | 3         | 0        | 2         | 1        |
| r-Sweeney (KC), ph-dh.....    | 1         | 0        | 0         | 0        |
| M. Ramirez (BOS), lf.....     | 2         | 0        | 0         | 0        |
| a-Anderson (LAA), lf.....     | 3         | 0        | 0         | 0        |
| Tejada (BAL), ss.....         | 3         | 1        | 2         | 2        |
| f-Young (TEX), ss.....        | 3         | 1        | 0         | 0        |
| Guerrero (LAA), rf.....       | 3         | 0        | 1         | 0        |
| m-Soriano (TEX), pr-2b.....   | 1         | 1        | 0         | 0        |
| Teixeira (TEX), 1b.....       | 3         | 1        | 1         | 2        |
| q-Konerko (CWS), 1b.....      | 1         | 0        | 0         | 0        |
| Varetek (BOS), 1b.....        | 1         | 1        | 1         | 0        |
| j-I. Rodriguez (DET), c.....  | 1         | 0        | 0         | 0        |
| Roberts (BAL), 2b.....        | 2         | 1        | 1         | 0        |
| n-Sheffield (NYY), ph-rf..... | 1         | 0        | 0         | 0        |
| t-Podsednik (CWS), cf.....    | 0         | 0        | 0         | 0        |
| <b>Totals</b> .....           | <b>32</b> | <b>7</b> | <b>11</b> | <b>7</b> |

a-Entered at 2B in 2nd; b-Entered at CF in 4th; c-Entered at LF in 4th; d-Entered at 3B in 5th; e-Entered at SS in 5th; f-Entered at C in 5th; g-Entered at LF in 5th; h-Entered at LF in 5th; i-Entered at SS in 6th; j-Entered at C in 6th; k-Flied out for Pujols in 6th; l-Walked for Edmonds in 6th; m-Ran for Guerrero in 6th; n-Grounded into double play for Roberts in 6th; o-Entered at 1B in 7th; p-Entered at 1B in 7th; q-Entered at 3B in 7th; r-Struck out for Ortiz in 7th; s-Entered at 3B in 8th; t-Entered at CF in 9th; u-Doubled for Rollins in 9th.

E-Colon. LOB-National 8, American 4. 2B-D. Lee, Alou, Gonzalez, Roberts, Young. HR-A. Jones, Teixeira, Tejada.

|                     | AB       | R        | H        | ER       | BB       | SO       |
|---------------------|----------|----------|----------|----------|----------|----------|
| National.....       | 0        | 0        | 0        | 0        | 0        | 0        |
| American.....       | 0        | 1        | 2        | 0        | 0        | 0        |
| <b>Totals</b> ..... | <b>0</b> | <b>1</b> | <b>2</b> | <b>0</b> | <b>0</b> | <b>0</b> |

| National        | IP  | H | R | ER | BB | SO |
|-----------------|-----|---|---|----|----|----|
| Carpenter.....  | 1.0 | 2 | 0 | 0  | 0  | 0  |
| Smoltz (L)..... | 1.0 | 2 | 1 | 1  | 0  | 0  |
| Ortiz.....      | 1.0 | 2 | 2 | 1  | 1  | 0  |
| Hernandez.....  | 1.0 | 2 | 2 | 2  | 1  | 0  |
| Clemens.....    | 1.0 | 0 | 0 | 0  | 0  | 0  |
| Willis.....     | 1.0 | 2 | 2 | 2  | 1  | 0  |
| Lidge.....      | 1.0 | 0 | 0 | 0  | 0  | 3  |
| Peavy.....      | 0.2 | 1 | 0 | 0  | 0  | 1  |
| C. Cordero..... | 0.1 | 0 | 0 | 0  | 0  | 1  |

| American         | IP  | H | R | ER | BB | SO |
|------------------|-----|---|---|----|----|----|
| Buehrle (W)..... | 2.0 | 3 | 0 | 0  | 0  | 3  |
| Colon.....       | 1.0 | 1 | 0 | 0  | 0  | 0  |
| Santana.....     | 1.0 | 1 | 1 | 0  | 1  | 0  |
| Clement.....     | 1.0 | 0 | 0 | 0  | 0  | 1  |
| Garland.....     | 1.0 | 0 | 0 | 0  | 2  | 0  |
| Rogers.....      | 1.0 | 3 | 2 | 2  | 0  | 1  |
| Nathan.....      | 1.0 | 2 | 1 | 1  | 0  | 0  |
| Wickman.....     | 0.0 | 0 | 1 | 1  | 1  | 0  |
| Ryan.....        | 0.2 | 1 | 1 | 1  | 0  | 1  |
| Rivera (S).....  | 0.1 | 0 | 0 | 0  | 0  | 1  |

T-2:41. A-41,617. Umpires-West, T. Welke, Cooper, DiMuro, Bucknor, Fletcher

ALL-STAR GAME HISTORY



# TIGERS ALL-STAR GAME SELECTIONS

**1933**  
**Charlie Gehringer (2B)**  
**1934**  
 Tommy Bridges+ (P)  
 Mickey Cochrane (C)  
**Charlie Gehringer (2B)**  
**1935**  
 Tommy Bridges+ (P)  
 Mickey Cochrane+ (C)  
**Charlie Gehringer (2B)**  
 Schoolboy Rowe+ (P)  
**1936**  
 Tommy Bridges\* (P)  
**Charlie Gehringer (2B)**  
 Goose Goslin (OF)  
 Schoolboy Rowe (P)  
**1937**  
 Tommy Bridges (P)  
**Charlie Gehringer (2B)**  
 Hank Greenberg+ (1B)  
 Gee Walker\* (OF)  
**1938**  
**Charlie Gehringer (2B)**  
 Hank Greenberg\* (1B)  
 Vern Kennedy+ (P)  
 Rudy York (C)  
**1939**  
 Tommy Bridges (P)  
**Hank Greenberg (1B)**  
 Bobo Newsum+ (P)  
**1940**  
 Tommy Bridges+ (P)  
**Hank Greenberg (1B)**  
 Bobo Newsum (P)  
**1941**  
 Al Benton+ (P)  
 Birdie Tebbetts+ (C)  
**Rudy York (1B)**  
**1942**  
 Al Benton (P)  
 Hal Newhouser+ (P)  
**Birdie Tebbetts (C)**  
**Rudy York (1B)**  
**1943**  
 Hal Newhouser (P)  
**Dick Wakefield (OF)**  
 Rudy York (1B)  
**1944**  
 Pinky Higgins (3B)  
 Hal Newhouser (P)  
 Dizzy Trout+ (P)  
 Rudy York+ (1B)  
**1945**  
 Hank Greenberg+ (1B)  
**1946**  
 Hal Newhouser (P)  
**1947**  
**George Kell (3B)**  
 Pat Mullin+ (OF)  
**Hal Newhouser (P)**  
 Dizzy Trout+ (P)  
**1948**  
**Hoot Evers (OF)**  
 George Kell+ (3B)  
**Pat Mullin (OF)**  
 Hal Newhouser (P)

**1949**  
**George Kell (3B)**  
 Virgil Trucks (P)  
 Vic Wertz (OF)  
**1950**  
**Hoot Evers (OF)**  
 Ted Gray (P)  
 Art Houtteman (P)  
**George Kell (3B)**  
**1951**  
 Fred Hutchinson (P)  
**George Kell (3B)**  
 Vic Wertz (OF)  
**1952**  
 Vic Wertz+ (OF)  
**1953**  
 Harvey Kuenn (SS)  
**1954**  
**Ray Boone (3B)**  
 Harvey Kuenn+ (SS)  
**1955**  
 Billy Hoelt+ (P)  
**Al Kaline (OF)**  
**Harvey Kuenn (SS)**  
**1956**  
 Ray Boone (3B)  
**Al Kaline (OF)**  
**Harvey Kuenn (SS)**  
 Charlie Maxwell (OF)  
**1957**  
**Jim Bunning (P)**  
**Al Kaline (OF)**  
**Harvey Kuenn (SS)**  
 Charlie Maxwell (OF)  
**1958**  
 Al Kaline (OF)  
 Harvey Kuenn (OF)  
**1959 (Game One)**  
 Jim Bunning (P)  
 Al Kaline (OF)  
 Harvey Kuenn (OF)  
**1959 (Game Two)**  
 Al Kaline (OF)  
 Harvey Kuenn\* (OF)  
**1960 (Game One)**  
 Al Kaline (OF)  
 Frank Lary (P)  
**1960 (Game Two)**  
 Al Kaline (OF)  
 Frank Lary (P)  
**1961 (Game One)**  
 Jim Bunning (P)  
**Norm Cash (1B)**  
 Al Kaline (OF)  
 Frank Lary (P)  
**1961 (Game Two)**  
**Jim Bunning (P)**  
**Norm Cash (1B)**  
 Al Kaline (OF)  
**1962 (Game One)**  
 Hank Aguirre+ (P)  
**Jim Bunning (P)**  
 Rocky Colavito (OF)  
**1962 (Game Two)**  
 Hank Aguirre (P)  
 Jim Bunning+ (P)  
 Rocky Colavito (OF)  
 Al Kaline (OF)  
**1963**  
 Jim Bunning (P)  
**Al Kaline (OF)**

**1964**  
 Bill Freehan+ (C)  
 Al Kaline\* (OF)  
 Jerry Lumpe+ (2B)  
**1965**  
**Bill Freehan (C)**  
**Willie Horton (OF)**  
 Al Kaline (OF)  
**Dick McAuliffe (SS)**  
**1966**  
 Norm Cash (1B)  
**Bill Freehan (C)**  
 Al Kaline (OF)  
**Dick McAuliffe (SS)**  
**Denny McLain (P)**  
**1967**  
**Bill Freehan (C)**  
**Al Kaline\* (OF)**  
 Dick McAuliffe (SS)  
**1968**  
**Bill Freehan (C)**  
**Willie Horton (OF)**  
 Denny McLain (P)  
 Don Wert (3B)  
**1969**  
**Bill Freehan (C)**  
 Mickey Lolich+ (P)  
 Denny McLain (P)  
**1970**  
**Bill Freehan (C)**  
 Willie Horton (OF)  
**1971**  
**Norm Cash (1B)**  
**Bill Freehan (C)**  
 Al Kaline (OF)  
 Mickey Lolich (P)  
**1972**  
 Norm Cash (1B)  
**Bill Freehan (C)**  
 Mickey Lolich (P)  
**1973**  
 Ed Brinkman (SS)  
 Bill Freehan+ (C)  
 Willie Horton (OF)  
**1974**  
 John Hiller+ (P)  
 Al Kaline (OF)  
**1975**  
 Bill Freehan+ (C)  
**1976**  
**Mark Fidrych (P)**  
**Ron LeFlore (OF)**  
**Rusty Staub (OF)**  
**1977**  
 Mark Fidrych\* (P)  
 Jason Thompson+ (1B)  
**1978**  
 Jason Thompson (1B)  
**1979**  
 Steve Kemp (OF)  
**1980**  
 Lance Parrish (C)  
 Alan Trammell (SS)  
**1981**  
**Jack Morris (P)**  
**1982**  
 Lance Parrish (C)  
**1983**  
 Aurelio Lopez+ (P)  
 Lance Parrish (C)  
 Lou Whitaker (2B)

**1984**  
 Willie Hernandez (P)  
**Chet Lemon (OF)**  
 Jack Morris (P)  
**Lance Parrish (C)**  
 Alan Trammell\* (SS)  
**Lou Whitaker (2B)**  
**1985**  
 Willie Hernandez+ (P)  
**Jack Morris (P)**  
**Lance Parrish\* (C)**  
 Dan Petry (P)  
 Alan Trammell (SS)  
**Lou Whitaker (2B)**  
**1986**  
 Willie Hernandez (P)  
**Lance Parrish (C)**  
**Lou Whitaker (2B)**  
**1987**  
 Jack Morris (P)  
 Matt Nokes (C)  
 Alan Trammell (SS)  
 Lou Whitaker\* (2B)  
**1988**  
 Doyle Alexander+ (P)  
**Alan Trammell (SS)**  
**1989**  
 Mike Henneman+ (P)  
**1990**  
 Cecil Fielder (1B)  
 Alan Trammell (SS)  
**1991**  
**Cecil Fielder (1B)**  
**1992**  
 Travis Fryman (SS)  
**1993**  
 Cecil Fielder (1B)  
 Travis Fryman (SS)  
**1994**  
 Travis Fryman (3B)  
 Mickey Tettleton (C)  
**1995**  
 David Wells (P)  
**1996**  
 Travis Fryman (3B)  
**1997**  
 Justin Thompson (P)  
**1998**  
 Damion Easley (2B)  
**1999**  
 Brad Ausmus (C)  
**2000**  
 Todd Jones (P)  
**2001**  
 Tony Clark (1B)  
**2002**  
 Robert Fick (OF)  
**2003**  
 Dmitri Young+ (OF)  
**2004**  
 Carlos Guillen+ (SS)  
**Ivan Rodriguez (C)**  
**2005**  
 Ivan Rodriguez (C)  
**2006**  
 Magglio Ordoñez (OF)  
**Ivan Rodriguez (C)**  
**Kenny Rogers (P)**  
**2007**  
 Carlos Guillen (SS)  
**Magglio Ordoñez (OF)**

**Placido Polanco (2B)**  
**Ivan Rodriguez (C)**  
 Justin Verlander (P)  
**2008**  
 Carlos Guillen (3B)  
**2009**  
 Curtis Granderson (OF)  
 Brandon Inge (3B)  
 Edwin Jackson (P)  
 Justin Verlander+ (P)  
**2010**  
**Miguel Cabrera (1B)**  
 Jose Valverde (P)  
 Justin Verlander (P)  
**2011**  
**Alex Avila (C)**  
 Miguel Cabrera (1B)  
 Jhonny Peralta (SS)  
 Jose Valverde+ (P)  
 Justin Verlander+ (P)  
**2012**  
 Miguel Cabrera (3B)  
**Prince Fielder (1B)**  
**Justin Verlander (P)**  
**2013**  
**Miguel Cabrera (3B)**  
 Prince Fielder (1B)  
 Torii Hunter (OF)  
 Jhonny Peralta (SS)  
**Max Scherzer (P)**  
 Justin Verlander+ (P)  
**2014**  
**Miguel Cabrera (1B)**  
 Ian Kinsler (2B)  
 Victor Martinez\* (DH)  
 Max Scherzer (P)  
**2015**  
**Miguel Cabrera\* (1B)**  
 Jose Iglesias (SS)  
 J.D. Martinez (OF)  
 David Price (P)  
**2016**  
 Miguel Cabrera (1B)  
**2017**  
 Michael Fulmer+ (P)  
 Justin Upton (OF)  
**2018**  
 Joe Jiménez (P)  
**2019**  
 Shane Greene (P)

Bold Voted to start or started  
 \*Selected but replaced due to injury  
 +Selected but did not appear in game

**Note:** No game was played in 1945, although teams were selected



# POSTSEASON HISTORY





# 1907 WORLD SERIES

## CHICAGO (NL) 4 -- DETROIT (AL) 0

### Game 1 • October 8, 1907

|         |                       |          |          |          |
|---------|-----------------------|----------|----------|----------|
|         |                       | <b>R</b> | <b>H</b> | <b>E</b> |
| DETROIT | 0 0 0 0 0 3 0 0 0 0   | 3        | 9        | 3        |
| CHICAGO | 0 0 0 1 0 0 0 2 0 0 0 | 3        | 10       | 5        |

**Pitchers:** Donovan vs. Overall, Reulbach (10)  
**Attendance:** 24,377

### Game 2 • October 9, 1907

|         |                     |          |          |          |
|---------|---------------------|----------|----------|----------|
|         |                     | <b>R</b> | <b>H</b> | <b>E</b> |
| DETROIT | 0 1 0 0 0 0 0 0 0 0 | 1        | 10       | 1        |
| CHICAGO | 0 1 0 2 0 0 0 0 x   | 3        | 8        | 1        |

**Pitchers:** MULLIN vs. PFIESTER  
**Attendance:** 21,901

### Game 3 • October 10, 1907

|         |                   |          |          |          |
|---------|-------------------|----------|----------|----------|
|         |                   | <b>R</b> | <b>H</b> | <b>E</b> |
| DETROIT | 0 0 0 0 1 0 0 0 0 | 1        | 6        | 1        |
| CHICAGO | 0 1 0 3 1 0 0 0 x | 5        | 10       | 1        |

**Pitchers:** SIEVER, Killian (5) vs. REULBACH  
**Attendance:** 13,114

### Game 4 • October 11, 1907

|         |                   |          |          |          |
|---------|-------------------|----------|----------|----------|
|         |                   | <b>R</b> | <b>H</b> | <b>E</b> |
| CHICAGO | 0 0 0 0 2 0 3 0 1 | 6        | 7        | 2        |
| DETROIT | 0 0 0 1 0 0 0 0 0 | 1        | 5        | 2        |

**Pitchers:** OVERALL vs. DONOVAN  
**Attendance:** 11,306

### Game 5 • October 12, 1907

|         |                   |          |          |          |
|---------|-------------------|----------|----------|----------|
|         |                   | <b>R</b> | <b>H</b> | <b>E</b> |
| CHICAGO | 1 1 0 0 0 0 0 0 0 | 2        | 7        | 1        |
| DETROIT | 0 0 0 0 0 0 0 0 0 | 0        | 7        | 2        |

**Pitchers:** BROWN vs. MULLIN  
**Attendance:** 7,370

### TIGERS STATISTICS FROM THE 1907 WORLD SERIES

| Player             | AVG         | G        | AB         | R        | H         | TB        | 2B       | 3B       | HR       | RBI      | SH       | SF       | HB       | BB       | SO        | SB       | CS       | OBP         | SLG         | E        |
|--------------------|-------------|----------|------------|----------|-----------|-----------|----------|----------|----------|----------|----------|----------|----------|----------|-----------|----------|----------|-------------|-------------|----------|
| Archer, Jimmy      | .000        | 1        | 3          | 0        | 0         | 0         | 0        | 0        | 0        | 0        | 0        | 0        | 0        | 1        | 0         | 0        | 0        | .000        | .000        | 0        |
| Cobb, Ty           | .200        | 5        | 20         | 1        | 4         | 6         | 0        | 1        | 0        | 0        | 0        | 0        | 1        | 0        | 3         | 0        | 1        | .238        | .300        | 0        |
| Coughlin, Bill     | .250        | 5        | 20         | 0        | 5         | 5         | 0        | 0        | 0        | 0        | 0        | 0        | 1        | 4        | 1         | 0        | 0        | .286        | .250        | 2        |
| Crawford, Sam      | .238        | 5        | 21         | 1        | 5         | 6         | 1        | 0        | 0        | 3        | 0        | 0        | 0        | 3        | 0         | 0        | 0        | .238        | .286        | 0        |
| Donovan, Wild Bill | .000        | 2        | 8          | 0        | 0         | 0         | 0        | 0        | 0        | 0        | 0        | 0        | 0        | 3        | 0         | 0        | 0        | .000        | .000        | 0        |
| Jones, Davy        | .353        | 5        | 17         | 1        | 6         | 6         | 0        | 0        | 0        | 0        | 1        | 0        | 0        | 4        | 0         | 3        | 1        | .476        | .353        | 1        |
| Killian, Ed        | .500        | 1        | 2          | 1        | 1         | 1         | 0        | 0        | 0        | 0        | 0        | 0        | 0        | 0        | 0         | 0        | 0        | .500        | .500        | 0        |
| Mullin, George     | .000        | 2        | 6          | 0        | 0         | 0         | 0        | 0        | 0        | 0        | 0        | 0        | 0        | 1        | 0         | 0        | 0        | .000        | .000        | 0        |
| O'Leary, Charley   | .059        | 5        | 17         | 0        | 1         | 1         | 0        | 0        | 0        | 0        | 1        | 0        | 0        | 1        | 3         | 0        | 1        | .111        | .059        | 2        |
| Payne, Fred        | .250        | 2        | 4          | 0        | 1         | 1         | 0        | 0        | 0        | 1        | 0        | 0        | 0        | 0        | 1         | 0        | 0        | .250        | .250        | 1        |
| Rossman, Claud     | .400        | 5        | 20         | 1        | 8         | 10        | 0        | 1        | 0        | 2        | 0        | 0        | 0        | 1        | 0         | 1        | 0        | .429        | .500        | 1        |
| Schaefer, Germany  | .143        | 5        | 21         | 1        | 3         | 3         | 0        | 0        | 0        | 0        | 1        | 0        | 0        | 3        | 0         | 2        | 0        | .143        | .143        | 0        |
| Schmidt, Boss      | .167        | 4        | 12         | 0        | 2         | 2         | 0        | 0        | 0        | 0        | 0        | 0        | 0        | 2        | 1         | 0        | 0        | .286        | .167        | 2        |
| Siever, Ed         | .000        | 1        | 1          | 0        | 0         | 0         | 0        | 0        | 0        | 0        | 0        | 0        | 0        | 0        | 0         | 0        | 0        | .000        | .000        | 0        |
| <b>Totals</b>      | <b>.209</b> | <b>5</b> | <b>172</b> | <b>6</b> | <b>36</b> | <b>41</b> | <b>1</b> | <b>2</b> | <b>0</b> | <b>6</b> | <b>3</b> | <b>0</b> | <b>1</b> | <b>9</b> | <b>22</b> | <b>6</b> | <b>5</b> | <b>.253</b> | <b>.238</b> | <b>9</b> |

| Pitcher            | W-L        | ERA         | G        | GS       | CG       | SHO      | SV       | IP          | H         | AB         | R         | ER        | HR       | HB       | BB        | SO        | WP       | BK       | AVG         |
|--------------------|------------|-------------|----------|----------|----------|----------|----------|-------------|-----------|------------|-----------|-----------|----------|----------|-----------|-----------|----------|----------|-------------|
| Donovan, Wild Bill | 0-1        | 1.71        | 2        | 2        | 2        | 0        | 0        | 21.0        | 17        | 72         | 9         | 4         | 0        | 3        | 5         | 16        | 0        | 0        | .236        |
| Mullin, George     | 0-2        | 2.12        | 2        | 2        | 2        | 0        | 0        | 17.0        | 16        | 62         | 5         | 4         | 0        | 1        | 6         | 8         | 0        | 0        | .258        |
| Killian, Ed        | 0-0        | 2.25        | 1        | 0        | 0        | 0        | 0        | 4.0         | 3         | 15         | 1         | 1         | 0        | 0        | 1         | 1         | 0        | 0        | .200        |
| Siever, Ed         | 0-1        | 4.50        | 1        | 1        | 0        | 0        | 0        | 4.0         | 7         | 18         | 4         | 2         | 0        | 0        | 0         | 1         | 0        | 0        | .389        |
| <b>Totals</b>      | <b>0-4</b> | <b>2.15</b> | <b>5</b> | <b>5</b> | <b>4</b> | <b>0</b> | <b>0</b> | <b>46.0</b> | <b>43</b> | <b>167</b> | <b>19</b> | <b>11</b> | <b>0</b> | <b>4</b> | <b>12</b> | <b>26</b> | <b>0</b> | <b>0</b> | <b>.257</b> |

### THE TIGERS 20-20 CLUB

Six players in Tigers history have hit 20 home runs and stolen 20 bases in the same season. Kirk Gibson accomplished the feat four times -- in four years -- and fell just one home run short of being the only Tigers player to reach 30-30 in 1985.

| Year | Player            | Home Runs | Stolen Bases |
|------|-------------------|-----------|--------------|
| 1984 | Kirk Gibson       | 27        | 29           |
| 1985 | Kirk Gibson       | 29        | 30           |
| 1986 | Kirk Gibson       | 28        | 34           |
|      | Alan Trammell     | 21        | 25           |
| 1987 | Kirk Gibson       | 24        | 26           |
|      | Alan Trammell     | 28        | 21           |
| 1995 | Chad Curtis       | 21        | 27           |
| 1997 | Damion Easley     | 22        | 28           |
| 2007 | Curtis Granderson | 23        | 26           |
|      | Gary Sheffield    | 25        | 22           |
| 2009 | Curtis Granderson | 30        | 20           |

# 1908 WORLD SERIES



## CHICAGO (NL) 4 -- DETROIT (AL) 1

### Game 1 • October 10, 1908

|         |                 |                   |
|---------|-----------------|-------------------|
| CHICAGO | 0 0 4 0 0 1 0 5 | R H E             |
| DETROIT | 1 0 0 0 0 3 2 0 | 10 14 2<br>6 10 3 |

**Pitchers:** Ruelbach, Overall (7), BROWN (8) vs. Killian, SUMMERS (3)  
**Attendance:** 10,812

### Game 2 • October 11, 1908

|         |                 |                |
|---------|-----------------|----------------|
| DETROIT | 0 0 0 0 0 0 0 1 | R H E          |
| CHICAGO | 0 0 0 0 0 0 6 x | 1 4 1<br>6 7 1 |

**Pitchers:** DONOVAN vs. OVERALL  
**HR:** Tinker (CHC)  
**Attendance:** 17,760

### Game 3 • October 12, 1908

|         |                   |                 |
|---------|-------------------|-----------------|
| DETROIT | 1 0 0 0 0 5 0 2 0 | R H E           |
| CHICAGO | 0 0 0 3 0 0 0 0 0 | 8 12 4<br>3 7 0 |

**Pitchers:** MULLIN vs. PFEISTER, Ruelbach (9)  
**Attendance:** 14,543

### Game 4 • October 13, 1908

|         |                   |                 |
|---------|-------------------|-----------------|
| CHICAGO | 0 0 2 0 0 0 0 0 1 | R H E           |
| DETROIT | 0 0 0 0 0 0 0 0 0 | 3 10 0<br>0 4 1 |

**Pitchers:** BROWN vs. SUMMERS, Winter (9)  
**Attendance:** 12,907

### Game 5 • October 14, 1908

|         |                     |                 |
|---------|---------------------|-----------------|
| CHICAGO | 1 0 0 0 1 0 0 0 0 0 | R H E           |
| DETROIT | 0 0 0 0 0 0 0 0 0 0 | 2 10 0<br>0 3 0 |

**Pitchers:** OVERALL vs. DONOVAN  
**Attendance:** 6,210

### TIGERS STATISTICS FROM THE 1908 WORLD SERIES

| Player             | AVG         | G        | AB         | R         | H         | TB        | 2B       | 3B       | HR       | RBI       | SH       | SF       | HB       | BB        | SO        | SB       | CS       | OBP         | SLG         | E        |
|--------------------|-------------|----------|------------|-----------|-----------|-----------|----------|----------|----------|-----------|----------|----------|----------|-----------|-----------|----------|----------|-------------|-------------|----------|
| Cobb, Ty           | .368        | 5        | 19         | 3         | 7         | 8         | 1        | 0        | 0        | 4         | 1        | 0        | 0        | 1         | 2         | 2        | 1        | .400        | .421        | 1        |
| Coughlin, Bill     | .125        | 3        | 8          | 0         | 1         | 1         | 0        | 0        | 0        | 1         | 0        | 1        | 1        | 0         | 1         | 0        | 0        | .200        | .125        | 1        |
| Crawford, Sam      | .238        | 5        | 21         | 2         | 5         | 6         | 1        | 0        | 0        | 1         | 0        | 0        | 0        | 1         | 2         | 0        | 0        | .273        | .286        | 0        |
| Donovan, Wild Bill | .000        | 2        | 4          | 0         | 0         | 0         | 0        | 0        | 0        | 0         | 1        | 0        | 0        | 1         | 1         | 1        | 0        | .200        | .000        | 1        |
| Downs, Red         | .167        | 2        | 6          | 1         | 1         | 2         | 1        | 0        | 0        | 1         | 0        | 0        | 0        | 1         | 2         | 0        | 0        | .286        | .333        | 1        |
| Jones, Davy        | .000        | 3        | 2          | 1         | 0         | 0         | 0        | 0        | 0        | 0         | 0        | 0        | 0        | 1         | 1         | 0        | 0        | .333        | .000        | 0        |
| McIntyre, Matty    | .222        | 5        | 18         | 2         | 4         | 5         | 1        | 0        | 0        | 0         | 0        | 1        | 3        | 2         | 1         | 0        | 0        | .364        | .278        | 1        |
| Mullin, George     | .333        | 1        | 3          | 1         | 1         | 1         | 0        | 0        | 0        | 1         | 0        | 0        | 0        | 1         | 0         | 0        | 0        | .500        | .333        | 0        |
| O'Leary, Charley   | .158        | 5        | 19         | 2         | 3         | 3         | 0        | 0        | 0        | 0         | 1        | 0        | 0        | 0         | 3         | 0        | 0        | .158        | .158        | 1        |
| Rossman, Claud     | .211        | 5        | 19         | 3         | 4         | 4         | 0        | 0        | 0        | 3         | 0        | 0        | 0        | 1         | 4         | 1        | 0        | .250        | .211        | 2        |
| Schaefer, Germany  | .125        | 5        | 16         | 0         | 2         | 2         | 0        | 0        | 0        | 0         | 1        | 0        | 0        | 1         | 4         | 1        | 1        | .176        | .125        | 1        |
| Schmidt, Boss      | .071        | 4        | 14         | 0         | 1         | 1         | 0        | 0        | 0        | 1         | 0        | 0        | 0        | 0         | 2         | 0        | 0        | .071        | .071        | 0        |
| Summers, Ed        | .200        | 2        | 5          | 0         | 1         | 1         | 0        | 0        | 0        | 1         | 0        | 0        | 0        | 0         | 2         | 0        | 0        | .200        | .200        | 0        |
| Thomas, Ira        | .500        | 2        | 4          | 0         | 2         | 3         | 1        | 0        | 0        | 1         | 0        | 0        | 0        | 1         | 0         | 0        | 0        | .600        | .750        | 0        |
| <b>Totals</b>      | <b>.203</b> | <b>5</b> | <b>158</b> | <b>15</b> | <b>32</b> | <b>37</b> | <b>5</b> | <b>0</b> | <b>0</b> | <b>14</b> | <b>4</b> | <b>1</b> | <b>2</b> | <b>12</b> | <b>26</b> | <b>6</b> | <b>2</b> | <b>.266</b> | <b>.234</b> | <b>9</b> |

| Pitcher            | W-L        | ERA         | G        | GS       | CG       | SHO      | SV       | IP          | H         | AB         | R         | ER        | HR       | HB       | BB        | SO        | WP       | BK       | AVG         |
|--------------------|------------|-------------|----------|----------|----------|----------|----------|-------------|-----------|------------|-----------|-----------|----------|----------|-----------|-----------|----------|----------|-------------|
| Donovan, Wild Bill | 0-2        | 4.24        | 2        | 2        | 2        | 0        | 0        | 17.0        | 17        | 60         | 8         | 8         | 1        | 0        | 4         | 10        | 1        | 0        | .283        |
| Killian, Ed        | 0-2        | 11.57       | 1        | 1        | 0        | 0        | 0        | 2.1         | 5         | 12         | 4         | 3         | 0        | 0        | 3         | 1         | 0        | 0        | .417        |
| Mullin, George     | 1-0        | 0.00        | 1        | 1        | 1        | 0        | 0        | 9.0         | 7         | 32         | 3         | 0         | 0        | 0        | 1         | 8         | 0        | 0        | .219        |
| Summers, Ed        | 0-2        | 4.30        | 2        | 1        | 0        | 0        | 0        | 14.2        | 18        | 56         | 8         | 7         | 0        | 0        | 4         | 7         | 0        | 0        | .321        |
| Winter, George     | 0-0        | 0.00        | 1        | 0        | 0        | 0        | 0        | 1.0         | 1         | 4          | 1         | 0         | 0        | 0        | 1         | 0         | 0        | 0        | .250        |
| <b>Totals</b>      | <b>1-4</b> | <b>3.68</b> | <b>5</b> | <b>5</b> | <b>3</b> | <b>0</b> | <b>0</b> | <b>44.0</b> | <b>48</b> | <b>164</b> | <b>24</b> | <b>18</b> | <b>1</b> | <b>0</b> | <b>13</b> | <b>26</b> | <b>1</b> | <b>0</b> | <b>.293</b> |

### HOMERS IN FIRST TWO CAREER POSTSEASON GAMES

J.D. Martinez connected for a home run in each of his first two career postseason games on October 2 and 3 at Baltimore. Martinez became the first player in franchise history to homer in each of his first two career playoff games and the 16th player in Major League history to accomplish the feat.

Source: Baseball Reference



# 1909 WORLD SERIES

## PITTSBURGH (NL) 4 -- DETROIT (AL) 3

### Game 1 • October 8, 1909

|            |                   |                |
|------------|-------------------|----------------|
| DETROIT    | 1 0 0 0 0 0 0     | R H E          |
| PITTSBURGH | 0 0 0 1 2 1 0 0 x | 1 6 4<br>4 5 0 |

Pitchers: MULLIN vs. ADAMS  
HR: Clarke (PIT)  
Attendance: 29,264

### Game 2 • October 9, 1909

|            |                   |                |
|------------|-------------------|----------------|
| DETROIT    | 0 2 3 0 2 0 0 0 0 | R H E          |
| PITTSBURGH | 2 0 0 0 0 0 0 0 0 | 7 9 2<br>2 5 1 |

Pitchers: DONOVAN vs. CAMINTZ, Willis (3)  
Attendance: 30,915

### Game 3 • October 11, 1909

|            |                   |                  |
|------------|-------------------|------------------|
| PITTSBURGH | 5 1 0 0 0 0 0 0 2 | R H E            |
| DETROIT    | 0 0 0 0 0 0 4 0 2 | 8 10 2<br>6 11 5 |

Pitchers: MADDOX vs. SUMMERS, Willett (1), Works (8)  
Attendance: 18,277

### Game 4 • October 12, 1909

|            |                   |                |
|------------|-------------------|----------------|
| PITTSBURGH | 0 0 0 0 0 0 0 0 0 | R H E          |
| DETROIT    | 0 2 0 3 0 0 0 0 x | 0 5 6<br>5 8 0 |

Pitchers: LEIFIELD, Phillippe (5) vs. MULLIN  
Attendance: 17,036

### Game 5 • October 13, 1909

|            |                   |                 |
|------------|-------------------|-----------------|
| DETROIT    | 1 0 0 0 0 2 0 1 0 | R H E           |
| PITTSBURGH | 1 1 1 0 0 0 4 1 x | 4 6 1<br>8 10 2 |

Pitchers: SUMMERS, Willett (8) vs. ADAMS  
HR: D. Jones (DET), Crawford (DET), Clarke (PIT)  
Attendance: 21,706

### Game 6 • October 14, 1909

|            |                   |                 |
|------------|-------------------|-----------------|
| PITTSBURGH | 3 0 0 0 0 0 0 0 1 | R H E           |
| DETROIT    | 1 0 0 2 1 1 0 0 x | 4 8 1<br>5 10 2 |

Pitchers: WILLIS, Camnitz (6), Phillippe (7) vs. MULLIN  
Attendance: 10,535

### Game 7 • October 16, 1909

|            |                   |                |
|------------|-------------------|----------------|
| PITTSBURGH | 0 2 0 2 0 3 0 1 0 | R H E          |
| DETROIT    | 0 0 0 0 0 0 0 0 0 | 8 7 0<br>0 6 3 |

Pitchers: ADAMS vs. DONOVAN, Mullin (4)  
Attendance: 17,562

### TIGERS STATISTICS FROM THE 1909 WORLD SERIES

| Player             | AVG         | G        | AB         | R         | H         | TB        | 2B        | 3B       | HR       | RBI       | SH       | SF       | HB       | BB        | SO        | SB       | CS       | OBP         | SLG         | E         |
|--------------------|-------------|----------|------------|-----------|-----------|-----------|-----------|----------|----------|-----------|----------|----------|----------|-----------|-----------|----------|----------|-------------|-------------|-----------|
| Bush, Donie        | .261        | 7        | 23         | 5         | 6         | 7         | 1         | 0        | 0        | 3         | 2        | 0        | 2        | 5         | 3         | 1        | 2        | .433        | .304        | 5         |
| Cobb, Ty           | .231        | 7        | 26         | 3         | 6         | 9         | 3         | 0        | 0        | 5         | 0        | 0        | 1        | 2         | 2         | 2        | 1        | .310        | .346        | 1         |
| Crawford, Sam      | .250        | 7        | 28         | 4         | 7         | 13        | 3         | 0        | 1        | 4         | 0        | 0        | 0        | 1         | 1         | 1        | 0        | .276        | .464        | 2         |
| Delahanty, Jim     | .346        | 7        | 26         | 2         | 9         | 13        | 4         | 0        | 0        | 4         | 0        | 0        | 1        | 2         | 5         | 0        | 0        | .414        | .500        | 2         |
| Donovan, Wild Bill | .000        | 2        | 4          | 0         | 0         | 0         | 0         | 0        | 0        | 0         | 0        | 0        | 0        | 0         | 1         | 0        | 0        | .000        | .000        | 1         |
| Jones, Davy        | .233        | 7        | 30         | 6         | 7         | 10        | 0         | 0        | 1        | 1         | 0        | 0        | 0        | 2         | 1         | 1        | 2        | .281        | .333        | 1         |
| Jones, Tom         | .250        | 7        | 24         | 3         | 6         | 7         | 1         | 0        | 0        | 2         | 1        | 0        | 0        | 2         | 0         | 1        | 0        | .308        | .292        | 1         |
| McIntyre, Matty    | .000        | 4        | 3          | 0         | 0         | 0         | 0         | 0        | 0        | 0         | 0        | 0        | 0        | 0         | 1         | 0        | 0        | .000        | .000        | 0         |
| Moriarty, George   | .273        | 7        | 22         | 4         | 6         | 7         | 1         | 0        | 0        | 1         | 0        | 0        | 0        | 3         | 1         | 0        | 1        | .360        | .318        | 0         |
| Mullin, George     | .188        | 6        | 16         | 1         | 3         | 4         | 1         | 0        | 0        | 0         | 0        | 0        | 0        | 1         | 3         | 0        | 0        | .235        | .250        | 0         |
| O'Leary, Charley   | .000        | 1        | 3          | 0         | 0         | 0         | 0         | 0        | 0        | 0         | 0        | 0        | 0        | 0         | 0         | 0        | 0        | .000        | .000        | 0         |
| Schmidt, Boss      | .222        | 6        | 18         | 0         | 4         | 6         | 2         | 0        | 0        | 4         | 0        | 0        | 0        | 2         | 0         | 0        | 0        | .300        | .333        | 4         |
| Stanage, Oscar     | .200        | 2        | 5          | 0         | 1         | 1         | 0         | 0        | 0        | 2         | 1        | 0        | 0        | 0         | 2         | 0        | 0        | .200        | .200        | 0         |
| Summers, Ed        | .000        | 2        | 3          | 0         | 0         | 0         | 0         | 0        | 0        | 0         | 0        | 0        | 0        | 0         | 2         | 0        | 0        | .000        | .000        | 0         |
| Willett, Ed        | .000        | 2        | 2          | 0         | 0         | 0         | 0         | 0        | 0        | 0         | 0        | 0        | 0        | 0         | 0         | 0        | 0        | .000        | .000        | 1         |
| <b>Totals</b>      | <b>.236</b> | <b>7</b> | <b>233</b> | <b>28</b> | <b>55</b> | <b>77</b> | <b>16</b> | <b>0</b> | <b>2</b> | <b>26</b> | <b>4</b> | <b>0</b> | <b>4</b> | <b>20</b> | <b>22</b> | <b>6</b> | <b>6</b> | <b>.307</b> | <b>.330</b> | <b>18</b> |

| Pitcher            | W-L        | ERA         | G        | GS       | CG       | SHO      | SV       | IP          | H         | AB         | R         | ER        | HR       | HB       | BB        | SO        | WP       | BK       | AVG         |
|--------------------|------------|-------------|----------|----------|----------|----------|----------|-------------|-----------|------------|-----------|-----------|----------|----------|-----------|-----------|----------|----------|-------------|
| Donovan, Wild Bill | 1-1        | 3.00        | 2        | 2        | 1        | 0        | 0        | 12.0        | 7         | 38         | 4         | 4         | 0        | 1        | 8         | 7         | 0        | 0        | .184        |
| Mullin, George     | 2-1        | 2.25        | 4        | 3        | 3        | 1        | 0        | 32.0        | 23        | 117        | 14        | 8         | 1        | 2        | 8         | 20        | 0        | 0        | .197        |
| Summers, Ed        | 0-2        | 8.59        | 2        | 2        | 0        | 0        | 0        | 7.1         | 13        | 34         | 13        | 7         | 1        | 1        | 4         | 4         | 2        | 0        | .382        |
| Willett, Ed        | 0-0        | 0.00        | 2        | 0        | 0        | 0        | 0        | 7.2         | 3         | 25         | 1         | 0         | 0        | 2        | 0         | 1         | 0        | 0        | .120        |
| Works, Ralph       | 0-0        | 9.00        | 1        | 0        | 0        | 0        | 0        | 2.0         | 4         | 9          | 2         | 2         | 0        | 0        | 0         | 2         | 0        | 0        | .444        |
| <b>Totals</b>      | <b>3-4</b> | <b>3.10</b> | <b>7</b> | <b>7</b> | <b>4</b> | <b>1</b> | <b>0</b> | <b>61.0</b> | <b>50</b> | <b>223</b> | <b>34</b> | <b>21</b> | <b>2</b> | <b>6</b> | <b>20</b> | <b>34</b> | <b>2</b> | <b>0</b> | <b>.224</b> |

### ROOKIE QUALIFICATIONS

A player is considered a rookie unless, during a previous season or seasons, he has:

- (a) exceeded 130 at-bats or 50 innings pitched in the Major Leagues or
- (b) accumulated more than 45 days on the active roster of a Major League club or clubs during the period of 25-limit (excluding time in the military service and time on the injured list).

# 1934 WORLD SERIES



## ST. LOUIS (NL) 4 -- DETROIT (AL) 3

### Game 1 • October 3, 1934

|           | R | H  | E |
|-----------|---|----|---|
| ST. LOUIS | 0 | 21 | 0 |
| DETROIT   | 0 | 01 | 0 |

Pitchers: D. DEAN vs. CROWDER, Marberry (6), Hogsett (6)  
 HR: Medwick (STL), Greenberg (DET)  
 Attendance: 42,505

### Game 2 • October 4, 1934

|           | R | H  | E |
|-----------|---|----|---|
| ST. LOUIS | 0 | 11 | 0 |
| DETROIT   | 0 | 00 | 0 |

Pitchers: Hallahan, WALKER (9) vs. ROWE  
 Attendance: 43,451

### Game 3 • October 5, 1934

|           | R | H  | E |
|-----------|---|----|---|
| DETROIT   | 0 | 00 | 0 |
| ST. LOUIS | 1 | 10 | 0 |

Pitchers: BRIDGES, Hogsett (5) vs. P. DEAN  
 Attendance: 34,073

### Game 4 • October 6, 1934

|           | R | H  | E |
|-----------|---|----|---|
| DETROIT   | 0 | 03 | 1 |
| ST. LOUIS | 0 | 11 | 0 |

Pitchers: AUKER vs. Carleton, Vance (3), WALKER (5),  
 Haines (8), Mooney (9)  
 Attendance: 37,492

### Game 5 • October 7, 1934

|           | R | H  | E |
|-----------|---|----|---|
| DETROIT   | 0 | 10 | 0 |
| ST. LOUIS | 0 | 00 | 0 |

Pitchers: BRIDGES vs. D. DEAN, Carleton (9)  
 HR: Gehring (DET), Delancey (STL)  
 Attendance: 38,536

### Game 6 • October 8, 1934

|           | R | H  | E |
|-----------|---|----|---|
| ST. LOUIS | 1 | 00 | 0 |
| DETROIT   | 0 | 01 | 0 |

Pitchers: P. DEAN vs. ROWE  
 Attendance: 44,551

### Game 7 • October 9, 1934

|           | R | H  | E |
|-----------|---|----|---|
| ST. LOUIS | 0 | 07 | 0 |
| DETROIT   | 0 | 00 | 0 |

Pitchers: D. DEAN vs. AUKER, Rowe (3), Hogsett (3),  
 Bridges (4), Marberry (8), Crowder (9)  
 Attendance: 40,902

### TIGERS STATISTICS FROM THE 1934 WORLD SERIES

| Player           | AVG         | G        | AB         | R         | H         | TB        | 2B        | 3B       | HR       | RBI       | SH       | SF       | HB       | BB        | SO        | SB       | CS       | OBP         | SLG         | E         |
|------------------|-------------|----------|------------|-----------|-----------|-----------|-----------|----------|----------|-----------|----------|----------|----------|-----------|-----------|----------|----------|-------------|-------------|-----------|
| Auker, Eldon     | .000        | 2        | 4          | 0         | 0         | 0         | 0         | 0        | 0        | 0         | 1        | 0        | 0        | 0         | 2         | 0        | 0        | .000        | .000        | 0         |
| Bridges, Tommy   | .143        | 3        | 7          | 0         | 1         | 1         | 0         | 0        | 0        | 0         | 0        | 0        | 0        | 1         | 4         | 0        | 0        | .250        | .143        | 0         |
| Cochrane, Mickey | .214        | 7        | 28         | 2         | 6         | 7         | 1         | 0        | 0        | 1         | 1        | 0        | 0        | 4         | 3         | 0        | 0        | .313        | .250        | 0         |
| Crowder, General | .000        | 2        | 1          | 0         | 0         | 0         | 0         | 0        | 0        | 0         | 0        | 0        | 0        | 0         | 0         | 0        | 0        | .000        | .000        | 0         |
| Doljack, Frank   | .000        | 2        | 2          | 0         | 0         | 0         | 0         | 0        | 0        | 0         | 0        | 0        | 0        | 0         | 0         | 0        | 0        | .000        | .000        | 0         |
| Fox, Pete        | .286        | 7        | 28         | 1         | 8         | 14        | 6         | 0        | 0        | 2         | 0        | 0        | 0        | 1         | 4         | 0        | 0        | .310        | .500        | 0         |
| Gehring, Charlie | .379        | 7        | 29         | 5         | 11        | 15        | 1         | 0        | 1        | 2         | 1        | 0        | 0        | 3         | 0         | 1        | 0        | .438        | .517        | 3         |
| Goslin, Goose    | .241        | 7        | 29         | 2         | 7         | 8         | 1         | 0        | 0        | 2         | 1        | 0        | 0        | 3         | 1         | 0        | 1        | .313        | .276        | 2         |
| Greenberg, Hank  | .321        | 7        | 28         | 4         | 9         | 16        | 2         | 1        | 1        | 7         | 0        | 0        | 0        | 4         | 9         | 1        | 0        | .406        | .571        | 1         |
| Hayworth, Ray    | .000        | 1        | 0          | 0         | 0         | 0         | 0         | 0        | 0        | 0         | 0        | 0        | 0        | 0         | 0         | 0        | 0        | .000        | .000        | 0         |
| Hogsett, Chief   | .000        | 3        | 3          | 0         | 0         | 0         | 0         | 0        | 0        | 0         | 0        | 0        | 0        | 0         | 1         | 0        | 0        | .000        | .000        | 0         |
| Owen, Marv       | .069        | 7        | 29         | 0         | 2         | 2         | 0         | 0        | 0        | 1         | 0        | 0        | 1        | 0         | 5         | 1        | 0        | .100        | .069        | 2         |
| Rogell, Billy    | .276        | 7        | 29         | 3         | 8         | 9         | 1         | 0        | 0        | 4         | 0        | 0        | 0        | 1         | 4         | 1        | 0        | .300        | .310        | 3         |
| Rowe, Schoolboy  | .000        | 3        | 7          | 0         | 0         | 0         | 0         | 0        | 0        | 0         | 2        | 0        | 0        | 0         | 5         | 0        | 0        | .000        | .000        | 0         |
| Walker, Gee      | .333        | 3        | 3          | 0         | 1         | 1         | 0         | 0        | 0        | 1         | 0        | 0        | 0        | 0         | 1         | 0        | 1        | .333        | .333        | 0         |
| White, Jo-Jo     | .130        | 7        | 23         | 6         | 3         | 3         | 0         | 0        | 0        | 0         | 0        | 0        | 1        | 8         | 4         | 1        | 2        | .375        | .130        | 1         |
| <b>Totals</b>    | <b>.224</b> | <b>7</b> | <b>250</b> | <b>23</b> | <b>56</b> | <b>76</b> | <b>12</b> | <b>1</b> | <b>2</b> | <b>20</b> | <b>6</b> | <b>0</b> | <b>2</b> | <b>25</b> | <b>43</b> | <b>5</b> | <b>4</b> | <b>.300</b> | <b>.304</b> | <b>12</b> |

| Pitcher          | W-L        | ERA         | G        | GS       | CG       | SHO      | SV       | IP          | H         | AB         | R         | ER        | HR       | HB       | BB        | SO        | WP       | BK       | AVG         |
|------------------|------------|-------------|----------|----------|----------|----------|----------|-------------|-----------|------------|-----------|-----------|----------|----------|-----------|-----------|----------|----------|-------------|
| Auker, Eldon     | 1-1        | 5.56        | 2        | 2        | 1        | 0        | 0        | 11.1        | 16        | 46         | 8         | 7         | 0        | 0        | 5         | 2         | 0        | 0        | .348        |
| Bridges, Tommy   | 1-1        | 3.63        | 3        | 2        | 1        | 0        | 0        | 17.1        | 21        | 73         | 9         | 7         | 1        | 1        | 1         | 12        | 1        | 0        | .288        |
| Crowder, General | 0-1        | 1.50        | 2        | 1        | 0        | 0        | 0        | 6.0         | 6         | 28         | 4         | 1         | 1        | 0        | 1         | 2         | 0        | 0        | .214        |
| Hogsett, Chief   | 0-0        | 1.23        | 3        | 0        | 0        | 0        | 0        | 7.1         | 6         | 26         | 1         | 1         | 0        | 0        | 3         | 3         | 0        | 0        | .231        |
| Marberry, Firpo  | 0-0        | 21.60       | 2        | 0        | 0        | 0        | 0        | 1.2         | 5         | 9          | 4         | 4         | 0        | 0        | 1         | 0         | 0        | 0        | .556        |
| Rowe, Schoolboy  | 1-1        | 2.95        | 3        | 2        | 2        | 0        | 0        | 21.1        | 19        | 80         | 8         | 7         | 0        | 0        | 12        | 0         | 0        | 0        | .238        |
| <b>Totals</b>    | <b>3-4</b> | <b>3.74</b> | <b>7</b> | <b>7</b> | <b>4</b> | <b>0</b> | <b>0</b> | <b>65.0</b> | <b>73</b> | <b>262</b> | <b>34</b> | <b>27</b> | <b>2</b> | <b>1</b> | <b>11</b> | <b>31</b> | <b>1</b> | <b>0</b> | <b>.279</b> |

POSTSEASON



# 1935 WORLD SERIES

## DETROIT (AL) 4 -- CHICAGO (NL) 2

### Game 1 • October 2, 1935

|         |                 |       |
|---------|-----------------|-------|
| CHICAGO | 2 0 0 0 0 0 0 1 | R H E |
| DETROIT | 0 0 0 0 0 0 0 0 | 3 7 0 |
|         |                 | 0 4 3 |

**Pitchers:** WARNEKE vs. ROWE  
**HR:** Demaree (CHC)  
**Attendance:** 47,391

### Game 2 • October 3, 1935

|         |                   |       |
|---------|-------------------|-------|
| CHICAGO | 0 0 0 0 1 0 2 0 0 | R H E |
| DETROIT | 4 0 0 3 0 0 1 0 x | 3 6 1 |
|         |                   | 8 9 2 |

**Pitchers:** ROOT, Henshaw (1), Kowalik (4) vs. BRIDGES  
**HR:** Greenberg (DET)  
**Attendance:** 46,742

### Game 3 • October 4, 1935

|         |                       |        |
|---------|-----------------------|--------|
| DETROIT | 0 0 0 0 0 1 0 4 0 0 1 | R H E  |
| CHICAGO | 0 2 0 0 1 0 0 0 2 0 0 | 6 12 2 |
|         |                       | 5 10 3 |

**Pitchers:** Auker, Hogsett (7), ROWE (8) vs. Lee, Warneke (8), FRENCH (10)  
**HR:** Demaree (CHC)  
**Attendance:** 45,532

### Game 4 • October 5, 1935

|         |                   |       |
|---------|-------------------|-------|
| DETROIT | 0 0 1 0 0 1 0 0 0 | R H E |
| CHICAGO | 0 1 0 0 0 0 0 0 0 | 2 7 0 |
|         |                   | 1 5 2 |

**Pitchers:** CROWDER vs. CARLETON, Root (8)  
**HR:** Hartnett (CHC)  
**Attendance:** 49,350

### Game 5 • October 6, 1935

|         |                   |       |
|---------|-------------------|-------|
| DETROIT | 0 0 0 0 0 0 0 0 1 | R H E |
| CHICAGO | 0 0 2 0 0 0 1 0 x | 1 7 1 |
|         |                   | 3 8 0 |

**Pitchers:** ROWE vs. WARNEKE, Lee (7)  
**HR:** Klein (CHC)  
**Attendance:** 49,237

### Game 6 • October 7, 1935

|         |                   |        |
|---------|-------------------|--------|
| CHICAGO | 0 0 1 0 2 0 0 0 0 | R H E  |
| DETROIT | 1 0 0 1 0 1 0 0 1 | 3 12 0 |
|         |                   | 4 12 1 |

**Pitchers:** FRENCH vs. BRIDGES  
**HR:** Herman (CHC)  
**Attendance:** 48,420

### TIGERS STATISTICS FROM THE 1935 WORLD SERIES

| Player           | AVG         | G        | AB         | R         | H         | TB        | 2B        | 3B       | HR       | RBI       | SH       | SF       | HB       | BB        | SO        | SB       | CS       | OBP         | SLG         | E        |
|------------------|-------------|----------|------------|-----------|-----------|-----------|-----------|----------|----------|-----------|----------|----------|----------|-----------|-----------|----------|----------|-------------|-------------|----------|
| Auker, Eldon     | .000        | 1        | 2          | 0         | 0         | 0         | 0         | 0        | 0        | 0         | 0        | 0        | 0        | 1         | 0         | 0        | 0        | .000        | .000        | 0        |
| Bridges, Tommy   | .125        | 2        | 8          | 1         | 1         | 1         | 0         | 0        | 0        | 1         | 0        | 0        | 0        | 0         | 3         | 0        | 0        | .125        | .125        | 0        |
| Clifton, Flea    | .000        | 4        | 16         | 1         | 0         | 0         | 0         | 0        | 0        | 0         | 0        | 0        | 0        | 2         | 4         | 0        | 0        | .111        | .000        | 1        |
| Cochrane, Mickey | .292        | 6        | 24         | 3         | 7         | 8         | 1         | 0        | 0        | 1         | 0        | 0        | 0        | 4         | 1         | 0        | 0        | .393        | .333        | 1        |
| Crowder, General | .333        | 1        | 3          | 1         | 1         | 1         | 0         | 0        | 0        | 0         | 0        | 0        | 0        | 1         | 0         | 0        | 0        | .500        | .333        | 0        |
| Fox, Pete        | .385        | 6        | 26         | 1         | 10        | 15        | 3         | 1        | 0        | 4         | 0        | 0        | 0        | 0         | 1         | 0        | 0        | .385        | .577        | 1        |
| Gehring, Charlie | .375        | 6        | 24         | 4         | 9         | 12        | 3         | 0        | 0        | 4         | 1        | 0        | 0        | 2         | 1         | 1        | 0        | .423        | .500        | 0        |
| Goslin, Goose    | .273        | 6        | 22         | 2         | 6         | 7         | 1         | 0        | 0        | 3         | 0        | 0        | 0        | 5         | 0         | 0        | 0        | .407        | .318        | 1        |
| Greenberg, Hank  | .167        | 2        | 6          | 1         | 1         | 4         | 0         | 0        | 1        | 2         | 0        | 0        | 1        | 1         | 0         | 0        | 0        | .375        | .667        | 3        |
| Owen, Marv       | .050        | 6        | 20         | 2         | 1         | 1         | 0         | 0        | 0        | 1         | 1        | 0        | 1        | 2         | 3         | 0        | 0        | .174        | .050        | 1        |
| Rogell, Billy    | .292        | 6        | 24         | 1         | 7         | 9         | 2         | 0        | 0        | 1         | 0        | 0        | 0        | 2         | 5         | 0        | 1        | .346        | .375        | 0        |
| Rowe, Schoolboy  | .250        | 3        | 8          | 0         | 2         | 3         | 1         | 0        | 0        | 0         | 0        | 0        | 0        | 0         | 1         | 0        | 0        | .250        | .375        | 1        |
| Walker, Gee      | .250        | 3        | 4          | 1         | 1         | 1         | 0         | 0        | 0        | 0         | 1        | 0        | 0        | 1         | 0         | 0        | 0        | .400        | .250        | 0        |
| White, Jo-Jo     | .263        | 5        | 19         | 3         | 5         | 5         | 0         | 0        | 0        | 1         | 0        | 0        | 0        | 5         | 7         | 0        | 0        | .417        | .263        | 0        |
| <b>Totals</b>    | <b>.248</b> | <b>6</b> | <b>206</b> | <b>21</b> | <b>51</b> | <b>67</b> | <b>11</b> | <b>1</b> | <b>1</b> | <b>18</b> | <b>3</b> | <b>0</b> | <b>2</b> | <b>25</b> | <b>27</b> | <b>1</b> | <b>1</b> | <b>.335</b> | <b>.325</b> | <b>9</b> |

| Pitcher          | W-L        | ERA         | G        | GS       | CG       | SHO      | SV       | IP          | H         | AB         | R         | ER        | HR       | HB       | BB        | SO        | WP       | BK       | AVG         |
|------------------|------------|-------------|----------|----------|----------|----------|----------|-------------|-----------|------------|-----------|-----------|----------|----------|-----------|-----------|----------|----------|-------------|
| Auker, Eldon     | 0-0        | 3.00        | 1        | 1        | 0        | 0        | 0        | 6.0         | 6         | 21         | 3         | 2         | 1        | 0        | 2         | 1         | 0        | 0        | .286        |
| Bridges, Tommy   | 2-0        | 2.50        | 2        | 2        | 2        | 0        | 0        | 18.0        | 18        | 70         | 6         | 5         | 1        | 0        | 4         | 9         | 0        | 0        | .257        |
| Crowder, General | 1-0        | 1.00        | 1        | 1        | 1        | 0        | 0        | 9.0         | 5         | 31         | 1         | 1         | 1        | 1        | 0         | 3         | 5        | 0        | .161        |
| Hogsett, Chief   | 0-0        | 0.00        | 1        | 0        | 0        | 0        | 0        | 1.0         | 0         | 2          | 0         | 0         | 0        | 1        | 1         | 0         | 0        | 0        | .000        |
| Rowe, Schoolboy  | 1-2        | 2.57        | 3        | 2        | 2        | 0        | 0        | 21.0        | 19        | 78         | 8         | 6         | 2        | 0        | 1         | 14        | 0        | 0        | .244        |
| <b>Totals</b>    | <b>4-2</b> | <b>2.29</b> | <b>6</b> | <b>6</b> | <b>5</b> | <b>0</b> | <b>0</b> | <b>55.0</b> | <b>48</b> | <b>202</b> | <b>18</b> | <b>14</b> | <b>5</b> | <b>1</b> | <b>11</b> | <b>29</b> | <b>0</b> | <b>0</b> | <b>.238</b> |

### DRIVING THEM IN DURING FIRST SEASON WITH TIGERS

Prince Fielder collected 108 RBI during his first season with the Tigers in 2012, marking the fifth-highest RBI total by a player in his first season with the club. The following is a list of the top six RBI totals by players during their first season with the Tigers:

| Player          | Year | RBI |
|-----------------|------|-----|
| Dale Alexander  | 1929 | 137 |
| Cecil Fielder   | 1990 | 132 |
| Miguel Cabrera  | 2008 | 127 |
| Al Simmons      | 1936 | 112 |
| Prince Fielder  | 2012 | 108 |
| Victor Martinez | 2011 | 103 |

Courtesy of STATS LLC

# 1940 WORLD SERIES



## CINCINNATI [NL] 4 -- DETROIT [AL] 3

### Game 1 • October 2, 1940

|            |                   |                 |
|------------|-------------------|-----------------|
| DETROIT    | 0 5 0 0 2 0 0 0   | R H E           |
| CINCINNATI | 0 0 0 1 0 0 0 1 x | 7 10 1<br>2 8 3 |

**Pitchers:** NEWSOM vs. DERRINGER, Moore (2), Riddle (9)  
**HR:** Campbell (DET)  
**Attendance:** 31,793

### Game 2 • October 3, 1940

|            |                   |                |
|------------|-------------------|----------------|
| DETROIT    | 2 0 0 0 0 1 0 0 0 | R H E          |
| CINCINNATI | 0 2 2 1 0 0 0 0 x | 3 3 1<br>5 9 0 |

**Pitchers:** ROWE, Gorsica (4) vs. WALTERS  
**HR:** Ripple (CIN)  
**Attendance:** 30,640

### Game 3 • October 4, 1940

|            |                   |                  |
|------------|-------------------|------------------|
| CINCINNATI | 1 0 0 0 0 0 1 2   | R H E            |
| DETROIT    | 0 0 0 1 0 0 4 2 x | 4 10 1<br>7 13 1 |

**Pitchers:** TURNER, Moore (7), Beggs (8) vs. BRIDGES  
**HR:** York (DET), Higgins (DET)  
**Attendance:** 52,877

### Game 4 • October 5, 1940

|            |                   |                 |
|------------|-------------------|-----------------|
| CINCINNATI | 2 0 1 1 0 0 0 1 0 | R H E           |
| DETROIT    | 0 0 1 0 0 1 0 0 0 | 5 11 1<br>2 5 1 |

**Pitchers:** DERRINGER vs. TROUT, Smith (3), McKain (7)  
**Attendance:** 54,093

### Game 5 • October 6, 1940

|            |                   |                 |
|------------|-------------------|-----------------|
| CINCINNATI | 0 0 0 0 0 0 0 0   | R H E           |
| DETROIT    | 0 0 3 4 0 0 0 1 x | 0 3 0<br>8 13 0 |

**Pitchers:** THOMPSON, Moore (4), Vander Meer (5), Hutchings (8) vs. NEWSOM  
**HR:** Greenberg (DET)  
**Attendance:** 55,189

### Game 6 • October 7, 1940

|            |                   |                 |
|------------|-------------------|-----------------|
| DETROIT    | 0 0 0 0 0 0 0 0   | R H E           |
| CINCINNATI | 2 0 0 0 0 1 0 1 x | 0 5 0<br>4 10 2 |

**Pitchers:** ROWE, Gorsica (1), Hutchinson (8) vs. WALTERS  
**HR:** Walters (CIN)  
**Attendance:** 30,481

### Game 7 • October 8, 1940

|            |                   |                |
|------------|-------------------|----------------|
| DETROIT    | 0 0 1 0 0 0 0 0   | R H E          |
| CINCINNATI | 0 0 0 0 0 0 2 0 x | 1 7 0<br>2 7 1 |

**Pitchers:** NEWSOM vs. DERRINGER  
**Attendance:** 26,854

### TIGERS STATISTICS FROM THE 1940 WORLD SERIES

| Player           | AVG         | G        | AB         | R         | H         | TB        | 2B       | 3B       | HR       | RBI       | SH       | SF       | HB       | BB        | SO        | SB       | CS       | OBP         | SLG         | E        |
|------------------|-------------|----------|------------|-----------|-----------|-----------|----------|----------|----------|-----------|----------|----------|----------|-----------|-----------|----------|----------|-------------|-------------|----------|
| Averill, Earl    | .000        | 3        | 3          | 0         | 0         | 0         | 0        | 0        | 0        | 0         | 0        | 0        | 0        | 0         | 0         | 0        | 0        | .000        | .000        | 0        |
| Bartell, Dick    | .269        | 7        | 26         | 2         | 7         | 9         | 2        | 0        | 0        | 3         | 0        | 0        | 0        | 3         | 3         | 0        | 0        | .345        | .346        | 1        |
| Bridges, Tommy   | .000        | 1        | 3          | 0         | 0         | 0         | 0        | 0        | 0        | 0         | 0        | 0        | 0        | 0         | 1         | 0        | 0        | .000        | .000        | 0        |
| Campbell, Bruce  | .360        | 7        | 25         | 4         | 9         | 13        | 1        | 0        | 1        | 5         | 1        | 0        | 0        | 4         | 4         | 0        | 2        | .448        | .520        | 0        |
| Croucher, Frank  | .000        | 1        | 0          | 0         | 0         | 0         | 0        | 0        | 0        | 0         | 0        | 0        | 0        | 0         | 0         | 0        | 0        | .000        | .000        | 0        |
| Fox, Pete        | .000        | 1        | 1          | 0         | 0         | 0         | 0        | 0        | 0        | 0         | 0        | 0        | 0        | 0         | 0         | 0        | 0        | .000        | .000        | 0        |
| Gehring, Charlie | .214        | 7        | 28         | 3         | 6         | 6         | 0        | 0        | 0        | 1         | 0        | 0        | 0        | 2         | 0         | 0        | 0        | .267        | .214        | 0        |
| Gorsica, Johnny  | .000        | 2        | 4          | 0         | 0         | 0         | 0        | 0        | 0        | 0         | 0        | 0        | 0        | 0         | 2         | 0        | 0        | .000        | .000        | 0        |
| Greenberg, Hank  | .357        | 7        | 28         | 5         | 10        | 17        | 2        | 1        | 1        | 6         | 0        | 0        | 0        | 2         | 5         | 0        | 0        | .400        | .607        | 0        |
| Higgins, Mike    | .333        | 7        | 24         | 2         | 8         | 16        | 3        | 1        | 1        | 6         | 0        | 0        | 0        | 3         | 3         | 0        | 0        | .407        | .667        | 2        |
| McCosky, Barney  | .304        | 7        | 23         | 5         | 7         | 8         | 1        | 0        | 0        | 1         | 0        | 0        | 0        | 7         | 0         | 0        | 0        | .467        | .348        | 0        |
| Newsom, Bobo     | .100        | 3        | 10         | 1         | 1         | 1         | 0        | 0        | 0        | 0         | 2        | 0        | 0        | 0         | 1         | 0        | 0        | .100        | .100        | 0        |
| Rowe, Schoolboy  | .000        | 2        | 1          | 0         | 0         | 0         | 0        | 0        | 0        | 0         | 0        | 0        | 0        | 0         | 1         | 0        | 0        | .000        | .000        | 0        |
| Smith, Clay      | .000        | 1        | 1          | 0         | 0         | 0         | 0        | 0        | 0        | 0         | 0        | 0        | 0        | 0         | 1         | 0        | 0        | .000        | .000        | 0        |
| Sullivan, Billy  | .154        | 5        | 13         | 3         | 2         | 2         | 0        | 0        | 0        | 0         | 0        | 0        | 0        | 5         | 2         | 0        | 0        | .389        | .154        | 0        |
| Tebbetts, Birdie | .000        | 4        | 11         | 0         | 0         | 0         | 0        | 0        | 0        | 0         | 0        | 0        | 0        | 0         | 0         | 0        | 0        | .000        | .000        | 1        |
| Trout, Dizzy     | .000        | 1        | 1          | 0         | 0         | 0         | 0        | 0        | 0        | 0         | 0        | 0        | 0        | 0         | 0         | 0        | 0        | .000        | .000        | 0        |
| York, Rudy       | .231        | 7        | 26         | 3         | 6         | 11        | 0        | 1        | 1        | 2         | 0        | 0        | 0        | 4         | 7         | 0        | 0        | .333        | .423        | 0        |
| <b>Totals</b>    | <b>.246</b> | <b>7</b> | <b>228</b> | <b>28</b> | <b>56</b> | <b>83</b> | <b>9</b> | <b>3</b> | <b>4</b> | <b>24</b> | <b>3</b> | <b>0</b> | <b>0</b> | <b>30</b> | <b>30</b> | <b>0</b> | <b>2</b> | <b>.333</b> | <b>.364</b> | <b>4</b> |

| Pitcher          | W-L        | ERA         | G        | GS       | CG       | SHO      | SV       | IP          | H         | AB         | R         | ER        | HR       | HB       | BB        | SO        | WP       | BK       | AVG         |
|------------------|------------|-------------|----------|----------|----------|----------|----------|-------------|-----------|------------|-----------|-----------|----------|----------|-----------|-----------|----------|----------|-------------|
| Bridges, Tommy   | 1-0        | 3.00        | 1        | 1        | 1        | 0        | 0        | 9.0         | 10        | 37         | 4         | 3         | 0        | 0        | 1         | 5         | 0        | 0        | .270        |
| Gorsica, Johnny  | 0-0        | 0.79        | 2        | 0        | 0        | 0        | 0        | 11.1        | 6         | 39         | 1         | 1         | 0        | 0        | 4         | 4         | 0        | 0        | .154        |
| Hutchinson, Fred | 0-0        | 9.00        | 1        | 0        | 0        | 0        | 0        | 1.0         | 1         | 4          | 1         | 1         | 1        | 0        | 1         | 1         | 0        | 0        | .250        |
| McKain, Archie   | 0-0        | 3.00        | 1        | 0        | 0        | 0        | 0        | 3.0         | 4         | 12         | 1         | 1         | 0        | 0        | 0         | 0         | 1        | 0        | .333        |
| Newsom, Bobo     | 2-1        | 1.38        | 3        | 3        | 3        | 1        | 0        | 26.0        | 18        | 92         | 4         | 4         | 0        | 0        | 4         | 17        | 0        | 0        | .196        |
| Rowe, Schoolboy  | 0-2        | 17.18       | 2        | 2        | 0        | 0        | 0        | 3.2         | 12        | 22         | 7         | 7         | 1        | 0        | 1         | 1         | 0        | 0        | .545        |
| Smith, Clay      | 0-0        | 2.25        | 1        | 0        | 0        | 0        | 0        | 4.0         | 1         | 13         | 1         | 1         | 0        | 0        | 3         | 1         | 0        | 0        | .077        |
| Trout, Dizzy     | 0-1        | 9.00        | 1        | 1        | 0        | 0        | 0        | 2.0         | 6         | 13         | 3         | 2         | 0        | 0        | 1         | 1         | 0        | 0        | .462        |
| <b>Totals</b>    | <b>3-4</b> | <b>3.00</b> | <b>7</b> | <b>7</b> | <b>4</b> | <b>0</b> | <b>0</b> | <b>60.0</b> | <b>58</b> | <b>232</b> | <b>22</b> | <b>20</b> | <b>2</b> | <b>0</b> | <b>15</b> | <b>30</b> | <b>1</b> | <b>0</b> | <b>.250</b> |



# 1945 WORLD SERIES

## DETROIT (AL) 4 -- CHICAGO (NL) 3

### Game 1 • October 3, 1945

|         |   |   |   |   |   |   |   |  |   |    |   |
|---------|---|---|---|---|---|---|---|--|---|----|---|
| CHICAGO | 4 | 0 | 3 | 0 | 0 | 2 | 0 |  | R | H  | E |
| DETROIT | 0 | 0 | 0 | 0 | 0 | 0 | 0 |  | 9 | 13 | 0 |
|         |   |   |   |   |   |   |   |  | 0 | 6  | 0 |

**Pitchers:** BOROWY vs. NEWHOUSER, Benton (3), Tobin (5), Mueller (8)  
**HR:** Cavarretta (CHC)  
**Attendance:** 54,637

### Game 2 • October 4, 1945

|         |   |   |   |   |   |   |   |  |   |   |   |
|---------|---|---|---|---|---|---|---|--|---|---|---|
| CHICAGO | 0 | 0 | 0 | 1 | 0 | 0 | 0 |  | R | H | E |
| DETROIT | 0 | 0 | 0 | 4 | 0 | 0 | 0 |  | 1 | 7 | 0 |
|         |   |   |   |   |   |   |   |  | 4 | 7 | 0 |

**Pitchers:** WYSE, Erickson (7) vs. TRUCKS  
**HR:** Greenberg (DET)  
**Attendance:** 53,636

### Game 3 • October 5, 1945

|         |   |   |   |   |   |   |   |  |   |   |   |
|---------|---|---|---|---|---|---|---|--|---|---|---|
| CHICAGO | 0 | 0 | 0 | 2 | 0 | 1 | 0 |  | R | H | E |
| DETROIT | 0 | 0 | 0 | 0 | 0 | 0 | 0 |  | 3 | 8 | 0 |
|         |   |   |   |   |   |   |   |  | 0 | 1 | 2 |

**Pitchers:** PASSEAU vs. OVERMIRE, Benton (7)  
**Attendance:** 55,500

### Game 4 • October 6, 1945

|         |   |   |   |   |   |   |   |  |   |   |   |
|---------|---|---|---|---|---|---|---|--|---|---|---|
| DETROIT | 0 | 0 | 0 | 4 | 0 | 0 | 0 |  | R | H | E |
| CHICAGO | 0 | 0 | 0 | 0 | 1 | 0 | 0 |  | 4 | 7 | 1 |
|         |   |   |   |   |   |   |   |  | 1 | 5 | 1 |

**Pitchers:** TROUT vs. PRIM, Derringer (4), Vandenberg (6), Erickson (8)  
**Attendance:** 42,923

### Game 5 • October 7, 1945

|         |   |   |   |   |   |   |   |   |   |  |   |    |   |
|---------|---|---|---|---|---|---|---|---|---|--|---|----|---|
| DETROIT | 0 | 0 | 1 | 0 | 0 | 4 | 1 | 0 | 2 |  | R | H  | E |
| CHICAGO | 0 | 0 | 1 | 0 | 0 | 0 | 0 | 2 | 0 |  | 8 | 11 | 0 |
|         |   |   |   |   |   |   |   |   |   |  | 4 | 7  | 2 |

**Pitchers:** NEWHOUSER vs. BOROWY, Vandenberg (6), Chipman (6), Derringer (7), Erickson (9)  
**Attendance:** 43,463

### Game 6 • October 8, 1945

|         |   |   |   |   |   |   |   |   |   |   |   |   |  |   |    |   |
|---------|---|---|---|---|---|---|---|---|---|---|---|---|--|---|----|---|
| DETROIT | 0 | 1 | 0 | 0 | 0 | 2 | 4 | 0 | 0 | 0 | 0 | 0 |  | R | H  | E |
| CHICAGO | 0 | 0 | 0 | 0 | 4 | 1 | 2 | 0 | 0 | 0 | 0 | 1 |  | 7 | 13 | 1 |
|         |   |   |   |   |   |   |   |   |   |   |   |   |  | 8 | 15 | 3 |

**Pitchers:** TRUCKS, Caster (5), Bridges (6), Benton (7), TROUT (8) vs. Passeau, Wyse (7), Prim (8), BOROWY (9)  
**HR:** Greenberg (DET)  
**Attendance:** 41,708

### Game 7 • October 10, 1945

|         |   |   |   |   |   |   |   |   |  |   |   |   |
|---------|---|---|---|---|---|---|---|---|--|---|---|---|
| DETROIT | 5 | 1 | 0 | 0 | 0 | 0 | 1 | 2 |  | R | H | E |
| CHICAGO | 1 | 0 | 0 | 1 | 0 | 0 | 1 | 0 |  | 9 | 9 | 1 |
|         |   |   |   |   |   |   |   |   |  | 1 | 0 | 0 |

**Pitchers:** NEWHOUSER vs. BOROWY, Derringer (1), Vandenberg (2), Erickson (6), Passeau (8), Wyse (9)  
**Attendance:** 41,590

## TIGERS STATISTICS FROM THE 1945 WORLD SERIES

| Player           | AVG         | G        | AB         | R         | H         | TB        | 2B        | 3B       | HR       | RBI       | SH       | SF       | HB       | BB        | SO        | SB       | CS       | OBP         | SLG         | E        |
|------------------|-------------|----------|------------|-----------|-----------|-----------|-----------|----------|----------|-----------|----------|----------|----------|-----------|-----------|----------|----------|-------------|-------------|----------|
| Borom, Red       | .000        | 2        | 1          | 0         | 0         | 0         | 0         | 0        | 0        | 0         | 0        | 0        | 0        | 0         | 0         | 0        | 0        | .000        | .000        | 0        |
| Cramer, Doc      | .379        | 7        | 29         | 7         | 11        | 11        | 0         | 0        | 0        | 4         | 0        | 0        | 1        | 1         | 0         | 1        | 0        | .419        | .379        | 0        |
| Cullenbine, Roy  | .227        | 7        | 22         | 5         | 7         | 7         | 2         | 0        | 0        | 4         | 1        | 0        | 0        | 8         | 2         | 1        | 0        | .433        | .318        | 0        |
| Eaton, Zeb       | .000        | 1        | 1          | 0         | 0         | 0         | 0         | 0        | 0        | 0         | 0        | 0        | 0        | 1         | 0         | 0        | 0        | .000        | .000        | 0        |
| Greenberg, Hank  | .304        | 7        | 23         | 7         | 7         | 16        | 3         | 0        | 2        | 7         | 1        | 0        | 1        | 6         | 5         | 0        | 0        | .467        | .696        | 0        |
| Hoover, Joe      | .333        | 1        | 3          | 1         | 1         | 1         | 0         | 0        | 0        | 1         | 0        | 0        | 0        | 0         | 0         | 0        | 1        | .333        | .333        | 0        |
| Hostetler, Chuck | .000        | 3        | 3          | 0         | 0         | 0         | 0         | 0        | 0        | 0         | 0        | 0        | 0        | 0         | 0         | 0        | 0        | .000        | .000        | 0        |
| Maier, Bob       | 1.000       | 1        | 1          | 0         | 1         | 1         | 0         | 0        | 0        | 0         | 0        | 0        | 0        | 0         | 0         | 0        | 0        | 1.000       | 1.000       | 0        |
| Mayo, Eddie      | .250        | 7        | 28         | 4         | 7         | 8         | 1         | 0        | 0        | 2         | 0        | 0        | 0        | 3         | 2         | 0        | 0        | .323        | .286        | 2        |
| McHale, John     | .000        | 3        | 3          | 0         | 0         | 0         | 0         | 0        | 0        | 0         | 0        | 0        | 0        | 1         | 0         | 0        | 0        | .000        | .000        | 0        |
| Mierkowitz, Ed   | .000        | 1        | 0          | 0         | 0         | 0         | 0         | 0        | 0        | 0         | 0        | 0        | 0        | 0         | 0         | 0        | 0        | .000        | .000        | 0        |
| Newhouser, Hal   | .000        | 3        | 8          | 0         | 0         | 0         | 0         | 0        | 0        | 1         | 0        | 0        | 0        | 1         | 1         | 0        | 0        | .111        | .000        | 1        |
| Outlaw, Jimmy    | .179        | 7        | 28         | 1         | 5         | 5         | 0         | 0        | 0        | 3         | 1        | 0        | 0        | 2         | 1         | 1        | 0        | .233        | .179        | 0        |
| Overmire, Stubby | .000        | 1        | 1          | 0         | 0         | 0         | 0         | 0        | 0        | 0         | 0        | 0        | 0        | 0         | 0         | 0        | 0        | .000        | .000        | 0        |
| Richards, Paul   | .211        | 7        | 19         | 0         | 4         | 6         | 2         | 0        | 0        | 6         | 0        | 0        | 0        | 4         | 3         | 0        | 0        | .348        | .316        | 1        |
| Swift, Bob       | .250        | 3        | 4          | 1         | 1         | 1         | 0         | 0        | 0        | 0         | 0        | 0        | 0        | 2         | 0         | 0        | 0        | .500        | .250        | 0        |
| Tobin, Jim       | .000        | 1        | 1          | 0         | 0         | 0         | 0         | 0        | 0        | 0         | 0        | 0        | 0        | 0         | 0         | 0        | 0        | .000        | .000        | 0        |
| TROUT, Dizzy     | .167        | 2        | 6          | 0         | 1         | 1         | 0         | 0        | 0        | 0         | 0        | 0        | 0        | 0         | 0         | 0        | 0        | .167        | .167        | 0        |
| Trucks, Virgil   | .000        | 2        | 4          | 0         | 0         | 0         | 0         | 0        | 0        | 0         | 0        | 0        | 0        | 1         | 1         | 0        | 0        | .200        | .000        | 0        |
| Walker, Hub      | .500        | 2        | 2          | 1         | 1         | 2         | 1         | 0        | 0        | 0         | 0        | 0        | 0        | 0         | 0         | 0        | 0        | .500        | 1.000       | 0        |
| Webb, Skeeter    | .185        | 7        | 27         | 4         | 5         | 5         | 0         | 0        | 0        | 1         | 0        | 0        | 0        | 2         | 1         | 0        | 0        | .241        | .185        | 0        |
| York, Rudy       | .179        | 7        | 28         | 1         | 5         | 6         | 1         | 0        | 0        | 3         | 0        | 0        | 0        | 3         | 4         | 0        | 0        | .258        | .214        | 1        |
| <b>Totals</b>    | <b>.223</b> | <b>7</b> | <b>242</b> | <b>32</b> | <b>54</b> | <b>70</b> | <b>10</b> | <b>0</b> | <b>2</b> | <b>32</b> | <b>3</b> | <b>0</b> | <b>2</b> | <b>33</b> | <b>22</b> | <b>3</b> | <b>1</b> | <b>.321</b> | <b>.289</b> | <b>5</b> |

| Pitcher          | W-L        | ERA         | G        | GS       | CG       | SHO      | SV       | IP          | H         | AB         | R         | ER        | HR       | HB       | BB        | SO        | WP       | BK       | AVG         |
|------------------|------------|-------------|----------|----------|----------|----------|----------|-------------|-----------|------------|-----------|-----------|----------|----------|-----------|-----------|----------|----------|-------------|
| Caster, George   | 0-0        | 0.00        | 1        | 0        | 0        | 0        | 0        | 0.2         | 0         | 2          | 0         | 0         | 0        | 0        | 0         | 1         | 0        | 0        | .000        |
| Mueller, Les     | 0-0        | 0.00        | 1        | 0        | 0        | 0        | 0        | 2.0         | 0         | 6          | 0         | 0         | 0        | 0        | 1         | 1         | 0        | 0        | .000        |
| TROUT, Dizzy     | 1-1        | 0.66        | 2        | 1        | 1        | 0        | 0        | 13.2        | 9         | 47         | 2         | 1         | 0        | 0        | 3         | 9         | 0        | 0        | .191        |
| Benton, Al       | 0-0        | 1.93        | 3        | 0        | 0        | 0        | 0        | 4.2         | 6         | 18         | 1         | 1         | 0        | 0        | 0         | 5         | 0        | 0        | .333        |
| Overmire, Stubby | 0-1        | 3.00        | 1        | 1        | 0        | 0        | 0        | 6.0         | 4         | 21         | 2         | 2         | 0        | 0        | 2         | 2         | 0        | 0        | .190        |
| Trucks, Virgil   | 1-0        | 3.38        | 2        | 2        | 1        | 0        | 0        | 13.1        | 14        | 51         | 5         | 5         | 0        | 0        | 5         | 7         | 0        | 0        | .275        |
| Tobin, Jim       | 0-0        | 6.00        | 1        | 0        | 0        | 0        | 0        | 3.0         | 4         | 12         | 2         | 2         | 1        | 0        | 1         | 0         | 0        | 0        | .333        |
| Newhouser, Hal   | 2-1        | 6.10        | 3        | 3        | 2        | 0        | 0        | 20.2        | 25        | 83         | 14        | 14        | 0        | 0        | 4         | 22        | 1        | 0        | .301        |
| Bridges, Tommy   | 0-0        | 16.20       | 1        | 0        | 0        | 0        | 0        | 1.2         | 3         | 7          | 3         | 3         | 0        | 0        | 3         | 1         | 0        | 0        | .429        |
| <b>Totals</b>    | <b>4-3</b> | <b>3.84</b> | <b>7</b> | <b>7</b> | <b>4</b> | <b>0</b> | <b>0</b> | <b>65.2</b> | <b>65</b> | <b>247</b> | <b>29</b> | <b>28</b> | <b>1</b> | <b>0</b> | <b>19</b> | <b>48</b> | <b>1</b> | <b>0</b> | <b>.263</b> |



# 1968 WORLD SERIES



## DETROIT (AL) 4 -- ST. LOUIS (NL) 3

### Game 1 • October 2, 1968

|           |       |             |                |
|-----------|-------|-------------|----------------|
| DETROIT   | 0 0 0 | 0 0 0 0 0   | R H E          |
| ST. LOUIS | 0 0 0 | 3 0 0 1 0 x | 0 5 3<br>4 6 0 |

**Pitchers:** McLAIN, Dobson (6), McMahon (8) vs. GIBSON  
**HR:** Brock (STL)  
**Attendance:** 54,692

### Game 2 • October 3, 1968

|           |       |             |                 |
|-----------|-------|-------------|-----------------|
| DETROIT   | 0 1 1 | 0 0 3 1 0 2 | R H E           |
| ST. LOUIS | 0 0 0 | 0 0 1 0 0 0 | 8 13 1<br>1 6 1 |

**Pitchers:** LOLICH vs. BRILES, Carlton (6), Willis (7), Hoerner (9)  
**HR:** Horton (DET), Lolich (DET), Cash (DET)  
**Attendance:** 54,692

### Game 3 • October 5, 1968

|           |       |             |                 |
|-----------|-------|-------------|-----------------|
| ST. LOUIS | 0 0 0 | 0 4 0 3 0 0 | R H E           |
| DETROIT   | 0 2 1 | 0 0 0 0 0 0 | 7 13 0<br>3 4 0 |

**Pitchers:** WASHBURN, Hoerner (6) vs. WILSON, Dobson (5), McMahon (6), Patterson (7), Hiller (8)  
**HR:** Kaline (DET), McCarver (STL), McAuliffe (DET), Cepeda (STL)  
**Attendance:** 53,634

### Game 4 • October 6, 1968

|           |       |             |                  |
|-----------|-------|-------------|------------------|
| ST. LOUIS | 2 0 2 | 2 0 0 0 4 0 | R H E            |
| DETROIT   | 0 0 0 | 1 0 0 0 0 0 | 10 13 0<br>1 5 4 |

**Pitchers:** GIBSON vs. McLAIN, Sparma (3), Patterson (4), Lasher (6), Hiller (8), Dobson (8)  
**HR:** Brock (STL), Gibson (STL), Northrup (DET)  
**Attendance:** 53,634

### Game 5 • October 7, 1968

|           |       |             |                |
|-----------|-------|-------------|----------------|
| ST. LOUIS | 3 0 0 | 0 0 0 0 0 0 | R H E          |
| DETROIT   | 0 0 0 | 2 0 0 3 0 x | 3 9 0<br>5 9 1 |

**Pitchers:** Briles, HOERNER (7), Willis (7) vs. LOLICH  
**HR:** Cepeda (STL)  
**Attendance:** 53,634

### Game 6 • October 9, 1968

|           |       |               |                  |
|-----------|-------|---------------|------------------|
| DETROIT   | 0 2 1 | 0 0 1 0 0 0 0 | R H E            |
| ST. LOUIS | 0 0 0 | 0 0 0 0 0 1   | 13 12 1<br>1 9 1 |

**Pitchers:** McLAIN vs. WASHBURN, Jaster (3), Willis (3), Hughes (3), Carlton (4), Granger (7), Nelson (9)  
**HR:** Northrup (DET), Kaline (DET)  
**Attendance:** 54,692

### Game 7 • October 10, 1968

|           |       |             |                |
|-----------|-------|-------------|----------------|
| DETROIT   | 0 0 0 | 0 0 0 3 0 1 | R H E          |
| ST. LOUIS | 0 0 0 | 0 0 0 0 0 1 | 4 8 1<br>1 5 0 |

**Pitchers:** LOLICH vs. GIBSON  
**HR:** Shannon (STL)  
**Attendance:** 54,692

### TIGERS STATISTICS FROM THE 1968 WORLD SERIES

| Player          | AVG         | G        | AB         | R         | H         | TB        | 2B       | 3B       | HR       | RBI       | SH       | SF       | HB       | BB        | SO        | SB       | CS       | OBP         | SLG         | E         |
|-----------------|-------------|----------|------------|-----------|-----------|-----------|----------|----------|----------|-----------|----------|----------|----------|-----------|-----------|----------|----------|-------------|-------------|-----------|
| Brown, Gates    | .000        | 1        | 1          | 0         | 0         | 0         | 0        | 0        | 0        | 0         | 0        | 0        | 0        | 0         | 0         | 0        | 0        | .000        | .000        | 0         |
| Cash, Norm      | .385        | 7        | 26         | 5         | 10        | 13        | 0        | 0        | 1        | 5         | 0        | 1        | 0        | 3         | 5         | 0        | 0        | .433        | .500        | 2         |
| Comer, Wayne    | 1.000       | 1        | 1          | 0         | 1         | 1         | 0        | 0        | 0        | 0         | 0        | 0        | 0        | 0         | 0         | 0        | 0        | 1.000       | 1.000       | 0         |
| Freehan, Bill   | .083        | 7        | 24         | 0         | 2         | 3         | 1        | 0        | 0        | 2         | 0        | 0        | 0        | 4         | 8         | 0        | 0        | .214        | .125        | 2         |
| Horton, Willie  | .304        | 7        | 23         | 6         | 7         | 13        | 1        | 1        | 1        | 3         | 0        | 0        | 1        | 5         | 6         | 0        | 0        | .448        | .565        | 1         |
| Kaline, Al      | .379        | 7        | 29         | 6         | 11        | 19        | 2        | 0        | 2        | 8         | 0        | 0        | 1        | 0         | 7         | 0        | 0        | .400        | .655        | 0         |
| Lolich, Mickey  | .250        | 3        | 12         | 2         | 3         | 6         | 0        | 0        | 1        | 2         | 0        | 0        | 0        | 1         | 5         | 0        | 0        | .308        | .500        | 0         |
| Matchick, Tommy | .000        | 3        | 3          | 0         | 0         | 0         | 0        | 0        | 0        | 0         | 0        | 0        | 0        | 0         | 1         | 0        | 0        | .000        | .000        | 0         |
| Mathews, Eddie  | .333        | 2        | 3          | 0         | 1         | 1         | 0        | 0        | 0        | 0         | 0        | 0        | 0        | 1         | 1         | 0        | 0        | .500        | .333        | 1         |
| McAuliffe, Dick | .222        | 7        | 27         | 5         | 6         | 9         | 0        | 0        | 1        | 3         | 0        | 0        | 0        | 4         | 6         | 0        | 0        | .323        | .333        | 0         |
| McLain, Denny   | .000        | 3        | 6          | 0         | 0         | 0         | 0        | 0        | 0        | 0         | 1        | 0        | 0        | 0         | 4         | 0        | 0        | .000        | .000        | 1         |
| Northrup, Jim   | .250        | 7        | 28         | 4         | 7         | 15        | 0        | 1        | 2        | 8         | 0        | 0        | 0        | 1         | 5         | 0        | 1        | .276        | .536        | 2         |
| Oyler, Ray      | .000        | 4        | 0          | 0         | 0         | 0         | 0        | 0        | 0        | 0         | 1        | 0        | 0        | 0         | 0         | 0        | 0        | .000        | .000        | 0         |
| Price, Jim      | .000        | 2        | 2          | 0         | 0         | 0         | 0        | 0        | 0        | 0         | 0        | 0        | 0        | 0         | 1         | 0        | 0        | .000        | .000        | 0         |
| Stanley, Mickey | .214        | 7        | 28         | 4         | 6         | 8         | 0        | 1        | 0        | 0         | 0        | 0        | 0        | 2         | 4         | 0        | 1        | .267        | .286        | 2         |
| Tracewski, Dick | .000        | 2        | 0          | 1         | 0         | 0         | 0        | 0        | 0        | 0         | 0        | 0        | 0        | 0         | 0         | 0        | 0        | .000        | .000        | 0         |
| Wert, Don       | .118        | 6        | 17         | 1         | 2         | 2         | 0        | 0        | 0        | 2         | 0        | 0        | 1        | 6         | 5         | 0        | 0        | .375        | .118        | 0         |
| Wilson, Earl    | .000        | 1        | 1          | 0         | 0         | 0         | 0        | 0        | 0        | 0         | 0        | 0        | 0        | 0         | 1         | 0        | 0        | .000        | .000        | 0         |
| <b>Totals</b>   | <b>.242</b> | <b>7</b> | <b>231</b> | <b>34</b> | <b>56</b> | <b>90</b> | <b>4</b> | <b>3</b> | <b>8</b> | <b>33</b> | <b>2</b> | <b>1</b> | <b>3</b> | <b>27</b> | <b>59</b> | <b>0</b> | <b>2</b> | <b>.328</b> | <b>.390</b> | <b>11</b> |

| Pitcher          | W-L        | ERA         | G        | GS       | CG       | SHO      | SV       | IP          | H         | AB         | R         | ER        | HR       | HB       | BB        | SO        | WP       | BK       | AVG         |
|------------------|------------|-------------|----------|----------|----------|----------|----------|-------------|-----------|------------|-----------|-----------|----------|----------|-----------|-----------|----------|----------|-------------|
| Dobson, Pat      | 0-0        | 3.86        | 3        | 0        | 0        | 0        | 0        | 4.2         | 5         | 18         | 2         | 2         | 2        | 0        | 1         | 0         | 0        | 0        | .278        |
| Hiller, John     | 0-0        | 13.50       | 2        | 0        | 0        | 0        | 0        | 2.0         | 6         | 13         | 4         | 3         | 0        | 0        | 3         | 1         | 0        | 0        | .462        |
| Lasher, Fred     | 0-0        | 0.00        | 1        | 0        | 0        | 0        | 0        | 2.0         | 1         | 7          | 0         | 0         | 0        | 0        | 0         | 1         | 0        | 0        | .143        |
| Lolich, Mickey   | 3-0        | 1.67        | 3        | 3        | 3        | 0        | 0        | 27.0        | 20        | 97         | 5         | 5         | 2        | 1        | 6         | 21        | 0        | 0        | .206        |
| McLain, Denny    | 1-2        | 3.24        | 3        | 3        | 1        | 0        | 0        | 16.2        | 18        | 68         | 8         | 6         | 1        | 0        | 4         | 13        | 0        | 0        | .265        |
| McMahon, Don     | 0-0        | 13.50       | 2        | 0        | 0        | 0        | 0        | 2.0         | 4         | 10         | 3         | 3         | 1        | 0        | 0         | 1         | 0        | 0        | .400        |
| Patterson, Daryl | 0-0        | 0.00        | 2        | 0        | 0        | 0        | 0        | 3.0         | 1         | 8          | 0         | 0         | 0        | 0        | 1         | 0         | 0        | 0        | .125        |
| Sparma, Joe      | 0-0        | 54.00       | 1        | 0        | 0        | 0        | 0        | 0.1         | 2         | 3          | 2         | 2         | 1        | 0        | 0         | 0         | 0        | 0        | .667        |
| Wilson, Earl     | 0-1        | 6.23        | 1        | 1        | 0        | 0        | 0        | 4.1         | 4         | 15         | 3         | 3         | 0        | 0        | 6         | 3         | 0        | 0        | .267        |
| <b>Totals</b>    | <b>4-3</b> | <b>3.48</b> | <b>7</b> | <b>7</b> | <b>4</b> | <b>0</b> | <b>0</b> | <b>62.0</b> | <b>61</b> | <b>239</b> | <b>27</b> | <b>24</b> | <b>7</b> | <b>1</b> | <b>21</b> | <b>40</b> | <b>0</b> | <b>0</b> | <b>.255</b> |

POSTSEASON



# 1972 ALCS

## OAKLAND (WEST) 3 -- DETROIT (EAST) 2

### Game 1 • October 7, 1972

|         |                 |          |          |          |
|---------|-----------------|----------|----------|----------|
|         |                 | <b>R</b> | <b>H</b> | <b>E</b> |
| DETROIT | 0 10 000 000 01 | 2        | 6        | 2        |
| OAKLAND | 0 01 000 000 02 | 3        | 11       | 1        |

**Pitchers:** LOLICH, Seelbach (11) vs. Hunter; Blue (9), FINGERS (9)  
**HR:** Cash (DET), Kaline (DET)  
**Attendance:** 29,566

### Game 2 • October 8, 1972

|         |               |          |          |          |
|---------|---------------|----------|----------|----------|
|         |               | <b>R</b> | <b>H</b> | <b>E</b> |
| DETROIT | 0 00 000 000  | 0        | 3        | 1        |
| OAKLAND | 1 00 040 00 x | 5        | 8        | 0        |

**Pitchers:** FRYMAN, Zachary (5), Scherman (5), LaGrow (6), Hiller (7) vs. ODOM  
**Attendance:** 31,068

### Game 3 • October 10, 1972

|         |               |          |          |          |
|---------|---------------|----------|----------|----------|
|         |               | <b>R</b> | <b>H</b> | <b>E</b> |
| OAKLAND | 0 00 000 000  | 0        | 7        | 0        |
| DETROIT | 0 00 200 01 x | 3        | 8        | 1        |

**Pitchers:** HOLTZMAN, Fingers (5), Blue (6), Locker (7) vs. COLEMAN  
**HR:** Freehan (DET)  
**Attendance:** 41,156

### Game 4 • October 11, 1972

|         |                |          |          |          |
|---------|----------------|----------|----------|----------|
|         |                | <b>R</b> | <b>H</b> | <b>E</b> |
| OAKLAND | 0 00 000 100 2 | 3        | 9        | 2        |
| DETROIT | 0 01 000 000 3 | 4        | 10       | 1        |

**Pitchers:** Hunter; Fingers (8), Blue (9), LOCKER (10), Horlen (10), Hamilton (10) vs. Lolich, Seelbach (10), HILLER (10)  
**HR:** McAuliffe (DET), Epstein (OAK)  
**Attendance:** 37,615

### Game 5 • October 12, 1972

|         |              |          |          |          |
|---------|--------------|----------|----------|----------|
|         |              | <b>R</b> | <b>H</b> | <b>E</b> |
| OAKLAND | 0 10 100 000 | 2        | 4        | 0        |
| DETROIT | 1 00 000 000 | 1        | 5        | 2        |

**Pitchers:** ODOM, Blue (6) vs. FRYMAN, Hiller (9)  
**Attendance:** 50,276

### TIGERS STATISTICS FROM THE 1972 ALCS

| Player             | AVG         | G        | AB         | R         | H         | TB        | 2B       | 3B       | HR       | RBI       | SH       | SF       | HB       | BB        | SO        | SB       | CS       | OBP         | SLG         | E        |
|--------------------|-------------|----------|------------|-----------|-----------|-----------|----------|----------|----------|-----------|----------|----------|----------|-----------|-----------|----------|----------|-------------|-------------|----------|
| Brinkman, Ed       | .250        | 1        | 4          | 0         | 1         | 2         | 1        | 0        | 0        | 0         | 0        | 0        | 0        | 0         | 0         | 0        | 0        | .250        | .500        | 0        |
| Brown, Gates       | .000        | 3        | 2          | 1         | 0         | 0         | 0        | 0        | 0        | 0         | 0        | 0        | 1        | 0         | 0         | 0        | 0        | .333        | .000        | 0        |
| Brown, Ike         | .500        | 1        | 2          | 0         | 1         | 1         | 0        | 0        | 0        | 2         | 0        | 0        | 0        | 1         | 0         | 0        | 0        | .500        | .500        | 0        |
| Cash, Norm         | .267        | 5        | 15         | 1         | 4         | 7         | 0        | 0        | 1        | 2         | 1        | 0        | 2        | 3         | 0         | 0        | 0        | .353        | .467        | 0        |
| Coleman, Joe       | .500        | 1        | 2          | 0         | 1         | 1         | 0        | 0        | 0        | 0         | 0        | 0        | 1        | 0         | 0         | 0        | 0        | .667        | .500        | 0        |
| Freehan, Bill      | .250        | 3        | 12         | 2         | 3         | 7         | 1        | 0        | 1        | 3         | 1        | 0        | 0        | 1         | 0         | 0        | 0        | .250        | .583        | 0        |
| Fryman, Woodie     | .000        | 2        | 3          | 0         | 0         | 0         | 0        | 0        | 0        | 0         | 0        | 0        | 0        | 0         | 0         | 0        | 0        | .000        | .000        | 0        |
| Haller, Tom        | .000        | 1        | 1          | 0         | 0         | 0         | 0        | 0        | 0        | 0         | 0        | 0        | 0        | 0         | 0         | 0        | 0        | .000        | .000        | 0        |
| Horton, Willie     | .100        | 5        | 10         | 0         | 1         | 1         | 0        | 0        | 0        | 0         | 0        | 0        | 1        | 3         | 0         | 0        | 0        | .182        | .100        | 0        |
| Kaline, Al         | .263        | 5        | 19         | 3         | 5         | 8         | 0        | 0        | 1        | 1         | 1        | 0        | 0        | 2         | 2         | 0        | 0        | .333        | .421        | 1        |
| Knox, John         | .000        | 1        | 0          | 0         | 0         | 0         | 0        | 0        | 0        | 0         | 0        | 0        | 0        | 0         | 0         | 0        | 0        | .000        | .000        | 0        |
| Lolich, Mickey     | .000        | 2        | 7          | 0         | 0         | 0         | 0        | 0        | 0        | 0         | 0        | 0        | 0        | 2         | 0         | 0        | 0        | .000        | .000        | 0        |
| McAuliffe, Dick    | .200        | 5        | 20         | 3         | 4         | 7         | 0        | 0        | 1        | 1         | 0        | 0        | 0        | 1         | 4         | 0        | 1        | .238        | .350        | 4        |
| Northrup, Jim      | .357        | 5        | 14         | 0         | 5         | 5         | 0        | 0        | 0        | 1         | 0        | 0        | 0        | 2         | 3         | 0        | 1        | .438        | .357        | 0        |
| Rodriguez, Aurelio | .000        | 5        | 16         | 0         | 0         | 0         | 0        | 0        | 0        | 0         | 0        | 0        | 2        | 2         | 0         | 0        | 0        | .111        | .000        | 1        |
| Sims, Duke         | .214        | 4        | 14         | 0         | 3         | 7         | 2        | 1        | 0        | 0         | 0        | 0        | 0        | 1         | 2         | 0        | 0        | .267        | .500        | 1        |
| Stanley, Mickey    | .333        | 4        | 6          | 0         | 2         | 2         | 0        | 0        | 0        | 0         | 0        | 0        | 0        | 0         | 0         | 0        | 0        | .333        | .333        | 0        |
| Taylor, Tony       | .133        | 4        | 15         | 0         | 2         | 4         | 2        | 0        | 0        | 0         | 0        | 0        | 0        | 0         | 2         | 0        | 0        | .133        | .267        | 0        |
| <b>Totals</b>      | <b>.198</b> | <b>5</b> | <b>162</b> | <b>10</b> | <b>32</b> | <b>52</b> | <b>6</b> | <b>1</b> | <b>4</b> | <b>10</b> | <b>3</b> | <b>0</b> | <b>0</b> | <b>13</b> | <b>25</b> | <b>0</b> | <b>2</b> | <b>.257</b> | <b>.321</b> | <b>7</b> |

| Pitcher         | W-L        | ERA         | G        | GS       | CG       | SHO      | SV       | IP          | H         | AB         | R         | ER        | HR       | HB       | BB        | SO        | WP       | BK       | AVG         |
|-----------------|------------|-------------|----------|----------|----------|----------|----------|-------------|-----------|------------|-----------|-----------|----------|----------|-----------|-----------|----------|----------|-------------|
| Coleman, Joe    | 1-0        | 0.00        | 1        | 1        | 1        | 1        | 0        | 9.0         | 7         | 34         | 0         | 0         | 0        | 0        | 3         | 14        | 0        | 0        | .206        |
| Fryman, Woodie  | 0-2        | 3.65        | 2        | 2        | 0        | 0        | 0        | 12.1        | 11        | 45         | 6         | 5         | 0        | 2        | 2         | 8         | 0        | 1        | .244        |
| Hiller, John    | 1-0        | 0.00        | 3        | 0        | 0        | 0        | 0        | 3.1         | 1         | 9          | 0         | 0         | 0        | 0        | 1         | 1         | 0        | 0        | .111        |
| LaGrow, Lerrin  | 0-0        | 0.00        | 1        | 0        | 0        | 0        | 0        | 1.0         | 0         | 3          | 0         | 0         | 0        | 1        | 0         | 1         | 0        | 0        | .000        |
| Lolich, Mickey  | 0-1        | 1.42        | 2        | 2        | 0        | 0        | 0        | 19.0        | 14        | 69         | 4         | 3         | 1        | 0        | 5         | 10        | 0        | 0        | .203        |
| Scherman, Fred  | 0-0        | 0.00        | 1        | 0        | 0        | 0        | 0        | 0.2         | 1         | 3          | 0         | 0         | 0        | 0        | 0         | 1         | 0        | 0        | .333        |
| Seelbach, Chuck | 0-0        | 18.00       | 2        | 0        | 0        | 0        | 0        | 1.0         | 4         | 7          | 2         | 2         | 0        | 0        | 0         | 0         | 0        | 0        | .571        |
| Zachary, Chris  | 0-0        | ---         | 1        | 0        | 0        | 0        | 0        | 0.0         | 0         | 0          | 1         | 1         | 0        | 0        | 1         | 0         | 2        | 0        | ---         |
| <b>Totals</b>   | <b>2-3</b> | <b>2.14</b> | <b>5</b> | <b>5</b> | <b>1</b> | <b>1</b> | <b>0</b> | <b>46.1</b> | <b>38</b> | <b>170</b> | <b>13</b> | <b>11</b> | <b>1</b> | <b>3</b> | <b>12</b> | <b>35</b> | <b>2</b> | <b>1</b> | <b>.224</b> |



## DETROIT (EAST) 3 -- KANSAS CITY (WEST) 0

## Game 1 • October 2, 1984

|             |              |   |    |   |
|-------------|--------------|---|----|---|
|             |              | R | H  | E |
| DETROIT     | 2 00 110 121 | 8 | 14 | 0 |
| KANSAS CITY | 0 00 000 100 | 1 | 5  | 1 |

**Pitchers:** MORRIS, Hernandez (8) vs. BLACK, Huisman (6), M. Jones (8)  
**HR:** Herndon (DET), Trammell (DET), Parrish (DET)  
**Attendance:** 41,973

## Game 2 • October 3, 1984

|             |                 |   |    |   |
|-------------|-----------------|---|----|---|
|             |                 | R | H  | E |
| DETROIT     | 2 01 000 000 02 | 5 | 8  | 1 |
| KANSAS CITY | 0 00 100 110 00 | 3 | 10 | 3 |

**Pitchers:** Petry, Hernandez (8), LOPEZ (9) vs. Saberhagen, QUISENBERRY (9)  
**HR:** Gibson (DET)  
**Attendance:** 42,019

## Game 3 • October 5, 1984

|             |               |   |   |   |
|-------------|---------------|---|---|---|
|             |               | R | H | E |
| KANSAS CITY | 0 00 0 00 000 | 0 | 3 | 3 |
| DETROIT     | 0 10 0 00 00x | 1 | 3 | 0 |

**Pitchers:** LEIBRANDT vs. WILCOX, Hernandez (9)  
**Attendance:** 52,168

## TIGERS STATISTICS FROM THE 1984 ALCS

| Player          | AVG         | G        | AB         | R         | H         | TB        | 2B       | 3B       | HR       | RBI       | SH       | SF       | HB       | BB       | SO        | SB       | CS       | OBP         | SLG         | E        |
|-----------------|-------------|----------|------------|-----------|-----------|-----------|----------|----------|----------|-----------|----------|----------|----------|----------|-----------|----------|----------|-------------|-------------|----------|
| Baker, Doug     | .000        | 1        | 0          | 0         | 0         | 0         | 0        | 0        | 0        | 0         | 0        | 0        | 0        | 0        | 0         | 0        | 0        | .000        | .000        | 0        |
| Bergman, Dave   | 1.000       | 2        | 1          | 1         | 1         | 1         | 0        | 0        | 0        | 0         | 0        | 0        | 0        | 0        | 0         | 1        | 0        | 1.000       | 1.000       | 0        |
| Brookens, Tom   | .000        | 2        | 2          | 0         | 0         | 0         | 0        | 0        | 0        | 0         | 0        | 0        | 0        | 1        | 0         | 0        | 0        | .000        | .000        | 1        |
| Castillo, Marty | .250        | 3        | 8          | 0         | 2         | 2         | 0        | 0        | 0        | 2         | 0        | 0        | 0        | 0        | 3         | 1        | 0        | .250        | .250        | 0        |
| Evans, Darrell  | .300        | 3        | 10         | 1         | 3         | 4         | 1        | 0        | 0        | 1         | 1        | 0        | 0        | 1        | 0         | 1        | 0        | .364        | .400        | 0        |
| Garbey, Barbaro | .333        | 3        | 9          | 1         | 3         | 3         | 0        | 0        | 0        | 0         | 0        | 0        | 0        | 1        | 0         | 0        | 0        | .333        | .333        | 0        |
| Gibson, Kirk    | .417        | 3        | 12         | 2         | 5         | 9         | 1        | 0        | 1        | 2         | 0        | 0        | 0        | 2        | 1         | 1        | 0        | .500        | .750        | 0        |
| Grubb, Johnny   | .250        | 1        | 4          | 0         | 1         | 2         | 1        | 0        | 0        | 2         | 1        | 0        | 0        | 0        | 0         | 0        | 0        | .250        | .500        | 0        |
| Herndon, Larry  | .200        | 2        | 5          | 1         | 1         | 4         | 0        | 0        | 1        | 1         | 0        | 0        | 0        | 1        | 2         | 0        | 0        | .333        | .800        | 0        |
| Jones, Ruppert  | .000        | 2        | 5          | 1         | 0         | 0         | 0        | 0        | 0        | 0         | 0        | 0        | 0        | 1        | 1         | 0        | 0        | .167        | .000        | 0        |
| Kuntz, Rusty    | .000        | 1        | 1          | 0         | 0         | 0         | 0        | 0        | 0        | 0         | 0        | 0        | 0        | 0        | 0         | 0        | 0        | .000        | .000        | 0        |
| Lemon, Chet     | .000        | 3        | 13         | 1         | 0         | 0         | 0        | 0        | 0        | 0         | 0        | 0        | 0        | 1        | 0         | 0        | 0        | .000        | .000        | 0        |
| Parrish, Lance  | .250        | 3        | 12         | 1         | 3         | 7         | 1        | 0        | 1        | 3         | 0        | 1        | 0        | 0        | 3         | 0        | 0        | .231        | .583        | 0        |
| Trammell, Alan  | .364        | 3        | 11         | 2         | 4         | 9         | 0        | 1        | 1        | 3         | 0        | 0        | 0        | 3        | 1         | 0        | 0        | .500        | .818        | 0        |
| Whitaker, Lou   | .143        | 3        | 14         | 3         | 2         | 2         | 0        | 0        | 0        | 0         | 0        | 0        | 0        | 3        | 0         | 0        | 0        | .143        | .143        | 0        |
| <b>Totals</b>   | <b>.234</b> | <b>3</b> | <b>107</b> | <b>14</b> | <b>25</b> | <b>43</b> | <b>4</b> | <b>1</b> | <b>4</b> | <b>14</b> | <b>2</b> | <b>1</b> | <b>0</b> | <b>8</b> | <b>17</b> | <b>4</b> | <b>0</b> | <b>.284</b> | <b>.402</b> | <b>1</b> |

| Pitcher           | W-L        | ERA         | G        | GS       | CG       | SHO      | SV       | IP          | H         | AB         | R        | ER       | HR       | HB       | BB       | SO        | WP       | BK       | AVG         |
|-------------------|------------|-------------|----------|----------|----------|----------|----------|-------------|-----------|------------|----------|----------|----------|----------|----------|-----------|----------|----------|-------------|
| Hernandez, Willie | 0-0        | 2.25        | 3        | 0        | 0        | 0        | 1        | 4.0         | 3         | 15         | 1        | 1        | 0        | 0        | 1        | 3         | 0        | 0        | .200        |
| Lopez, Aurelio    | 1-0        | 0.00        | 1        | 0        | 0        | 0        | 0        | 3.0         | 4         | 12         | 0        | 0        | 0        | 0        | 1        | 2         | 0        | 0        | .333        |
| Morris, Jack      | 1-0        | 1.29        | 1        | 1        | 0        | 0        | 0        | 7.0         | 5         | 26         | 1        | 1        | 0        | 0        | 1        | 4         | 0        | 0        | .192        |
| Petry, Dan        | 0-0        | 2.57        | 1        | 1        | 0        | 0        | 0        | 7.0         | 4         | 27         | 2        | 2        | 0        | 0        | 1        | 4         | 0        | 0        | .148        |
| Wilcox, Milt      | 1-0        | 0.00        | 1        | 1        | 0        | 0        | 0        | 8.0         | 2         | 26         | 0        | 0        | 0        | 0        | 2        | 8         | 0        | 0        | .077        |
| <b>Totals</b>     | <b>3-0</b> | <b>1.24</b> | <b>3</b> | <b>3</b> | <b>0</b> | <b>1</b> | <b>1</b> | <b>29.0</b> | <b>18</b> | <b>106</b> | <b>4</b> | <b>4</b> | <b>0</b> | <b>0</b> | <b>6</b> | <b>21</b> | <b>0</b> | <b>0</b> | <b>.170</b> |

## LONGEST SINGLE-SEASON HOME WINNING STREAKS

The Tigers posted a 10-game winning streak at home during the 2013 season, tied for the fourth-longest home winning streak in club history. The following list contains the longest home winning streaks in franchise history:

| Year | Streak | Dates                 |
|------|--------|-----------------------|
| 1909 | 17     | August 19-September 7 |
| 1919 | 13     | June 1-July 10        |
| 1949 | 11     | August 12-29          |
| 1927 | 10     | August 10-20          |
| 1934 | 10     | August 3-September 5  |
| 1975 | 10     | July 3-20             |
| 2006 | 10     | June 15-July 15       |
| 2012 | 10     | July 18-August 7      |
| 2013 | 10     | July 14-August 15     |

Courtesy of STATS LLC



# 1984 WORLD SERIES

## DETROIT (AL) 4 -- SAN DIEGO (NL) 1

### Game 1 • October 9, 1984

|           |                   |       |
|-----------|-------------------|-------|
| DETROIT   | 1 0 0 0 2 0 0 0 0 | R H E |
| SAN DIEGO | 2 0 0 0 0 0 0 0 0 | 3 8 0 |
|           |                   | 2 8 1 |

**Pitchers:** MORRIS vs. THURMOND, Hawkins (6), Dravecky (8)  
**HR:** Herndon (DET)  
**Attendance:** 57,908

### Game 2 • October 10, 1984

|           |                   |        |
|-----------|-------------------|--------|
| DETROIT   | 3 0 0 0 0 0 0 0 0 | R H E  |
| SAN DIEGO | 1 0 0 1 3 0 0 0 x | 3 7 3  |
|           |                   | 5 11 0 |

**Pitchers:** PETRY, Lopez (5), Scherrer (6), Blair (7), Hernandez (8) vs. Whitson, HAWKINS (1), Lefferts (7)  
**HR:** Bevacqua (SD)  
**Attendance:** 57,911

### Game 3 • October 12, 1984

|           |                   |        |
|-----------|-------------------|--------|
| SAN DIEGO | 0 0 1 0 0 0 1 0 0 | R H E  |
| DETROIT   | 0 4 1 0 0 0 0 0 x | 2 10 0 |
|           |                   | 5 7 0  |

**Pitchers:** LOLLAR, Booker (2), Harris (3) vs. WILCOX, Scherrer (7), Hernandez (7)  
**HR:** Castillo (DET)  
**Attendance:** 51,970

### Game 4 • October 13, 1984

|           |                   |       |
|-----------|-------------------|-------|
| SAN DIEGO | 0 1 0 0 0 0 0 1   | R H E |
| DETROIT   | 2 0 2 0 0 0 0 0 x | 2 5 2 |
|           |                   | 4 7 0 |

**Pitchers:** SHOW, Dravecky (3), Lefferts (7), Gossage (8) vs. MORRIS  
**HR:** Trammell 2 (DET), Kennedy (SD)  
**Attendance:** 52,130

### Game 5 • October 14, 1984

|           |                   |        |
|-----------|-------------------|--------|
| SAN DIEGO | 0 0 1 2 0 0 0 1 0 | R H E  |
| DETROIT   | 3 0 0 0 1 0 1 3 x | 4 10 1 |
|           |                   | 8 11 1 |

**Pitchers:** Thurmond, HAWKINS (1), Lefferts (5), Gossage (7) vs. Petry, Scherrer (4), LOPEZ (5), Hernandez (8)  
**HR:** Gibson 2 (DET), Parrish (DET), Bevacqua (SD)  
**Attendance:** 51,901

### TIGERS STATISTICS FROM THE 1984 WORLD SERIES

| Player          | AVG         | G        | AB         | R         | H         | TB        | 2B       | 3B       | HR       | RBI       | SH       | SF       | HB       | BB        | SO        | SB       | CS       | OBP         | SLG         | E        |   |
|-----------------|-------------|----------|------------|-----------|-----------|-----------|----------|----------|----------|-----------|----------|----------|----------|-----------|-----------|----------|----------|-------------|-------------|----------|---|
| Bergman, Dave   | .000        | 5        | 5          | 0         | 0         | 0         | 0        | 0        | 0        | 0         | 0        | 0        | 0        | 0         | 1         | 0        | 0        | 0           | .000        | .000     | 0 |
| Brookens, Tom   | .000        | 3        | 3          | 0         | 0         | 0         | 0        | 0        | 0        | 0         | 0        | 0        | 0        | 0         | 1         | 0        | 0        | 0           | .000        | .000     | 0 |
| Castillo, Marty | .333        | 3        | 9          | 2         | 3         | 6         | 0        | 0        | 1        | 2         | 0        | 0        | 0        | 2         | 1         | 0        | 0        | 0           | .455        | .667     | 0 |
| Evans, Darrell  | .067        | 5        | 15         | 1         | 1         | 1         | 0        | 0        | 0        | 1         | 0        | 0        | 0        | 4         | 4         | 0        | 0        | 0           | .263        | .067     | 0 |
| Garbey, Barbaro | .000        | 4        | 12         | 0         | 0         | 0         | 0        | 0        | 0        | 0         | 0        | 0        | 0        | 0         | 2         | 0        | 0        | 0           | .000        | .000     | 0 |
| Gibson, Kirk    | .333        | 5        | 18         | 4         | 6         | 12        | 0        | 0        | 2        | 7         | 0        | 0        | 1        | 4         | 4         | 3        | 1        | 0           | .478        | .667     | 2 |
| Grubb, Johnny   | .333        | 4        | 3          | 0         | 1         | 1         | 0        | 0        | 0        | 0         | 0        | 0        | 1        | 0         | 0         | 0        | 0        | 0           | .500        | .333     | 0 |
| Herndon, Larry  | .333        | 5        | 15         | 1         | 5         | 8         | 0        | 0        | 1        | 3         | 0        | 0        | 0        | 3         | 2         | 0        | 1        | 0           | .444        | .533     | 0 |
| Johnson, Howard | .000        | 1        | 1          | 0         | 0         | 0         | 0        | 0        | 0        | 0         | 0        | 0        | 0        | 0         | 0         | 0        | 0        | 0           | .000        | .000     | 0 |
| Jones, Ruppert  | .000        | 2        | 3          | 0         | 0         | 0         | 0        | 0        | 0        | 0         | 0        | 0        | 0        | 0         | 1         | 0        | 0        | 0           | .000        | .000     | 0 |
| Kuntz, Rusty    | .000        | 2        | 1          | 0         | 0         | 0         | 0        | 0        | 0        | 1         | 0        | 1        | 0        | 0         | 1         | 0        | 0        | 0           | .000        | .000     | 0 |
| Lemon, Chet     | .294        | 5        | 17         | 1         | 5         | 5         | 0        | 0        | 0        | 1         | 0        | 0        | 0        | 2         | 2         | 2        | 1        | 0           | .368        | .294     | 0 |
| Parrish, Lance  | .278        | 5        | 18         | 3         | 5         | 9         | 1        | 0        | 1        | 2         | 0        | 1        | 0        | 3         | 2         | 1        | 0        | 0           | .364        | .500     | 1 |
| Trammell, Alan  | .450        | 5        | 20         | 5         | 9         | 16        | 1        | 0        | 2        | 6         | 1        | 0        | 0        | 2         | 2         | 1        | 1        | 0           | .500        | .800     | 1 |
| Whitaker, Lou   | .278        | 5        | 18         | 6         | 5         | 7         | 2        | 0        | 0        | 0         | 1        | 0        | 0        | 4         | 4         | 0        | 0        | 0           | .409        | .389     | 0 |
| <b>Totals</b>   | <b>.253</b> | <b>5</b> | <b>158</b> | <b>23</b> | <b>40</b> | <b>65</b> | <b>4</b> | <b>0</b> | <b>7</b> | <b>23</b> | <b>2</b> | <b>2</b> | <b>2</b> | <b>24</b> | <b>27</b> | <b>7</b> | <b>4</b> | <b>.355</b> | <b>.411</b> | <b>4</b> |   |

| Pitcher           | W-L        | ERA         | G        | GS       | CG       | SHO      | SV       | IP          | H         | AB         | R         | ER        | HR       | HB       | BB        | SO        | WP       | BK       | AVG         |
|-------------------|------------|-------------|----------|----------|----------|----------|----------|-------------|-----------|------------|-----------|-----------|----------|----------|-----------|-----------|----------|----------|-------------|
| Bair, Doug        | 0-0        | 0.00        | 1        | 0        | 0        | 0        | 0        | 0.2         | 0         | 1          | 0         | 0         | 0        | 0        | 0         | 1         | 0        | 0        | .000        |
| Hernandez, Willie | 0-0        | 1.69        | 3        | 0        | 0        | 0        | 2        | 5.1         | 4         | 19         | 1         | 1         | 1        | 0        | 0         | 0         | 0        | 0        | .211        |
| Lopez, Aurelio    | 1-0        | 0.00        | 2        | 0        | 0        | 0        | 0        | 3.0         | 1         | 10         | 0         | 0         | 0        | 0        | 1         | 4         | 0        | 0        | .100        |
| Morris, Jack      | 2-0        | 2.00        | 2        | 2        | 2        | 0        | 0        | 18.0        | 13        | 64         | 4         | 4         | 1        | 0        | 3         | 13        | 2        | 0        | .203        |
| Petry, Dan        | 0-1        | 9.00        | 2        | 2        | 0        | 0        | 0        | 8.0         | 14        | 35         | 8         | 8         | 1        | 0        | 5         | 4         | 0        | 1        | .400        |
| Scherrer, Bill    | 0-0        | 3.00        | 3        | 0        | 0        | 0        | 0        | 3.0         | 5         | 12         | 1         | 1         | 0        | 0        | 0         | 0         | 0        | 0        | .417        |
| Wilcox, Milt      | 1-0        | 1.50        | 1        | 1        | 0        | 0        | 0        | 6.0         | 7         | 25         | 1         | 1         | 0        | 0        | 2         | 4         | 0        | 0        | .280        |
| <b>Totals</b>     | <b>4-1</b> | <b>3.07</b> | <b>5</b> | <b>5</b> | <b>2</b> | <b>0</b> | <b>2</b> | <b>44.0</b> | <b>44</b> | <b>166</b> | <b>15</b> | <b>15</b> | <b>3</b> | <b>0</b> | <b>11</b> | <b>26</b> | <b>2</b> | <b>1</b> | <b>.265</b> |

### BACK-TO-BACK HOME RUNS IN THE PLAYOFFS

Victor Martinez and J.D. Martinez hit back-to-back home runs for the Tigers in Game 1 of the American League Division Series at Baltimore on October 2, 2014, while J.D. Martinez and Nicholas Castellanos connected for back-to-back home runs in Game Two on October 3, 2014. It marked just the second and third times in franchise history that the Tigers have hit back-to-back homers in the postseason. It also was the first time a team has hit back-to-back home runs in consecutive postseason games since Tampa Bay did so in the 2008 American League Championship Series vs. Boston.



**MINNESOTA (WEST) 4 -- DETROIT (EAST) 1**

**Game 1 • October 7, 1987**

|           |                   |              |
|-----------|-------------------|--------------|
|           |                   | <b>R H E</b> |
| DETROIT   | 0 0 1 0 0 1 2 0   | 5 10 0       |
| MINNESOTA | 0 1 0 0 3 0 0 4 x | 8 10 0       |

**Pitchers:** ALEXANDER, Henneman (8), Hernandez (8), King (8)  
 vs. Viola, REARDON (8)  
**HR:** Heath (DET), Gibson (DET), Gaetti 2 (MIN)  
**Attendance:** 53,269

**Game 2 • October 8, 1987**

|           |                   |              |
|-----------|-------------------|--------------|
|           |                   | <b>R H E</b> |
| DETROIT   | 0 2 0 0 0 0 0 1 0 | 3 7 1        |
| MINNESOTA | 0 3 0 2 1 0 0 0 x | 6 6 0        |

**Pitchers:** MORRIS vs. BLYLEVEN, Berenguer (8)  
**HR:** Lemon (DET), Whitaker (DET), Hrbek (MIN)  
**Attendance:** 55,245

**Game 3 • October 10, 1987**

|           |                   |              |
|-----------|-------------------|--------------|
|           |                   | <b>R H E</b> |
| MINNESOTA | 0 0 0 2 0 2 0 0   | 6 8 1        |
| DETROIT   | 0 0 5 0 0 0 0 2 x | 7 7 0        |

**Pitchers:** Straker, Schatzeder (3), Berenguer (7), REARDON (8)  
 vs. Terrell, HENNEMAN (7)  
**HR:** Gagne (MIN), Brunansky (MIN), Sheridan (DET)  
**Attendance:** 49,730

**Game 4 • October 11, 1987**

|           |                   |              |
|-----------|-------------------|--------------|
|           |                   | <b>R H E</b> |
| MINNESOTA | 0 0 1 1 1 0 1 0   | 5 7 1        |
| DETROIT   | 1 0 0 0 1 1 0 0 0 | 3 7 3        |

**Pitchers:** VIOLA, Atherton (6), Berenguer (6), Reardon (9) vs.  
 TANANA, Petry (6), Thurmond (9)  
**HR:** Puckett (MIN), Gagne (MIN)  
**Attendance:** 51,939

**Game 5 • October 12, 1987**

|           |                   |              |
|-----------|-------------------|--------------|
|           |                   | <b>R H E</b> |
| MINNESOTA | 0 4 0 0 0 0 1 1 3 | 9 15 1       |
| DETROIT   | 0 0 0 3 0 0 0 1 1 | 5 9 1        |

**Pitchers:** BLYLEVEN, Schatzeder (7), Berenguer (8), Reardon (8)  
 vs. ALEXANDER, King (2), Henneman (7), Robinson (9)  
**HR:** Brunansky (MIN), Nokes (DET), Lemon (DET)  
**Attendance:** 47,448

**TIGERS STATISTICS FROM THE 1987 ALCS**

| Player         | AVG         | G        | AB         | R         | H         | TB        | 2B       | 3B       | HR       | RBI       | SH       | SF       | HB       | BB        | SO        | CS       | OBP         | SLG         | E        |
|----------------|-------------|----------|------------|-----------|-----------|-----------|----------|----------|----------|-----------|----------|----------|----------|-----------|-----------|----------|-------------|-------------|----------|
| Bergman, Dave  | .250        | 4        | 4          | 0         | 1         | 1         | 0        | 0        | 0        | 2         | 0        | 1        | 0        | 0         | 1         | 0        | .200        | .250        | 0        |
| Brookens, Tom  | .000        | 5        | 13         | 0         | 0         | 0         | 0        | 0        | 0        | 0         | 1        | 0        | 0        | 0         | 3         | 0        | .000        | .000        | 0        |
| Evans, Darrell | .294        | 5        | 17         | 0         | 5         | 5         | 0        | 0        | 0        | 0         | 0        | 0        | 1        | 4         | 2         | 0        | .455        | .294        | 3        |
| Gibson, Kirk   | .286        | 5        | 21         | 4         | 6         | 10        | 1        | 0        | 1        | 4         | 0        | 0        | 0        | 3         | 8         | 3        | .375        | .476        | 0        |
| Grubb, Johnny  | .571        | 4        | 7          | 0         | 4         | 4         | 0        | 0        | 0        | 0         | 0        | 0        | 0        | 0         | 1         | 0        | .571        | .571        | 0        |
| Heath, Mike    | .286        | 3        | 7          | 1         | 2         | 5         | 0        | 0        | 1        | 2         | 1        | 0        | 0        | 0         | 0         | 0        | .286        | .714        | 0        |
| Herdon, Larry  | .333        | 3        | 9          | 1         | 3         | 4         | 1        | 0        | 0        | 2         | 0        | 0        | 0        | 1         | 1         | 0        | .400        | .444        | 1        |
| Lemon, Chet    | .278        | 5        | 18         | 4         | 5         | 11        | 0        | 0        | 2        | 4         | 0        | 1        | 0        | 1         | 4         | 0        | .300        | .611        | 0        |
| Madlock, Bill  | .000        | 1        | 5          | 0         | 0         | 0         | 0        | 0        | 0        | 0         | 0        | 0        | 0        | 0         | 3         | 0        | .000        | .000        | 0        |
| Morrison, Jim  | .400        | 2        | 5          | 1         | 2         | 2         | 0        | 0        | 0        | 0         | 0        | 0        | 0        | 0         | 1         | 0        | .400        | .400        | 0        |
| Nokes, Matt    | .143        | 5        | 14         | 2         | 2         | 5         | 0        | 0        | 1        | 2         | 0        | 0        | 0        | 1         | 4         | 0        | .200        | .357        | 0        |
| Sheridan, Pat  | .300        | 5        | 10         | 2         | 3         | 7         | 1        | 0        | 1        | 2         | 0        | 0        | 2        | 0         | 2         | 1        | .417        | .700        | 0        |
| Trammell, Alan | .200        | 5        | 20         | 3         | 4         | 5         | 1        | 0        | 0        | 2         | 0        | 0        | 0        | 1         | 2         | 0        | .238        | .250        | 1        |
| Whitaker, Lou  | .176        | 5        | 17         | 4         | 3         | 6         | 0        | 0        | 1        | 1         | 0        | 0        | 0        | 7         | 3         | 1        | .417        | .353        | 0        |
| <b>Totals</b>  | <b>.240</b> | <b>5</b> | <b>167</b> | <b>23</b> | <b>40</b> | <b>65</b> | <b>4</b> | <b>0</b> | <b>7</b> | <b>21</b> | <b>2</b> | <b>2</b> | <b>3</b> | <b>18</b> | <b>35</b> | <b>5</b> | <b>.321</b> | <b>.389</b> | <b>5</b> |

| Pitcher           | W-L        | ERA         | G        | GS       | CG       | SHO      | SV       | IP          | H         | AB         | R         | ER        | HR       | HB       | BB        | SO        | WP       | BK       | AVG         |
|-------------------|------------|-------------|----------|----------|----------|----------|----------|-------------|-----------|------------|-----------|-----------|----------|----------|-----------|-----------|----------|----------|-------------|
| Alexander, Doyle  | 0-2        | 10.00       | 2        | 2        | 0        | 0        | 0        | 9.0         | 14        | 39         | 10        | 10        | 2        | 1        | 1         | 5         | 0        | 0        | .359        |
| Henneman, Mike    | 1-0        | 10.80       | 3        | 0        | 0        | 0        | 0        | 5.0         | 6         | 21         | 6         | 6         | 1        | 0        | 6         | 3         | 0        | 0        | .286        |
| Hernandez, Willie | 0-0        | 0.00        | 1        | 0        | 0        | 0        | 0        | 0.1         | 2         | 2          | 0         | 0         | 0        | 0        | 0         | 0         | 0        | 0        | 1.000       |
| King, Eric        | 0-0        | 1.69        | 2        | 0        | 0        | 0        | 0        | 5.1         | 3         | 19         | 1         | 1         | 0        | 1        | 2         | 4         | 1        | 0        | .158        |
| Morris, Jack      | 0-1        | 6.75        | 1        | 1        | 1        | 0        | 0        | 8.0         | 6         | 30         | 6         | 6         | 1        | 0        | 3         | 7         | 0        | 0        | .200        |
| Petry, Dan        | 0-0        | 0.00        | 1        | 0        | 0        | 0        | 0        | 3.1         | 1         | 13         | 1         | 0         | 0        | 0        | 0         | 1         | 1        | 0        | .077        |
| Robinson, Jeff    | 0-0        | 0.00        | 1        | 0        | 0        | 0        | 0        | 0.1         | 1         | 2          | 0         | 0         | 0        | 0        | 0         | 0         | 0        | 0        | .500        |
| Tanana, Frank     | 0-1        | 5.06        | 1        | 1        | 0        | 0        | 0        | 5.1         | 6         | 20         | 4         | 3         | 2        | 3        | 4         | 1         | 1        | 0        | .300        |
| Terrell, Walt     | 0-0        | 9.00        | 1        | 1        | 0        | 0        | 0        | 6.0         | 7         | 24         | 6         | 6         | 2        | 0        | 4         | 4         | 0        | 0        | .292        |
| Thurmond, Mark    | 0-0        | 0.00        | 1        | 0        | 0        | 0        | 0        | 0.1         | 0         | 1          | 0         | 0         | 0        | 0        | 0         | 0         | 0        | 0        | .000        |
| <b>Totals</b>     | <b>1-4</b> | <b>6.70</b> | <b>5</b> | <b>5</b> | <b>1</b> | <b>0</b> | <b>0</b> | <b>43.0</b> | <b>46</b> | <b>171</b> | <b>34</b> | <b>32</b> | <b>8</b> | <b>5</b> | <b>20</b> | <b>25</b> | <b>3</b> | <b>0</b> | <b>.269</b> |



# 2006 ALDS

## DETROIT (WILD CARD) 3 -- NEW YORK (EAST) 1

### Game 1 • October 3, 2006

|                 |       |       |       |  |              |
|-----------------|-------|-------|-------|--|--------------|
|                 |       |       |       |  | <b>R H E</b> |
| <b>DETROIT</b>  | 0 0 0 | 0 3 0 | 1 0 0 |  | 4 12 1       |
| <b>NEW YORK</b> | 0 0 5 | 0 0 2 | 1 0 x |  | 8 14 0       |

**Pitchers:** ROBERTSON, Grilli (6), Walker (7) vs. WANG, Myers (7), Proctor (7), Farnsworth (8), Rivera (9)  
**HR:** Monroe (DET), Granderson (DET), Giambi (NYY), Jeter (NYY)  
**Attendance:** 56,291

### Game 2 • October 5, 2006

|                 |       |       |       |  |              |
|-----------------|-------|-------|-------|--|--------------|
|                 |       |       |       |  | <b>R H E</b> |
| <b>DETROIT</b>  | 0 1 0 | 0 1 1 | 1 0 0 |  | 4 8 0        |
| <b>NEW YORK</b> | 0 0 0 | 3 0 0 | 0 0 0 |  | 3 8 1        |

**Pitchers:** Verlander; WALKER (6), Zumaya (7), Jones (9) vs. MUSSINA, Proctor (8), Bruney (9)  
**HR:** Guillen (DET), Damon (NYY)  
**Attendance:** 56,252

### Game 3 • October 6, 2006

|                 |       |       |       |  |              |
|-----------------|-------|-------|-------|--|--------------|
|                 |       |       |       |  | <b>R H E</b> |
| <b>NEW YORK</b> | 0 0 0 | 0 0 0 | 0 0 0 |  | 0 5 0        |
| <b>DETROIT</b>  | 0 3 0 | 0 0 2 | 1 0 x |  | 6 10 0       |

**Pitchers:** JOHNSON, Bruney (6), Villone (8) vs. ROGERS, Zumaya (8), Jones (9)  
**HR:** Granderson (DET)  
**Attendance:** 43,440

### Game 4 • October 7, 2006

|                 |       |       |       |  |              |
|-----------------|-------|-------|-------|--|--------------|
|                 |       |       |       |  | <b>R H E</b> |
| <b>NEW YORK</b> | 0 0 0 | 0 0 0 | 1 0 2 |  | 3 6 2        |
| <b>DETROIT</b>  | 0 3 1 | 0 3 1 | 0 0 x |  | 8 13 0       |

**Pitchers:** WRIGHT, Lidle (3), Bruney (5), Proctor (5), Farnsworth (8) vs. BONDERMAN, Walker (9)  
**HR:** Posada (NYY), Ordoñez (DET), Monroe (DET)  
**Attendance:** 43,126

### TIGERS STATISTICS FROM THE 2006 ALDS

| Player             | AVG         | G        | AB         | R         | H         | TB        | 2B        | 3B       | HR       | RBI       | SH       | SF       | HB       | BB       | SO        | SB       | CS       | OBP         | SLG         | E        |
|--------------------|-------------|----------|------------|-----------|-----------|-----------|-----------|----------|----------|-----------|----------|----------|----------|----------|-----------|----------|----------|-------------|-------------|----------|
| Casey, Sean        | .353        | 4        | 17         | 1         | 6         | 9         | 3         | 0        | 0        | 4         | 0        | 0        | 0        | 0        | 0         | 0        | 0        | .353        | .529        | 0        |
| Granderson, Curtis | .294        | 4        | 17         | 3         | 5         | 13        | 0         | 1        | 2        | 5         | 0        | 1        | 0        | 0        | 1         | 1        | 0        | .278        | .765        | 0        |
| Guillen, Carlos    | .571        | 4        | 14         | 3         | 8         | 14        | 3         | 0        | 1        | 2         | 0        | 0        | 2        | 1        | 0         | 0        | 0        | .625        | 1.000       | 0        |
| Inge, Brandon      | .133        | 4        | 15         | 1         | 2         | 2         | 0         | 0        | 0        | 0         | 1        | 0        | 0        | 0        | 6         | 0        | 0        | .133        | .133        | 0        |
| Monroe, Craig      | .188        | 4        | 16         | 3         | 3         | 10        | 1         | 0        | 2        | 3         | 0        | 0        | 0        | 0        | 3         | 0        | 0        | .188        | .625        | 0        |
| Ordoñez, Magglio   | .267        | 4        | 15         | 3         | 4         | 8         | 1         | 0        | 1        | 2         | 0        | 0        | 0        | 1        | 2         | 0        | 1        | .313        | .533        | 0        |
| Polanco, Placido   | .412        | 4        | 17         | 3         | 7         | 8         | 1         | 0        | 0        | 2         | 0        | 0        | 0        | 1        | 1         | 0        | 1        | .444        | .471        | 0        |
| Rodriguez, Ivan    | .231        | 4        | 13         | 3         | 3         | 4         | 1         | 0        | 0        | 3         | 0        | 1        | 0        | 2        | 3         | 0        | 0        | .313        | .308        | 0        |
| Thames, Marcus     | .333        | 4        | 15         | 2         | 5         | 7         | 2         | 0        | 0        | 1         | 0        | 0        | 0        | 1        | 5         | 0        | 0        | .375        | .467        | 0        |
| <b>Totals</b>      | <b>.309</b> | <b>4</b> | <b>139</b> | <b>22</b> | <b>43</b> | <b>75</b> | <b>12</b> | <b>1</b> | <b>6</b> | <b>22</b> | <b>1</b> | <b>2</b> | <b>0</b> | <b>7</b> | <b>22</b> | <b>1</b> | <b>2</b> | <b>.338</b> | <b>.540</b> | <b>0</b> |

| Pitcher           | W-L        | ERA         | G        | GS       | CG       | SHO      | SV       | IP          | H         | AB         | R         | ER        | HR       | HB       | BB       | SO        | WP       | BK       | AVG         |
|-------------------|------------|-------------|----------|----------|----------|----------|----------|-------------|-----------|------------|-----------|-----------|----------|----------|----------|-----------|----------|----------|-------------|
| Bonderman, Jeremy | 1-0        | 2.16        | 1        | 1        | 0        | 0        | 0        | 8.1         | 5         | 30         | 2         | 2         | 0        | 0        | 1        | 4         | 0        | 0        | .167        |
| Grilli, Jason     | 0-0        | 0.00        | 1        | 0        | 0        | 0        | 0        | 0.1         | 0         | 1          | 0         | 0         | 0        | 0        | 0        | 0         | 0        | 0        | .000        |
| Jones, Todd       | 0-0        | 0.00        | 2        | 0        | 0        | 0        | 1        | 2.0         | 1         | 7          | 0         | 0         | 0        | 0        | 0        | 2         | 0        | 0        | .143        |
| Robertson, Nate   | 0-1        | 11.12       | 1        | 1        | 0        | 0        | 0        | 5.2         | 12        | 28         | 7         | 7         | 1        | 2        | 0        | 1         | 0        | 0        | .429        |
| Rogers, Kenny     | 1-0        | 0.00        | 1        | 1        | 0        | 0        | 0        | 7.2         | 5         | 27         | 0         | 0         | 0        | 1        | 2        | 8         | 0        | 0        | .185        |
| Verlander, Justin | 0-0        | 5.06        | 1        | 1        | 0        | 0        | 0        | 5.1         | 7         | 22         | 3         | 3         | 1        | 0        | 4        | 5         | 0        | 0        | .318        |
| Walker, Jamie     | 1-0        | 4.91        | 3        | 0        | 0        | 0        | 0        | 3.2         | 3         | 13         | 2         | 2         | 2        | 0        | 1        | 1         | 0        | 0        | .231        |
| Zumaya, Joel      | 0-0        | 0.00        | 2        | 0        | 0        | 0        | 0        | 2.0         | 0         | 6          | 0         | 0         | 0        | 0        | 0        | 3         | 0        | 0        | .000        |
| <b>Totals</b>     | <b>3-1</b> | <b>3.60</b> | <b>4</b> | <b>4</b> | <b>0</b> | <b>1</b> | <b>1</b> | <b>35.0</b> | <b>33</b> | <b>134</b> | <b>14</b> | <b>14</b> | <b>4</b> | <b>3</b> | <b>8</b> | <b>24</b> | <b>0</b> | <b>0</b> | <b>.246</b> |



### DETROIT (WILD CARD) 4 -- OAKLAND (WEST) 0

**Game 1 • October 10, 2006**

|         |   |   |   |   |   |   |          |          |          |
|---------|---|---|---|---|---|---|----------|----------|----------|
|         |   |   |   |   |   |   | <b>R</b> | <b>H</b> | <b>E</b> |
| DETROIT | 0 | 0 | 2 | 3 | 0 | 0 | 5        | 11       | 1        |
| OAKLAND | 0 | 0 | 0 | 0 | 0 | 0 | 1        | 8        | 1        |

**Pitchers:** ROBERTSON, Rodney (6), Zumaya (8), Jones (9) vs. ZITO, Gaudin (4), Kennedy (6), Calero (7), Blanton (8)  
**HR:** Inge (DET), Rodriguez (DET)  
**Attendance:** 35,655

**Game 2 • October 11, 2006**

|         |   |   |   |   |   |   |          |          |          |
|---------|---|---|---|---|---|---|----------|----------|----------|
|         |   |   |   |   |   |   | <b>R</b> | <b>H</b> | <b>E</b> |
| DETROIT | 0 | 1 | 0 | 4 | 0 | 2 | 8        | 11       | 0        |
| OAKLAND | 1 | 0 | 2 | 0 | 0 | 1 | 5        | 11       | 0        |

**Pitchers:** VERLANDER, Ledezma (6), Grilli (7), Rodney (8), Jones (9) vs. LOAIZA, Gaudin (7), Kennedy (7), Street (8)  
**HR:** Gomez (DET), Granderson (DET), Bradley 2 (OAK), Chavez (OAK)  
**Attendance:** 36,168

**Game 3 • October 13, 2006**

|         |   |   |   |   |   |   |          |          |          |
|---------|---|---|---|---|---|---|----------|----------|----------|
|         |   |   |   |   |   |   | <b>R</b> | <b>H</b> | <b>E</b> |
| OAKLAND | 0 | 0 | 0 | 0 | 0 | 0 | 0        | 2        | 0        |
| DETROIT | 2 | 0 | 0 | 1 | 0 | 0 | 3        | 6        | 0        |

**Pitchers:** HARDEN, Gaudin (6), Kennedy (7), Calero (8) vs. ROGERS, Rodney (8), Jones (9)  
**HR:** Monroe (DET)  
**Attendance:** 41,669

**Game 4 • October 14, 2006**

|         |   |   |   |   |   |   |          |          |          |
|---------|---|---|---|---|---|---|----------|----------|----------|
|         |   |   |   |   |   |   | <b>R</b> | <b>H</b> | <b>E</b> |
| OAKLAND | 2 | 0 | 1 | 0 | 0 | 0 | 3        | 8        | 1        |
| DETROIT | 0 | 0 | 0 | 2 | 1 | 0 | 6        | 11       | 0        |

**Pitchers:** Haren, Kennedy (6), Calero (7), STREET (7) vs. Bonderman, Walker (7), Grilli (8), LEDEZMA (9)  
**HR:** Payton (OAK), Ordoñez 2 (DET)  
**Attendance:** 42,967

**TIGERS STATISTICS FROM THE 2006 ALCS**

| Player             | AVG         | G        | AB         | R         | H         | TB        | 2B       | 3B       | HR       | RBI       | SH       | SF       | HB       | BB        | SO        | SB       | CS       | OBP         | SLG         | E        |
|--------------------|-------------|----------|------------|-----------|-----------|-----------|----------|----------|----------|-----------|----------|----------|----------|-----------|-----------|----------|----------|-------------|-------------|----------|
| Casey, Sean        | .333        | 1        | 3          | 0         | 1         | 1         | 0        | 0        | 0        | 0         | 0        | 0        | 0        | 1         | 0         | 0        | 0        | .500        | .333        | 0        |
| Gomez, Alexis      | .444        | 3        | 9          | 1         | 4         | 7         | 0        | 0        | 1        | 4         | 0        | 0        | 0        | 2         | 0         | 0        | 0        | .444        | .778        | 0        |
| Granderson, Curtis | .333        | 4        | 15         | 4         | 5         | 10        | 2        | 0        | 1        | 2         | 0        | 0        | 4        | 2         | 1         | 0        | 0        | .474        | .667        | 0        |
| Guillen, Carlos    | .188        | 4        | 16         | 1         | 3         | 4         | 1        | 0        | 0        | 0         | 0        | 0        | 1        | 4         | 0         | 0        | 0        | .235        | .250        | 1        |
| Infante, Omar      | .500        | 1        | 2          | 0         | 1         | 1         | 0        | 0        | 0        | 0         | 0        | 0        | 1        | 1         | 1         | 0        | 0        | .667        | .500        | 0        |
| Inge, Brandon      | .333        | 4        | 12         | 3         | 4         | 8         | 1        | 0        | 1        | 3         | 0        | 1        | 0        | 3         | 3         | 0        | 0        | .438        | .667        | 0        |
| Monroe, Craig      | .429        | 4        | 14         | 5         | 6         | 11        | 2        | 0        | 1        | 4         | 0        | 1        | 0        | 3         | 4         | 0        | 0        | .500        | .786        | 0        |
| Ordoñez, Magglio   | .235        | 4        | 17         | 3         | 4         | 10        | 0        | 0        | 2        | 6         | 0        | 0        | 2        | 2         | 0         | 0        | 0        | .316        | .588        | 0        |
| Perez, Neifi       | .000        | 1        | 4          | 0         | 0         | 0         | 0        | 0        | 0        | 0         | 1        | 0        | 0        | 0         | 1         | 0        | 0        | .000        | .000        | 0        |
| Polanco, Placido   | .529        | 4        | 17         | 2         | 9         | 10        | 1        | 0        | 0        | 2         | 0        | 0        | 2        | 1         | 0         | 0        | 0        | .579        | .588        | 0        |
| Rodriguez, Ivan    | .125        | 4        | 16         | 2         | 2         | 5         | 0        | 0        | 1        | 1         | 0        | 0        | 0        | 1         | 4         | 0        | 0        | .176        | .313        | 0        |
| Santiago, Ramon    | .000        | 3        | 7          | 0         | 0         | 0         | 0        | 0        | 0        | 0         | 0        | 0        | 0        | 1         | 0         | 0        | 0        | .125        | .000        | 0        |
| Thames, Marcus     | .000        | 2        | 5          | 1         | 0         | 0         | 0        | 0        | 0        | 0         | 0        | 0        | 0        | 0         | 1         | 0        | 0        | .000        | .000        | 0        |
| <b>Totals</b>      | <b>.285</b> | <b>4</b> | <b>137</b> | <b>22</b> | <b>39</b> | <b>67</b> | <b>7</b> | <b>0</b> | <b>7</b> | <b>22</b> | <b>1</b> | <b>2</b> | <b>0</b> | <b>19</b> | <b>25</b> | <b>2</b> | <b>0</b> | <b>.367</b> | <b>.489</b> | <b>1</b> |

| Pitcher           | W-L        | ERA         | G        | GS       | CG       | SHO      | SV       | IP          | H         | AB         | R        | ER       | HR       | HB       | BB        | SO        | WP       | BK       | AVG         |
|-------------------|------------|-------------|----------|----------|----------|----------|----------|-------------|-----------|------------|----------|----------|----------|----------|-----------|-----------|----------|----------|-------------|
| Bonderman, Jeremy | 0-0        | 4.05        | 1        | 1        | 0        | 0        | 0        | 6.2         | 6         | 26         | 3        | 3        | 1        | 0        | 2         | 3         | 1        | 0        | .231        |
| Grilli, Jason     | 0-0        | 0.00        | 2        | 0        | 0        | 0        | 0        | 1.0         | 1         | 3          | 0        | 0        | 0        | 0        | 3         | 1         | 0        | 0        | .333        |
| Jones, Todd       | 0-0        | 0.00        | 3        | 0        | 0        | 0        | 2        | 3.0         | 3         | 12         | 0        | 0        | 0        | 0        | 1         | 2         | 0        | 0        | .250        |
| Ledezma, Wil      | 1-0        | 3.38        | 2        | 0        | 0        | 0        | 0        | 2.2         | 2         | 10         | 1        | 1        | 0        | 1        | 1         | 1         | 0        | 0        | .200        |
| Robertson, Nate   | 1-0        | 0.00        | 1        | 1        | 0        | 0        | 0        | 5.0         | 6         | 18         | 0        | 0        | 0        | 0        | 3         | 4         | 0        | 0        | .333        |
| Rodney, Fernando  | 0-0        | 0.00        | 3        | 0        | 0        | 0        | 0        | 3.2         | 1         | 11         | 0        | 0        | 0        | 0        | 1         | 4         | 0        | 0        | .091        |
| Rogers, Kenny     | 1-0        | 0.00        | 1        | 1        | 0        | 0        | 0        | 7.1         | 2         | 23         | 0        | 0        | 0        | 1        | 2         | 6         | 0        | 0        | .087        |
| Verlander, Justin | 1-0        | 6.75        | 1        | 1        | 0        | 0        | 0        | 5.1         | 7         | 23         | 4        | 4        | 2        | 0        | 1         | 6         | 1        | 1        | .304        |
| Walker, Jamie     | 0-0        | 0.00        | 1        | 0        | 0        | 0        | 0        | 0.1         | 0         | 1          | 0        | 0        | 0        | 0        | 0         | 1         | 0        | 0        | .000        |
| Zumaya, Joel      | 0-0        | 9.00        | 1        | 0        | 0        | 0        | 0        | 1.0         | 1         | 4          | 1        | 1        | 0        | 0        | 0         | 0         | 0        | 0        | .250        |
| <b>Totals</b>     | <b>4-0</b> | <b>2.25</b> | <b>4</b> | <b>4</b> | <b>0</b> | <b>1</b> | <b>2</b> | <b>36.0</b> | <b>29</b> | <b>131</b> | <b>9</b> | <b>9</b> | <b>4</b> | <b>1</b> | <b>14</b> | <b>28</b> | <b>2</b> | <b>1</b> | <b>.221</b> |

### TIGERS REACH THREE MILLION MARK IN 2013

The Tigers welcomed 3,083,397 fans to Comerica Park during the 2013 season, marking the second consecutive season and fourth time in club history the team surpassed the three million mark in attendance. The club surpassed the three million mark with 3,047,139 tickets sold during the 2007 season, established a single-season franchise record with 3,202,645 tickets sold during the 2008 season and sold 3,028,033 during the 2012 season.

Detroit sold out 34 of the club's home games at Comerica Park during the 2013 season, while the Tigers sold out 33 during the 2012 season and 27 of the club's home games at Comerica Park during the 2008 season.

Forty-one of Detroit's 81 home games at Comerica Park during the 2007 season were sellouts, including 14 straight home games June 29-August 4. The 14 straight sellouts established a Comerica Park record.







**DETROIT [CENTRAL] 3 -- NEW YORK [EAST] 2**

**Game 1 • September 30, 2011**

|          |                   |              |
|----------|-------------------|--------------|
|          |                   | <b>R H E</b> |
| DETROIT  | 1 0 0 0 0 0 0 2   | 3 7 0        |
| NEW YORK | 1 0 0 0 1 6 0 1 x | 9 11 0       |

**Pitchers:** Verlander, FISTER (2), Albuquerque (6), Perry (7), Schlereth (8) vs. Sabathia, NOVA (3), Ayala (9), Rivera (9)  
**HR:** Young (DET), Canó (NYY)  
**Attendance:** 50,940

**Game 2 • October 2, 2011**

|          |                   |              |
|----------|-------------------|--------------|
|          |                   | <b>R H E</b> |
| DETROIT  | 2 0 0 0 2 0 0 1   | 5 9 0        |
| NEW YORK | 0 0 0 0 0 0 0 1 2 | 3 5 1        |

**Pitchers:** SCHERZER, Benoit (7), Valverde (9) vs. GARCIA, Logan (6), Wade (7), Ayala (9)  
**HR:** Cabrera (DET), Granderson (NYY), Swisher (NYY)  
**Attendance:** 50,596

**Game 3 • October 3, 2011**

|          |                   |              |
|----------|-------------------|--------------|
|          |                   | <b>R H E</b> |
| NEW YORK | 2 0 0 0 0 0 2 0 0 | 4 6 0        |
| DETROIT  | 0 0 2 0 1 1 1 0 x | 5 8 0        |

**Pitchers:** Sabathia, SORIANO (6), Robertson (8) vs. VERLANDER, Valverde (9)  
**HR:** Young (DET)  
**Attendance:** 43,581

**Game 4 • October 4, 2011**

|          |                   |              |
|----------|-------------------|--------------|
|          |                   | <b>R H E</b> |
| NEW YORK | 0 0 2 0 2 0 0 6 0 | 10 13 0      |
| DETROIT  | 0 0 0 1 0 0 0 0 0 | 1 4 0        |

**Pitchers:** BURNETT, Soriano (6), Hughes (8), Logan (9) vs. PORCELLO, Coke (7), Albuquerque (8), Schlereth (8), Perry (8)  
**HR:** Martinez (DET)  
**Attendance:** 43,527

**Game 5 • October 6, 2011**

|          |                     |              |
|----------|---------------------|--------------|
|          |                     | <b>R H E</b> |
| DETROIT  | 2 0 0 0 1 0 0 0 0 0 | 3 8 0        |
| NEW YORK | 0 0 0 0 1 0 1 0 0   | 2 10 0       |

**Pitchers:** FISTER, Scherzer (6), Benoit (7), Valverde (9) vs. NOVA, Hughes (3), Logan (4), Sabathia (5), Soriano (6), Robertson (8), Rivera (9)  
**HR:** Kelly (DET), Young (DET), Canó (NYY)  
**Attendance:** 50,960

**TIGERS STATISTICS FROM THE 2011 ALDS**

| Player           | AVG         | G        | AB         | R         | H         | TB        | 2B       | 3B       | HR       | RBI       | SH       | SF       | HB       | BB        | SO        | SB       | CS       | OBP         | SLG         | E        |
|------------------|-------------|----------|------------|-----------|-----------|-----------|----------|----------|----------|-----------|----------|----------|----------|-----------|-----------|----------|----------|-------------|-------------|----------|
| Avila, Alex      | .063        | 5        | 16         | 0         | 1         | 1         | 0        | 0        | 0        | 1         | 1        | 0        | 0        | 2         | 7         | 0        | 0        | .167        | .063        | 0        |
| Betemit, Wilson  | .000        | 3        | 8          | 0         | 0         | 0         | 0        | 0        | 0        | 0         | 0        | 0        | 0        | 0         | 4         | 0        | 0        | .000        | .000        | 0        |
| Cabrera, Miguel  | .200        | 5        | 15         | 2         | 3         | 6         | 0        | 0        | 1        | 3         | 0        | 0        | 0        | 5         | 1         | 0        | .400     | .400        | 0           |          |
| Inge, Brandon    | .429        | 4        | 7          | 3         | 3         | 4         | 1        | 0        | 0        | 0         | 0        | 0        | 1        | 0         | 0         | 0        | .500     | .571        | 0           |          |
| Jackson, Austin  | .125        | 5        | 16         | 3         | 2         | 3         | 1        | 0        | 0        | 0         | 1        | 0        | 0        | 4         | 8         | 1        | 0        | .300        | .188        | 0        |
| Kelly, Don       | .364        | 4        | 11         | 3         | 4         | 7         | 0        | 0        | 1        | 2         | 0        | 0        | 0        | 0         | 4         | 0        | 0        | .364        | .636        | 0        |
| Martinez, Victor | .222        | 5        | 18         | 1         | 4         | 7         | 0        | 0        | 1        | 3         | 0        | 0        | 0        | 2         | 5         | 0        | 0        | .300        | .389        | 0        |
| Ordoñez, Magglio | .455        | 4        | 11         | 5         | 6         | 1         | 0        | 0        | 0        | 0         | 0        | 0        | 1        | 2         | 0         | 0        | .500     | .545        | 0           |          |
| Peralta, Jhonny  | .222        | 5        | 18         | 0         | 4         | 6         | 2        | 0        | 0        | 1         | 0        | 0        | 1        | 1         | 4         | 0        | 0        | .300        | .333        | 0        |
| Raburn, Ryan     | .400        | 3        | 5          | 0         | 2         | 2         | 0        | 0        | 0        | 1         | 0        | 0        | 0        | 0         | 3         | 0        | 0        | .400        | .400        | 0        |
| Santiago, Ramon  | .143        | 4        | 14         | 0         | 2         | 3         | 1        | 0        | 0        | 2         | 2        | 0        | 0        | 0         | 3         | 0        | 0        | .143        | .214        | 0        |
| Santos, Omir     | .000        | 1        | 0          | 0         | 0         | 0         | 0        | 0        | 0        | 0         | 0        | 0        | 0        | 0         | 0         | 0        | 0        | .000        | .000        | 0        |
| Young, Delmon    | .316        | 5        | 19         | 4         | 6         | 15        | 0        | 0        | 3        | 3         | 0        | 0        | 0        | 2         | 2         | 0        | 0        | .381        | .789        | 0        |
| <b>Totals</b>    | <b>.228</b> | <b>5</b> | <b>158</b> | <b>17</b> | <b>36</b> | <b>60</b> | <b>6</b> | <b>0</b> | <b>6</b> | <b>16</b> | <b>4</b> | <b>0</b> | <b>2</b> | <b>17</b> | <b>47</b> | <b>2</b> | <b>0</b> | <b>.311</b> | <b>.380</b> | <b>0</b> |

| Pitcher           | W-L        | ERA         | G        | GS       | CG       | SHO      | SV       | IP          | H         | AB         | R         | ER        | HR       | HB       | BB        | SO        | WP       | BK       | AVG         |
|-------------------|------------|-------------|----------|----------|----------|----------|----------|-------------|-----------|------------|-----------|-----------|----------|----------|-----------|-----------|----------|----------|-------------|
| Albuquerque, Al   | 0-0        | 81.00       | 2        | 0        | 0        | 0        | 0        | 0.1         | 2         | 3          | 3         | 3         | 1        | 0        | 1         | 0         | 0        | 1        | .667        |
| Benoit, Joaquin   | 0-0        | 2.45        | 2        | 0        | 0        | 0        | 0        | 3.2         | 4         | 15         | 1         | 1         | 1        | 0        | 1         | 6         | 0        | 0        | .267        |
| Coke, Phil        | 0-0        | 27.00       | 1        | 0        | 0        | 0        | 0        | 1.0         | 3         | 6          | 3         | 3         | 0        | 0        | 1         | 1         | 0        | 0        | .500        |
| Fister, Doug      | 1-1        | 6.52        | 2        | 1        | 0        | 0        | 0        | 9.2         | 12        | 41         | 7         | 7         | 1        | 0        | 4         | 10        | 0        | 1        | .293        |
| Perry, Ryan       | 0-0        | 0.00        | 2        | 0        | 0        | 0        | 0        | 2.1         | 3         | 9          | 0         | 0         | 0        | 0        | 0         | 2         | 0        | 0        | .333        |
| Porcello, Rick    | 0-1        | 6.00        | 1        | 1        | 0        | 0        | 0        | 6.0         | 5         | 22         | 4         | 4         | 0        | 2        | 1         | 5         | 0        | 0        | .227        |
| Scherzer, Max     | 1-0        | 1.23        | 2        | 1        | 0        | 0        | 0        | 7.1         | 4         | 26         | 1         | 1         | 0        | 1        | 4         | 7         | 0        | 0        | .154        |
| Schlereth, Daniel | 0-0        | 10.80       | 2        | 0        | 0        | 0        | 0        | 1.2         | 4         | 9          | 2         | 2         | 0        | 0        | 0         | 4         | 1        | 0        | .444        |
| Valverde, Jose    | 0-0        | 6.00        | 3        | 0        | 0        | 0        | 2        | 3.0         | 2         | 10         | 2         | 2         | 1        | 0        | 4         | 3         | 0        | 0        | .200        |
| Verlander, Justin | 1-0        | 5.00        | 2        | 2        | 0        | 0        | 0        | 9.0         | 6         | 32         | 5         | 5         | 0        | 1        | 5         | 12        | 1        | 0        | .188        |
| <b>Totals</b>     | <b>3-2</b> | <b>5.73</b> | <b>5</b> | <b>5</b> | <b>0</b> | <b>0</b> | <b>2</b> | <b>44.0</b> | <b>45</b> | <b>173</b> | <b>28</b> | <b>28</b> | <b>4</b> | <b>4</b> | <b>21</b> | <b>50</b> | <b>2</b> | <b>2</b> | <b>.260</b> |



# 2011 ALCS

## TEXAS (WEST) 4 -- DETROIT (CENTRAL) 2

### Game 1 • October 8, 2011

|         | R | H | E |
|---------|---|---|---|
| DETROIT | 0 | 0 | 0 |
| TEXAS   | 2 | 7 | 1 |
|         | 3 | 6 | 0 |

**Pitchers:** VERLANDER, Porcello (5), Coke (7), Perry (7) vs. Wilson, Gonzalez (5), OGANDO (6), Oliver (8), Adams (8), Feliz (9)  
**HR:** Cruz (TEX)  
**Attendance:** 50,114

### Game 2 • October 10, 2011

|         | R | H  | E |
|---------|---|----|---|
| DETROIT | 0 | 0  | 3 |
| TEXAS   | 3 | 8  | 0 |
|         | 7 | 11 | 1 |

**Pitchers:** Scherzer, Coke (7), Benoit (7), Valverde (9), PERRY (11) vs. Holland, Feldman (3), Ogando (8), Gonzalez (9), Feliz (9), ADAMS (11)  
**HR:** Raburn (DET), Cruz 2 (TEX)  
**Attendance:** 51,227

### Game 3 • October 11, 2011

|         | R | H  | E |
|---------|---|----|---|
| TEXAS   | 1 | 0  | 2 |
| DETROIT | 2 | 8  | 0 |
|         | 5 | 11 | 0 |

**Pitchers:** LEWIS, Uehara (6), Oliver (7), Tateyama (8) vs. FISTER, Benoit (8), Valverde (9)  
**HR:** Cabrera (DET), Martinez (DET), Peralta (DET)  
**Attendance:** 41,905

### Game 4 • October 12, 2011

|         | R | H | E |
|---------|---|---|---|
| TEXAS   | 0 | 7 | 1 |
| DETROIT | 3 | 5 | 1 |

**Pitchers:** Harrison, Ogando (6), Adams (8), Oliver (9), FELDMAN (10), Feliz (11) vs. Porcello, Alburquerque (7), Benoit (8), VALVERDE (10), Coke (11)  
**HR:** Cruz (TEX), Inge (DET)  
**Attendance:** 42,234

### Game 5 • October 13, 2011

|         | R | H  | E |
|---------|---|----|---|
| TEXAS   | 5 | 10 | 1 |
| DETROIT | 7 | 10 | 1 |

**Pitchers:** WILSON, Uehara (7), Gonzalez (7), Adams (8) vs. VERLANDER, Coke (8)  
**HR:** Cruz (TEX), Raburn (DET), Young 2 (DET), Avila (DET)  
**Attendance:** 41,908

### Game 6 • October 15, 2011

|         | R  | H  | E |
|---------|----|----|---|
| DETROIT | 5  | 10 | 2 |
| TEXAS   | 15 | 17 | 0 |

**Pitchers:** SCHERZER, Schlereth (3), Porcello (3), Perry (3), Penny (6), Alburquerque (7) vs. Holland, Feldman (5), OGANDO (6), Adams (8), Feliz (9)  
**HR:** Jackson (DET), Cabrera 2 (DET), Peralta (DET) Young (TEX), Cruz (TEX)  
**Attendance:** 51,508

### TIGERS STATISTICS FROM THE 2011 ALCS

| Player           | AVG         | G        | AB         | R         | H         | TB         | 2B       | 3B       | HR        | RBI       | SH       | SF       | HB       | BB        | SO        | SB       | CS       | OBP         | SLG         | E        |
|------------------|-------------|----------|------------|-----------|-----------|------------|----------|----------|-----------|-----------|----------|----------|----------|-----------|-----------|----------|----------|-------------|-------------|----------|
| Avila, Alex      | .080        | 6        | 25         | 1         | 2         | 5          | 0        | 0        | 1         | 1         | 0        | 0        | 0        | 0         | 9         | 0        | 0        | .080        | .200        | 0        |
| Betemit, Wilson  | .000        | 1        | 1          | 0         | 0         | 0          | 0        | 0        | 0         | 0         | 0        | 0        | 0        | 0         | 1         | 0        | 0        | .000        | .000        | 0        |
| Cabrera, Miguel  | .400        | 6        | 20         | 5         | 8         | 21         | 4        | 0        | 3         | 7         | 0        | 0        | 0        | 7         | 6         | 1        | 0        | .556        | 1.050       | 0        |
| Dirks, Andy      | .200        | 2        | 5          | 1         | 1         | 1          | 0        | 0        | 0         | 0         | 0        | 0        | 0        | 0         | 1         | 1        | 0        | .200        | .200        | 0        |
| Inge, Brandon    | .267        | 6        | 15         | 3         | 4         | 7          | 0        | 0        | 1         | 1         | 1        | 0        | 0        | 3         | 3         | 0        | 0        | .389        | .467        | 0        |
| Jackson, Austin  | .240        | 6        | 25         | 3         | 6         | 10         | 1        | 0        | 1         | 4         | 0        | 0        | 1        | 3         | 11        | 0        | 1        | .345        | .400        | 1        |
| Kelly, Don       | .222        | 5        | 9          | 0         | 2         | 3          | 1        | 0        | 0         | 0         | 0        | 0        | 0        | 0         | 0         | 0        | 0        | .222        | .333        | 0        |
| Martinez, Victor | .273        | 6        | 22         | 3         | 6         | 11         | 0        | 1        | 1         | 2         | 0        | 0        | 1        | 3         | 1         | 0        | 0        | .385        | .500        | 0        |
| Ordoñez, Magglio | .000        | 1        | 2          | 0         | 0         | 0          | 0        | 0        | 0         | 0         | 0        | 0        | 0        | 1         | 1         | 0        | 0        | .333        | .000        | 0        |
| Peralta, Jhonny  | .217        | 6        | 23         | 2         | 5         | 12         | 1        | 0        | 2         | 2         | 1        | 0        | 0        | 1         | 4         | 0        | 0        | .250        | .522        | 0        |
| Raburn, Ryan     | .261        | 6        | 23         | 4         | 6         | 13         | 1        | 0        | 2         | 4         | 0        | 0        | 0        | 4         | 4         | 0        | 0        | .370        | .565        | 1        |
| Santiago, Ramon  | .375        | 6        | 24         | 1         | 9         | 10         | 1        | 0        | 0         | 0         | 0        | 0        | 0        | 0         | 4         | 0        | 0        | .375        | .417        | 1        |
| Worth, Danny     | .000        | 1        | 0          | 0         | 0         | 0          | 0        | 0        | 0         | 0         | 0        | 0        | 0        | 0         | 0         | 0        | 0        | .000        | .000        | 0        |
| Young, Delmon    | .133        | 4        | 15         | 2         | 2         | 8          | 0        | 0        | 2         | 3         | 0        | 0        | 0        | 0         | 5         | 0        | 0        | .133        | .533        | 1        |
| <b>Totals</b>    | <b>.244</b> | <b>6</b> | <b>209</b> | <b>25</b> | <b>51</b> | <b>101</b> | <b>9</b> | <b>1</b> | <b>13</b> | <b>24</b> | <b>2</b> | <b>0</b> | <b>2</b> | <b>22</b> | <b>50</b> | <b>2</b> | <b>1</b> | <b>.322</b> | <b>.483</b> | <b>5</b> |

| Pitcher           | W-L        | ERA         | G        | GS       | CG       | SHO      | SV       | IP          | H         | AB         | R         | ER        | HR       | HB       | BB        | SO        | WP       | BK       | AVG         |
|-------------------|------------|-------------|----------|----------|----------|----------|----------|-------------|-----------|------------|-----------|-----------|----------|----------|-----------|-----------|----------|----------|-------------|
| Alburquerque, Al  | 0-0        | 0.00        | 2        | 0        | 0        | 0        | 0        | 1.2         | 0         | 5          | 0         | 0         | 0        | 0        | 2         | 2         | 1        | 0        | .000        |
| Benoit, Joaquin   | 0-0        | 0.00        | 3        | 0        | 0        | 0        | 0        | 4.0         | 0         | 10         | 0         | 0         | 0        | 0        | 2         | 3         | 0        | 0        | .000        |
| Coke, Phil        | 0-0        | 2.70        | 4        | 0        | 0        | 0        | 1        | 3.1         | 3         | 13         | 1         | 1         | 0        | 0        | 1         | 2         | 0        | 0        | .231        |
| Fister, Doug      | 1-0        | 2.45        | 1        | 1        | 0        | 0        | 0        | 7.1         | 7         | 25         | 2         | 2         | 0        | 1        | 0         | 3         | 0        | 0        | .280        |
| Penny, Brad       | 0-0        | 27.00       | 1        | 0        | 0        | 0        | 0        | 1.2         | 7         | 12         | 5         | 5         | 2        | 0        | 2         | 1         | 1        | 0        | .583        |
| Perry, Ryan       | 0-1        | 9.00        | 3        | 0        | 0        | 0        | 0        | 4.0         | 6         | 17         | 5         | 4         | 1        | 0        | 0         | 1         | 0        | 0        | .353        |
| Porcello, Rick    | 0-0        | 4.00        | 3        | 1        | 0        | 0        | 0        | 9.0         | 10        | 37         | 5         | 4         | 0        | 0        | 1         | 7         | 0        | 0        | .270        |
| Scherzer, Max     | 0-1        | 9.72        | 2        | 2        | 0        | 0        | 0        | 8.1         | 11        | 36         | 9         | 9         | 1        | 0        | 5         | 7         | 0        | 0        | .306        |
| Schlereth, Daniel | 0-0        | ---         | 1        | 0        | 0        | 0        | 0        | 0.0         | 1         | 1          | 1         | 1         | 0        | 0        | 0         | 0         | 0        | 0        | 1.000       |
| Valverde, Jose    | 0-1        | 8.31        | 3        | 0        | 0        | 0        | 1        | 4.1         | 5         | 17         | 4         | 4         | 1        | 1        | 2         | 3         | 0        | 0        | .294        |
| Verlander, Justin | 1-1        | 5.56        | 2        | 2        | 0        | 0        | 0        | 11.1        | 13        | 47         | 7         | 7         | 2        | 0        | 5         | 13        | 1        | 0        | .277        |
| <b>Totals</b>     | <b>2-4</b> | <b>6.05</b> | <b>6</b> | <b>6</b> | <b>0</b> | <b>0</b> | <b>2</b> | <b>55.0</b> | <b>63</b> | <b>220</b> | <b>39</b> | <b>37</b> | <b>7</b> | <b>2</b> | <b>20</b> | <b>42</b> | <b>3</b> | <b>0</b> | <b>.286</b> |



**DETROIT (CENTRAL) 3 -- OAKLAND (WEST) 2**

**Game 1 • October 6, 2012**

|         |                 |              |
|---------|-----------------|--------------|
|         |                 | <b>R H E</b> |
| OAKLAND | 1 0 0 0 0 0 0   | 1 4 1        |
| DETROIT | 1 0 1 0 1 0 0 x | 3 7 0        |

**Pitchers:** PARKER, Neshek (7), Blevins (8) vs. VERLANDER, Benoit (8), Valverde (9)  
**HR:** Crisp (OAK), Avila (DET)  
**Attendance:** 43,323

**Game 2 • October 7, 2012**

|         |                   |              |
|---------|-------------------|--------------|
|         |                   | <b>R H E</b> |
| OAKLAND | 0 0 1 0 0 0 1 2 0 | 4 9 1        |
| DETROIT | 0 0 1 0 0 0 2 1 1 | 5 11 0       |

**Pitchers:** Milone, Doolittle (7), Cook (8), BALFOUR (9) vs. Fister, Benoit (8), Coke (9), ALBUQUERQUE (9)  
**HR:** Reddick (OAK)  
**Attendance:** 40,684

**Game 3 • October 9, 2012**

|         |                   |              |
|---------|-------------------|--------------|
|         |                   | <b>R H E</b> |
| DETROIT | 0 0 0 0 0 0 0 0   | 0 4 0        |
| OAKLAND | 1 0 0 0 1 0 0 0 x | 2 5 0        |

**Pitchers:** SANCHEZ, Dotel (7), Coke (8), Porcello (8) vs. ANDERSON, Cook (7), Doolittle (8), Balfour (9)  
**HR:** Smith (OAK)  
**Attendance:** 37,090

**Game 4 • October 10, 2012**

|         |                   |              |
|---------|-------------------|--------------|
|         |                   | <b>R H E</b> |
| DETROIT | 0 0 1 1 0 0 0 1 0 | 3 10 1       |
| OAKLAND | 0 0 0 0 0 1 0 0 3 | 4 8 0        |

**Pitchers:** Scherzer, Dotel (6), Coke (6), Alburquerque (7), Benoit (8), VALVERDE (9) vs. Griffin, Blevins (6), Doolittle (8), COOK (8)  
**HR:** Fielder (DET)  
**Attendance:** 36,385

**Game 5 • October 11, 2012**

|         |                   |              |
|---------|-------------------|--------------|
|         |                   | <b>R H E</b> |
| DETROIT | 0 0 2 0 0 0 4 0 0 | 6 9 0        |
| OAKLAND | 0 0 0 0 0 0 0 0 0 | 0 4 1        |

**Pitchers:** VERLANDER vs. PARKER, Cook (7), Blevins (7), Scribner (8)  
**Attendance:** 36,393

**TIGERS STATISTICS FROM THE 2012 ALDS**

| Player          | AVG         | G        | AB         | R         | H         | TB        | 2B       | 3B       | HR       | RBI       | SH       | SF       | HB       | BB       | SO        | SB       | CS       | OBP         | SLG         | E        |
|-----------------|-------------|----------|------------|-----------|-----------|-----------|----------|----------|----------|-----------|----------|----------|----------|----------|-----------|----------|----------|-------------|-------------|----------|
| Avila, Alex     | .250        | 4        | 12         | 2         | 3         | 7         | 1        | 0        | 1        | 1         | 0        | 0        | 0        | 0        | 6         | 0        | 0        | .250        | .583        | 0        |
| Berry, Quintin  | .300        | 4        | 10         | 1         | 3         | 4         | 1        | 0        | 0        | 0         | 1        | 0        | 0        | 1        | 3         | 1        | 0        | .364        | .400        | 0        |
| Cabrera, Miguel | .250        | 5        | 20         | 1         | 5         | 7         | 2        | 0        | 0        | 1         | 0        | 0        | 1        | 1        | 1         | 0        | 0        | .318        | .350        | 0        |
| Dirks, Andy     | .294        | 5        | 17         | 0         | 5         | 6         | 1        | 0        | 0        | 0         | 1        | 0        | 0        | 0        | 3         | 1        | 0        | .294        | .353        | 0        |
| Fielder, Prince | .190        | 5        | 21         | 1         | 4         | 7         | 0        | 0        | 1        | 2         | 0        | 0        | 0        | 1        | 2         | 0        | 0        | .227        | .333        | 1        |
| Garcia, Avisail | .143        | 5        | 7          | 0         | 1         | 1         | 0        | 0        | 0        | 1         | 0        | 0        | 0        | 1        | 2         | 0        | 0        | .250        | .143        | 0        |
| Infante, Omar   | .353        | 5        | 17         | 6         | 6         | 7         | 1        | 0        | 0        | 0         | 1        | 0        | 0        | 1        | 6         | 1        | 0        | .389        | .412        | 0        |
| Jackson, Austin | .250        | 5        | 20         | 4         | 5         | 7         | 2        | 0        | 0        | 3         | 1        | 0        | 0        | 1        | 7         | 0        | 0        | .286        | .350        | 0        |
| Kelly, Don      | .000        | 1        | 0          | 1         | 0         | 0         | 0        | 0        | 0        | 1         | 0        | 1        | 0        | 0        | 0         | 0        | 0        | .000        | .000        | 0        |
| Laird, Gerald   | .000        | 2        | 5          | 0         | 0         | 0         | 0        | 0        | 0        | 0         | 0        | 0        | 1        | 0        | 3         | 0        | 0        | .167        | .000        | 0        |
| Peralta, Jhonny | .294        | 5        | 17         | 1         | 5         | 5         | 0        | 0        | 0        | 0         | 0        | 0        | 0        | 1        | 3         | 1        | 0        | .333        | .294        | 0        |
| Worth, Danny    | .000        | 1        | 0          | 0         | 0         | 0         | 0        | 0        | 0        | 0         | 0        | 0        | 0        | 0        | 0         | 0        | 0        | .000        | .000        | 0        |
| Young, Delmon   | .235        | 5        | 17         | 0         | 4         | 4         | 0        | 0        | 0        | 2         | 0        | 0        | 1        | 0        | 3         | 0        | 1        | .278        | .235        | 0        |
| <b>Totals</b>   | <b>.252</b> | <b>5</b> | <b>163</b> | <b>17</b> | <b>41</b> | <b>55</b> | <b>8</b> | <b>0</b> | <b>2</b> | <b>11</b> | <b>4</b> | <b>1</b> | <b>3</b> | <b>7</b> | <b>39</b> | <b>4</b> | <b>1</b> | <b>.293</b> | <b>.337</b> | <b>1</b> |

| Pitcher           | W-L        | ERA         | G        | GS       | CG       | SHO      | SV       | IP          | H         | AB         | R         | ER        | HR       | HB       | BB        | SO        | WP       | BK       | AVG         |
|-------------------|------------|-------------|----------|----------|----------|----------|----------|-------------|-----------|------------|-----------|-----------|----------|----------|-----------|-----------|----------|----------|-------------|
| Alburquerque, Al  | 1-0        | 0.00        | 2        | 0        | 0        | 0        | 0        | 1.1         | 0         | 4          | 0         | 0         | 0        | 0        | 0         | 1         | 0        | 0        | .000        |
| Benoit, Joaquin   | 0-0        | 6.00        | 3        | 0        | 0        | 0        | 0        | 3.0         | 4         | 13         | 2         | 2         | 1        | 0        | 1         | 2         | 1        | 0        | .308        |
| Coke, Phil        | 0-0        | 0.00        | 3        | 0        | 0        | 0        | 0        | 1.2         | 1         | 6          | 0         | 0         | 0        | 0        | 2         | 1         | 0        | 0        | .167        |
| Dotel, Octavio    | 0-0        | 0.00        | 2        | 0        | 0        | 0        | 0        | 1.0         | 0         | 3          | 0         | 0         | 0        | 0        | 1         | 2         | 0        | 0        | .000        |
| Fister, Doug      | 0-0        | 2.57        | 1        | 1        | 0        | 0        | 0        | 7.0         | 6         | 24         | 2         | 2         | 2        | 2        | 2         | 8         | 0        | 0        | .250        |
| Porcello, Rick    | 0-0        | 0.00        | 1        | 0        | 0        | 0        | 0        | 0.1         | 0         | 1          | 0         | 0         | 0        | 0        | 0         | 0         | 0        | 0        | .000        |
| Sanchez, Anibal   | 0-1        | 2.84        | 1        | 1        | 0        | 0        | 0        | 6.1         | 5         | 22         | 2         | 2         | 1        | 0        | 2         | 3         | 0        | 0        | .227        |
| Scherzer, Max     | 0-0        | 0.00        | 1        | 1        | 0        | 0        | 0        | 5.1         | 3         | 19         | 1         | 0         | 0        | 0        | 1         | 8         | 1        | 0        | .158        |
| Valverde, Jose    | 0-1        | 16.20       | 2        | 0        | 0        | 0        | 1        | 1.2         | 4         | 9          | 3         | 3         | 0        | 0        | 0         | 3         | 0        | 0        | .444        |
| Verlander, Justin | 2-0        | 0.56        | 2        | 2        | 1        | 1        | 0        | 16.0        | 7         | 54         | 1         | 1         | 1        | 0        | 5         | 22        | 0        | 0        | .130        |
| <b>Totals</b>     | <b>3-2</b> | <b>2.06</b> | <b>5</b> | <b>5</b> | <b>1</b> | <b>1</b> | <b>1</b> | <b>43.2</b> | <b>30</b> | <b>155</b> | <b>11</b> | <b>10</b> | <b>3</b> | <b>2</b> | <b>14</b> | <b>50</b> | <b>2</b> | <b>0</b> | <b>.194</b> |



# 2012 ALCS

## DETROIT (CENTRAL) 4 -- NEW YORK (EAST) 0

### Game 1 • October 13, 2012

|          |   |   |   |   |   |   |   |   |   |   |   |   |   |   |
|----------|---|---|---|---|---|---|---|---|---|---|---|---|---|---|
| DETROIT  | 0 | 0 | 0 | 0 | 2 | 0 | 2 | 0 | 0 | 0 | 2 | R | H | E |
| NEW YORK | 0 | 0 | 0 | 0 | 0 | 0 | 4 | 0 | 0 | 0 | 0 | 4 | 1 | 1 |

**Pitchers:** Fister, Coke (7), Benoit (8) Valverde (9), Dotel (9), SMYLY (11) vs. Pettitte, Lowe (7), Logan (8), Eppley (9), Rapada (9), Soriano (10), Robertson (11), PHELPS (12)

**HR:** Young (DET), Suzuki (NYY), Ibanez (NYY)  
**Attendance:** 47,122

### Game 2 • October 14, 2012

|          |   |   |   |   |   |   |   |   |   |   |
|----------|---|---|---|---|---|---|---|---|---|---|
| DETROIT  | 0 | 0 | 0 | 0 | 1 | 2 | 0 | R | H | E |
| NEW YORK | 0 | 0 | 0 | 0 | 0 | 0 | 0 | 3 | 8 | 1 |
|          |   |   |   |   |   |   |   | 0 | 4 | 0 |

**Pitchers:** SANCHEZ, Coke (8) vs. KURODA, Logan (8), Chamberlain (8), Rapada (8), Eppley (8)  
**Attendance:** 47,082

### Game 3 • October 16, 2012

|          |   |   |   |   |   |   |   |   |   |   |
|----------|---|---|---|---|---|---|---|---|---|---|
| NEW YORK | 0 | 0 | 0 | 0 | 0 | 0 | 1 | R | H | E |
| DETROIT  | 0 | 0 | 1 | 1 | 0 | 0 | 0 | 1 | 5 | 1 |
|          |   |   |   |   |   |   |   | 2 | 7 | 0 |

**Pitchers:** HUGHES, Phelps (4), Rapada (5), Eppley (5), Logan (6) Chamberlain (8) vs. VERLANDER, Coke (9)

**HR:** Nunez (NYY), Young (DET)  
**Attendance:** 42,490

### Game 4 • October 18, 2012

|          |   |   |   |   |   |   |   |   |    |   |
|----------|---|---|---|---|---|---|---|---|----|---|
| NEW YORK | 0 | 0 | 0 | 0 | 1 | 0 | 0 | R | H  | E |
| DETROIT  | 1 | 0 | 1 | 4 | 0 | 1 | 1 | 1 | 2  | 2 |
|          |   |   |   |   |   |   |   | 8 | 16 | 1 |

**Pitchers:** SABATHIA, Eppley (4), Rapada (5), Chamberlain (6), Lowe (7), Robertson (8) vs. SCHERZER, Smyly (6), Dotel (7), Coke (8)

**HR:** Jackson (DET), Cabrera (DET), Peralta 2 (DET)  
**Attendance:** 42,477

### TIGERS STATISTICS FROM THE 2012 ALCS

| Player          | AVG         | G        | AB         | R         | H         | TB        | 2B       | 3B       | HR       | RBI       | SH       | SF       | HB       | BB        | SO        | SB       | CS       | OBP         | SLG         | E        |
|-----------------|-------------|----------|------------|-----------|-----------|-----------|----------|----------|----------|-----------|----------|----------|----------|-----------|-----------|----------|----------|-------------|-------------|----------|
| Avila, Alex     | .200        | 3        | 10         | 0         | 2         | 2         | 0        | 0        | 0        | 0         | 0        | 0        | 0        | 0         | 4         | 0        | 0        | .200        | .200        | 0        |
| Berry, Quintin  | .250        | 3        | 8          | 2         | 2         | 3         | 1        | 0        | 0        | 0         | 0        | 0        | 0        | 0         | 1         | 1        | 0        | .250        | .375        | 0        |
| Cabrera, Miguel | .313        | 4        | 16         | 3         | 5         | 9         | 1        | 0        | 1        | 4         | 0        | 0        | 3        | 2         | 0         | 0        | 0        | .421        | .563        | 0        |
| Dirks, Andy     | .222        | 4        | 18         | 0         | 4         | 5         | 1        | 0        | 0        | 1         | 0        | 0        | 0        | 1         | 2         | 0        | 0        | .263        | .278        | 0        |
| Fielder, Prince | .235        | 4        | 17         | 1         | 4         | 4         | 0        | 0        | 0        | 1         | 0        | 0        | 0        | 2         | 5         | 0        | 0        | .316        | .235        | 1        |
| Garcia, Avisail | .455        | 4        | 11         | 0         | 5         | 6         | 1        | 0        | 0        | 3         | 0        | 0        | 0        | 1         | 1         | 0        | 0        | .455        | .545        | 0        |
| Infante, Omar   | .222        | 4        | 18         | 3         | 4         | 4         | 0        | 0        | 0        | 0         | 0        | 0        | 0        | 1         | 3         | 1        | 0        | .263        | .222        | 1        |
| Jackson, Austin | .353        | 4        | 17         | 3         | 6         | 12        | 1        | 1        | 1        | 1         | 0        | 0        | 0        | 2         | 3         | 0        | 0        | .421        | .706        | 0        |
| Kelly, Don      | .000        | 1        | 0          | 1         | 0         | 0         | 0        | 0        | 0        | 0         | 0        | 0        | 0        | 0         | 0         | 0        | 0        | .000        | .000        | 0        |
| Laird, Gerald   | .125        | 2        | 8          | 0         | 1         | 1         | 0        | 0        | 0        | 0         | 0        | 0        | 0        | 0         | 1         | 0        | 0        | .125        | .125        | 0        |
| Peralta, Jhonny | .389        | 4        | 18         | 3         | 7         | 14        | 1        | 0        | 2        | 3         | 0        | 0        | 1        | 3         | 0         | 0        | 0        | .421        | .778        | 0        |
| Young, Delmon   | .353        | 4        | 17         | 3         | 6         | 13        | 1        | 0        | 2        | 6         | 0        | 0        | 0        | 2         | 5         | 0        | 0        | .421        | .765        | 0        |
| <b>Totals</b>   | <b>.291</b> | <b>4</b> | <b>158</b> | <b>19</b> | <b>46</b> | <b>73</b> | <b>7</b> | <b>1</b> | <b>6</b> | <b>19</b> | <b>0</b> | <b>0</b> | <b>0</b> | <b>12</b> | <b>30</b> | <b>3</b> | <b>0</b> | <b>.341</b> | <b>.462</b> | <b>3</b> |

| Pitcher           | W-L        | ERA         | G        | GS       | CG       | SHO      | SV       | IP          | H         | AB         | R        | ER       | HR       | HB       | BB        | SO        | WP       | BK       | AVG         |
|-------------------|------------|-------------|----------|----------|----------|----------|----------|-------------|-----------|------------|----------|----------|----------|----------|-----------|-----------|----------|----------|-------------|
| Benoit, Joaquin   | 0-0        | 0.00        | 1        | 0        | 0        | 0        | 0        | 0.2         | 1         | 3          | 0        | 0        | 0        | 0        | 0         | 0         | 0        | 0        | .333        |
| Coke, Phil        | 0-0        | 0.00        | 4        | 0        | 0        | 0        | 2        | 5.2         | 3         | 20         | 0        | 0        | 0        | 0        | 0         | 4         | 0        | 0        | .150        |
| Dotel, Octavio    | 0-0        | 0.00        | 2        | 0        | 0        | 0        | 0        | 2.1         | 0         | 7          | 0        | 0        | 0        | 0        | 2         | 3         | 0        | 0        | .000        |
| Fister, Doug      | 0-0        | 0.00        | 1        | 1        | 0        | 0        | 0        | 6.1         | 6         | 25         | 0        | 0        | 0        | 0        | 4         | 5         | 0        | 0        | .240        |
| Sanchez, Anibal   | 1-0        | 0.00        | 1        | 1        | 0        | 0        | 0        | 7.0         | 3         | 24         | 0        | 0        | 0        | 0        | 3         | 7         | 0        | 0        | .125        |
| Scherzer, Max     | 1-0        | 1.59        | 1        | 1        | 0        | 0        | 0        | 5.2         | 2         | 20         | 1        | 1        | 0        | 0        | 2         | 10        | 0        | 0        | .100        |
| Smyly, Drew       | 1-0        | 0.00        | 2        | 0        | 0        | 0        | 0        | 2.1         | 1         | 8          | 0        | 0        | 0        | 0        | 0         | 2         | 0        | 0        | .125        |
| Valverde, Jose    | 0-0        | 54.00       | 1        | 0        | 0        | 0        | 0        | 0.2         | 3         | 5          | 4        | 4        | 2        | 0        | 1         | 2         | 0        | 0        | .600        |
| Verlander, Justin | 1-0        | 1.08        | 1        | 1        | 0        | 0        | 0        | 8.1         | 3         | 28         | 1        | 1        | 1        | 1        | 0         | 0         | 3        | 0        | .107        |
| <b>Totals</b>     | <b>4-0</b> | <b>1.38</b> | <b>4</b> | <b>4</b> | <b>0</b> | <b>1</b> | <b>2</b> | <b>39.0</b> | <b>22</b> | <b>140</b> | <b>6</b> | <b>6</b> | <b>3</b> | <b>0</b> | <b>12</b> | <b>36</b> | <b>0</b> | <b>0</b> | <b>.157</b> |

### ROOKIE WINNING WAYS

Zach Miner, Justin Verlander and Joel Zumaya combined to win 30 games as rookies during the 2006 season, marking the fourth-highest win total by club rookies in Tigers history. The following is a list of the top rookie win totals in club history.

| Year | Wins |
|------|------|
| 1901 | 43   |
| 1922 | 37   |
| 1942 | 31   |
| 2006 | 30   |
| 1913 | 29   |
| 1937 | 29   |

# 2012 WORLD SERIES



## SAN FRANCISCO (NL) 4 -- DETROIT (AL) 0

### Game 1 • October 24, 2012

|               |   |   |   |
|---------------|---|---|---|
|               | R | H | E |
| DETROIT       | 0 | 0 | 0 |
| SAN FRANCISCO | 1 | 0 | 3 |

**Pitchers:** VERLANDER, Albuquerque (5), Valverde (7), Benoit (7), Porcello (8) vs. ZITO, Lincecum (6), Mijares (9), Kontos (9), Affeldt (9)  
**HR:** Peralta (DET), Sandoval 3 (SF)  
**Attendance:** 42,855

### Game 2 • October 25, 2012

|               |   |   |   |
|---------------|---|---|---|
|               | R | H | E |
| DETROIT       | 0 | 0 | 0 |
| SAN FRANCISCO | 0 | 2 | 5 |

**Pitchers:** FISTER, Smyly (7), Dotel (8), Coke (8) vs. BUMGARDNER, Casilla (8), Romo (9)  
**Attendance:** 42,982

### Game 3 • October 27, 2012

|               |   |   |   |
|---------------|---|---|---|
|               | R | H | E |
| SAN FRANCISCO | 0 | 2 | 0 |
| DETROIT       | 0 | 0 | 5 |

**Pitchers:** VOGELSONG, Lincecum (6), Romo (9) vs. SANCHEZ, Benoit (8), Coke (9)  
**Attendance:** 42,262

### Game 4 • October 28, 2012

|               |   |   |   |
|---------------|---|---|---|
|               | R | H | E |
| SAN FRANCISCO | 0 | 1 | 0 |
| DETROIT       | 0 | 2 | 5 |

**Pitchers:** Cain, Affeldt (8), CASILLA (9), Romo (10) vs. Scherzer, Smyly (7), Dotel (7), Coke (9)  
**HR:** Posey (SF), Cabrera (DET), Young (DET)  
**Attendance:** 42,152

### TIGERS STATISTICS FROM THE 2012 WORLD SERIES

| Player            | AVG         | G        | AB         | R        | H         | TB        | 2B       | 3B       | HR       | RBI      | SH       | SF       | HB       | BB        | SO        | SB       | CS       | OBP         | SLG         | E        |
|-------------------|-------------|----------|------------|----------|-----------|-----------|----------|----------|----------|----------|----------|----------|----------|-----------|-----------|----------|----------|-------------|-------------|----------|
| Avila, Alex       | .143        | 2        | 7          | 0        | 1         | 1         | 0        | 0        | 0        | 0        | 0        | 0        | 0        | 1         | 2         | 0        | 0        | .250        | .143        | 0        |
| Berry, Quintin    | .000        | 4        | 8          | 0        | 0         | 0         | 0        | 0        | 0        | 0        | 0        | 0        | 0        | 1         | 2         | 0        | 0        | .111        | .000        | 0        |
| Cabrera, Miguel   | .231        | 4        | 13         | 1        | 3         | 6         | 0        | 0        | 1        | 3        | 0        | 0        | 0        | 3         | 4         | 0        | 0        | .375        | .462        | 0        |
| Dirks, Andy       | .111        | 4        | 9          | 0        | 1         | 1         | 0        | 0        | 0        | 0        | 0        | 0        | 0        | 1         | 2         | 0        | 0        | .200        | .111        | 0        |
| Fielder, Prince   | .071        | 4        | 14         | 0        | 1         | 1         | 0        | 0        | 0        | 0        | 0        | 0        | 1        | 0         | 4         | 0        | 0        | .133        | .071        | 0        |
| Fister, Doug      | .000        | 1        | 2          | 0        | 0         | 0         | 0        | 0        | 0        | 0        | 0        | 0        | 0        | 0         | 1         | 0        | 0        | .000        | .000        | 0        |
| Garcia, Avisail   | .000        | 3        | 5          | 0        | 0         | 0         | 0        | 0        | 0        | 0        | 0        | 0        | 0        | 1         | 2         | 0        | 0        | .167        | .000        | 0        |
| Infante, Omar     | .333        | 4        | 15         | 0        | 5         | 5         | 0        | 0        | 0        | 0        | 0        | 0        | 1        | 0         | 4         | 0        | 1        | .375        | .333        | 0        |
| Jackson, Austin   | .231        | 4        | 13         | 2        | 3         | 4         | 1        | 0        | 0        | 0        | 0        | 0        | 0        | 4         | 6         | 0        | 0        | .412        | .308        | 1        |
| Kelly, Don        | .000        | 2        | 1          | 0        | 0         | 0         | 0        | 0        | 0        | 0        | 0        | 0        | 0        | 0         | 1         | 0        | 0        | .000        | .000        | 0        |
| Laird, Gerald     | .000        | 2        | 7          | 0        | 0         | 0         | 0        | 0        | 0        | 0        | 0        | 0        | 0        | 0         | 1         | 0        | 0        | .000        | .000        | 0        |
| Peralta, Jhonny   | .067        | 4        | 15         | 1        | 1         | 4         | 0        | 0        | 1        | 2        | 0        | 0        | 0        | 0         | 3         | 0        | 0        | .067        | .267        | 0        |
| Santiago, Ramon   | .000        | 1        | 1          | 0        | 0         | 0         | 0        | 0        | 0        | 0        | 0        | 0        | 0        | 0         | 0         | 0        | 0        | .000        | .000        | 0        |
| Verlander, Justin | .000        | 1        | 1          | 0        | 0         | 0         | 0        | 0        | 0        | 0        | 0        | 0        | 0        | 0         | 0         | 0        | 0        | .000        | .000        | 0        |
| Worth, Danny      | .000        | 2        | 1          | 0        | 0         | 0         | 0        | 0        | 0        | 0        | 0        | 0        | 0        | 0         | 1         | 0        | 0        | .000        | .000        | 0        |
| Young, Delmon     | .357        | 4        | 14         | 2        | 5         | 9         | 1        | 0        | 1        | 1        | 0        | 0        | 0        | 1         | 3         | 0        | 0        | .400        | .643        | 0        |
| <b>Totals</b>     | <b>.159</b> | <b>4</b> | <b>126</b> | <b>6</b> | <b>20</b> | <b>31</b> | <b>2</b> | <b>0</b> | <b>3</b> | <b>6</b> | <b>0</b> | <b>0</b> | <b>2</b> | <b>12</b> | <b>36</b> | <b>0</b> | <b>1</b> | <b>.243</b> | <b>.246</b> | <b>1</b> |

| Pitcher           | W-L        | ERA         | G        | GS       | CG       | SHO      | SV       | IP          | H         | AB         | R         | ER        | HR       | HB       | BB       | SO        | WP       | BK       | AVG         |
|-------------------|------------|-------------|----------|----------|----------|----------|----------|-------------|-----------|------------|-----------|-----------|----------|----------|----------|-----------|----------|----------|-------------|
| Albuquerque, Al   | 0-0        | 4.50        | 1        | 0        | 0        | 0        | 0        | 2.0         | 1         | 7          | 1         | 1         | 1        | 0        | 0        | 2         | 0        | 0        | .143        |
| Benoit, Joaquin   | 0-0        | 0.00        | 2        | 0        | 0        | 0        | 0        | 1.2         | 1         | 6          | 0         | 0         | 0        | 0        | 0        | 3         | 1        | 0        | .167        |
| Coke, Phil        | 0-1        | 2.70        | 3        | 0        | 0        | 0        | 0        | 3.1         | 2         | 11         | 1         | 1         | 0        | 0        | 0        | 8         | 0        | 0        | .182        |
| Dotel, Octavio    | 0-0        | 0.00        | 2        | 0        | 0        | 0        | 0        | 1.2         | 0         | 3          | 0         | 0         | 0        | 0        | 2        | 1         | 0        | 0        | .000        |
| Fister, Doug      | 0-1        | 1.50        | 1        | 1        | 0        | 0        | 0        | 6.0         | 4         | 22         | 1         | 1         | 0        | 0        | 1        | 3         | 0        | 0        | .182        |
| Porcello, Rick    | 0-0        | 0.00        | 1        | 0        | 0        | 0        | 0        | 1.0         | 0         | 3          | 0         | 0         | 0        | 0        | 0        | 1         | 0        | 0        | .000        |
| Sanchez, Anibal   | 0-1        | 2.57        | 1        | 1        | 0        | 0        | 0        | 7.0         | 6         | 27         | 2         | 2         | 0        | 0        | 1        | 8         | 1        | 0        | .222        |
| Scherzer, Max     | 0-0        | 4.26        | 1        | 1        | 0        | 0        | 0        | 6.1         | 7         | 25         | 3         | 3         | 1        | 0        | 1        | 8         | 0        | 0        | .280        |
| Smyly, Drew       | 0-0        | 5.40        | 2        | 0        | 0        | 0        | 0        | 1.2         | 1         | 5          | 1         | 1         | 0        | 0        | 3        | 2         | 0        | 0        | .200        |
| Valverde, Jose    | 0-0        | 54.00       | 1        | 0        | 0        | 0        | 0        | 0.1         | 4         | 5          | 2         | 2         | 0        | 0        | 0        | 1         | 0        | 0        | .800        |
| Verlander, Justin | 0-1        | 11.25       | 1        | 1        | 0        | 0        | 0        | 4.0         | 6         | 18         | 5         | 5         | 2        | 0        | 1        | 4         | 0        | 0        | .333        |
| <b>Totals</b>     | <b>0-4</b> | <b>4.11</b> | <b>4</b> | <b>4</b> | <b>0</b> | <b>0</b> | <b>0</b> | <b>35.0</b> | <b>32</b> | <b>132</b> | <b>16</b> | <b>16</b> | <b>4</b> | <b>0</b> | <b>9</b> | <b>41</b> | <b>2</b> | <b>0</b> | <b>.242</b> |

### 40-YEAR-OLD TIGERS TO HIT A HOME RUN

Three Tigers players have connected for a home run at the age of 40-or-older, for a total of 56 home runs. Darrell Evans leads the way with 49 home runs for the Tigers at the age of 40-or-older. The following is a list of players to hit a home run with the Tigers at the age of 40-or-older:

| Player        | Home Runs |
|---------------|-----------|
| Darrell Evans | 49        |
| Doc Cramer    | 6         |
| Bobby Lowe    | 1         |

Courtesy of David Vincent

POSTSEASON



# 2013 ALDS

## DETROIT [CENTRAL] 3 -- OAKLAND [WEST] 2

### Game 1 • October 4, 2013

|                |                 |              |
|----------------|-----------------|--------------|
|                |                 | <b>R H E</b> |
| <b>DETROIT</b> | 3 0 0 0 0 0 0   | 3 10 0       |
| <b>OAKLAND</b> | 0 0 0 0 0 2 0 0 | 2 3 0        |

**Pitchers:** SCHERZER, Smyly (8), Benoit (8) vs. COLON, Otero (7), Doolittle (8)

**HR:** Cespedes (OAK)

**Attendance:** 48,401

### Game 2 • October 5, 2013

|                |               |              |
|----------------|---------------|--------------|
|                |               | <b>R H E</b> |
| <b>DETROIT</b> | 0 0 0 0 0 0 0 | 0 4 0        |
| <b>OAKLAND</b> | 0 0 0 0 0 0 1 | 1 8 0        |

**Pitchers:** Verlander, Smyly (8), ALBURQUERQUE (8), Porcello (9) vs. Gray, BALFOUR (9)

**Attendance:** 48,292

### Game 3 • October 7, 2013

|                |                 |              |
|----------------|-----------------|--------------|
|                |                 | <b>R H E</b> |
| <b>OAKLAND</b> | 0 0 1 2 3 0 0 0 | 6 10 0       |
| <b>DETROIT</b> | 0 0 0 3 0 0 0 0 | 3 7 1        |

**Pitchers:** PARKER, Otero (6), Doolittle (8), Balfour (9) vs. SANCHEZ, Alvarez (5), Veras (8)

**HR:** Moss (OAK), Smith (OAK), Reddick (OAK)

**Attendance:** 43,973

### Game 4 • October 8, 2013

|                |                   |              |
|----------------|-------------------|--------------|
|                |                   | <b>R H E</b> |
| <b>OAKLAND</b> | 1 0 0 2 0 1 0 2   | 6 12 0       |
| <b>DETROIT</b> | 0 0 0 0 3 0 2 3 x | 8 9 0        |

**Pitchers:** Straily, DOOLITTLE (7), Otero (7), Cook (8), Anderson (8) vs. Fister, SCHERZER (7), Benoit (9)

**HR:** Lowrie (OAK), Martinez (DET), Peralta (DET)

**Attendance:** 43,958

### Game 5 • October 10, 2013

|                |                   |              |
|----------------|-------------------|--------------|
|                |                   | <b>R H E</b> |
| <b>DETROIT</b> | 0 0 0 2 0 1 0 0 0 | 3 8 0        |
| <b>OAKLAND</b> | 0 0 0 0 0 0 0 0 0 | 0 3 0        |

**Pitchers:** VERLANDER, Benoit (9) vs. GRAY, Otero (6), Doolittle (8), Balfour (9)

**HR:** Cabrera (DET)

**Attendance:** 46,959

### TIGERS STATISTICS FROM THE 2013 ALDS

| Player           | AVG         | G        | AB         | R         | H         | TB        | 2B       | 3B       | HR       | RBI       | SH       | SF       | HB       | BB        | SO        | SB       | CS       | OBP         | SLG         | E        |
|------------------|-------------|----------|------------|-----------|-----------|-----------|----------|----------|----------|-----------|----------|----------|----------|-----------|-----------|----------|----------|-------------|-------------|----------|
| Avila, Alex      | .133        | 5        | 15         | 1         | 2         | 2         | 0        | 0        | 0        | 1         | 0        | 0        | 0        | 4         | 5         | 0        | 0        | .316        | .133        | 0        |
| Cabrera, Miguel  | .250        | 5        | 20         | 1         | 5         | 8         | 0        | 0        | 1        | 3         | 0        | 0        | 0        | 1         | 2         | 0        | 0        | .286        | .400        | 1        |
| Dirks, Andy      | .000        | 2        | 3          | 2         | 0         | 0         | 0        | 0        | 0        | 0         | 0        | 0        | 0        | 1         | 1         | 0        | 0        | .250        | .000        | 0        |
| Felder, Prince   | .278        | 5        | 18         | 2         | 5         | 5         | 0        | 0        | 0        | 0         | 0        | 0        | 1        | 1         | 2         | 0        | 1        | .350        | .278        | 0        |
| Holaday, Bryan   | .000        | 0        | 0          | 0         | 0         | 0         | 0        | 0        | 0        | 0         | 0        | 0        | 0        | 0         | 0         | 0        | 0        | .000        | .000        | 0        |
| Hunter, Torii    | .158        | 5        | 19         | 3         | 3         | 3         | 0        | 0        | 0        | 0         | 0        | 0        | 1        | 1         | 6         | 0        | 1        | .238        | .259        | 0        |
| Iglesias, José   | .083        | 5        | 12         | 0         | 1         | 1         | 0        | 0        | 0        | 0         | 1        | 0        | 0        | 1         | 2         | 0        | 1        | .154        | .083        | 0        |
| Infante, Omar    | .222        | 5        | 18         | 0         | 4         | 5         | 1        | 0        | 0        | 3         | 0        | 0        | 0        | 1         | 2         | 0        | 0        | .263        | .273        | 0        |
| Jackson, Austin  | .100        | 5        | 20         | 1         | 2         | 3         | 1        | 0        | 0        | 1         | 0        | 0        | 0        | 1         | 13        | 0        | 0        | .143        | .150        | 0        |
| Kelly, Don       | .400        | 3        | 5          | 0         | 2         | 2         | 0        | 0        | 0        | 0         | 0        | 0        | 0        | 2         | 1         | 0        | 0        | .571        | .400        | 0        |
| Martinez, Victor | .450        | 5        | 20         | 5         | 9         | 14        | 2        | 0        | 1        | 2         | 0        | 0        | 0        | 0         | 2         | 0        | 0        | .450        | .700        | 0        |
| Peña, Brayton    | .000        | 0        | 0          | 0         | 0         | 0         | 0        | 0        | 0        | 0         | 0        | 0        | 0        | 0         | 0         | 0        | 0        | .000        | .000        | 0        |
| Peralta, Jhonny  | .417        | 4        | 12         | 1         | 5         | 9         | 1        | 0        | 1        | 5         | 0        | 0        | 0        | 0         | 2         | 0        | 0        | .417        | .750        | 0        |
| Perez, Hernan    | .000        | 1        | 0          | 1         | 0         | 0         | 0        | 0        | 0        | 0         | 0        | 0        | 0        | 0         | 0         | 0        | 0        | .000        | .000        | 0        |
| Santiago, Ramon  | .000        | 3        | 0          | 0         | 0         | 0         | 0        | 0        | 0        | 0         | 0        | 0        | 0        | 0         | 0         | 0        | 0        | .000        | .000        | 0        |
| Tuiasosopo, Matt | .000        | 0        | 0          | 0         | 0         | 0         | 0        | 0        | 0        | 0         | 0        | 0        | 0        | 0         | 0         | 0        | 0        | .000        | .000        | 0        |
| <b>Totals</b>    | <b>.235</b> | <b>5</b> | <b>162</b> | <b>17</b> | <b>38</b> | <b>52</b> | <b>5</b> | <b>0</b> | <b>3</b> | <b>15</b> | <b>1</b> | <b>0</b> | <b>2</b> | <b>13</b> | <b>38</b> | <b>3</b> | <b>4</b> | <b>.299</b> | <b>.321</b> | <b>1</b> |

| Pitcher           | W-L        | ERA         | G        | GS       | CG       | SHO      | SV       | IP          | H         | AB         | R         | ER        | HR       | HB       | BB        | SO        | WP       | BK       | AVG         |
|-------------------|------------|-------------|----------|----------|----------|----------|----------|-------------|-----------|------------|-----------|-----------|----------|----------|-----------|-----------|----------|----------|-------------|
| Alburquerque, Al  | 0-1        | 13.50       | 1        | 0        | 0        | 0        | 0        | 0.2         | 2         | 5          | 1         | 1         | 0        | 0        | 1         | 2         | 0        | 0        | .500        |
| Alvarez, Jose     | 0-0        | 0.00        | 1        | 0        | 0        | 0        | 0        | 3.0         | 0         | 10         | 0         | 0         | 0        | 0        | 1         | 3         | 0        | 0        | .000        |
| Benoit, Joaquin   | 0-0        | 5.40        | 3        | 0        | 0        | 0        | 2        | 3.1         | 3         | 15         | 2         | 2         | 0        | 1        | 6         | 0         | 0        | 0        | .231        |
| Fister, Doug      | 0-0        | 4.50        | 1        | 1        | 0        | 0        | 0        | 6.0         | 7         | 25         | 3         | 3         | 1        | 0        | 1         | 1         | 1        | 0        | .292        |
| Porcello, Rick    | 0-0        | 0.00        | 0        | 0        | 1        | 0        | 0        | 1.0         | 0         | 1          | 0         | 0         | 0        | 0        | 0         | 0         | 0        | 0        | 1.000       |
| Putkonen, Luke    | 0-0        | 0.00        | 0        | 0        | 0        | 0        | 0        | 0.0         | 0         | 0          | 0         | 0         | 0        | 0        | 0         | 0         | 0        | 0        | .000        |
| Sanchez, Anibal   | 0-1        | 10.38       | 1        | 1        | 0        | 0        | 0        | 4.1         | 8         | 24         | 6         | 5         | 3        | 0        | 2         | 6         | 0        | 0        | .381        |
| Scherzer, Max     | 2-0        | 3.00        | 2        | 1        | 0        | 0        | 0        | 9.0         | 6         | 37         | 3         | 3         | 1        | 0        | 4         | 13        | 1        | 0        | .188        |
| Smyly, Drew       | 0-0        | 0.00        | 2        | 0        | 0        | 0        | 0        | 1.0         | 1         | 6          | 0         | 0         | 0        | 0        | 2         | 2         | 0        | 0        | .250        |
| Veras, Jose       | 0-0        | 0.00        | 1        | 0        | 0        | 0        | 0        | 1.2         | 2         | 7          | 0         | 0         | 0        | 0        | 0         | 3         | 0        | 0        | .286        |
| Verlander, Justin | 1-0        | 0.00        | 2        | 2        | 0        | 0        | 0        | 15.0        | 6         | 53         | 0         | 0         | 0        | 0        | 2         | 21        | 0        | 0        | .118        |
| <b>Totals</b>     | <b>3-2</b> | <b>2.86</b> | <b>5</b> | <b>5</b> | <b>0</b> | <b>1</b> | <b>2</b> | <b>44.0</b> | <b>36</b> | <b>183</b> | <b>15</b> | <b>14</b> | <b>5</b> | <b>1</b> | <b>14</b> | <b>57</b> | <b>2</b> | <b>0</b> | <b>.217</b> |



**BOSTON (EAST) 4 -- DETROIT (CENTRAL) 2**

**Game 1 • October 12, 2013**

|         | R | H | E |
|---------|---|---|---|
| DETROIT | 0 | 0 | 0 |
| BOSTON  | 1 | 9 | 0 |

**Pitchers:** SANCHEZ, Albuquerque (7), Veras (8), Smyly (8), Benoit (9) vs. LESTER, Tazawa (7), Breslow (8), Uehara (9)  
**Attendance:** 38,210

**Game 2 • October 13, 2013**

|         | R | H | E |
|---------|---|---|---|
| DETROIT | 0 | 1 | 0 |
| BOSTON  | 5 | 8 | 1 |

**Pitchers:** Scherzer, Veras (8), Smyly (8), Albuquerque (8), Benoit (8), PORCELLO (9) vs. Buchholz, Workman (6), Doubront (7), UEHARA (9).  
**HR:** Cabrera (DET), Avila (DET), Ortiz (BOS)  
**Attendance:** 38,029

**Game 3 • October 15, 2013**

|         | R | H | E |
|---------|---|---|---|
| BOSTON  | 0 | 0 | 0 |
| DETROIT | 1 | 4 | 0 |

**Pitchers:** LACKEY, Breslow (7), Tazawa (8), Uehara (9) vs. VERLANDER, Veras (9), Coke (9), Albuquerque (9)  
**HR:** Napoli (BOS)  
**Attendance:** 42,327

**Game 4 • October 16, 2013**

|         | R | H  | E |
|---------|---|----|---|
| BOSTON  | 0 | 0  | 0 |
| DETROIT | 3 | 12 | 0 |

**Pitchers:** PEAVY, Workman (4), Dempster (6), Morales (7), Doubront (8) vs. FISTER, Coke (7), Albuquerque (7), Smyly (7), Benoit (9)  
**Attendance:** 42,765

**Game 5 • October 17, 2013**

|         | R | H  | E |
|---------|---|----|---|
| BOSTON  | 0 | 3  | 1 |
| DETROIT | 4 | 10 | 0 |

**Pitchers:** LESTER, Tazawa (6), Breslow (7), Uehara (8) vs. SANCHEZ, Coke (7), Veras (7), Albuquerque (9)  
**HR:** Napoli (BOS)  
**Attendance:** 42,669

**Game 6 • October 19, 2013**

|         | R | H | E |
|---------|---|---|---|
| DETROIT | 2 | 8 | 1 |
| BOSTON  | 5 | 5 | 1 |

**Pitchers:** SCHERZER, Smyly (7), Veras (7), Coke (7), Albuquerque (8) vs. Buchholz, Morales (6), Workman (6), TAZAWA (7), Breslow (8), Uehara (9)  
**HR:** Victorino (BOS)  
**Attendance:** 38,823

**TIGERS STATISTICS FROM THE 2013 ALCS**

| Player           | AVG         | G        | AB         | R         | H         | TB        | 2B       | 3B       | HR       | RBI       | SH       | SF       | HB       | BB        | SO        | SB       | CS       | OBP         | SLG         | E        |
|------------------|-------------|----------|------------|-----------|-----------|-----------|----------|----------|----------|-----------|----------|----------|----------|-----------|-----------|----------|----------|-------------|-------------|----------|
| Avila, Alex      | .188        | 6        | 16         | 2         | 3         | 6         | 0        | 0        | 1        | 3         | 0        | 0        | 1        | 4         | 6         | 0        | 0        | .230        | .375        | 0        |
| Cabrera, Miguel  | .273        | 6        | 22         | 3         | 6         | 9         | 0        | 0        | 1        | 4         | 0        | 0        | 0        | 2         | 7         | 1        | 0        | .333        | .409        | 1        |
| Dirks, Andy      | .000        | 1        | 2          | 0         | 0         | 0         | 0        | 0        | 0        | 0         | 0        | 0        | 0        | 1         | 0         | 0        | 0        | .000        | .000        | 0        |
| Fielder, Prince  | .182        | 6        | 22         | 1         | 4         | 5         | 1        | 0        | 0        | 0         | 0        | 0        | 1        | 2         | 5         | 0        | 0        | .280        | .227        | 0        |
| Hunter, Torii    | .231        | 6        | 26         | 2         | 6         | 8         | 2        | 0        | 0        | 2         | 0        | 0        | 0        | 1         | 5         | 0        | 0        | .260        | .308        | 1        |
| Iglesias, José   | .357        | 6        | 14         | 2         | 5         | 5         | 0        | 0        | 0        | 1         | 2        | 0        | 1        | 0         | 3         | 0        | 0        | .400        | .359        | 2        |
| Infante, Omar    | .190        | 6        | 21         | 1         | 4         | 5         | 1        | 0        | 0        | 0         | 0        | 0        | 0        | 2         | 4         | 0        | 0        | .260        | .238        | 0        |
| Jackson, Austin  | .318        | 6        | 22         | 2         | 7         | 7         | 0        | 0        | 0        | 2         | 0        | 0        | 0        | 4         | 5         | 1        | 0        | .420        | .318        | 0        |
| Kelly, Don       | .000        | 6        | 6          | 0         | 0         | 0         | 0        | 0        | 0        | 0         | 0        | 0        | 0        | 1         | 2         | 0        | 0        | .140        | .000        | 0        |
| Martinez, Victor | .364        | 6        | 22         | 4         | 8         | 10        | 2        | 0        | 0        | 3         | 0        | 0        | 1        | 1         | 1         | 0        | 0        | .420        | .455        | 0        |
| Peña, Brayan     | .333        | 1        | 3          | 0         | 1         | 1         | 0        | 0        | 0        | 1         | 0        | 0        | 0        | 0         | 0         | 0        | 0        | .333        | .000        | 0        |
| Peralta, Jhonny  | .286        | 6        | 21         | 1         | 6         | 9         | 3        | 0        | 0        | 1         | 0        | 0        | 0        | 1         | 3         | 0        | 0        | .320        | .429        | 0        |
| Perez, Hernan    | .000        | 1        | 0          | 0         | 0         | 0         | 0        | 0        | 0        | 0         | 0        | 0        | 0        | 0         | 0         | 0        | 0        | .000        | .000        | 0        |
| Santiago, Ramon  | .000        | 2        | 0          | 0         | 0         | 0         | 0        | 0        | 0        | 0         | 0        | 0        | 0        | 0         | 0         | 0        | 0        | .000        | .000        | 0        |
| <b>Totals</b>    | <b>.254</b> | <b>6</b> | <b>197</b> | <b>18</b> | <b>50</b> | <b>65</b> | <b>9</b> | <b>0</b> | <b>2</b> | <b>17</b> | <b>2</b> | <b>0</b> | <b>4</b> | <b>18</b> | <b>42</b> | <b>2</b> | <b>0</b> | <b>.329</b> | <b>.330</b> | <b>4</b> |

| Pitcher           | W-L        | ERA         | G        | GS       | CG       | SHO      | SV       | IP          | H         | AB         | R         | ER        | HR       | HB       | BB        | SO        | WP       | BK       | AVG         |
|-------------------|------------|-------------|----------|----------|----------|----------|----------|-------------|-----------|------------|-----------|-----------|----------|----------|-----------|-----------|----------|----------|-------------|
| Albuquerque, Al   | 0-0        | 2.25        | 6        | 0        | 0        | 0        | 0        | 4.0         | 2         | 16         | 1         | 1         | 0        | 0        | 2         | 7         | 0        | 0        | .154        |
| Alvarez, Jose     | 0-0        | 0.00        | 0        | 0        | 0        | 0        | 0        | 0.0         | 0         | 0          | 0         | 0         | 0        | 0        | 0         | 0         | 0        | 0        | ---         |
| Benoit, Joaquin   | 0-0        | 7.71        | 3        | 0        | 0        | 0        | 1        | 2.1         | 4         | 11         | 2         | 2         | 1        | 0        | 0         | 4         | 0        | 0        | .364        |
| Coke, Phil        | 0-0        | 9.00        | 4        | 0        | 0        | 0        | 0        | 1.0         | 1         | 4          | 1         | 1         | 0        | 0        | 0         | 0         | 0        | 0        | .350        |
| Fister, Doug      | 1-0        | 1.50        | 1        | 1        | 0        | 0        | 0        | 6.0         | 8         | 27         | 1         | 1         | 0        | 0        | 1         | 7         | 0        | 0        | .308        |
| Porcello, Rick    | 0-1        | 0.00        | 0        | 0        | 1        | 0        | 0        | 2.0         | 1         | 2          | 0         | 0         | 0        | 0        | 0         | 1         | 0        | 1        | ---         |
| Sanchez, Anibal   | 1-1        | 2.25        | 2        | 2        | 0        | 0        | 0        | 12.0        | 9         | 52         | 4         | 3         | 1        | 0        | 6         | 17        | 3        | 0        | .196        |
| Scherzer, Max     | 0-1        | 2.70        | 2        | 2        | 0        | 0        | 0        | 13.0        | 6         | 52         | 4         | 4         | 0        | 2        | 7         | 21        | 1        | 0        | .140        |
| Smyly, Drew       | 0-0        | 4.50        | 4        | 0        | 0        | 0        | 0        | 2.0         | 0         | 8          | 2         | 1         | 0        | 0        | 1         | 1         | 0        | 0        | .000        |
| Veras, Jose       | 0-0        | 5.40        | 5        | 0        | 0        | 0        | 0        | 3.1         | 3         | 13         | 2         | 2         | 1        | 0        | 0         | 6         | 0        | 0        | .231        |
| Verlander, Justin | 0-1        | 1.13        | 1        | 1        | 0        | 0        | 0        | 8.0         | 4         | 29         | 1         | 1         | 1        | 0        | 1         | 10        | 1        | 0        | .143        |
| <b>Totals</b>     | <b>2-4</b> | <b>2.77</b> | <b>6</b> | <b>6</b> | <b>0</b> | <b>1</b> | <b>1</b> | <b>52.0</b> | <b>39</b> | <b>214</b> | <b>19</b> | <b>16</b> | <b>4</b> | <b>2</b> | <b>18</b> | <b>73</b> | <b>6</b> | <b>0</b> | <b>.202</b> |

POSTSEASON



# 2014 ALDS

## BALTIMORE (EAST) 3 -- DETROIT (CENTRAL) 0

### Game 1 • October 2, 2014

|                  |                   |          |          |          |
|------------------|-------------------|----------|----------|----------|
|                  |                   | <b>R</b> | <b>H</b> | <b>E</b> |
| <b>DETROIT</b>   | 0 2 0 0 0 0 1 0   | 3        | 8        | 2        |
| <b>BALTIMORE</b> | 2 1 0 0 0 0 1 8 0 | 12       | 12       | 0        |

**Pitchers:** SCHERZER, Chamberlain (8), Soria (8), Coke (8) vs. TILLMAN, Miller (6), O'Day (7), Britton (8), Hunter (9)  
**HR:** Cruz (BAL), Martinez, V. (DET), Martinez, J.D. (DET), Hardy (BAL), Cabrera (DET)  
**Attendance:** 47,842

### Game 2 • October 3, 2014

|                  |                   |          |          |          |
|------------------|-------------------|----------|----------|----------|
|                  |                   | <b>R</b> | <b>H</b> | <b>E</b> |
| <b>DETROIT</b>   | 0 0 0 5 0 0 1 0   | 6        | 10       | 0        |
| <b>BALTIMORE</b> | 0 0 2 1 0 0 0 4 0 | 7        | 9        | 0        |

**Pitchers:** Verlander, Sanchez (6), Chamberlain (8), SORIA (8) vs. Chen, Gausman (3), BRACH (8), Britton (9)  
**HR:** Markakis (BAL), Martinez, J.D. (DET), Castellanos (DET)  
**Attendance:** 48,058

### Game 4 • October 5, 2014

|                  |                   |          |          |          |
|------------------|-------------------|----------|----------|----------|
|                  |                   | <b>R</b> | <b>H</b> | <b>E</b> |
| <b>BALTIMORE</b> | 0 0 0 0 2 0 0 0 0 | 2        | 5        | 1        |
| <b>DETROIT</b>   | 0 0 0 0 0 0 0 1   | 1        | 4        | 0        |

**Pitchers:** NORRIS, Miller (6), Britton (9) vs. PRICE, Nathan (9)  
**HR:** Cruz (BAL)  
**Attendance:** 43,013

### TIGERS STATISTICS FROM THE 2014 ALDS

| Player            | AVG         | G        | AB         | R         | H         | TB        | 2B       | 3B       | HR       | RBI       | SH       | SF       | HB       | BB       | SO        | SB       | CS       | OBP         | SLG         | E        |
|-------------------|-------------|----------|------------|-----------|-----------|-----------|----------|----------|----------|-----------|----------|----------|----------|----------|-----------|----------|----------|-------------|-------------|----------|
| Avila, Alex       | .222        | 3        | 9          | 0         | 2         | 3         | 1        | 0        | 0        | 0         | 0        | 0        | 0        | 0        | 4         | 0        | 0        | .222        | .333        | 0        |
| Cabrera, Miguel   | .364        | 3        | 11         | 2         | 4         | 8         | 1        | 0        | 1        | 1         | 0        | 0        | 0        | 1        | 2         | 0        | 0        | .417        | .727        | 0        |
| Carrera, Ezequiel | .000        | 3        | 1          | 0         | 0         | 0         | 0        | 0        | 0        | 0         | 0        | 0        | 0        | 1        | 0         | 1        | 0        | .500        | .000        | 0        |
| Castellanos, Nick | .100        | 3        | 10         | 1         | 1         | 4         | 0        | 0        | 1        | 1         | 0        | 0        | 0        | 2        | 1         | 0        | 0        | .250        | .400        | 0        |
| Davis, Rajai      | .333        | 3        | 6          | 0         | 2         | 2         | 0        | 0        | 0        | 0         | 0        | 0        | 0        | 0        | 0         | 0        | 0        | .333        | .333        | 1        |
| Holaday, Bryan    | .000        | 1        | 2          | 0         | 0         | 0         | 0        | 0        | 0        | 0         | 0        | 0        | 0        | 0        | 1         | 0        | 0        | .000        | .000        | 0        |
| Hunter, Torii     | .200        | 3        | 10         | 2         | 2         | 2         | 0        | 0        | 0        | 0         | 0        | 0        | 0        | 2        | 2         | 0        | 0        | .333        | .200        | 0        |
| Kelly, Don        | .500        | 2        | 2          | 0         | 1         | 1         | 0        | 0        | 0        | 0         | 0        | 0        | 0        | 0        | 1         | 1        | 0        | .500        | .500        | 0        |
| Kinsler, Ian      | .083        | 3        | 12         | 0         | 1         | 1         | 0        | 0        | 0        | 0         | 0        | 0        | 0        | 1        | 3         | 0        | 0        | .154        | .083        | 0        |
| Martinez, J.D.    | .250        | 3        | 12         | 2         | 3         | 10        | 1        | 0        | 2        | 5         | 0        | 0        | 0        | 0        | 4         | 0        | 0        | .250        | .833        | 0        |
| Martinez, Victor  | .333        | 3        | 12         | 3         | 4         | 9         | 2        | 0        | 1        | 3         | 0        | 0        | 0        | 0        | 4         | 0        | 0        | .333        | .750        | 0        |
| Perez, Hernan     | .000        | 2        | 2          | 0         | 0         | 0         | 0        | 0        | 0        | 0         | 0        | 0        | 0        | 0        | 0         | 0        | 0        | .000        | .000        | 0        |
| Romero, Andrew    | .182        | 3        | 11         | 0         | 2         | 2         | 0        | 0        | 0        | 0         | 0        | 0        | 0        | 0        | 4         | 0        | 0        | .182        | .182        | 1        |
| Suarez, Eugenio   | .000        | 1        | 1          | 0         | 0         | 0         | 0        | 0        | 0        | 0         | 0        | 0        | 0        | 0        | 0         | 0        | 0        | .000        | .000        | 0        |
| <b>Totals</b>     | <b>.218</b> | <b>3</b> | <b>101</b> | <b>10</b> | <b>22</b> | <b>42</b> | <b>5</b> | <b>0</b> | <b>5</b> | <b>10</b> | <b>0</b> | <b>0</b> | <b>0</b> | <b>7</b> | <b>26</b> | <b>2</b> | <b>0</b> | <b>.269</b> | <b>.416</b> | <b>2</b> |

| Pitcher           | W-L        | ERA         | G        | GS       | CG       | SHO      | SV       | IP          | H         | AB        | R         | ER        | HR       | HB       | BB       | SO        | WP       | BK       | AVG         |
|-------------------|------------|-------------|----------|----------|----------|----------|----------|-------------|-----------|-----------|-----------|-----------|----------|----------|----------|-----------|----------|----------|-------------|
| Albuquerque, Al   | 0-0        | 0.00        | 0        | 0        | 0        | 0        | 0        | 0.0         | 0         | 0         | 0         | 0         | 0        | 0        | 0        | 0         | 0        | 0        | .000        |
| Chamberlain, Joba | 0-0        | 108.00      | 2        | 0        | 0        | 0        | 0        | 0.1         | 3         | 5         | 5         | 4         | 0        | 0        | 0        | 0         | 0        | 0        | .600        |
| Coke, Phil        | 0-0        | 27.00       | 1        | 0        | 0        | 0        | 0        | 0.1         | 1         | 2         | 1         | 1         | 0        | 0        | 1        | 0         | 1        | 0        | .500        |
| Lobstein, Kyle    | 0-0        | 0.00        | 0        | 0        | 0        | 0        | 0        | 0.0         | 0         | 0         | 0         | 0         | 0        | 0        | 0        | 0         | 0        | 0        | .000        |
| Nathan, Joe       | 0-0        | 0.00        | 1        | 0        | 0        | 0        | 0        | 1           | 0         | 3         | 0         | 0         | 0        | 0        | 0        | 1         | 0        | 0        | .000        |
| Porcello, Rick    | 0-0        | 0.00        | 0        | 0        | 0        | 0        | 0        | 0.0         | 0         | 0         | 0         | 0         | 0        | 0        | 0        | 0         | 0        | 0        | .000        |
| Price, David      | 0-1        | 2.25        | 1        | 1        | 0        | 0        | 0        | 8           | 5         | 28        | 2         | 2         | 1        | 1        | 2        | 6         | 0        | 0        | .179        |
| Sanchez, Anibal   | 0-0        | 0.00        | 1        | 0        | 0        | 0        | 0        | 2           | 0         | 6         | 0         | 0         | 0        | 0        | 0        | 2         | 0        | 0        | .000        |
| Scherzer, Max     | 0-1        | 6.14        | 1        | 1        | 0        | 0        | 0        | 7.1         | 7         | 27        | 5         | 5         | 2        | 0        | 1        | 6         | 0        | 0        | .259        |
| Soria, Joakim     | 0-1        | 45.00       | 2        | 0        | 0        | 0        | 0        | 1.0         | 4         | 7         | 5         | 5         | 0        | 0        | 2        | 0         | 0        | 0        | .571        |
| Verlander, Justin | 0-0        | 5.40        | 1        | 1        | 0        | 0        | 0        | 5           | 6         | 21        | 3         | 3         | 1        | 0        | 1        | 4         | 0        | 0        | .286        |
| <b>Totals</b>     | <b>0-3</b> | <b>5.40</b> | <b>3</b> | <b>3</b> | <b>0</b> | <b>0</b> | <b>0</b> | <b>25.0</b> | <b>26</b> | <b>99</b> | <b>21</b> | <b>20</b> | <b>4</b> | <b>1</b> | <b>7</b> | <b>19</b> | <b>1</b> | <b>0</b> | <b>.263</b> |

### TOP STRIKEOUT PERFORMANCES BY TIGERS IN THEIR MAJOR LEAGUE DEBUT

Casey Mize fanned seven batters in his Major League debut on August 19, 2020 at Chicago (AL), tied for the fourth most by a Tigers pitcher in his Major League debut since at least 1954. The following is a list of the top five strikeout performances by a Tigers pitcher in his Major League debut since at least 1954.

| Pitcher         | Date               | Opponent        | Strikeouts |
|-----------------|--------------------|-----------------|------------|
| Denny McLain    | September 21, 1963 | Chicago (AL)    | Eight      |
| Justin Thompson | May 27, 1996       | at Kansas City  | Eight      |
| Dave Borkowski  | July 17, 1999      | at Houston      | Eight      |
| Bill Gilbreth   | June 25, 1971      | Cleveland       | Seven      |
| Alfredo Figaro  | June 20, 2009      | Milwaukee       | Seven      |
| Jose Alvarez    | June 9, 2013       | Cleveland       | Seven      |
| Casey Mize      | August 19, 2020    | at Chicago (AL) | Seven      |





## INDIVIDUAL BATTING

### BATTING AVERAGE

|                                                    |     |                      |      |
|----------------------------------------------------|-----|----------------------|------|
| Highest Average, Career (Min. 30 AB).....          | 432 | Sean Casey.....      | 2006 |
| Highest Average, Division Series (Min. 10 AB)..... | 571 | Carlos Guillen.....  | 2006 |
| Highest Average, LCS (Min. 10 AB).....             | 529 | Placido Polanco..... | 2006 |
| Highest Average, World Series (Min. 10 AB).....    | 529 | Sean Casey.....      | 2006 |

### GAMES PLAYED

|                                         |    |                     |                     |
|-----------------------------------------|----|---------------------|---------------------|
| Most Games Played, Career.....          | 38 | Miguel Cabrera..... | 2011-14             |
| Most Games Played, Division Series..... | 18 | Miguel Cabrera..... | 2011-14             |
| Most Games Played, LCS.....             | 16 | Miguel Cabrera..... | 2011-13             |
|                                         |    | Austin Jackson..... | 2011-13             |
|                                         |    | Jhonny Peralta..... | 2011-13             |
| Most Games Played, World Series.....    | 23 | Hank Greenberg..... | 1934-35, 1940, 1945 |

### AT-BATS

|                                         |     |                       |                                                  |
|-----------------------------------------|-----|-----------------------|--------------------------------------------------|
| Most At-Bats, Career.....               | 137 | Miguel Cabrera.....   | 2011-14                                          |
| Most At-Bats, Division Series.....      | 66  | Miguel Cabrera.....   | 2011-14                                          |
| Most At-Bats, LCS.....                  | 64  | Austin Jackson.....   | 2011-13                                          |
| Most At-Bats, World Series.....         | 85  | Hank Greenberg.....   | 1934-35, 1940, 1945                              |
| Most At-Bats, Division Series Game..... | 5   | 14 times.....         | (last, two players, 10/10/2013 at OAK)           |
| Most At-Bats, LCS Game.....             | 6   | Five times.....       | (last, four players, 10/13/2012 at NYY, 12 inn.) |
| Most At-Bats, World Series Game.....    | 6   | Germany Schaefer..... | 10/8/1907 at CHC                                 |
|                                         |     | Goose Goslin.....     | 10/4/1934 vs. STL                                |
|                                         |     | Doc Cramer.....       | 10/8/1945 at CHC                                 |
|                                         |     | Eddie Mayo.....       | 10/8/1945 at CHC                                 |
|                                         |     | Rudy York.....        | 10/8/1945 at CHC                                 |

### RUNS SCORED

|                                      |    |                      |                                        |
|--------------------------------------|----|----------------------|----------------------------------------|
| Most Runs, Career.....               | 18 | Austin Jackson.....  | 2011-13                                |
|                                      |    | Miguel Cabrera.....  | 2011-14                                |
| Most Runs, Division Series.....      | 9  | Victor Martinez..... | 2011-14                                |
| Most Runs, LCS.....                  | 11 | Miguel Cabrera.....  | 2011-13                                |
| Most Runs, World Series.....         | 17 | Hank Greenberg.....  | 1934-35, 1940, 1945                    |
| Most Runs, Division Series Game..... | 3  | Magglio Ordoñez..... | 10/7/2006 vs. NYY                      |
| Most Runs, LCS Game.....             | 2  | 20 times.....        | (last, V. Martinez, 10/13/2013 at BOS) |
| Most Runs, World Series Game.....    | 3  | Hank Greenberg.....  | 10/7/1945 at CHC                       |
|                                      |    | Al Kaline.....       | 10/9/1968 at STL                       |
|                                      |    | Kirk Gibson.....     | 10/14/1984 vs. SD                      |

### HITS

|                                      |    |                      |                                        |
|--------------------------------------|----|----------------------|----------------------------------------|
| Most Hits, Career.....               | 39 | Miguel Cabrera.....  | 2011-14                                |
| Most Hits, Division Series.....      | 17 | Miguel Cabrera.....  | 2011-14                                |
|                                      |    | Victor Martinez..... | 2011-14                                |
| Most Hits, LCS.....                  | 19 | Miguel Cabrera.....  | 2011-13                                |
|                                      |    | Austin Jackson.....  | 2011-13                                |
| Most Hits, World Series.....         | 27 | Hank Greenberg.....  | 1934-35, 1940, 1945                    |
| Most Hits, Division Series Game..... | 3  | Nine times.....      | (last, Cabrera, 10/3/2014 at BAL)      |
| Most Hits, LCS Game.....             | 3  | 12 times.....        | (last, V. Martinez, 10/12/2013 at BOS) |
| Most Hits, World Series Game.....    | 4  | Claude Rossman.....  | 10/9/1907 at CHC                       |
|                                      |    | Ty Cobb.....         | 10/12/1908 at CHC                      |
|                                      |    | Donie Bush.....      | 10/11/1909 vs. PIT                     |
|                                      |    | Hank Greenberg.....  | 10/6/1934 at STL                       |

### EXTRA-BASE HITS

|                                                 |    |                      |                                         |
|-------------------------------------------------|----|----------------------|-----------------------------------------|
| Most Extra-Base Hits, Career.....               | 17 | Miguel Cabrera.....  | 2011-14                                 |
| Most Extra-Base Hits, Division Series.....      | 7  | Victor Martinez..... | 2011-14                                 |
| Most Extra-Base Hits, LCS.....                  | 10 | Miguel Cabrera.....  | 2011-13                                 |
| Most Extra-Base Hits, World Series.....         | 14 | Hank Greenberg.....  | 1934-35, 1940, 1945                     |
| Most Extra-Base Hits, Division Series Game..... | 2  | Carlos Guillen.....  | 10/5/2006 at NYY                        |
|                                                 |    | Miguel Cabrera.....  | 10/7/2012 vs. OAK                       |
|                                                 |    | Jhonny Peralta.....  | 10/8/2013 vs. OAK                       |
| Most Extra-Base Hits, LCS Game.....             | 2  | 16 times.....        | (last, V. Martinez, 10/13/2013 vs. BOS) |
| Most Extra-Base Hits, World Series Game.....    | 3  | Hank Greenberg.....  | 10/7/1945 at CHC                        |
|                                                 |    | Sean Casey.....      | 10/27/2006 at STL                       |

### TOTAL BASES

|                                             |    |                      |                                        |
|---------------------------------------------|----|----------------------|----------------------------------------|
| Most Total Bases, Career.....               | 74 | Miguel Cabrera.....  | 2011-14                                |
| Most Total Bases, Division Series.....      | 30 | Victor Martinez..... | 2011-14                                |
| Most Total Bases, LCS.....                  | 39 | Miguel Cabrera.....  | 2011-13                                |
| Most Total Bases, World Series.....         | 53 | Hank Greenberg.....  | 1934-35, 1940, 1945                    |
| Most Total Bases, Division Series Game..... | 6  | Five times.....      | (last, two players, 10/8/2013 vs. OAK) |
| Most Total Bases, LCS Game.....             | 8  | Alan Trammell.....   | 10/2/1984 at KC                        |
|                                             |    | Magglio Ordoñez..... | 10/14/2006 vs. OAK                     |
|                                             |    | Delmon Young.....    | 10/13/2011 vs. TEX                     |
|                                             |    | Miguel Cabrera.....  | 10/15/2011 at TEX                      |
|                                             |    | Jhonny Peralta.....  | 10/18/2012 vs. NYY                     |
| Most Total Bases, World Series Game.....    | 9  | Alan Trammell.....   | 10/13/1984 vs. SD                      |
|                                             |    | Kirk Gibson.....     | 10/14/1984 vs. SD                      |

### DOUBLES

|                                    |   |                      |               |
|------------------------------------|---|----------------------|---------------|
| Most Doubles, Career.....          | 9 | Pete Fox.....        | 1934-35, 1940 |
| Most Doubles, Division Series..... | 4 | Austin Jackson.....  | 2011-13       |
|                                    |   | Victor Martinez..... | 2011-14       |
| Most Doubles, LCS.....             | 5 | Miguel Cabrera.....  | 2011-13       |
|                                    |   | Jhonny Peralta.....  | 2011-13       |



# TIGERS POSTSEASON RECORD BOOK

|                                         |   |                      |                    |
|-----------------------------------------|---|----------------------|--------------------|
| Most Doubles, World Series.....         | 9 | Pete Fox.....        | 1934-35, 1940      |
| Most Doubles, Division Series Game..... | 2 | Miguel Cabrera.....  | 10/7/2012 vs. OAK  |
| Most Doubles, LCS Game.....             | 2 | Tony Taylor.....     | 10/11/1972 vs. OAK |
|                                         |   | Jhonny Peralta.....  | 10/12/2013 vs. BOS |
|                                         |   | Victor Martinez..... | 10/13/2013 at BOS  |
|                                         |   | Jhonny Peralta.....  | 10/12/2013 at BOS  |
| Most Doubles, World Series Game.....    | 3 | Hank Greenberg.....  | 10/7/1945 at CHC   |

## TRIPLES

|                                         |   |                        |                                     |
|-----------------------------------------|---|------------------------|-------------------------------------|
| Most Triples, Career.....               | 2 | Hank Greenberg.....    | 1934-35, 1940, 1945                 |
| Most Triples, Division Series.....      | 1 | Curtis Granderson..... | 2006                                |
| Most Triples, LCS.....                  | 1 | Duke Sims.....         | 1972                                |
|                                         |   | Alan Trammell.....     | 1984, 1987                          |
|                                         |   | Victor Martinez.....   | 2011, 2013                          |
|                                         |   | Austin Jackson.....    | 2011-13                             |
| Most Triples, World Series.....         | 2 | Hank Greenberg.....    | 1934-35, 1940, 1945                 |
| Most Triples, Division Series Game..... | 1 | Curtis Granderson..... | 10/5/2006 at NYY                    |
| Most Triples, LCS Game.....             | 1 | Duke Sims.....         | 10/7/1972 at OAK                    |
|                                         |   | Alan Trammell.....     | 10/2/1984 at KC                     |
|                                         |   | Victor Martinez.....   | 10/13/2011 vs. TEX                  |
|                                         |   | Austin Jackson.....    | 10/13/2012 at NYY (12 inn.)         |
|                                         |   | 11 times.....          | (last, Guillen, 10/22/2006 vs. STL) |

## HOME RUNS

|                                           |   |                      |                                       |
|-------------------------------------------|---|----------------------|---------------------------------------|
| Most Home Runs, Career.....               | 9 | Miguel Cabrera.....  | 2011-14                               |
| Most Home Runs, Division Series.....      | 3 | Delmon Young.....    | 2011-12                               |
|                                           |   | Miguel Cabrera.....  | 2011-14                               |
|                                           |   | Victor Martinez..... | 2011-14                               |
|                                           |   | Miguel Cabrera.....  | 2011-13                               |
| Most Home Runs, LCS.....                  | 5 | Hank Greenberg.....  | 1934-35, 1940, 1945                   |
| Most Home Runs, World Series.....         | 5 | 22 times.....        | (last, two players, 10/3/2014 at BAL) |
| Most Home Runs, Division Series Game..... | 1 | Magglio Ordoñez..... | 10/14/2006 vs. OAK                    |
| Most Home Runs, LCS Game.....             | 2 | Delmon Young.....    | 10/13/2011 vs. TEX                    |
|                                           |   | Miguel Cabrera.....  | 10/15/2011 at TEX                     |
|                                           |   | Jhonny Peralta.....  | 10/18/2012 vs. NYY                    |
|                                           |   | Alan Trammell.....   | 10/13/1984 vs. SD                     |
|                                           |   | Kirk Gibson.....     | 10/14/1984 vs. SD                     |

## RUNS BATTED IN

|                                     |    |                      |                     |
|-------------------------------------|----|----------------------|---------------------|
| Most RBI, Career.....               | 26 | Miguel Cabrera.....  | 2011-14             |
| Most RBI, Division Series.....      | 8  | Miguel Cabrera.....  | 2011-14             |
|                                     |    | Victor Martinez..... | 2011-14             |
|                                     |    | Miguel Cabrera.....  | 2011-13             |
| Most RBI, LCS.....                  | 15 | Hank Greenberg.....  | 1934-35, 1940, 1945 |
| Most RBI, World Series.....         | 22 | Miguel Cabrera.....  | 10/2/2011 at NYY    |
| Most RBI, Division Series Game..... | 3  | Jhonny Peralta.....  | 10/8/2013 vs. OAK   |
|                                     |    | J.D. Martinez.....   | 10/3/2014 at BAL    |
|                                     |    | Alexis Gomez.....    | 10/11/2006 at OAK   |
|                                     |    | Magglio Ordoñez..... | 10/14/2006 vs. OAK  |
|                                     |    | Kirk Gibson.....     | 10/14/1984 vs. SD   |

## WALKS

|                                       |    |                           |                              |
|---------------------------------------|----|---------------------------|------------------------------|
| Most Walks, Career.....               | 23 | Miguel Cabrera.....       | 2011-14                      |
| Most Walks, Division Series.....      | 8  | Miguel Cabrera.....       | 2011-14                      |
| Most Walks, LCS.....                  | 12 | Miguel Cabrera.....       | 2011-13                      |
| Most Walks, World Series.....         | 13 | Hank Greenberg.....       | 1934-35, 1940, 1945          |
|                                       |    | Jo-Jo White.....          | 1934-35                      |
| Most Walks, Division Series Game..... | 2  | Carlos Guillen.....       | 10/3/2006 at NYY             |
|                                       |    | Miguel Cabrera.....       | 10/3/2011 vs. NYY            |
|                                       |    | Austin Jackson.....       | 10/3/2011 vs. NYY            |
|                                       |    | Don Kelly.....            | 10/10/2013 at OAK            |
|                                       |    | Nicholas Castellanos..... | 10/5/2014 vs. BAL            |
|                                       |    | Darrell Evans.....        | 10/10/1987 vs. MIN           |
|                                       |    | Lou Whitaker.....         | 10/11/1987 vs. MIN           |
|                                       |    | Curtis Granderson.....    | 10/13/2006 vs. OAK           |
|                                       |    | Miguel Cabrera.....       | 10/12/2011 vs. TEX (11 inn.) |
| Most Walks, World Series Game.....    | 3  | Pinky Higgins.....        | 10/6/1940 vs. CIN            |
|                                       |    | Roy Cullenbine.....       | 10/10/1945 at CHC            |
|                                       |    | Don Wert.....             | 10/3/1968 at STL             |
|                                       |    | Dick McAuliffe.....       | 10/9/1968 at STL             |

## STRIKEOUTS

|                                            |    |                     |                     |
|--------------------------------------------|----|---------------------|---------------------|
| Most Strikeouts, Career.....               | 53 | Austin Jackson..... | 2011-13             |
| Most Strikeouts, Division Series.....      | 28 | Austin Jackson..... | 2011-13             |
| Most Strikeouts, LCS.....                  | 19 | Austin Jackson..... | 2011-13             |
|                                            |    | Alex Avila.....     | 2011-13             |
| Most Strikeouts, World Series.....         | 19 | Hank Greenberg..... | 1934-35, 1940, 1945 |
| Most Strikeouts, Division Series Game..... | 4  | Austin Jackson..... | 10/5/2013 at OAK    |
| Most Strikeouts, LCS Game.....             | 4  | Austin Jackson..... | 10/13/2011 vs. TEX  |
| Most Strikeouts, World Series Game.....    | 4  | Schoolboy Rowe..... | 10/4/1934 vs. STL   |



**INDIVIDUAL BASERUNNING**

**STOLEN BASES**

|                                              |        |                        |                    |
|----------------------------------------------|--------|------------------------|--------------------|
| Most Stolen Bases, Career.....               | 7..... | Kirk Gibson.....       | 1984, 1987         |
| Most Stolen Bases, Division Series.....      | 1..... | Curtis Granderson..... | 2006               |
|                                              |        | Omar Infante.....      | 2006, 2012-2013    |
|                                              |        | Miguel Cabrera.....    | 2011-14            |
|                                              |        | Austin Jackson.....    | 2011-13            |
|                                              |        | Jhonny Peralta.....    | 2011-13            |
|                                              |        | Quintin Berry.....     | 2012               |
|                                              |        | Andy Dirks.....        | 2012-13            |
|                                              |        | Ezequiel Carrera.....  | 2014               |
|                                              |        | Don Kelly.....         | 2011-14            |
| Most Stolen Bases, LCS.....                  | 4..... | Kirk Gibson.....       | 1984, 1987         |
| Most Stolen Bases, World Series.....         | 4..... | Ty Cobb.....           | 1907-09            |
|                                              |        | Davy Jones.....        | 1907-09            |
| Most Stolen Bases, Division Series Game..... | 1..... | Curtis Granderson..... | 10/6/2006 vs. NYY  |
|                                              |        | Miguel Cabrera.....    | 10/2/2011 at NYY   |
|                                              |        | Austin Jackson.....    | 10/4/2011 vs. NYY  |
|                                              |        | Quintin Berry.....     | 10/6/2012 vs. OAK  |
|                                              |        | Andy Dirks.....        | 10/11/2012 at OAK  |
|                                              |        | Omar Infante.....      | 10/11/2012 at OAK  |
|                                              |        | Jhonny Peralta.....    | 10/11/2012 at OAK  |
|                                              |        | Ezequiel Carrera.....  | 10/3/2014 at BAL   |
|                                              |        | Don Kelly.....         | 10/5/2014 vs. BAL  |
| Most Stolen Bases, LCS Game.....             | 2..... | Kirk Gibson.....       | 10/10/1987 vs. MIN |
| Most Stolen Bases, World Series Game.....    | 2..... | Davy Jones.....        | 10/8/1907 at CHC   |
|                                              |        | Ty Cobb.....           | 10/12/1908 vs. CHC |

**CAUGHT STEALING**

|                                                 |        |                       |                                    |
|-------------------------------------------------|--------|-----------------------|------------------------------------|
| Most Caught Stealing, Career.....               | 3..... | Ty Cobb.....          | 1907-09                            |
|                                                 |        | Davy Jones.....       | 1907-09                            |
|                                                 |        | Germany Schaefer..... | 1907-08                            |
| Most Caught Stealing, Division Series.....      | 1..... | Six players.....      | (last, Fielder; 10/10/2013 at OAK) |
| Most Caught Stealing, LCS.....                  | 1..... | Dick McAuliffe.....   | 1972                               |
|                                                 |        | Jim Northrup.....     | 1972                               |
|                                                 |        | Austin Jackson.....   | 2011-13                            |
| Most Caught Stealing, World Series.....         | 3..... | Ty Cobb.....          | 1907-09                            |
|                                                 |        | Davy Jones.....       | 1907-09                            |
|                                                 |        | Germany Schaefer..... | 1907-08                            |
| Most Caught Stealing, Division Series Game..... | 1..... | Six times.....        | (last, Fielder; 10/10/2013 at OAK) |
| Most Caught Stealing, LCS Game.....             | 1..... | Jim Northrup.....     | 10/8/1972 at OAK                   |
|                                                 |        | Dick McAuliffe.....   | 10/11/1972 vs. OAK                 |
|                                                 |        | Austin Jackson.....   | 10/12/2011 vs. TEX                 |
| Most Caught Stealing, World Series Game.....    | 2..... | Jo-Jo White.....      | 10/8/1934 vs. STL                  |

**INDIVIDUAL PITCHING**

**GAMES WON**

|                                      |        |                       |                     |
|--------------------------------------|--------|-----------------------|---------------------|
| Most Games Won, Career.....          | 7..... | Justin Verlander..... | 2006, 2011-14       |
| Most Games Won, Division Series..... | 4..... | Justin Verlander..... | 2006, 2011-14       |
| Most Games Won, LCS.....             | 3..... | Justin Verlander..... | 2006, 2011-13       |
| Most Games Won, World Series.....    | 4..... | Tommy Bridges.....    | 1934-35, 1940, 1945 |

**GAMES LOST**

|                                       |        |                       |               |
|---------------------------------------|--------|-----------------------|---------------|
| Most Games Lost, Career.....          | 5..... | Schoolboy Rowe.....   | 1934-35, 1940 |
|                                       |        | Justin Verlander..... | 2006, 2011-14 |
| Most Games Lost, Division Series..... | 2..... | Anibal Sanchez.....   | 2012-14       |
| Most Games Lost, LCS.....             | 2..... | Woody Fryman.....     | 1972          |
|                                       |        | Doyle Alexander.....  | 1987          |
|                                       |        | Max Scherzer.....     | 2011-13       |
|                                       |        | Justin Verlander..... | 2006, 2011-13 |
| Most Games Lost, World Series.....    | 5..... | Schoolboy Rowe.....   | 1934-35, 1940 |

**EARNED RUN AVERAGE**

|                                              |           |                       |               |
|----------------------------------------------|-----------|-----------------------|---------------|
| Lowest ERA, Career (Min 40 IP).....          | 1.57..... | Mickey Lolich.....    | 1968, 1972    |
| Lowest ERA, Division Series (Min 10 IP)..... | 2.15..... | Justin Verlander..... | 2006, 2011-14 |
| Lowest ERA, LCS (Min 10 IP).....             | 1.37..... | Doug Fister.....      | 2011-13       |
| Lowest ERA, World Series (Min 10 IP).....    | 0.79..... | Johnny Gorsica.....   | 1940          |

**GAMES PITCHED**

|                                          |         |                       |               |
|------------------------------------------|---------|-----------------------|---------------|
| Most Games Pitched, Career.....          | 20..... | Phil Coke.....        | 2011-14       |
| Most Games Pitched, Division Series..... | 8.....  | Joaquin Benoit.....   | 2011-13       |
|                                          |         | Justin Verlander..... | 2006, 2011-14 |
| Most Games Pitched, LCS.....             | 12..... | Phil Coke.....        | 2011-13       |
| Most Games Pitched, World Series.....    | 8.....  | Schoolboy Rowe.....   | 1934-35, 1940 |

**GAMES STARTED**

|                                          |         |                        |               |
|------------------------------------------|---------|------------------------|---------------|
| Most Games Started, Career.....          | 16..... | Justin Verlander.....  | 2006, 2011-14 |
| Most Games Started, Division Series..... | 8.....  | Justin Verlander.....  | 2006, 2011-14 |
| Most Games Started, LCS.....             | 5.....  | Justin Verlander.....  | 2006, 2011-13 |
|                                          |         | Max Scherzer.....      | 2011-13       |
|                                          |         | Wild Bill Donovan..... | 1907-09       |
| Most Games Started, World Series.....    | 6.....  | George Mullin.....     | 1907-09       |
|                                          |         | Schoolboy Rowe.....    | 1934-35, 1940 |

**COMPLETE GAMES**

|                                  |        |                    |         |
|----------------------------------|--------|--------------------|---------|
| Most Complete Games, Career..... | 6..... | George Mullin..... | 1907-09 |
|----------------------------------|--------|--------------------|---------|



# TIGERS POSTSEASON RECORD BOOK

|                                           |   |                        |               |
|-------------------------------------------|---|------------------------|---------------|
| Most Complete Games, Division Series..... | 1 | Justin Verlander ..... | 2006, 2011-14 |
| Most Complete Games, LCS.....             | 1 | Joe Coleman .....      | 1972          |
|                                           |   | Jack Morris .....      | 1987          |
| Most Complete Games, World Series.....    | 6 | George Mullin.....     | 1907-09       |

## SHUTOUTS

|                                     |   |                        |               |
|-------------------------------------|---|------------------------|---------------|
| Most Shutouts, Career.....          | 1 | George Mullin.....     | 1907-09       |
|                                     |   | Bobo Newsom.....       | 1940          |
|                                     |   | Joe Coleman .....      | 1972          |
| Most Shutouts, Division Series..... | 1 | Justin Verlander ..... | 2006, 2011-14 |
| Most Shutouts, LCS.....             | 1 | Justin Verlander ..... | 2006, 2011-14 |
| Most Shutouts, World Series.....    | 1 | Joe Coleman .....      | 1972          |
|                                     |   | George Mullin.....     | 1907-09       |
|                                     |   | Bobo Newsom.....       | 1940          |

## SAVES (Since 1969)

|                                  |   |                       |         |
|----------------------------------|---|-----------------------|---------|
| Most Saves, Career.....          | 4 | Todd Jones .....      | 2006    |
|                                  |   | Jose Valverde .....   | 2011-12 |
| Most Saves, Division Series..... | 3 | Jose Valverde .....   | 2011-12 |
| Most Saves, LCS.....             | 3 | Phil Coke.....        | 2011-13 |
| Most Saves, World Series.....    | 2 | Willie Hernandez..... | 1984    |

## INNINGS PITCHED

|                                                 |      |                        |                   |
|-------------------------------------------------|------|------------------------|-------------------|
| Most Innings Pitched, Career.....               | 98.1 | Justin Verlander ..... | 2006, 2011-14     |
| Most Innings Pitched, Division Series.....      | 50.1 | Justin Verlander ..... | 2006, 2011-14     |
| Most Innings Pitched, LCS.....                  | 33.0 | Justin Verlander ..... | 2006, 2011-13     |
| Most Innings Pitched, World Series.....         | 58.0 | George Mullin.....     | 1907-09           |
| Most Innings Pitched, Division Series Game..... | 9.0  | Justin Verlander ..... | 10/11/2012 at OAK |
| Most Innings Pitched, LCS Game.....             | 10.0 | Mickey Lolich .....    | 10/7/1972 at OAK  |
| Most Innings Pitched, World Series Game.....    | 12.0 | Wild Bill Donovan..... | 10/8/1907 at CHC  |
|                                                 |      | Schoolboy Rowe.....    | 10/4/1934 vs. STL |

## HITS ALLOWED

|                                              |    |                        |                     |
|----------------------------------------------|----|------------------------|---------------------|
| Most Hits Allowed, Career.....               | 77 | Justin Verlander ..... | 2006, 2011-14       |
| Most Hits Allowed, Division Series.....      | 32 | Justin Verlander ..... | 2006, 2011-14       |
| Most Hits Allowed, LCS.....                  | 27 | Justin Verlander ..... | 2006, 2011-13       |
| Most Hits Allowed, World Series.....         | 52 | Tommy Bridges .....    | 1934-35, 1940, 1945 |
| Most Hits Allowed, Division Series Game..... | 12 | Nate Robertson.....    | 10/3/2006 at NYY    |
| Most Hits Allowed, LCS Game.....             | 9  | Mickey Lolich .....    | 10/7/1972 at OAK    |
|                                              |    | Anibal Sanchez.....    | 10/17/2013 vs. BOS  |
| Most Hits Allowed, World Series Game.....    | 12 | Tommy Bridges .....    | 10/7/1935 vs. CHC   |

## RUNS ALLOWED

|                                              |    |                        |                    |
|----------------------------------------------|----|------------------------|--------------------|
| Most Runs Allowed, Career.....               | 40 | Justin Verlander ..... | 2006, 2011-14      |
| Most Runs Allowed, Division Series.....      | 12 | Doug Fister.....       | 2011-13            |
|                                              |    | Justin Verlander ..... | 2006, 2011-14      |
| Most Runs Allowed, LCS.....                  | 14 | Max Scherzer.....      | 2011-13            |
| Most Runs Allowed, World Series.....         | 23 | Schoolboy Rowe.....    | 1934-35, 1940      |
| Most Runs Allowed, Division Series Game..... | 7  | Nate Robertson.....    | 10/3/2006 at NYY   |
| Most Runs Allowed, LCS Game.....             | 6  | Doyle Alexander.....   | 10/7/1987 at MIN   |
|                                              |    | Jack Morris.....       | 10/8/1987 at MIN   |
|                                              |    | Walt Terrell.....      | 10/10/1987 vs. MIN |
|                                              |    | Max Scherzer.....      | 10/15/2011 at TEX  |
| Most Runs Allowed, World Series Game.....    | 8  | Ed Summers.....        | 10/13/1909 at PIT  |

## EARNED RUNS ALLOWED

|                                                     |    |                        |                    |
|-----------------------------------------------------|----|------------------------|--------------------|
| Most Earned Runs Allowed, Career.....               | 37 | Justin Verlander ..... | 2006, 2011-14      |
| Most Earned Runs Allowed, Division Series.....      | 12 | Doug Fister.....       | 2011-13            |
|                                                     |    | Justin Verlander ..... | 2006, 2011-14      |
| Most Earned Runs Allowed, LCS.....                  | 14 | Max Scherzer.....      | 2011-13            |
| Most Earned Runs Allowed, World Series.....         | 20 | Schoolboy Rowe.....    | 1934-35, 1940      |
| Most Earned Runs Allowed, Division Series Game..... | 7  | Nate Robertson.....    | 10/3/2006 at NYY   |
| Most Earned Runs Allowed, LCS Game.....             | 6  | Doyle Alexander.....   | 10/7/1987 at MIN   |
|                                                     |    | Jack Morris.....       | 10/8/1987 at MIN   |
|                                                     |    | Walt Terrell.....      | 10/10/1987 vs. MIN |
|                                                     |    | Max Scherzer.....      | 10/15/2011 at TEX  |
| Most Earned Runs Allowed, World Series Game.....    | 7  | Ed Summers.....        | 10/13/1909 at PIT  |
|                                                     |    | Hal Newhouser.....     | 10/3/1945 vs. CHC  |

## DOUBLES ALLOWED

|                                                 |    |                        |                             |
|-------------------------------------------------|----|------------------------|-----------------------------|
| Most Doubles Allowed, Career.....               | 13 | Max Scherzer.....      | 2011-14                     |
| Most Doubles Allowed, Division Series.....      | 5  | Doug Fister.....       | 2011-13                     |
| Most Doubles Allowed, LCS.....                  | 9  | Max Scherzer.....      | 2011-13                     |
| Most Doubles Allowed, World Series.....         | 10 | Tommy Bridges .....    | 1934-35, 1940, 1945         |
|                                                 |    | Schoolboy Rowe.....    | 1934-35, 1940               |
| Most Doubles Allowed, Division Series Game..... | 3  | Nate Robertson.....    | 10/3/2006 at NYY            |
|                                                 |    | Kenny Rogers.....      | 10/6/2006 vs. NYY           |
|                                                 |    | Doug Fister.....       | 9/30/2011 at NYY            |
|                                                 |    | Anibal Sanchez.....    | 10/17/2013 vs. BOS          |
| Most Doubles Allowed, LCS Game.....             | 3  | Jack Morris.....       | 10/8/1987 at MIN            |
|                                                 |    | Max Scherzer.....      | 10/10/2011 at TEX (11 inn.) |
|                                                 |    | Justin Verlander ..... | 10/13/2011 vs. TEX          |
| Most Doubles Allowed, World Series Game.....    | 4  | Jeremy Bonderman.....  | 10/26/2006 at STL           |

## TRIPLES ALLOWED

|                                            |   |                        |                     |
|--------------------------------------------|---|------------------------|---------------------|
| Most Triples Allowed, Career.....          | 5 | Tommy Bridges .....    | 1934-35, 1940, 1945 |
| Most Triples Allowed, Division Series..... | 1 | Jose Valverde .....    | 2011-12             |
|                                            |   | Justin Verlander ..... | 2006, 2011-14       |
|                                            |   | Max Scherzer.....      | 2011-14             |

# TIGERS POSTSEASON RECORD BOOK



|                                                 |        |                       |                     |
|-------------------------------------------------|--------|-----------------------|---------------------|
| Most Triples Allowed, LCS.....                  | 1..... | Anibal Sanchez.....   | 2012-14             |
|                                                 |        | Doug Fister.....      | 2011-13             |
|                                                 |        | Jack Morris.....      | 1984, 1987          |
|                                                 |        | Doyle Alexander.....  | 1987                |
|                                                 |        | Justin Verlander..... | 2006, 2011-13       |
|                                                 |        | Max Scherzer.....     | 2011-13             |
|                                                 |        | Joaquin Benoit.....   | 2011-13             |
| Most Triples Allowed, World Series.....         | 5..... | Tommy Bridges.....    | 1934-35, 1940, 1945 |
| Most Triples Allowed, Division Series Game..... | 1..... | Jose Valverde.....    | 10/2/2011 at NYY    |
|                                                 |        | Justin Verlander..... | 10/3/2011 vs. NYY   |
|                                                 |        | Max Scherzer.....     | 10/4/2013 at OAK    |
|                                                 |        | Anibal Sanchez.....   | 10/7/2013 vs. OAK   |
|                                                 |        | Doug Fister.....      | 10/8/2013 vs. OAK   |
|                                                 |        | Jack Morris.....      | 10/2/1984 at KC     |
|                                                 |        | Doyle Alexander.....  | 10/7/1987 at MIN    |
|                                                 |        | Justin Verlander..... | 10/8/2011 at TEX    |
|                                                 |        | Max Scherzer.....     | 10/18/2012 vs. NYY  |
|                                                 |        | Joaquin Benoit.....   | 10/16/2013 at BOS   |
|                                                 |        | Tommy Bridges.....    | 10/5/1934 at STL    |
|                                                 |        | Tommy Bridges.....    | 10/9/1934 vs. STL   |

## HOME RUNS ALLOWED

|                                                   |         |                       |                             |
|---------------------------------------------------|---------|-----------------------|-----------------------------|
| Most Home Runs Allowed, Career.....               | 13..... | Justin Verlander..... | 2006, 2011-14               |
| Most Home Runs Allowed, Division Series.....      | 4.....  | Anibal Sanchez.....   | 2012-14                     |
| Most Home Runs Allowed, LCS.....                  | 6.....  | Justin Verlander..... | 2006, 2011-13               |
| Most Home Runs Allowed, World Series.....         | 4.....  | Justin Verlander..... | 2006, 2012                  |
| Most Home Runs Allowed, Division Series Game..... | 3.....  | Anibal Sanchez.....   | 10/7/2013 vs. OAK           |
| Most Home Runs Allowed, LCS Game.....             | 2.....  | Doyle Alexander.....  | 10/7/1987 at MIN            |
|                                                   |         | Walt Terrell.....     | 10/10/1987 vs. MIN          |
|                                                   |         | Frank Tanana.....     | 10/11/1987 vs. MIN          |
|                                                   |         | Justin Verlander..... | 10/11/2006 at OAK           |
|                                                   |         | Brad Penny.....       | 10/15/2011 at TEX           |
|                                                   |         | Jose Valverde.....    | 10/13/2012 at NYY (12 inn.) |
| Most Home Runs Allowed, World Series Game.....    | 2.....  | Justin Verlander..... | 10/21/2006 vs. STL          |
|                                                   |         | Justin Verlander..... | 10/24/2012 at SF            |

## HIT BATSMEN

|                                             |        |                        |                    |
|---------------------------------------------|--------|------------------------|--------------------|
| Most Hit Batsmen, Career.....               | 4..... | Wild Bill Donovan..... | 1907-09            |
|                                             |        | Max Scherzer.....      | 2011-14            |
| Most Hit Batsmen, Division Series.....      | 2..... | Nate Robertson.....    | 2006               |
|                                             |        | Doug Fister.....       | 2011-13            |
|                                             |        | Rick Porcello.....     | 2011-14            |
|                                             |        | Max Scherzer.....      | 2011-14            |
|                                             |        | Frank Tanana.....      | 1987               |
| Most Hit Batsmen, LCS.....                  | 3..... | Wild Bill Donovan..... | 1907-09            |
| Most Hit Batsmen, World Series.....         | 4..... | Nate Robertson.....    | 10/3/2006 at NYY   |
| Most Hit Batsmen, Division Series Game..... | 2..... | Rick Porcello.....     | 10/4/2011 vs. NYY  |
|                                             |        | Doug Fister.....       | 10/7/2012 vs. OAK  |
|                                             |        | Frank Tanana.....      | 10/11/1987 vs. MIN |
| Most Hit Batsmen, LCS Game.....             | 3..... | Wild Bill Donovan..... | 10/8/1907 at CHC   |
| Most Hit Batsmen, World Series Game.....    | 2..... | George Mullin.....     | 10/8/1909 at PIT   |
|                                             |        | Ed Willett.....        | 10/11/1909 vs. PIT |

## WALKS

|                                       |         |                        |                    |
|---------------------------------------|---------|------------------------|--------------------|
| Most Walks, Career.....               | 30..... | Justin Verlander.....  | 2006, 2011-14      |
| Most Walks, Division Series.....      | 17..... | Justin Verlander.....  | 2006, 2011-14      |
| Most Walks, LCS.....                  | 14..... | Max Scherzer.....      | 2011-13            |
| Most Walks, World Series.....         | 17..... | Wild Bill Donovan..... | 1907-09            |
| Most Walks, Division Series Game..... | 4.....  | Justin Verlander.....  | 10/5/2006 at NYY   |
|                                       |         | Max Scherzer.....      | 10/2/2011 at NYY   |
|                                       |         | Justin Verlander.....  | 10/6/2012 vs. OAK  |
| Most Walks, LCS Game.....             | 6.....  | Anibal Sanchez.....    | 10/12/2013 at BOS  |
| Most Walks, World Series Game.....    | 6.....  | Wild Bill Donovan..... | 10/16/1909 vs. PIT |
|                                       |         | Earl Wilson.....       | 10/5/1968 vs. STL  |

## STRIKEOUTS

|                                            |          |                        |                    |
|--------------------------------------------|----------|------------------------|--------------------|
| Most Strikeouts, Career.....               | 112..... | Justin Verlander.....  | 2006, 2011-14      |
| Most Strikeouts, Division Series.....      | 64.....  | Justin Verlander.....  | 2006, 2011-14      |
| Most Strikeouts, LCS.....                  | 38.....  | Max Scherzer.....      | 2011-13            |
| Most Strikeouts, World Series.....         | 36.....  | George Mullin.....     | 1907-09            |
| Most Strikeouts, Division Series Game..... | 11.....  | Justin Verlander.....  | 10/3/2011 vs. NYY  |
|                                            |          | Justin Verlander.....  | 10/6/2012 vs. OAK  |
|                                            |          | Justin Verlander.....  | 10/11/2012 at OAK  |
|                                            |          | Max Scherzer.....      | 10/4/2013 at OAK   |
|                                            |          | Justin Verlander.....  | 10/5/2013 at OAK   |
| Most Strikeouts, LCS Game.....             | 14.....  | Joe Coleman.....       | 10/10/1972 vs. OAK |
| Most Strikeouts, World Series Game.....    | 12.....  | Wild Bill Donovan..... | 10/8/1907 at CHC   |

## CLUB BATTING

### BATTING AVERAGE

|                                       |          |      |
|---------------------------------------|----------|------|
| Highest Average, Postseason.....      | 261..... | 2006 |
| Highest Average, Division Series..... | 309..... | 2006 |
| Highest Average, LCS.....             | 291..... | 2012 |
| Highest Average, World Series.....    | 253..... | 1984 |

### AT-BATS

|                                    |          |      |
|------------------------------------|----------|------|
| Most At-Bats, Postseason.....      | 447..... | 2012 |
| Most At-Bats, Division Series..... | 163..... | 2012 |
| Most At-Bats, LCS.....             | 209..... | 2011 |



# TIGERS POSTSEASON RECORD BOOK

|                                  |     |                                      |
|----------------------------------|-----|--------------------------------------|
| Most At-Bats, World Series ..... | 250 | 1934                                 |
| Most At-Bats, Game .....         | 50  | 10/13/2012 at NYY (12 inn.)          |
| Fewest At-Bats, Game .....       | 26  | 10/5/1984 vs. KC<br>10/25/2012 at SF |

## RUNS SCORED

|                                     |    |                   |
|-------------------------------------|----|-------------------|
| Most Runs, Postseason .....         | 55 | 2006              |
| Most Runs, Division Series .....    | 22 | 2006              |
| Most Runs, LCS .....                | 25 | 2011              |
| Most Runs, World Series .....       | 34 | 1968              |
| Most Runs, Game .....               | 13 | 10/9/1968 at STL  |
| Most Runs by Both Clubs, Game ..... | 20 | 10/15/2011 at TEX |

## HITS

|                                     |     |                            |
|-------------------------------------|-----|----------------------------|
| Most Hits, Postseason .....         | 114 | 2006                       |
| Most Hits, Division Series .....    | 43  | 2006                       |
| Most Hits, LCS .....                | 51  | 2011                       |
| Most Hits, World Series .....       | 56  | 1934, 1940, 1968           |
| Most Hits, Game .....               | 16  | 10/18/2012 vs. NYY         |
| Fewest Hits, Game .....             | 1   | 10/5/1945 vs. CHC          |
| Most Hits by Both Clubs, Game ..... | 28  | 10/8/1945 at CHC (12 inn.) |

## EXTRA-BASE HITS

|                                             |    |                  |
|---------------------------------------------|----|------------------|
| Most Extra-Base Hits, Postseason .....      | 46 | 2006             |
| Most Extra-Base Hits, Division Series ..... | 19 | 2006             |
| Most Extra-Base Hits, LCS .....             | 23 | 2011             |
| Most Extra-Base Hits, World Series .....    | 18 | 1909             |
| Most Extra-Base Hits, Game .....            | 7  | 10/3/2006 at NYY |

## SINGLES

|                                     |    |                   |
|-------------------------------------|----|-------------------|
| Most Singles, Postseason .....      | 78 | 2012              |
| Most Singles, Division Series ..... | 31 | 2012              |
| Most Singles, LCS .....             | 39 | 2013              |
| Most Singles, World Series .....    | 42 | 1945              |
| Most Singles, Game .....            | 11 | 10/6/1940 vs. CIN |

## DOUBLES

|                                     |    |                                        |
|-------------------------------------|----|----------------------------------------|
| Most Doubles, Postseason .....      | 27 | 2006                                   |
| Most Doubles, Division Series ..... | 12 | 2006                                   |
| Most Doubles, LCS .....             | 9  | 2011, 2013                             |
| Most Doubles, World Series .....    | 16 | 1909                                   |
| Most Doubles, Game .....            | 4  | 10/14/1909 vs. PIT<br>10/3/2006 at NYY |

## TRIPLES

|                                     |   |                        |
|-------------------------------------|---|------------------------|
| Most Triples, Postseason .....      | 3 | 1940, 1968             |
| Most Triples, Division Series ..... | 1 | 2006                   |
| Most Triples, LCS .....             | 1 | 1972, 1984, 2011, 2012 |
| Most Triples, World Series .....    | 3 | 1940, 1968             |
| Most Triples, Game .....            | 2 | 10/7/1968 vs. STL      |

## HOME RUNS

|                                       |    |                                                               |
|---------------------------------------|----|---------------------------------------------------------------|
| Most Home Runs, Postseason .....      | 19 | 2011                                                          |
| Most Home Runs, Division Series ..... | 6  | 2006, 2011                                                    |
| Most Home Runs, LCS .....             | 13 | 2011                                                          |
| Most Home Runs, World Series .....    | 8  | 1968                                                          |
| Most Home Runs, Game .....            | 4  | 10/13/2011 vs. TEX<br>10/15/2011 at TEX<br>10/18/2012 vs. NYY |

## WALKS

|                                   |    |                   |
|-----------------------------------|----|-------------------|
| Most Walks, Postseason .....      | 39 | 2011              |
| Most Walks, Division Series ..... | 17 | 2011              |
| Most Walks, LCS .....             | 22 | 2011              |
| Most Walks, World Series .....    | 33 | 1945              |
| Most Walks, Game .....            | 11 | 10/12/1984 vs. SD |

## STRIKEOUTS

|                                        |     |                  |
|----------------------------------------|-----|------------------|
| Most Strikeouts, Postseason .....      | 105 | 2012             |
| Most Strikeouts, Division Series ..... | 47  | 2011             |
| Most Strikeouts, LCS .....             | 50  | 2011             |
| Most Strikeouts, World Series .....    | 59  | 1968             |
| Most Strikeouts, Game .....            | 17  | 10/2/1968 at STL |

## SLUGGING PERCENTAGE

|                                                    |     |      |
|----------------------------------------------------|-----|------|
| Highest Slugging Percentage, Postseason .....      | 449 | 2006 |
| Lowest Slugging Percentage, Postseason .....       | 234 | 1908 |
| Highest Slugging Percentage, Division Series ..... | 540 | 2006 |
| Highest Slugging Percentage, LCS .....             | 489 | 2006 |
| Highest Slugging Percentage, World Series .....    | 411 | 1984 |

## ON-BASE PERCENTAGE

|                                                   |     |      |
|---------------------------------------------------|-----|------|
| Highest On-Base Percentage, Postseason .....      | 335 | 1935 |
| Lowest On-Base Percentage, Postseason .....       | 253 | 1907 |
| Highest On-Base Percentage, Division Series ..... | 338 | 2006 |
| Highest On-Base Percentage, LCS .....             | 367 | 2006 |
| Highest On-Base Percentage, World Series .....    | 355 | 1984 |



**CLUB BASE RUNNING**

**STOLEN BASES**

|                                         |    |                                                                                  |
|-----------------------------------------|----|----------------------------------------------------------------------------------|
| Most Stolen Bases, Postseason.....      | 11 | 1984                                                                             |
| Fewest Stolen Bases, Postseason.....    | 0  | 1940, 1968, 1972                                                                 |
| Most Stolen Bases, Division Series..... | 4  | 2012                                                                             |
| Most Stolen Bases, LCS.....             | 5  | 1987                                                                             |
| Most Stolen Bases, World Series.....    | 7  | 1984                                                                             |
| Most Stolen Bases, Game.....            | 3  | 10/12/1908 vs. CHC<br>10/6/1934 at STL<br>10/5/1984 vs. KC<br>10/11/2012 vs. OAK |

**CAUGHT STEALING**

|                                            |   |                   |
|--------------------------------------------|---|-------------------|
| Most Caught Stealing, Postseason.....      | 6 | 1909              |
| Fewest Caught Stealing, Postseason.....    | 0 | 1987, 2014        |
| Most Caught Stealing, Division Series..... | 3 | 2013              |
| Most Caught Stealing, LCS.....             | 2 | 1972              |
| Most Caught Stealing, World Series.....    | 6 | 1909              |
| Most Caught Stealing, Game.....            | 3 | 10/9/1907 vs. CHC |

**CLUB PITCHING**

**EARNED RUN AVERAGE**

|                                  |      |      |
|----------------------------------|------|------|
| Lowest ERA, Postseason.....      | 2.14 | 1972 |
| Highest ERA, Postseason.....     | 6.70 | 1987 |
| Lowest ERA, Division Series..... | 2.06 | 2012 |
| Lowest ERA, LCS.....             | 1.24 | 1984 |
| Lowest ERA, World Series.....    | 2.15 | 1907 |

**COMPLETE GAMES**

|                                           |   |                        |
|-------------------------------------------|---|------------------------|
| Most Complete Games, Postseason.....      | 5 | 1935                   |
| Fewest Complete Games, Postseason.....    | 0 | 2006, 2011, 2013, 2014 |
| Most Complete Games, Division Series..... | 1 | 2012                   |
| Most Complete Games, LCS.....             | 1 | 1972, 1987             |
| Most Complete Games, World Series.....    | 5 | 1935                   |

**SHUTOUTS**

|                                     |   |                              |
|-------------------------------------|---|------------------------------|
| Most Shutouts, Postseason.....      | 2 | 2006, 2012, 2013             |
| Fewest Shutouts, Postseason.....    | 0 | nine times (last, 2014)      |
| Most Shutouts, Division Series..... | 1 | 2006, 2012, 2013             |
| Most Shutouts, LCS.....             | 1 | 1972, 1984, 2006, 2012, 2013 |
| Most Shutouts, World Series.....    | 1 | 1909, 1940                   |

**SAVES (since 1969)**

|                                  |   |                  |
|----------------------------------|---|------------------|
| Most Saves, Postseason.....      | 4 | 2006, 2011       |
| Fewest Saves, Postseason.....    | 0 | 1972, 1987, 2014 |
| Most Saves, Division Series..... | 2 | 2011, 2013       |
| Most Saves, LCS.....             | 2 | 2006, 2011, 2012 |
| Most Saves, World Series.....    | 2 | 1984             |

**INNINGS PITCHED**

|                                            |       |            |
|--------------------------------------------|-------|------------|
| Most Innings Pitched, Postseason.....      | 117.2 | 2012       |
| Fewest Innings Pitched, Postseason.....    | 25.0  | 2014       |
| Most Innings Pitched, Division Series..... | 44.0  | 2011, 2013 |
| Most Innings Pitched, LCS.....             | 55.0  | 2011       |
| Most Innings Pitched, World Series.....    | 65.2  | 1945       |

**HITS ALLOWED**

|                                         |     |                                                             |
|-----------------------------------------|-----|-------------------------------------------------------------|
| Most Hits Allowed, Postseason.....      | 108 | 2011                                                        |
| Fewest Hits Allowed, Postseason.....    | 26  | 2014                                                        |
| Most Hits Allowed, Division Series..... | 45  | 2011                                                        |
| Most Hits Allowed, LCS.....             | 63  | 2011                                                        |
| Most Hits Allowed, World Series.....    | 73  | 1934                                                        |
| Most Hits Allowed, Game.....            | 17  | 10/9/1934 vs. STL<br>10/15/2011 at TEX<br>10/12/2013 at BOS |
| Fewest Hits Allowed, Game.....          | 1   | 10/12/2013 at BOS                                           |

**RUNS ALLOWED**

|                                         |    |                                    |
|-----------------------------------------|----|------------------------------------|
| Most Runs Allowed, Postseason.....      | 67 | 2011                               |
| Fewest Runs Allowed, Postseason.....    | 13 | 1972                               |
| Most Runs Allowed, Division Series..... | 28 | 2011                               |
| Most Runs Allowed, LCS.....             | 39 | 2011                               |
| Most Runs Allowed, World Series.....    | 34 | 1909, 1934                         |
| Most Runs Allowed, Game.....            | 15 | 10/15/2011 at TEX                  |
| Fewest Runs Allowed, Game.....          | 0  | 10 times (last, 10/12/2013 at BOS) |

**EARNED RUNS ALLOWED**

|                                                |    |                                    |
|------------------------------------------------|----|------------------------------------|
| Most Earned Runs Allowed, Postseason.....      | 65 | 2011                               |
| Fewest Earned Runs Allowed, Postseason.....    | 11 | 1907, 1972                         |
| Most Earned Runs Allowed, Division Series..... | 28 | 2011                               |
| Most Earned Runs Allowed, LCS.....             | 37 | 2011                               |
| Most Earned Runs Allowed, World Series.....    | 28 | 1945                               |
| Most Earned Runs Allowed, Game.....            | 14 | 10/15/2011 at TEX                  |
| Fewest Earned Runs Allowed, Game.....          | 0  | 13 times (last, 10/12/2013 at BOS) |

**HOME RUNS ALLOWED**

|                                         |    |      |
|-----------------------------------------|----|------|
| Most Home Runs Allowed, Postseason..... | 11 | 2011 |
|-----------------------------------------|----|------|



# TIGERS POSTSEASON RECORD BOOK

|                                              |        |                                                            |
|----------------------------------------------|--------|------------------------------------------------------------|
| Fewest Home Runs Allowed, Postseason.....    | 0..... | 1907                                                       |
| Most Home Runs Allowed, Division Series..... | 5..... | 2013                                                       |
| Most Home Runs Allowed, LCS.....             | 8..... | 1987                                                       |
| Most Home Runs Allowed, World Series.....    | 7..... | 1968                                                       |
| Most Home Runs Allowed, Game.....            | 3..... | 10/11/2006 at OAK<br>10/24/2012 at SF<br>10/7/2013 vs. OAK |

## HIT BATSMEN

|                                        |        |                        |
|----------------------------------------|--------|------------------------|
| Most Hit Batsmen, Postseason.....      | 6..... | 1909, 2006, 2011       |
| Fewest Hit Batsmen, Postseason.....    | 0..... | 1908, 1940, 1945, 1984 |
| Most Hit Batsmen, Division Series..... | 4..... | 2011                   |
| Most Hit Batsmen, LCS.....             | 5..... | 1987                   |
| Most Hit Batsmen, World Series.....    | 6..... | 1909                   |
| Most Hit Batsmen, Game.....            | 3..... | 10/11/1987 vs. MIN     |

## WALKS

|                                  |         |                                       |
|----------------------------------|---------|---------------------------------------|
| Most Walks, Postseason.....      | 45..... | 2006                                  |
| Fewest Walks, Postseason.....    | 7.....  | 2014                                  |
| Most Walks, Division Series..... | 21..... | 2011                                  |
| Most Walks, LCS.....             | 20..... | 1987, 2011                            |
| Most Walks, World Series.....    | 23..... | 2006                                  |
| Most Walks, Game.....            | 10..... | 10/16/1909 vs. PIT                    |
| Fewest Walks, Game.....          | 0.....  | nine times (last, 10/16/2012 vs. NYY) |

## STRIKEOUTS

|                                       |          |                                        |
|---------------------------------------|----------|----------------------------------------|
| Most Strikeouts, Postseason.....      | 130..... | 2013                                   |
| Fewest Strikeouts, Postseason.....    | 19.....  | 2014                                   |
| Most Strikeouts, Division Series..... | 57.....  | 2013                                   |
| Most Strikeouts, LCS.....             | 73.....  | 2013                                   |
| Most Strikeouts, World Series.....    | 48.....  | 1945                                   |
| Most Strikeouts, Game.....            | 17.....  | 10/12/2013 at BOS                      |
| Fewest Strikeouts, Game.....          | 1.....   | 10/16/1909 vs. PIT<br>10/6/1934 at STL |

## WILD PITCHES

|                                         |        |                  |
|-----------------------------------------|--------|------------------|
| Most Wild Pitches, Postseason.....      | 8..... | 2013             |
| Fewest Wild Pitches, Postseason.....    | 0..... | 1907, 1935, 1968 |
| Most Wild Pitches, Division Series..... | 2..... | 2011, 2012, 2013 |
| Most Wild Pitches, LCS.....             | 6..... | 2013             |
| Most Wild Pitches, World Series.....    | 5..... | 2006             |

## CLUB FIELDING

### FIELDING PERCENTAGE

|                                                   |            |      |
|---------------------------------------------------|------------|------|
| Highest Fielding Percentage, Postseason.....      | .989.....  | 2012 |
| Lowest Fielding Percentage, Postseason.....       | .938.....  | 1909 |
| Highest Fielding Percentage, Division Series..... | 1.000..... | 2011 |
| Highest Fielding Percentage, LCS.....             | .993.....  | 2006 |
| Highest Fielding Percentage, World Series.....    | .993.....  | 2012 |

### PUTOUTS

|                                    |          |                                                                                          |
|------------------------------------|----------|------------------------------------------------------------------------------------------|
| Most Putouts, Postseason.....      | 353..... | 2012                                                                                     |
| Most Putouts, Division Series..... | 132..... | 2011, 2013                                                                               |
| Most Putouts, LCS.....             | 165..... | 2011                                                                                     |
| Most Putouts, World Series.....    | 197..... | 1945                                                                                     |
| Most Putouts, Game.....            | 36.....  | 10/8/1907 at CHC (12 inn.)<br>10/4/1934 vs. STL (12 inn.)<br>10/13/2012 at NYY (12 inn.) |

### ASSISTS

|                                    |          |                            |
|------------------------------------|----------|----------------------------|
| Most Assists, Postseason.....      | 120..... | 2006                       |
| Most Assists, Division Series..... | 36.....  | 2011                       |
| Most Assists, LCS.....             | 63.....  | 2011                       |
| Most Assists, World Series.....    | 88.....  | 1909                       |
| Most Assists, Game.....            | 20.....  | 10/4/1935 at CHC (11 inn.) |

### TOTAL CHANCES

|                                          |          |                            |
|------------------------------------------|----------|----------------------------|
| Most Total Chances, Postseason.....      | 469..... | 2006                       |
| Most Total Chances, Division Series..... | 168..... | 2011                       |
| Most Total Chances, LCS.....             | 233..... | 2011                       |
| Most Total Chances, World Series.....    | 289..... | 1909                       |
| Most Total Chances, Game.....            | 55.....  | 10/4/1935 at CHC (11 inn.) |

### ERRORS

|                                   |         |                                         |
|-----------------------------------|---------|-----------------------------------------|
| Most Errors, Postseason.....      | 18..... | 1909                                    |
| Fewest Errors, Postseason.....    | 2.....  | 2014                                    |
| Most Errors, Division Series..... | 2.....  | 2014                                    |
| Most Errors, LCS.....             | 7.....  | 1972                                    |
| Most Errors, World Series.....    | 18..... | 1909                                    |
| Most Errors, Game.....            | 5.....  | 10/11/1909 vs. PIT<br>10/3/1934 vs. STL |

### PASSED BALLS

|                                      |        |                   |
|--------------------------------------|--------|-------------------|
| Most Passed Balls, Postseason.....   | 2..... | 1945              |
| Most Passed Balls, LCS.....          | 1..... | 1987              |
| Most Passed Balls, World Series..... | 2..... | 1945              |
| Most Passed Balls, Game.....         | 2..... | 10/3/1945 vs. CHC |





## DOUBLE PLAYS

|                                          |          |                   |
|------------------------------------------|----------|-------------------|
| Most Double Plays, Postseason .....      | 14 ..... | 2006              |
| Most Double Plays, Division Series ..... | 3 .....  | 2006, 2011        |
| Most Double Plays, LCS .....             | 7 .....  | 2006              |
| Most Double Plays, World Series .....    | 6 .....  | 1935              |
| Most Double Plays, Game .....            | 4 .....  | 10/10/2006 at OAK |

## CLUB MISCELLANEOUS

### LENGTH OF GAMES

|                                       |            |                                                                                |
|---------------------------------------|------------|--------------------------------------------------------------------------------|
| Longest Game, Innings .....           | 12 .....   | 10/8/1907 at CHC<br>10/4/1934 vs. STL<br>10/8/1945 at CHC<br>10/13/2012 at NYY |
| Longest Nine-Inning Game, Time .....  | 3:56 ..... | 10/12/2013 at BOS                                                              |
| Longest Extra-Inning Game, Time ..... | 4:54 ..... | 10/13/2012 at NYY (12 inn.)                                                    |
| Shortest Game, Time .....             | 1:25 ..... | 10/14/1908 vs. CHC                                                             |

### GAMES WON

|                                          |         |                                    |
|------------------------------------------|---------|------------------------------------|
| Most Games Won, Postseason .....         | 8 ..... | 2006                               |
| Most Games Won at Home, Postseason ..... | 5 ..... | 2006                               |
| Most Games Won on Road, Postseason ..... | 3 ..... | 1945, 1968, 1984, 2006, 2012, 2013 |
| Longest Winning Streak, Postseason ..... | 7 ..... | 10/5-10/14/2006                    |

### GAMES LOST

|                                           |         |                      |
|-------------------------------------------|---------|----------------------|
| Most Games Lost, Postseason .....         | 6 ..... | 2011, 2012, 2013     |
| Most Games Lost at Home, Postseason ..... | 3 ..... | 1908, 1934, 2013     |
| Most Games Lost on Road, Postseason ..... | 4 ..... | 2006, 2011, 2012     |
| Longest Losing Streak, Postseason .....   | 5 ..... | 10/17/2013-10/5/2014 |

### PITCHERS USED

|                                              |          |                                                                                                                                                  |
|----------------------------------------------|----------|--------------------------------------------------------------------------------------------------------------------------------------------------|
| Most Pitchers Used, Nine-Inning Game .....   | 6 .....  | 10/9/1934 vs. STL<br>10/6/1968 vs. STL<br>10/21/2006 vs. STL<br>10/24/2006 at STL<br>10/15/2011 at TEX<br>10/10/2012 at OAK<br>10/13/2013 at BOS |
| Most Pitchers Used by Both Clubs, Game ..... | 13 ..... | 10/13/2012 at NYY (12 inn.)                                                                                                                      |

### ATTENDANCE

|                                                 |              |                    |
|-------------------------------------------------|--------------|--------------------|
| Largest Attendance, Home Postseason Game .....  | 55,500 ..... | 10/5/1945 vs. CHC  |
| Smallest Attendance, Home Postseason Game ..... | 6,210 .....  | 10/14/1908 vs. CHC |
| Largest Attendance, Road Postseason Game .....  | 57,911 ..... | 10/10/1984 at SD   |
| Smallest Attendance, Road Postseason Game ..... | 13,114 ..... | 10/10/1907 at CHC  |

## POSTSEASON ATTENDANCE IN DETROIT

| Year | Opponent      | Event        | Attendance | Games |
|------|---------------|--------------|------------|-------|
| 2014 | Baltimore     | ALDS         | 43,013     | 1     |
| 2013 | Boston        | ALCS         | 127,761    | 3     |
|      | OAKLAND       | ALDS         | 87,911     | 2     |
| 2012 | San Francisco | World Series | 84,414     | 2     |
|      | NEW YORK      | ALCS         | 84,967     | 2     |
|      | OAKLAND       | ALDS         | 84,007     | 2     |
| 2011 | Texas         | ALCS         | 126,047    | 3     |
|      | NEW YORK      | ALDS         | 87,108     | 2     |
| 2006 | St. Louis     | World Series | 85,012     | 2     |
|      | OAKLAND       | ALCS         | 84,636     | 2     |
|      | NEW YORK      | ALDS         | 86,566     | 2     |
| 1987 | Minnesota     | ALCS         | 149,117    | 3     |
| 1984 | SAN DIEGO     | World Series | 156,001    | 3     |
|      | KANSAS CITY   | ALCS         | 52,168     | 1     |
| 1972 | Oakland       | ALCS         | 129,047    | 3     |
| 1968 | ST. LOUIS     | World Series | 160,902    | 3     |
| 1945 | CHICAGO       | World Series | 163,773    | 3     |
| 1940 | Cincinnati    | World Series | 162,159    | 3     |
| 1935 | CHICAGO       | World Series | 142,553    | 3     |
| 1934 | St. Louis     | World Series | 171,409    | 4     |
| 1909 | Pittsburgh    | World Series | 63,410     | 4     |
| 1908 | Chicago       | World Series | 29,929     | 3     |
| 1907 | Chicago       | World Series | 18,676     | 2     |

Series victories in ALL CAPS.



# TIGERS POSTSEASON HOME RUNS

## WORLD SERIES

| DATE             | OPPONENT         | PLAYER            | PITCHER         | INN. | ON |
|------------------|------------------|-------------------|-----------------|------|----|
| October 13, 1909 | at Pittsburgh    | Davy Jones        | Babe Adams      | 1st  | 0  |
| October 13, 1909 | at Pittsburgh    | Sam Crawford      | Babe Adams      | 8th  | 0  |
| October 3, 1934  | St. Louis        | Hank Greenberg    | Dizzy Dean      | 8th  | 0  |
| October 7, 1934  | at St. Louis     | Charlie Gehringer | Dizzy Dean      | 1st  | 0  |
| October 3, 1935  | Chicago (NL)     | Hank Greenberg    | Charlie Root    | 6th  | 1  |
| October 2, 1940  | at Cincinnati    | Bruce Campbell    | Whitey Moore    | 5th  | 1  |
| October 4, 1940  | Cincinnati       | Rudy York         | Jim Turner      | 7th  | 1  |
| October 4, 1940  | Cincinnati       | Pinky Higgins     | Jim Turner      | 7th  | 1  |
| October 6, 1940  | Cincinnati       | Hank Greenberg    | Junior Thompson | 3rd  | 2  |
| October 4, 1945  | Chicago (NL)     | Hank Greenberg    | Hank Wyse       | 5th  | 2  |
| October 8, 1945  | at Chicago (NL)  | Hank Greenberg    | Ray Prim        | 8th  | 0  |
| October 3, 1968  | at St. Louis     | Willie Horton     | Nelson Briles   | 2nd  | 0  |
| October 3, 1968  | at St. Louis     | Mickey Lolich     | Nelson Briles   | 3rd  | 0  |
| October 3, 1968  | at St. Louis     | Norm Cash         | Nelson Briles   | 6th  | 0  |
| October 5, 1968  | St. Louis        | Al Kaline         | Ray Washburn    | 3rd  | 1  |
| October 5, 1968  | St. Louis        | Dick McAuliffe    | Ray Washburn    | 5th  | 0  |
| October 6, 1968  | St. Louis        | Jim Northrup      | Bob Gibson      | 4th  | 0  |
| October 9, 1968  | at St. Louis     | Jim Northrup      | Larry Jaster    | 3rd  | 3  |
| October 9, 1968  | at St. Louis     | Al Kaline         | Steve Carlton   | 5th  | 0  |
| October 9, 1984  | at San Diego     | Larry Herndon     | Mark Thurmond   | 5th  | 1  |
| October 12, 1984 | San Diego        | Marty Castillo    | Tim Lollar      | 2nd  | 1  |
| October 13, 1984 | San Diego        | Alan Trammell     | Eric Show       | 1st  | 1  |
| October 13, 1984 | San Diego        | Alan Trammell     | Eric Show       | 3rd  | 1  |
| October 14, 1984 | San Diego        | Kirk Gibson       | Mark Thurmond   | 1st  | 1  |
| October 14, 1984 | San Diego        | Lance Parrish     | Rich Gossage    | 7th  | 0  |
| October 14, 1984 | San Diego        | Kirk Gibson       | Rich Gossage    | 8th  | 2  |
| October 21, 2006 | St. Louis        | Craig Monroe      | Anthony Reyes   | 9th  | 0  |
| October 22, 2006 | St. Louis        | Craig Monroe      | Jeff Weaver     | 1st  | 0  |
| October 26, 2006 | at St. Louis     | Sean Casey        | Jeff Suppan     | 2nd  | 0  |
| October 27, 2006 | at St. Louis     | Sean Casey        | Jeff Weaver     | 4th  | 1  |
| October 24, 2012 | at San Francisco | Jhonny Peralta    | George Kontos   | 9th  | 1  |
| October 28, 2012 | San Francisco    | Miguel Cabrera    | Matt Cain       | 3rd  | 1  |
| October 28, 2012 | San Francisco    | Delmon Young      | Matt Cain       | 6th  | 0  |

## LEAGUE CHAMPIONSHIP SERIES

| DATE             | OPPONENT       | PLAYER            | PITCHER         | INN. | ON |
|------------------|----------------|-------------------|-----------------|------|----|
| October 7, 1972  | at Oakland     | Norm Cash         | Catfish Hunter  | 2nd  | 0  |
| October 7, 1972  | at Oakland     | Al Kaline         | Rollie Fingers  | 11th | 0  |
| October 10, 1972 | Oakland        | Bill Freehan      | Bob Locker      | 8th  | 0  |
| October 11, 1972 | Oakland        | Dick McAuliffe    | Catfish Hunter  | 3rd  | 0  |
| October 2, 1984  | at Kansas City | Larry Herndon     | Buddy Black     | 4th  | 0  |
| October 2, 1984  | at Kansas City | Alan Trammell     | Buddy Black     | 5th  | 0  |
| October 2, 1984  | at Kansas City | Lance Parrish     | Mike Jones      | 9th  | 0  |
| October 3, 1984  | at Kansas City | Kirk Gibson       | Bret Saberhagen | 3rd  | 0  |
| October 7, 1987  | at Minnesota   | Mike Heath        | Frank Viola     | 3rd  | 0  |
| October 7, 1987  | at Minnesota   | Kirk Gibson       | Frank Viola     | 6th  | 0  |
| October 8, 1987  | at Minnesota   | Chet Lemon        | Bert Blyleven   | 2nd  | 1  |
| October 8, 1987  | at Minnesota   | Lou Whitaker      | Bert Blyleven   | 8th  | 0  |
| October 10, 1987 | Minnesota      | Pat Sheridan      | Jeff Reardon    | 8th  | 1  |
| October 12, 1987 | Minnesota      | Matt Nokes        | Bert Blyleven   | 4th  | 1  |
| October 12, 1987 | Minnesota      | Chet Lemon        | Juan Berenguer  | 8th  | 0  |
| October 10, 2006 | at Oakland     | Brandon Inge      | Barry Zito      | 3rd  | 0  |
| October 10, 2006 | at Oakland     | Ivan Rodriguez    | Barry Zito      | 4th  | 0  |
| October 11, 2006 | at Oakland     | Alexis Gomez      | Esteban Loaiza  | 6th  | 1  |
| October 11, 2006 | at Oakland     | Curtis Granderson | Huston Street   | 9th  | 0  |
| October 13, 2006 | Oakland        | Craig Monroe      | Rich Harden     | 5th  | 0  |
| October 14, 2006 | Oakland        | Magglio Ordoñez   | Dan Haren       | 6th  | 0  |
| October 14, 2006 | Oakland        | Magglio Ordoñez   | Huston Street   | 9th  | 2  |
| October 10, 2011 | at Texas       | Ryan Raburn       | Derek Holland   | 3rd  | 2  |
| October 11, 2011 | Texas          | Victor Martinez   | Colby Lewis     | 4th  | 0  |
| October 11, 2011 | Texas          | Jhonny Peralta    | Colby Lewis     | 6th  | 0  |
| October 11, 2011 | Texas          | Miguel Cabrera    | Koji Uehara     | 7th  | 0  |
| October 12, 2011 | Texas          | Brandon Inge      | Alexi Ogando    | 7th  | 0  |
| October 13, 2011 | Texas          | Alex Avila        | C.J. Wilson     | 3rd  | 0  |
| October 13, 2011 | Texas          | Delmon Young      | C.J. Wilson     | 4th  | 0  |
| October 13, 2011 | Texas          | Delmon Young      | C.J. Wilson     | 6th  | 1  |
| October 13, 2011 | Texas          | Ryan Raburn       | Koji Uehara     | 7th  | 0  |
| October 15, 2011 | at Texas       | Miguel Cabrera    | Derek Holland   | 1st  | 0  |
| October 15, 2011 | at Texas       | Jhonny Peralta    | Derek Holland   | 2nd  | 0  |
| October 15, 2011 | at Texas       | Austin Jackson    | Derek Holland   | 5th  | 1  |
| October 15, 2011 | at Texas       | Miguel Cabrera    | Mike Adams      | 8th  | 0  |

# TIGERS POSTSEASON HOME RUNS



## LEAGUE CHAMPIONSHIP SERIES, cont.

| DATE             | OPPONENT         | PLAYER         | PITCHER         | INN. | ON |
|------------------|------------------|----------------|-----------------|------|----|
| October 13, 2012 | at New York (AL) | Delmon Young   | Derek Lowe      | 8th  | 0  |
| October 16, 2012 | New York (AL)    | Delmon Young   | Phil Hughes     | 4th  | 0  |
| October 18, 2012 | New York (AL)    | Miguel Cabrera | CC Sabathia     | 4th  | 1  |
| October 18, 2012 | New York (AL)    | Jhonny Peralta | CC Sabathia     | 4th  | 1  |
| October 18, 2012 | New York (AL)    | Austin Jackson | Derek Lowe      | 7th  | 0  |
| October 18, 2012 | New York (AL)    | Jhonny Peralta | David Robertson | 8th  | 0  |
| October 13, 2013 | at Boston        | Miguel Cabrera | Clay Buchholz   | 6th  | 0  |
| October 13, 2013 | at Boston        | Alex Avila     | Clay Buchholz   | 6th  | 2  |

## DIVISION SERIES

| DATE               | OPPONENT         | PLAYER               | PITCHER         | INN. | ON |
|--------------------|------------------|----------------------|-----------------|------|----|
| October 3, 2006    | at New York (AL) | Craig Monroe         | Chien-Ming Wang | 5th  | 0  |
| October 3, 2006    | at New York (AL) | Curtis Granderson    | Mike Myers      | 7th  | 0  |
| October 5, 2006    | at New York (AL) | Carlos Guillen       | Mike Mussina    | 6th  | 0  |
| October 6, 2006    | New York (AL)    | Curtis Granderson    | Brian Bruney    | 7th  | 0  |
| October 7, 2006    | New York (AL)    | Magglio Ordoñez      | Jaret Wright    | 2nd  | 0  |
| October 7, 2006    | New York (AL)    | Craig Monroe         | Jaret Wright    | 2nd  | 1  |
| September 30, 2011 | at New York (AL) | Delmon Young         | CC Sabathia     | 1st  | 0  |
| October 2, 2011    | at New York (AL) | Miguel Cabrera       | Freddy Garcia   | 1st  | 1  |
| October 3, 2011    | New York (AL)    | Delmon Young         | Rafael Soriano  | 7th  | 0  |
| October 4, 2011    | New York (AL)    | Victor Martinez      | A.J. Burnett    | 4th  | 0  |
| October 6, 2011    | at New York (AL) | Don Kelly            | Ivan Nova       | 1st  | 0  |
| October 6, 2011    | at New York (AL) | Delmon Young         | Ivan Nova       | 1st  | 0  |
| October 6, 2012    | Oakland          | Alex Avila           | Jarrod Parker   | 5th  | 0  |
| October 10, 2012   | at Oakland       | Prince Fielder       | A.J. Griffin    | 4th  | 0  |
| October 8, 2013    | Oakland          | Jhonny Peralta       | Dan Straily     | 5th  | 2  |
| October 8, 2013    | Oakland          | Victor Martinez      | Sean Doolittle  | 7th  | 0  |
| October 10, 2013   | at Oakland       | Miguel Cabrera       | Sonny Gray      | 4th  | 1  |
| October 2, 2014    | at Baltimore     | Victor Martinez      | Chris Tillman   | 2nd  | 0  |
| October 2, 2014    | at Baltimore     | J.D. Martinez        | Chris Tillman   | 2nd  | 0  |
| October 2, 2014    | at Baltimore     | Miguel Cabrera       | Darren O'Day    | 8th  | 0  |
| October 3, 2014    | at Baltimore     | J.D. Martinez        | Wei-Yin Chen    | 4th  | 2  |
| October 3, 2014    | at Baltimore     | Nicholas Castellanos | Wei-Yin Chen    | 4th  | 0  |


## INTERLEAGUE ACTION

Since 1997, the Tigers have compiled a 228-213 record (.517) during Interleague action. Since Comerica Park opened in 2000, Detroit is 116-79 (.595) during Interleague action at the park. The following is a year-by-year Interleague breakdown:

| Year | Home | Road | Record |
|------|------|------|--------|
| 1997 | 6-3  | 2-4  | 8-7    |
| 1998 | 2-6  | 5-3  | 7-9    |
| 1999 | 4-5  | 4-5  | 8-10   |
| 2000 | 6-3  | 4-5  | 10-8   |
| 2001 | 5-4  | 5-4  | 10-8   |
| 2002 | 3-6  | 3-6  | 6-12   |
| 2003 | 1-8  | 3-6  | 4-14   |
| 2004 | 7-2  | 2-7  | 9-9    |
| 2005 | 6-3  | 3-6  | 9-9    |
| 2006 | 8-1  | 7-2  | 15-3   |
| 2007 | 6-3  | 8-1  | 14-4   |
| 2008 | 8-1  | 5-4  | 13-5   |
| 2009 | 7-2  | 3-6  | 10-8   |
| 2010 | 8-1  | 3-6  | 11-7   |
| 2011 | 4-5  | 3-6  | 7-11   |
| 2012 | 6-3  | 5-4  | 11-7   |
| 2013 | 9-1  | 3-7  | 12-8   |
| 2014 | 8-2  | 4-6  | 12-8   |
| 2015 | 3-7  | 6-4  | 9-11   |
| 2016 | 7-3  | 6-4  | 13-7   |
| 2017 | 4-6  | 4-6  | 8-12   |
| 2018 | 5-5  | 1-9  | 6-14   |
| 2019 | 1-9  | 4-6  | 5-15   |
| 2020 | 4-4  | 7-3  | 11-7   |

# TIGERS IN HALL OF FAME





# TY COBB

HT: 6-1 WT: 175 BT: L TH: R BORN: 12/18/1886 IN NARROWS, GA

**CENTERFIELDER, 1905-26**

**Full Name:** Tyrus Raymond Cobb


**Elected to Hall of Fame:** 1936

**Nickname:** "The Georgia Peach"

**Died:** 7/17/1961 in Atlanta, GA

Perhaps the greatest player in baseball history, there is little doubt that Ty Cobb, called a "Genius in Spikes," was the greatest competitor the game has ever seen.

- Received seven more votes than Babe Ruth when elected as one of the five original members of the Hall of Fame... garnered 98.2 percent of the vote, the highest percentage ever until Tom Seaver was elected with 98.8 percent in 1992.
- Owns the highest lifetime batting average (.367) in Major League history.
- His Major League record 4,191 career hits stood for almost 60 years, and single-season Major League record of 96 stolen bases in 1915 stood for nearly 50 years.
- Held the Major League record for career runs scored (2,245) for 75 years until Rickey Henderson surpassed the total during the 2001 season.
- Also ranks second all-time in triples (297) and fourth in doubles (724) and stolen bases (892)...his triples total is second only to Tigers teammate Sam Crawford.
- Batted .400-or-better three times (.420, 1911; .410, 1912; .401, 1922), tied for most in Major League history...one of just two players (Rogers Hornsby) who played their entire career after 1900 to accomplish the feat.
- Was the Chalmers Award winner (American League Most Valuable Player) in 1911 after batting a career-high .420.
- Won the league batting title in 12 out of 14 seasons from 1907-20.
- Drove in more than 100 runs seven times, mostly during the dead-ball era, and led the league in RBI in four of the five years from 1907-11.
- Captured the 1909 Triple Crown, pacing both Major Leagues in batting average (.377), home runs (9) and RBI (107), while leading the Tigers to the final of his three World Series appearances.
- Led the Tigers to consecutive American League pennants in 1907, 1908 and 1909.
- Following a 22-year career with the Tigers, including six seasons (1921-26) as player-manager, played his final two seasons as a member of the Philadelphia Athletics.
- Did not wear a uniform number, as they were not used by the Tigers until the 1930s.



# MICKEY COCHRANE

HT: 5-10 WT: 180 BT: L TH: R BORN: 4/6/1903 IN BRIDGEWATER, MA

**CATCHER, 1934-37**

**Full Name:** Gordon Stanley Cochrane


**Elected to Hall of Fame:** 1947

**Nickname:** "Black Mike"

**Died:** 6/28/1962 in Lake Forest, IL

One of the finest backstops the game has ever produced, Mickey Cochrane took over a fifth-place Tigers club as player-manager in 1934, leading a turnaround that culminated with Detroit winning back-to-back American League pennants and its first World Series Championship in 1935.

- Named the 1934 American League Most Valuable Player, after leading the Tigers to their first AL pennant in 25 years.
- The following season, led the Tigers to their first-ever World Series title, scoring the winning run in the bottom of the ninth inning in Game Six to defeat the Chicago Cubs at Navin Field.
- Of that title-clinching game, Cochrane later said, "It was my greatest day in baseball."
- In May of 1937, after homering off the Yankees' Bump Hadley, Cochrane was beamed in the right temple by a Hadley fastball and remained unconscious for 10 days before finally regaining consciousness...although he continued as Tigers manager for part of the following season, he never played again.
- Known as one of the best batsmen ever to play catcher, posting a lifetime .320 batting average and hitting better than .300 in a season nine times during his career.
- Acquired by the Tigers from the Philadelphia Athletics following the 1933 season in exchange for Johnny Pasek and \$100,000...helped the 1929 A's, regarded as one of the greatest teams in baseball history, to the World Series title.
- Also named AL Most Valuable Player in 1928 with the Athletics...spent a total of nine seasons with the A's after coming up to the big leagues in 1925.
- Despite spending just four of his 13 Major League seasons in a Detroit uniform, Cochrane entered the Hall of Fame in 1947 as a Tiger.
- Wore uniform No. 3 while playing for Detroit.



# SAM CRAWFORD

HT: 6-0 WT: 190 BT: L TH: L BORN: 4/18/1880 IN WAHOO, NE

**RIGHTFIELDER, 1903-17**

**Full Name:** Samuel Earl Crawford


**Elected to Hall of Fame:** 1957

**Nickname:** "Wahoo Sam"

**Died:** 6/15/1968 in Hollywood, CA

Although he spent most of his career in the shadows of the great Ty Cobb, his teammate in the Tigers outfield for 13 seasons, "Wahoo Sam" Crawford carved his niche in baseball history as its most prolific triples hitter ever.

- Led the league in three-baggers six times, once in the National League with Cincinnati and five times in the American League with Detroit...five times he hit more than 20 triples in a season, en route to his career record of 309.
- Is the all-time Major League leader in triples, legging out 309 during his career.
- A lifetime .309 hitter, Crawford was known as one of the hardest hitters of the dead-ball era.
- Led the American League in RBI three times, runs scored once and doubles once.
- Finished his career just 39 hits short of 3,000.
- Batted .314 and led the league with 104 RBI and a career-high 26 triples in 1914, finishing runner-up to Philadelphia's Eddie Collins for the Chalmers Award (American League Most Valuable Player).
- Helped the Tigers to consecutive American League pennants in 1907, 1908 and 1909.
- His nickname derived from his hometown of Wahoo, NE.
- Elected to the Hall of Fame by the Veterans Committee in 1957.



# CHARLIE GEHRINGER

HT: 5-11 WT: 180 BT: L TH: R BORN: 5/11/1903 IN FOWLERVILLE, MI

**SECOND BASEMAN, 1924-42**

**Full Name:** Charles Leonard Gehringer


**Elected to Hall of Fame:** 1949

**Nickname:** "The Mechanical Man"

**Died:** 1/21/1993 in Bloomfield Hills, MI

Known for his quiet efficiency, Michigan native Charlie Gehringer was not only the best fielding second baseman of his time, but he also hit for power and average...Ty Cobb, who managed the Tigers during Gehringer's first three seasons, called him, aside from Eddie Collins, "the greatest second baseman (he) ever saw."

- Batted over .300 in 13-of-16 full seasons, had 200-or-more hits seven times and posted a lifetime batting average of .320.
- Named the American League Most Valuable Player in 1937 after hitting a career-high .371 to lead the league...finished runner-up to teammate Mickey Cochrane for the Most Valuable Player award in 1934.
- In 1929, led the American League in eight categories including hits, runs, doubles, triples, stolen bases, games, putouts and fielding percentage.
- Hit 15-or-more home runs in a season six times, and had 100-or-more RBI seven times.
- Drilled 60 doubles in 1936, a Tigers record for a lefthanded hitter.
- Batted .375 and handled 39 chances without an error in the 1935 World Series to help Detroit to the title.
- Member of the American League pennant-winning Tigers clubs in 1934 and 1940.
- Had his uniform No. 2 retired by the Tigers on June 12, 1983, the same day that Hank Greenberg's No. 5 was retired.
- Served as the Tigers general manager from 1951-53.



# HANK GREENBERG

HT: 6-3 WT: 210 BT: R TH: R BORN: 1/11/1911 IN NEW YORK, NY

## FIRST BASEMAN, 1930-46

**Full Name:** Henry Benjamin Greenberg

**Elected to Hall of Fame:** 1956

**Nickname:** "Hammerin' Hank"

**Died:** 9/4/1986 in Beverly Hills, CA

A fearsome run producer and home run hitter, "Hammerin' Hank" Greenberg made the most of a career interrupted by four years of military service during World War II, and another season lost to injury...captured two American League Most Valuable Player awards and a pair of World Series titles.

- Rapped a Tigers record 63 doubles, just four short of the Major League mark, in 1934 in his second full season in the Majors as the Tigers won their first pennant in 25 years.
- Unanimous selection as AL Most Valuable Player in 1935 after leading the league with 36 homers and 170 RBI as the Tigers won their first World Series title, defeating the Chicago Cubs.
- Suffered a broken wrist just 12 games into the 1936 season after beginning the campaign batting .348 with 16 RBI.
- Drove in a career-high 183 runs the next year, one short of Lou Gehrig's 1931 league record.
- In 1938, chased Babe Ruth's 11-year-old single-season home run record (60) before ending the year with a league-best 58 longballs.
- Won AL Most Valuable Player honors again in 1940, his last full season before entering the Army, as he batted a career best .340 and led the league with 50 doubles, 41 home runs and 150 RBI...carried Detroit to its sixth AL pennant.
- Returned from a four-year stint in the Army in July of 1945 and drilled a grand slam on the final day of the season to spur the Tigers back to the World Series...batted .304 with two home runs and seven RBI to lead Detroit past Chicago for its second World Series title.
- Drove in more than 100 runs a total of seven times in his career and hit better than .300 in each of his first seven full seasons, including high marks of .340 in 1940 and .337 in 1937.
- Posted a lifetime slugging percentage of .605, good for seventh-highest in Major League history.
- Completed his brilliant career with one final season in Pittsburgh after being sold by the Tigers to the Pirates on January 18, 1947.
- Had his uniform No. 5 retired by the Tigers on June 12, 1983, the same day that Charlie Gehringer's No. 2 was retired.



# HARRY HEILMANN

HT: 6-1 WT: 195 BT: R TH: R BORN: 8/3/1894 IN SAN FRANCISCO, CA

## RIGHTFIELDER, 1914-29

**Full Name:** Harry Edwin Heilmann


**Elected to Hall of Fame:** 1952

**Nickname:** "Slug"

**Died:** 7/9/1951 in Southfield, MI

Rated second only to Rogers Hornsby among righthanded hitters of his era, Harry Heilmann batted .390-or-better four times in his career, including .403 in 1923, to capture a quartet of batting titles.

- Bettered the .400 mark (.403) in 1923 to lead the league, collecting 211 hits and driving in 115 runs...in all, batted .340-or-better eight times.
- Led the American League with 237 hits in 1921 and hit .394 to win his first batting title...also won the league batting crown in 1923, 1925 and 1927.
- From 1921-29, drove in at least 100 runs in eight out of nine seasons...drilled at least 40 doubles in eight of his last 10 seasons as a player.
- In 1927, finished runner-up to the Yankees' Lou Gehrig in AL Most Valuable Player balloting, after hitting .398 and winning his final batting title.
- His 1921 total of 139 RBI would have led the league, but Babe Ruth drove in 171 runs that season...three times he ranked second in the AL in slugging percentage behind Ruth.
- Was sold to the Cincinnati Reds on October 14, 1929, where he played in 1930 and 1932...batted .333 in 1930 with 19 home runs, two off his career best, and 91 RBI.
- After his playing career, broadcasted Tigers games on the radio from 1934-51.
- Elected to the Hall of Fame posthumously by the Veterans Committee in 1952.



# HUGHIE JENNINGS

HT: 5-8 WT: 165 BT: R TH: R BORN: 4/2/1869 IN PITTSBURGH, PA

## SHORTSTOP/MANAGER, 1907-20

Full Name: Hugh Ambrose Jennings


Elected to Hall of Fame: 1945

Nickname: "Hustling Hughie"

Died: 2/1/1928 in Scranton, PA

Detroit's manager from 1907-1920, Jennings piloted teams which featured all-time greats Ty Cobb, Harry Heilmann and Sam Crawford, and he led the Tigers to three consecutive American League pennants from 1907-09.

- An outstanding shortstop in his playing days, had his best years with the National League's Baltimore Orioles between 1893 and 1899...drove in more than 100 runs three times, batted .398 in 1896 and led the league in fielding four times.
- With Detroit, served as player-manager from 1907-1918, although he only appeared in a handful of games and had just nine at-bats in those 12 years...became full-time manager for his final two seasons in a Tigers uniform.
- Although his Tigers won three straight league titles, they lost in the World Series each time, twice to the Cubs and once to the Pirates.
- Elected to the Hall of Fame posthumously by the Veterans Committee in 1945.



# AL KALINE

HT: 6-2 WT: 180 BT: R TH: R BORN: 12/19/1934 IN BALTIMORE, MD

## RIGHTFIELDER, 1953-74

Full Name: Albert William Kaline

Elected to Hall of Fame: 1980

Nickname: "Mr. Tiger"

Died: 4/6/2020 in Bloomfield Hills, MI

If any player defined the Tigers during the last half-century it was Al Kaline, and in 1980, he became just the 10th player ever elected to the Hall of Fame in his first year of eligibility...at the time of his retirement, Kaline and Ty Cobb were the only Tigers ever to play 20-or-more seasons in a Detroit uniform.

- Runner-up for the American League Most Valuable Player award in 1955 and 1963, finishing second to Yankees catchers Yogi Berra and Elston Howard, respectively...both seasons, despite the vote of the baseball writers, *The Sporting News* chose Kaline as its Player of the Year.
- Won the league's batting crown in 1955 by batting .340 in just his second full season in the Majors...accomplished the feat at age 20, making him the youngest batting champion in AL history.
- Came back from a broken arm earlier in the season to bat .379 against the Cardinals in the 1968 World Series...had two home runs among his 11 hits in the series and drove in eight runs, furthering his reputation as a tremendous clutch performer.
- Selected to 18 All-Star Games over his career, including 15-of-16 between 1955 and 1967 (selected to two games each season, 1959-61)...selected to the All-Star squad in 1964 and 1967 but did not play due to injury.
- Hit .300-or-better and drilled 20-or-more home runs nine times, each during his career.
- An outstanding defensive player renowned for his powerful arm, he captured 10 Gold Gloves, enjoyed a streak of 242 straight errorless games and played in 16 All-Star games without committing a miscue.
- Spent the 1974 season as a full-time designated hitter and rapped his 3,000th career hit off the Orioles' Dave McNally that season, making him the first American League since Eddie Collins in 1925 to reach that milestone.
- Ended his career with 3,007 hits, breaking Al Simmons' 30-year-old American League record for hits by a righthanded batter.
- Also posted 399 career home runs while maintaining a .297 lifetime batting average.
- Had his No. 6 retired by the Tigers on August 17, 1980, making him the first Tigers player ever to have his number retired.
- Has spent every year since 1976 in the Tigers organization, first as a television color analyst (1976-2001) and more recently as a Special Assistant to the Executive Vice President of Baseball Operations and General Manager.

### KALINE WINS BATTING TITLE AT AGE 20

In 1955, Hall-of-Famer Al Kaline had one of the best seasons of his career at the age of 20. That season, he became the youngest player ever to win the American League batting crown -- besting the immortal Ty Cobb by one day -- and took the title in the American League by 21 points with a career-best .340 batting average. In fact, his batting average led the entire Major Leagues, ending up two points better than Richie Ashburn of the Phillies, who won the National League crown. Kaline registered a career-high 200 hits, hit 27 home runs and drove in 102 runs that year. He wound up second in the American League Most Valuable Player balloting, finishing 17 points behind Yankees catcher Yogi Berra.






# GEORGE KELL

HT: 5-9 WT: 175 BT: R TH: R BORN: 8/23/1922 IN SWIFTON, AR

## THIRD BASEMAN, 1946-52

**Full Name:** George Clyde Kell **Elected to Hall of Fame:** 1983  
**Died:** 3/24/2009 in Swifton, AR

The American League's foremost third baseman in the 1940s and '50s, George Kell is one of just 17 third basemen enshrined in the National Baseball Hall of Fame.

- Won the 1949 American League batting crown with a .343 average, nosing out Boston's Ted Williams on the final day of the season.
- Selected to 10 All-Star Games, including eight straight between 1947 and 1954.
- Batted over .300 nine times and led the AL in hits in 1950 and 1951...also led the league in doubles both seasons.
- Was acquired by the Tigers on May 18, 1946, from the Philadelphia Athletics in exchange for outfielder Barney McCoskey.
- In seven seasons with the Tigers from 1946-52, he batted below .300 just once, in 1952, when he was traded to the Red Sox 39 games into the season.
- Known for sure hands and a strong, accurate arm, he led AL third basemen in fielding percentage seven times.
- Wore uniform No. 21 from 1946-50 and No. 7 in 1951-52 with the Tigers.
- Was included in an eight-player trade on June 3, 1952, in which he, Dizzy Trout, Hoot Evers and Johnny Lipon were sent from the Tigers to Boston in exchange for Johnny Pesky, Walt Dropo, Bill Wight, Fred Hatfield and Don Lenhardt.
- Also played for the White Sox and Orioles before retiring in 1957.
- Elected to the Hall of Fame by the Veterans Committee in 1983.
- Began broadcasting full-time after retiring as a player, and, except for 1964, called Tigers baseball every year from 1959-96...retired from broadcasting in January, 1997.



# HEINIE MANUSH

HT: 6-1 WT: 200 BT: L TH: L BORN: 7/20/1901 IN TUSCUMBIA, AL

## LEFTFIELDER, 1923-27

**Full Name:** Henry Emmett Manush **Elected to Hall of Fame:** 1964  
**Died:** 5/12/1971 in Sarasota, FL

A lifetime .330 hitter, outfielder Heinie Manush played for six teams over 17 seasons, but entered the Hall of Fame as a Detroit Tiger after playing his first five years with the club.

- Played his first three seasons in the big leagues for manager Ty Cobb and won his lone batting title in 1926 under Cobb's tutelage, batting .378...overtook Babe Ruth by going six-for-nine in a doubleheader on the last day of the season.
- In 1928, his first season with the St. Louis Browns, collected 241 hits, just 16 short of George Sisler's 1920 Major League record...again batted .378 but lost the batting title by a single point to Washington's Goose Goslin.
- Topped the 200-hit mark four times in his career...also posted 40-or-more doubles six times, leading the league in 1928 and 1929, and topped the American League with 17 triples in 1933.
- Finished as runner-up to Jimmie Foxx for the batting title in 1933 after hitting .336...was selected to his only All-Star game in 1934.
- In 7,654 career at-bats, fanned just 345 times (never more than 30 times in a season).
- Was traded from Detroit to the St. Louis Browns on Dec. 2, 1927, along with Lu Blue in exchange for Chick Galloway, Elam Vangilder and Harry Rice.
- Elected to the Hall of Fame by the Veterans Committee in 1964.



## JACK MORRIS

HT: 6-3 WT: 195 BT: R TH: R BORN: 5/16/1955 IN ST. PAUL, MN

RIGHTHANDED PITCHER, 1977-90

Full Name: John Scott Morris Elected to Hall of Fame: 2017

One of seven players in Major League history to win a World Series with three different teams, Jack Morris was among the top pitchers in the Majors in the 1980s and into the early 1990s.

- Earned five All-Star selections during his career, was named the American League Babe Ruth Award winner in 1984 and 1991 and was selected the AL Pitcher of the Year by *The Sporting News* in 1981...finished in the top five in AL Cy Young Award voting four times.
- Spent 14 of his 18 Major League seasons in a Tigers uniform, pitching in 430 games, including 408 starts, and compiling a 198-150 record with a 3.73 ERA (3042.2IP/1262ER) and 1980 strikeouts...he ranks second in franchise history in games started, third in strikeouts, fourth in innings pitched, fifth in wins, eighth in complete games (154) and shutouts (24) and ninth in appearances.
- Helped the Tigers to the 1984 World Series championship, making three starts in the postseason and going 3-0, including two complete game victories in the Fall Classic.
- Following his 14 years in Detroit, he went to Minnesota, where he led the Twins to the 1991 World Series title...won MVP honors after tossing 10.0 shutout innings in Game 7 vs. Atlanta.
- Pitched for Toronto in 1992-93, winning World Series championships in both seasons.
- Elected to the Hall of Fame by the Modern Baseball Era Committee in December, 2017.
- On August 12, 2018, he became the seventh Tigers player to have his uniform number retired by the club (No. 47).

### TIGERS IN THE HALL OF FAME GAME

|                                                                                                                                                                                                                                                                                                                                               |                                                                                                                                                                                                                                                                                                                                        |    |   |   |    |   |    |    |   |    |    |   |   |   |   |    |    |   |                                                                                                                                                                                                                                                                                                                                                                                                                                           |   |   |   |   |   |   |          |  |  |   |    |   |   |   |   |   |   |   |   |    |   |   |   |   |   |    |   |
|-----------------------------------------------------------------------------------------------------------------------------------------------------------------------------------------------------------------------------------------------------------------------------------------------------------------------------------------------|----------------------------------------------------------------------------------------------------------------------------------------------------------------------------------------------------------------------------------------------------------------------------------------------------------------------------------------|----|---|---|----|---|----|----|---|----|----|---|---|---|---|----|----|---|-------------------------------------------------------------------------------------------------------------------------------------------------------------------------------------------------------------------------------------------------------------------------------------------------------------------------------------------------------------------------------------------------------------------------------------------|---|---|---|---|---|---|----------|--|--|---|----|---|---|---|---|---|---|---|---|----|---|---|---|---|---|----|---|
| <p><b>July 10, 1944</b><br/>New York Giants<br/>TIGERS<br/>Postponed<br/>Rain</p> <p><b>June 13, 1946</b><br/>New York Giants<br/>TIGERS<br/>(Attendance: 9,681)</p> <p><b>July 23, 1956</b><br/>TIGERS<br/>New York Giants<br/>(Attendance: 8,500)</p> <p><b>July 22, 1968</b><br/>Pittsburgh Pirates<br/>TIGERS<br/>(Attendance: 9,866)</p> | <p><b>August 7, 1978</b><br/>New York Mets<br/>TIGERS<br/>(Attendance: 9,980)</p> <p><b>August 13, 1984</b><br/>TIGERS<br/>Atlanta Braves<br/>(Attendance: 9,791)</p> <p><b>July 31, 1995</b><br/>TIGERS<br/>Chicago Cubs<br/>(Attendance: 9,791)</p> <p><b>May 23, 2005</b><br/>Boston Red Sox<br/>TIGERS<br/>(Attendance: 9,773)</p> |    |   |   |    |   |    |    |   |    |    |   |   |   |   |    |    |   |                                                                                                                                                                                                                                                                                                                                                                                                                                           |   |   |   |   |   |   |          |  |  |   |    |   |   |   |   |   |   |   |   |    |   |   |   |   |   |    |   |
| <table style="margin-left: auto; margin-right: auto;"> <tr><td>9</td><td>13</td><td>0</td></tr> <tr><td>5</td><td>10</td><td>1</td></tr> <tr><td>10</td><td>15</td><td>2</td></tr> <tr><td>11</td><td>17</td><td>5</td></tr> <tr><td>1</td><td>7</td><td>1</td></tr> <tr><td>10</td><td>13</td><td>5</td></tr> </table>                       | 9                                                                                                                                                                                                                                                                                                                                      | 13 | 0 | 5 | 10 | 1 | 10 | 15 | 2 | 11 | 17 | 5 | 1 | 7 | 1 | 10 | 13 | 5 | <table style="margin-left: auto; margin-right: auto;"> <tr><td>4</td><td>7</td><td>0</td></tr> <tr><td>4</td><td>5</td><td>2</td></tr> <tr><td colspan="3">(6 inn.)</td></tr> <tr><td>7</td><td>10</td><td>3</td></tr> <tr><td>5</td><td>9</td><td>0</td></tr> <tr><td>6</td><td>8</td><td>0</td></tr> <tr><td>8</td><td>15</td><td>2</td></tr> <tr><td>4</td><td>9</td><td>1</td></tr> <tr><td>6</td><td>11</td><td>0</td></tr> </table> | 4 | 7 | 0 | 4 | 5 | 2 | (6 inn.) |  |  | 7 | 10 | 3 | 5 | 9 | 0 | 6 | 8 | 0 | 8 | 15 | 2 | 4 | 9 | 1 | 6 | 11 | 0 |
| 9                                                                                                                                                                                                                                                                                                                                             | 13                                                                                                                                                                                                                                                                                                                                     | 0  |   |   |    |   |    |    |   |    |    |   |   |   |   |    |    |   |                                                                                                                                                                                                                                                                                                                                                                                                                                           |   |   |   |   |   |   |          |  |  |   |    |   |   |   |   |   |   |   |   |    |   |   |   |   |   |    |   |
| 5                                                                                                                                                                                                                                                                                                                                             | 10                                                                                                                                                                                                                                                                                                                                     | 1  |   |   |    |   |    |    |   |    |    |   |   |   |   |    |    |   |                                                                                                                                                                                                                                                                                                                                                                                                                                           |   |   |   |   |   |   |          |  |  |   |    |   |   |   |   |   |   |   |   |    |   |   |   |   |   |    |   |
| 10                                                                                                                                                                                                                                                                                                                                            | 15                                                                                                                                                                                                                                                                                                                                     | 2  |   |   |    |   |    |    |   |    |    |   |   |   |   |    |    |   |                                                                                                                                                                                                                                                                                                                                                                                                                                           |   |   |   |   |   |   |          |  |  |   |    |   |   |   |   |   |   |   |   |    |   |   |   |   |   |    |   |
| 11                                                                                                                                                                                                                                                                                                                                            | 17                                                                                                                                                                                                                                                                                                                                     | 5  |   |   |    |   |    |    |   |    |    |   |   |   |   |    |    |   |                                                                                                                                                                                                                                                                                                                                                                                                                                           |   |   |   |   |   |   |          |  |  |   |    |   |   |   |   |   |   |   |   |    |   |   |   |   |   |    |   |
| 1                                                                                                                                                                                                                                                                                                                                             | 7                                                                                                                                                                                                                                                                                                                                      | 1  |   |   |    |   |    |    |   |    |    |   |   |   |   |    |    |   |                                                                                                                                                                                                                                                                                                                                                                                                                                           |   |   |   |   |   |   |          |  |  |   |    |   |   |   |   |   |   |   |   |    |   |   |   |   |   |    |   |
| 10                                                                                                                                                                                                                                                                                                                                            | 13                                                                                                                                                                                                                                                                                                                                     | 5  |   |   |    |   |    |    |   |    |    |   |   |   |   |    |    |   |                                                                                                                                                                                                                                                                                                                                                                                                                                           |   |   |   |   |   |   |          |  |  |   |    |   |   |   |   |   |   |   |   |    |   |   |   |   |   |    |   |
| 4                                                                                                                                                                                                                                                                                                                                             | 7                                                                                                                                                                                                                                                                                                                                      | 0  |   |   |    |   |    |    |   |    |    |   |   |   |   |    |    |   |                                                                                                                                                                                                                                                                                                                                                                                                                                           |   |   |   |   |   |   |          |  |  |   |    |   |   |   |   |   |   |   |   |    |   |   |   |   |   |    |   |
| 4                                                                                                                                                                                                                                                                                                                                             | 5                                                                                                                                                                                                                                                                                                                                      | 2  |   |   |    |   |    |    |   |    |    |   |   |   |   |    |    |   |                                                                                                                                                                                                                                                                                                                                                                                                                                           |   |   |   |   |   |   |          |  |  |   |    |   |   |   |   |   |   |   |   |    |   |   |   |   |   |    |   |
| (6 inn.)                                                                                                                                                                                                                                                                                                                                      |                                                                                                                                                                                                                                                                                                                                        |    |   |   |    |   |    |    |   |    |    |   |   |   |   |    |    |   |                                                                                                                                                                                                                                                                                                                                                                                                                                           |   |   |   |   |   |   |          |  |  |   |    |   |   |   |   |   |   |   |   |    |   |   |   |   |   |    |   |
| 7                                                                                                                                                                                                                                                                                                                                             | 10                                                                                                                                                                                                                                                                                                                                     | 3  |   |   |    |   |    |    |   |    |    |   |   |   |   |    |    |   |                                                                                                                                                                                                                                                                                                                                                                                                                                           |   |   |   |   |   |   |          |  |  |   |    |   |   |   |   |   |   |   |   |    |   |   |   |   |   |    |   |
| 5                                                                                                                                                                                                                                                                                                                                             | 9                                                                                                                                                                                                                                                                                                                                      | 0  |   |   |    |   |    |    |   |    |    |   |   |   |   |    |    |   |                                                                                                                                                                                                                                                                                                                                                                                                                                           |   |   |   |   |   |   |          |  |  |   |    |   |   |   |   |   |   |   |   |    |   |   |   |   |   |    |   |
| 6                                                                                                                                                                                                                                                                                                                                             | 8                                                                                                                                                                                                                                                                                                                                      | 0  |   |   |    |   |    |    |   |    |    |   |   |   |   |    |    |   |                                                                                                                                                                                                                                                                                                                                                                                                                                           |   |   |   |   |   |   |          |  |  |   |    |   |   |   |   |   |   |   |   |    |   |   |   |   |   |    |   |
| 8                                                                                                                                                                                                                                                                                                                                             | 15                                                                                                                                                                                                                                                                                                                                     | 2  |   |   |    |   |    |    |   |    |    |   |   |   |   |    |    |   |                                                                                                                                                                                                                                                                                                                                                                                                                                           |   |   |   |   |   |   |          |  |  |   |    |   |   |   |   |   |   |   |   |    |   |   |   |   |   |    |   |
| 4                                                                                                                                                                                                                                                                                                                                             | 9                                                                                                                                                                                                                                                                                                                                      | 1  |   |   |    |   |    |    |   |    |    |   |   |   |   |    |    |   |                                                                                                                                                                                                                                                                                                                                                                                                                                           |   |   |   |   |   |   |          |  |  |   |    |   |   |   |   |   |   |   |   |    |   |   |   |   |   |    |   |
| 6                                                                                                                                                                                                                                                                                                                                             | 11                                                                                                                                                                                                                                                                                                                                     | 0  |   |   |    |   |    |    |   |    |    |   |   |   |   |    |    |   |                                                                                                                                                                                                                                                                                                                                                                                                                                           |   |   |   |   |   |   |          |  |  |   |    |   |   |   |   |   |   |   |   |    |   |   |   |   |   |    |   |


### SPARKY'S LEGACY HONORED AT COOPERSTOWN

On July 23, 2000, former Tigers manager Sparky Anderson took his place amongst baseball's best as he was inducted into the National Baseball Hall of Fame in Cooperstown, NY. Anderson was voted in during his first year of eligibility for the honor.

Anderson completed his managerial career after the 1995 season with a Tigers-record 1,331 victories. His total record of 2,194-1,834, including nine seasons and two World Championships as manager of the Cincinnati Reds, was good enough for a .545 career winning percentage.

Only the fourth manager in baseball history to manage 4,000 games, Anderson is the only manager to hold the career victory record for two different franchises. Additionally, he was the first manager to lead teams from both leagues to a World Series title and to record 100 victories in one season in both leagues.

The Tigers retired Anderson's number 11 as part of a ceremony on June 26, 2011.



# HAL NEWHOUSER

HT: 6-2 WT: 192 BT: L TH: L BORN: 5/20/1921 IN DETROIT, MI

## LEFTHANDED PITCHER, 1939-53

Full Name: Harold Newhouser

Elected to Hall of Fame: 1992

Nickname: "Prince Hal"

Died: 11/10/1998 in Bloomfield Hills, MI

The only pitcher in Major League history to win back-to-back league Most Valuable Player awards, Hal Newhouser, Detroit born-and-raised, was one of the most dominant pitchers of the 1940s.

- Captured his first Most Valuable Player award in 1944 after leading the Majors with a 29-9 record and 187 strikeouts... his 29 victories tied George Mullin's 1909 club record.
- Named Most Valuable Player again the following season, becoming just the third American League pitcher to lead baseball in wins (25), ERA (1.81) and strikeouts (212) all in the same season...his 29 complete games, eight shutouts and 313.1 innings pitched also led the Majors.
- Spent 15 of his 17 big league seasons in a Tigers uniform and during that span was a seven-time All-Star... led the American League in victories four times, led the league in strikeouts and ERA twice each and hurled back-to-back 300-plus inning seasons in 1944 and 1945.
- From 1944-48, won 20-or-more games in four of the five years and rode his explosive fastball to a total of 118 wins, 107 complete games and 993 strikeouts...also allowed just 40 home runs and twice posted an ERA under 2.00 during that span.
- Retired in 1955 after two seasons as a reliever with Cleveland.
- On July 27, 1997, he became the fourth Tigers player to have his uniform number retired by the club (No. 16).
- Elected to the Hall of Fame by the Veterans Committee in 1992.



# ALAN TRAMMELL

HT: 6-0 WT: 165 BT: R TH: R BORN: 2/21/1958 IN GARDEN GROVE, CA

## SHORTSTOP, 1977-96

Full Name: Alan Stuart Trammell

Elected to Hall of Fame: 2017

Nickname: "Tram"

One of the best shortstops of his generation, Alan Trammell spent all 20 seasons of his Major League career in a Tigers uniform, joining Ty Cobb and Al Kaline as the only players in franchise history to spend the entirety of their 20-plus year career in the Olde English 'D'.

- Hit .300-or-better in seven seasons and finished his career with 2,365 hits, 412 doubles and a .285 career batting average.
- Earned six All-Star Game selections, four Gold Glove Awards at shortstop and three Silver Slugger Awards.
- Led the Tigers to the 1984 World Series Championship, earning Most Valuable Player honors after hitting .450 with two home runs and six RBI over the five-game series.
- Enjoyed the best season of his professional career in 1987, when he finished second in the voting for American League Most Valuable Player after posting career bests with a .343 batting average, 205 hits, 28 home runs and 105 RBI, while leading the Tigers to the AL East Division title.
- Became the 35th manager in Tigers history in October, 2002 and was the team's manager from 2003-05.
- Elected to the Hall of Fame by the Modern Baseball Era Committee in December 2017.
- On August 26, 2018, he became the eighth Tigers player to have his uniform number retired by the club (No. 3).

## STEARNES' STAR SHINES AT HALL OF FAME

Norman "Turkey" Stearnes, a standout slugger for the Detroit Stars of the Negro League, earned his spot in baseball history as he was inducted into the National Baseball Hall of Fame in 2000. Stearnes, a gifted outfielder and powerful hitter, played for the Stars from 1923-30 and in 1937, and he also played with several other Negro League teams. Legendary Negro League player Satchel Paige was quoted as saying that "Turkey Stearnes was one of the greatest hitters we ever had...he was as good as anybody who ever played baseball."

Following his successful career in baseball, Stearnes and his wife, Nettie, stayed in Detroit. Stearnes could almost always be found at Tigers home games before he passed away on September 7, 1979 at the age of 78. Nettie Stearnes and the Stearnes' family, friends and former teammates were tireless in their efforts to have Turkey's accomplishments rightfully recognized with the sport's highest honor. In 2000, Turkey Stearnes' legacy was finally given its due recognition with his induction into the Baseball Hall of Fame.



## OTHER EX-TIGERS IN THE NATIONAL BASEBALL HALL OF FAME

| Player                 | Pos.      | Year Elected | Years at Detroit          | Playing Career |
|------------------------|-----------|--------------|---------------------------|----------------|
| Sparky Anderson        | Manager   | 2000         | 1979-95 (Mgr.)            | 1953-63        |
| Earl Averill           | CF        | 1975         | 1939-40                   | 1929-41        |
| Ed Barrow              | Executive | 1953         | 1903-04 (Mgr.)            | —              |
| Dan Brouthers          | 1B        | 1945         | 1886-88*                  | 1879-04        |
| Jim Bunning            | RHP       | 1996         | 1955-63                   | 1955-71        |
| Larry Doby             | OF        | 1998         | 1959                      | 1947-59        |
| Billy Evans            | Umpire    | 1973         | 1947-51 (GM)              | —              |
| Rick Ferrell           | C         | 1984         | 1950-92 (GM/Scout)        | 1929-47        |
| Joe Gordon             | 2B        | 2009         | 1956 (Coach), 1960 (Mgr.) | 1938-50        |
| Goose Goslin           | LF        | 1968         | 1934-37                   | 1921-38        |
| Ned Hanlon             | Manager   | 1996         | 1881-88*                  | 1880-92        |
| Bucky Harris           | Manager   | 1975         | 1929-33, 1955-56          | 1919-31        |
| Whitey Herzog          | Manager   | 2010         | 1963                      | 1956-63        |
| Waite Hoyt             | RHP       | 1969         | 1930-31                   | 1918-38        |
| Eddie Mathews          | 3B        | 1978         | 1967-68                   | 1952-68        |
| Ivan "Pudge" Rodriguez | C         | 2017         | 2004-08                   | 1991-2011      |
| Al Simmons             | LF        | 1953         | 1936                      | 1924-44        |
| Sam Thompson           | RF        | 1974         | 1885-88*, 1906            | 1885-06        |

\*Detroit in National League

## TIGERS RETIRED NUMBERS

6

COBB

5

KALINE

GREENBERG

2

GEHRINGER

16

NEWHOUSE

23

HORTON

11

ANDERSON

3

TRAMMELL

47

MORRIS

42

## HARWELL ENSHRINED IN COOPERSTOWN

Ernie Harwell retired as the Tigers play-by-play radio announcer following the 2002 season, his 55th season in Major League Baseball and his 42nd calling Tigers baseball.

He received the Ford C. Frick Award in 1981, presented by the Baseball Hall of Fame for broadcasting excellence. Harwell was the fifth recipient of the honor, becoming the first active broadcaster to be inducted into the Baseball Hall of Fame in Cooperstown.

Harwell was named the play-by-play broadcaster for the Brooklyn Dodgers in 1948, his first Major League appointment. After two seasons with the Dodgers, he moved on to play-by-play work for the Giants and Orioles before coming to Detroit in 1960. He was at the microphone for Bobby Thompson's historic playoff home run in 1951, marking the first coast-to-coast telecast of a major sporting event.

He served as the Tigers radio play-by-play voice from 1960-91, before broadcasting games for Tigers television from 1993-98. Harwell returned to the radio booth for the final season at Tiger Stadium in 1999.



## NATIONAL BASEBALL HALL OF FAME AND MUSEUM

25 Main Street, Cooperstown, New York 13326

Phone: (607) 547-7200

Public Relations: (607) 547-0215

E-mail address: [info@baseballhall.org](mailto:info@baseballhall.org)

Website: [baseballhall.org](http://baseballhall.org)

Summer Hours: Memorial Day Weekend - Labor Day Weekend: 9 a.m. to 9 p.m.

Regular Hours: 9 a.m. to 5 p.m.

Holiday Closings: Thanksgiving Day, Christmas Day, and New Year's Day.

**DIRECTORY:** Jane Forbes Clark (Chairman), Tim Mead (President), Jeff Jones (Senior Vice President of Finance and Administration), Sean Gaghan (Vice President, Retail Merchandising & Licensing), Erik Strohl (Vice President, Exhibitions and Collections), Ken Meifert (Vice President, Sponsorship & Development)

**PR CONTACTS:** Jon Shestakofsky (Vice President, Communications & Education) and Craig Muder (Comm. Director)

**HALL OF FAME INDUCTION 2021:** Sunday, July 25

**Class of 2020:** Derek Jeter, Marvin Miller, Ted Simmons and Larry Walker

### TIGERS IN THE HALL OF FAME

A total of 26 former Detroit Tigers players, managers and executives have earned enshrinement into the National Baseball Hall of Fame and Museum, including 2018 electees Jack Morris and Alan Trammell. Twelve of these 24 spent the majority of their careers in a Tigers uniform including: Sparky Anderson, Jim Bunning, Ty Cobb, Sam Crawford, Charlie Gehringer, Hank Greenberg, Harry Heilmann, Al Kaline, George Kell, Hal Newhouser, Morris and Trammell. For a complete list of Detroit Tigers in the Hall of Fame, visit [www.baseballhall.org](http://www.baseballhall.org).

### NOTABLE TIGERS ARTIFACTS IN COOPERSTOWN

- The cap worn by pitcher Tyler Alexander when he tied an American League record, and set a new record for a relief pitcher, by striking out nine straight batters vs. the Reds.
- Pullover worn by former Tigers manager Jim Leyland March 22, 2017, during the World Baseball Classic finals.
- Jersey worn by Cy Young and MVP Award winner Justin Verlander during his 20<sup>th</sup> win of the season on August 27, 2011.
- Ball from Justin Verlander's second career no-hit game on May 7, 2011.
- Spikes worn by Armando Galarraga and the first base bag from his June 2, 2010 near-perfect game against the Indians.
- Helmet worn by Miguel Cabrera during the 2009 World Baseball Classic with Team Venezuela.
- Jersey worn by Curtis Granderson on Sept. 9, 2007, when he stole his 20<sup>th</sup> base of the season, making him the third player in history to hit at least 20 doubles, triples and home runs while also stealing 20 bases.
- Glove used by Placido Polanco record-setting 2007 season, in which he played 141 games at second without an error.
- Ball from Justin Verlander's no-hitter against the Milwaukee Brewers on June 12, 2007, the sixth no-hitter in Tigers' history and first at Comerica Park.
- Bat used by Magglio Ordoñez to hit the game-winning, series-clinching, walk-off home run in Game Four of the 2006 ALCS.
- Second base from Alan Trammell and Lou Whitaker's final game together at Tiger Stadium in 1999.



Cap worn by Tyler Alexander when he struck out nine straight batters on Aug. 2, 2020.

### A LOOK AHEAD TO 2022

Ballots for the 2022 Hall of Fame/BBWAA election will be distributed following the 2021 season with results from the voting scheduled to be announced in January 2022. A partial list of first-year candidates for election includes Prince Fielder, David Ortiz, Álex Rodríguez and Mark Teixeira. Historical information on past BBWAA elections and the election process can be accessed at [www.baseballhall.org](http://www.baseballhall.org) or by contacting the Hall of Fame Communications department.

### CONNECT TO COOPERSTOWN

- For up-to-the-minute news from Cooperstown, visit at [www.baseballhall.org](http://www.baseballhall.org). Stay up-to-date on all the activity at the Hall of Fame's official site, on Twitter [@baseballhall](https://twitter.com/baseballhall) and through social networking on Facebook, Instagram and YouTube.
- If you would like to receive interesting stories and timely news items direct from the Hall of Fame and get the inside track on the latest happenings in Cooperstown, sign up for *Inside Pitch*. There's no cost to receive our weekly electronic newsletter in your e-mail box at home or work and it's easy to enroll: Just log on to [www.baseballhall.org/media/museum-facts](http://www.baseballhall.org/media/museum-facts).
- If you have an interest in receiving *Around The Horn*, the Hall's monthly media newsletter, please send an e-mail to [info@baseballhall.org](mailto:info@baseballhall.org). Be sure to include your name, name of organization and e-mail address. Or visit [www.baseballhall.org/media-info](http://www.baseballhall.org/media-info).

### RESEARCH ASSISTANCE

The Hall of Fame is pleased to provide assistance in baseball research and members of the media are encouraged to utilize this valuable baseball resource whenever necessary by calling the Public Relations department at (607) 547-0215, or the Library Reference desk at (607) 547-0330.

---

# AWARD WINNERS

---



# TIGERS AWARD WINNERS



## BASEBALL WRITERS ASSOCIATION OF AMERICA AWARDS

|                                                         |                           |                              |                                    |
|---------------------------------------------------------|---------------------------|------------------------------|------------------------------------|
| <b>Chalmers Award</b><br>( <i>AL MVP from 1911-14</i> ) | 1945 Hal Newhouser LHP    | <b>AL Cy Young Award</b>     | 1978 Lou Whitaker 2B               |
| 1911 Ty Cobb OF                                         | 1968 Denny McLain RHP     | 1968 Denny McLain* RHP       | 2006 Justin Verlander RHP          |
| <b>AL Most Valuable Player</b>                          | 1984 Willie Hernandez RHP | 1969 Denny McLain# RHP       | 2016 Michael Fulmer RHP            |
| 1934 Mickey Cochrane C                                  | 2011 Justin Verlander RHP | 1984 Willie Hernandez LHP    | <b>AL Manager of the Year</b>      |
| 1935 Hank Greenberg 1B                                  | 2012 Miguel Cabrera 3B    | 2011 Justin Verlander* RHP   | 1984 Sparky Anderson               |
| 1937 Charlie Gehringer 2B                               | 2013 Miguel Cabrera 3B    | 2013 Max Scherzer RHP        | 1987 Sparky Anderson               |
| 1940 Hank Greenberg OF                                  |                           | <b>AL Rookie of the Year</b> | 2006 Jim Leyland                   |
| 1944 Hal Newhouser LHP                                  |                           | 1953 Harvey Kuenn SS         | <i>*Unanimous Selection; #Tied</i> |
|                                                         |                           | 1976 Mark Fidrych RHP        |                                    |

## THE SPORTING NEWS AWARDS

|                                |                                   |                              |                         |
|--------------------------------|-----------------------------------|------------------------------|-------------------------|
| <b>ML Player of the Year</b>   | 2011 Justin Verlander RHP         | <b>Executive of the Year</b> | 1991 Mickey Tettleton C |
| 1945 Hal Newhouser LHP         | 2012 Justin Verlander RHP         | 1940 Walter O. Briggs, Sr.   | Cecil Fielder 1B        |
| 1968 Denny McLain RHP          | 2013 Max Scherzer RHP             | 1968 James A. Campbell       | 1992 Mickey Tettleton C |
| 2011 Justin Verlander RHP      | <b>AL Fireman of the Year</b>     | 2011 David Dombrowski        | 1999 Travis Fryman SS   |
| 2012 Miguel Cabrera 3B         | 1973 John Hiller LHP              | <b>Silver Slugger Award</b>  | 1998 Damion Easley 2B   |
| 2013 Miguel Cabrera 3B         | <b>AL Rookie of the Year</b>      | 1980 Lance Parrish C         | 1999 Dean Palmer 3B     |
| <b>AL Most Valuable Player</b> | 2006 Justin Verlander RHP         | 1982 Lance Parrish C         | 2004 Ivan Rodriguez C   |
| 1935 Hank Greenberg 1B         | 2010 Austin Jackson OF            | Lou Whitaker 2B              | 2007 Magglio Ordoñez OF |
| 1937 Charlie Gehringer 2B      | 2016 Michael Fulmer RHP           | 1983 Lance Parrish C         | Placido Polanco 2B      |
| 1940 Hank Greenberg OF         | <b>Rookie Pitcher of the Year</b> | Lou Whitaker 2B              | 2010 Miguel Cabrera 1B  |
| 1945 Eddie Mayo 2B             | 1976 Mark Fidrych RHP             | Lou Whitaker 2B              | 2011 Alex Avila C       |
| <b>AL Player of the Year</b>   | 1977 Dave Rozema RHP              | 1984 Lance Parrish C         | 2012 Miguel Cabrera 3B  |
| 1955 Al Kaline OF              | 1987 Mike Henneman RHP            | Lou Whitaker 2B              | Prince Fielder 1B       |
| 1963 Al Kaline OF              | <b>AL Manager of the Year</b>     | 1986 Lance Parrish C         | 2013 Miguel Cabrera 3B  |
| 1990 Cecil Fielder 1B          | 2006 Jim Leyland                  | 1987 Matt Nokes C            | Torii Hunter OF         |
| <b>AL Pitcher of the Year</b>  | <b>ML Manager of the Year</b>     | Lou Whitaker 2B              | 2014 Victor Martinez DH |
| 1968 Denny McLain RHP          | 1950 Red Rolfe                    | Alan Trammell SS             | 2015 Miguel Cabrera 1B  |
| 1969 Denny McLain RHP          | 1968 Mayo Smith                   | Alan Trammell SS             | J.D. Martinez OF        |
| 1981 Jack Morris RHP           |                                   | 1990 Cecil Fielder 1B        | 2016 Miguel Cabrera 1B  |
| 1984 Willie Hernandez LHP      |                                   | Alan Trammell SS             |                         |

## RELIEF MAN AWARDS

|                              |                         |
|------------------------------|-------------------------|
| <b>Rolaids AL Relief Man</b> | <b>MLB Delivery Man</b> |
| 2000 Todd Jones RHP          | 2011 Jose Valverde RHP  |

## AMERICAN LEAGUE AWARDS

|                                      |                               |                           |                                |
|--------------------------------------|-------------------------------|---------------------------|--------------------------------|
| <b>Outstanding Designated Hitter</b> | <b>Reliever of the Month</b>  |                           |                                |
| 1975 Willie Horton                   | 2019 Shane Greene March/April | Chet Lemon 9/26           | 2010 Miguel Cabrera 4/4        |
| 1978 Rusty Staub                     | <b>Rookie of the Month</b>    | 1990 Cecil Fielder 5/7    | Armando Galarraga 5/31         |
| 2014 Victor Martinez                 | 2006 Justin Verlander May     | Cecil Fielder 8/13        | Miguel Cabrera 7/5             |
| <b>Player/Pitcher of the Month</b>   | 2009 Rick Porcello May        | 1991 Tony Phillips 5/26   | Justin Verlander 5/2           |
| 1974 Al Kaline September             | 2010 Austin Jackson April     | Walt Terrell 8/25         | Victor Martinez 5/9            |
| 1976 Willie Horton April             | Brennan Boesch May            | 1992 Rob Deer 9/21        | Justin Verlander 6/13          |
| Ron LeFlore May                      | Brennan Boesch June           | 1993 Travis Fryman 4/18   | Austin Jackson 8/29            |
| Mark Fidrych June                    | <b>Player of the Week</b>     | Cecil Fielder 6/20        | Justin Verlander 9/12          |
| 1983 Lou Whitaker June               | 1975 Willie Horton 8/3        | Dan Gladden 8/15          | Miguel Cabrera 4/4             |
| 1984 Jack Morris August              | 1976 Willie Horton 4/25       | 1995 Kirk Gibson 5/28     | Miguel Cabrera 9/10            |
| Alan Trammell April                  | Ron LeFlore 5/9               | 1996 Tony Clark 9/29      | Justin Verlander 9/24          |
| Willie Hernandez June                | Ben Oglivie 6/6               | 1997 Tony Clark 4/20      | Prince Fielder 4/8             |
| 1987 Doyle Alexander September       | 1978 Jason Thompson 6/25      | Brian Hunter 7/6          | Max Scherzer 6/17              |
| Alan Trammell September              | 1979 Lance Parrish 5/29       | 1998 Damion Easley 5/24   | Miguel Cabrera 8/5             |
| 1990 Cecil Fielder August            | 1980 Alan Trammell 5/12       | Joe Randa 9/13            | Austin Jackson 8/5             |
| 1993 Bill Gullickson August          | Tom Brookens 8/18             | 2000 Bobby Higginson 6/12 | J.D. Martinez 6/22             |
| 2000 Steve Sparks August             | Steve Kemp 9/14               | Tony Clark 6/19           | Miguel Cabrera 9/7             |
| 2004 Ivan Rodriguez June             | 1981 Kirk Gibson 8/24         | Bobby Higginson 9/25      | 2015 Miguel Cabrera 4/13       |
| 2007 Magglio Ordoñez August          | Kirk Gibson 9/28              | 2001 Bobby Higginson 7/12 | J.D. Martinez 7/6              |
| 2008 Miguel Cabrera July             | 1982 Larry Herndon 5/17       | 2002 Robert Fick 6/10     | 2016 Victor Martinez 5/1       |
| 2009 Justin Verlander May            | 1983 Milt Wilcox 4/11         | Randall Simon 7/22        | Miguel Cabrera 5/22            |
| 2011 Justin Verlander June           | Lou Whitaker 6/6              | 2003 Dmitri Young 5/26    | Cameron Maybin 5/22            |
| Doug Fister September                | 1984 Jack Morris 4/2          | 2004 Jason Johnson 7/5    | Justin Upton 9/25              |
| 2012 Miguel Cabrera August           | Lance Parrish 6/18            | Bobby Higginson 8/16      | Miguel Cabrera 10/2            |
| Justin Verlander September           | 1985 Darrell Evans 5/13       | 2005 Dmitri Young 4/4     | 2017 J.D. Martinez 5/21        |
| 2013 Miguel Cabrera May              | Kirk Gibson 6/3               | 2006 Chris Shelton 4/2    | J.D. Martinez 7/16             |
| Miguel Cabrera August                | Darrell Evans 9/16            | Justin Verlander 5/22     | 2018 Nicholas Castellanos 8/19 |
| 2014 Victor Martinez August          | 1986 Kirk Gibson 4/7          | 2007 Magglio Ordoñez 4/23 | 2020 Jeimer Candelario 9/13    |
| Miguel Cabrera September             | Kirk Gibson 6/23              | Gary Sheffield 6/4        |                                |
| 2016 Jordan Zimmermann April         | Jack Morris 7/7               | Justin Verlander 6/11     |                                |
| Justin Verlander July                | Kirk Gibson 7/14              | Carlos Guillen 6/18       |                                |
| Miguel Cabrera September             | John Grubb 7/21               | Curtis Granderson 7/9     |                                |
|                                      | Jack Morris 9/22              | Miguel Cabrera 4/14       |                                |
|                                      | 1988 Pat Sheridan 6/27        | Magglio Ordoñez 5/19      |                                |
|                                      |                               | Matt Joyce 7/7            |                                |
|                                      |                               | Miguel Cabrera 7/21       |                                |



# TIGERS AWARD WINNERS

## DETROIT TIGERS AWARDS

### TIGER OF THE YEAR

(Selected by the Detroit chapter of the BBWAA)

|                        |                           |                          |                              |
|------------------------|---------------------------|--------------------------|------------------------------|
| 1965 Don Wert 3B       | 1980 Alan Trammell SS     | 1995 Travis Fryman 3B    | 2009 Justin Verlander RHP    |
| 1966 Denny McLain RHP  | 1981 Kirk Gibson OF       | 1996 Travis Fryman 3B/SS | 2010 Miguel Cabrera 1B       |
| 1967 Bill Freehan C    | 1982 Lance Parrish 2B     | 1997 Tony Clark 1B       | 2011 Justin Verlander RHP    |
| 1968 Denny McLain RHP  | 1983 Lou Whitaker 2B      | 1998 Bobby Higginson OF  | 2012 Miguel Cabrera 3B       |
| 1969 Denny McLain RHP  | 1984 Willie Hernandez RHP | 1999 Damian Easley 2B    | 2013 Miguel Cabrera 3B       |
| 1970 Tom Timmerman RHP | 1985 Darrell Evans 1B     | 1999 Dean Palmer 3B      | 2014 Victor Martinez DH      |
| 1971 Mickey Lolich LHP | 1986 Jack Morris RHP      | 2000 Bobby Higginson OF  | 2015 J.D. Martinez OF        |
| 1972 Ed Brinkman SS    | 1987 Alan Trammell SS     | 2001 Steve Sparks RHP    | 2016 Justin Verlander RHP    |
| 1973 John Hiller LHP   | 1988 Alan Trammell SS     | 2002 Randall Simon 1B/DH | 2017 Justin Upton OF         |
| 1974 Al Kaline DH      | 1989 Lou Whitaker 2B      | 2003 Dmitri Young OF/DH  | 2018 Nicholas Castellanos OF |
| 1975 Willie Horton DH  | 1990 Cecil Fielder 1B     | 2004 Ivan Rodriguez C    | 2019 Matthew Boyd LHP        |
| 1976 Mark Fidrych RHP  | 1991 Cecil Fielder 1B     | 2005 Placido Polanco 2B  | 2020 Jeimer Candelario INF   |
| 1977 Ron LeFlore OF    | 1992 Cecil Fielder 1B     | 2006 Carlos Guillen SS   |                              |
| 1978 Ron LeFlore OF    | 1993 Tony Phillips OF     | 2007 Magglio Ordoñez OF  |                              |
| 1979 Steve Kemp OF     | 1994 Kirk Gibson DH/OF    | 2008 Miguel Cabrera 1B   |                              |

### TIGER ROOKIE OF THE YEAR

(Selected by the Detroit Sports Media Association)

|                           |                           |                           |                              |
|---------------------------|---------------------------|---------------------------|------------------------------|
| 1969 Mike Kilkenny LHP    | 1982 Glenn Wilson OF      | 1995 Bobby Higginson OF   | 2008 Armando Galarraga RHP   |
| 1970 Elliott Maddox 3B/OF | 1983 Dave Gumpert RHP     | 1996 Tony Clark 1B        | 2009 Rick Porcello RHP       |
| 1971 (No Award)           | 1984 Barbaro Garbey 1B    | 1997 Deivi Cruz SS        | 2010 Austin Jackson OF       |
| 1972 Chuck Seelbach RHP   | 1985 Nelson Simmons OF    | 1998 Matt Anderson RHP    | 2011 Al Alburquerque RHP     |
| 1973 Dick Sharon OF       | 1986 Eric King RHP        | 1999 Gabe Kapler OF       | 2012 Quintin Berry OF        |
| 1974 Ron LeFlore OF       | 1987 Matt Nokes C         | 2000 Jose Mancias 2B/3B   | 2013 José Iglesias SS        |
| 1975 Vern Ruhle RHP       | 1988 Paul Gibson LHP      | 2001 Victor Santos RHP    | 2014 Nicholas Castellanos 3B |
| 1976 Mark Fidrych RHP     | 1989 Kevin Ritz RHP       | 2002 Carlos Peña 1B       | 2015 James McCann C          |
| 1977 Dave Rozema RHP      | 1990 Travis Fryman SS     | 2003 Craig Monroe OF      | 2016 Michael Fulmer RHP      |
| 1978 Lou Whitaker 2B      | 1991 Milt Cupler OF       | 2004 Nook Logan OF        | 2017 Harold Machado INF      |
| 1979 Lynn Jones OF        | 1992 Scott Livingstone 3B | 2005 Curtis Granderson OF | 2018 Niko Goodrum INF        |
| 1980 Rick Peters OF       | 1993 Chris Gomez SS       | 2006 Justin Verlander RHP | 2019 Harold Castro INF/OF    |
| 1981 (No Award)           | 1994 Chris Gomez SS       | 2007 Ryan Raburn OF       | 2020 Willi Castro INF        |

### KING TIGER

(Congeniality Award by Tigers Fan Clubs 1961-80, Currently selected by the Mayo Smith Society)

|                        |                        |                           |                              |
|------------------------|------------------------|---------------------------|------------------------------|
| 1961 Steve Boros 3B    | 1972 Fred Scherman LHP | Ivan Rodriguez C          | 2015 J.D. Martinez OF        |
| 1962 Mike Roark C      | 1973 John Hiller RHP   | 2005 Placido Polanco 2B   | 2016 Ian Kinsler 2B          |
| 1963 Bill Freehan C    | 1974 Mickey Lolich LHP | 2006 Kenny Rogers LHP     | Justin Verlander RHP         |
| 1964 Hank Aguirre LHP  | 1975 Bill Freehan C    | 2007 Magglio Ordoñez OF   | 2017 Nicholas Castellanos OF |
| 1965 Don Wert 3B       | 1976 Mickey Stanley OF | 2008 Miguel Cabrera 1B    | 2018 Nicholas Castellanos OF |
| 1966 Dick McAuliffe 2B | 1977 Mickey Stanley OF | 2009 Justin Verlander RHP | 2019 Niko Goodrum INF        |
| 1967 Bill Freehan C    | 1978 Lance Parrish C   | 2010 Miguel Cabrera 1B    | 2019 Matthew Boyd LHP        |
| 1968 Bill Freehan C    | 1979 Steve Kemp OF     | 2011 Justin Verlander RHP |                              |
| 1969 Norm Cash 1B      | 1980 Alan Trammell SS  | 2012 Miguel Cabrera 3B    |                              |
| 1970 Al Kaline OF      | 1981-2003 (No Award)   | 2013 Max Scherzer RHP     |                              |
| 1971 Fred Scherman LHP | 2004 Carlos Guillen SS | 2014 Victor Martinez DH   |                              |

### 10TH MAN AWARD

(Selected by the Detroit Baseball Society)

|                       |                           |                       |                        |
|-----------------------|---------------------------|-----------------------|------------------------|
| 2011 Don Kelly INF/OF | 2013 Don Kelly INF/OF     | 2017 John Hicks C/1B  | 2019 Brandon Dixon INF |
| 2012 Quintin Berry OF | 2016 Andrew Romine INF/OF | 2018 Niko Goodrum INF |                        |

## OTHER AWARDS

### RAWLINGS GOLD GLOVE AWARDS

|                       |                        |                           |                         |
|-----------------------|------------------------|---------------------------|-------------------------|
| 1957 Al Kaline 2B     | 1966 Bill Freehan C    | 1976 Aurelio Rodriguez 3B | 1988 Gary Pettis OF     |
| 1958 Frank Bolling OF | Al Kaline OF           | 1980 Alan Trammell SS     | 1989 Gary Pettis OF     |
| Al Kaline OF          | 1967 Bill Freehan C    | 1981 Alan Trammell SS     | 2004 Ivan Rodriguez C   |
| 1959 Al Kaline OF     | Al Kaline OF           | 1983 Lance Parrish C      | 2006 Ivan Rodriguez C   |
| 1961 Al Kaline OF     | 1968 Bill Freehan C    | Alan Trammell SS          | Kenny Rogers P          |
| Frank Lary P          | Mickey Stanley OF      | Lou Whitaker 2B           | 2007 Placido Polanco 2B |
| 1962 Al Kaline OF     | 1969 Bill Freehan C    | 1984 Lance Parrish C      | Ivan Rodriguez C        |
| 1963 Al Kaline OF     | Mickey Stanley OF      | Lou Whitaker 2B           | 2009 Placido Polanco 2B |
| 1964 Al Kaline OF     | 1970 Mickey Stanley OF | Alan Trammell SS          | 2015 Yoenis Céspedes 2B |
| 1965 Bill Freehan C   | 1972 Ed Brinkman SS    | 1985 Lance Parrish C      | 2016 Ian Kinsler LF     |
| Al Kaline OF          | 1973 Mickey Stanley OF | Lou Whitaker 2B           |                         |

|                                           |                                       |                               |                      |
|-------------------------------------------|---------------------------------------|-------------------------------|----------------------|
| <b>Sport Magazine World Series MVP</b>    | <b>AL Championship Series MVP</b>     | <b>Hank Aaron Award</b>       | <b>Hutch Award</b>   |
| 1968 Mickey Lolich LHP                    | 1984 Kirk Gibson OF                   | 2012 Miguel Cabrera 3B        | 1970 Al Kaline OF    |
| 1984 Alan Trammell SS                     | 2006 Placido Polanco 2B               | 2013 Miguel Cabrera 3B        | 1973 John Hiller LHP |
|                                           | 2012 Delmon Young OF                  | <b>Roberto Clemente Award</b> |                      |
| <b>Babe Ruth Award (World Series MVP)</b> | <b>AL Comeback Player of the Year</b> | 1973 Al Kaline OF             |                      |
| 1968 Mickey Lolich LHP                    | 1965 Norm Cash 1B                     | <b>Cronin Trophy</b>          |                      |
| 1984 Jack Morris RHP                      | 1971 Norm Cash 1B                     | 1974 Al Kaline DH             |                      |
|                                           | 1973 John Hiller LHP                  | <b>Gehrig Trophy</b>          |                      |
|                                           | 1983 Alan Trammell SS                 | 1970 Al Kaline OF             |                      |

## BASEBALL AMERICA AWARDS

|                              |                               |                                 |
|------------------------------|-------------------------------|---------------------------------|
| <b>ML Rookie of the Year</b> | <b>ML Manager of the Year</b> | <b>ML Executive of the Year</b> |
| 2006 Justin Verlander RHP    | 2006 Jim Leyland              | 2006 David Dombrowski           |



# TIGERS AWARD WINNERS



## PLAYERS CHOICE AWARDS

| AL Outstanding Pitcher |                      | Player of the Year |                      | AL Outstanding Rookie |                      | Marvin Miller Man of Year |                      |
|------------------------|----------------------|--------------------|----------------------|-----------------------|----------------------|---------------------------|----------------------|
| 2011                   | Justin Verlander RHP | 2011               | Justin Verlander RHP | 2006                  | Justin Verlander RHP | 2009                      | Curtis Granderson OF |
| 2013                   | Max Scherzer RHP     | 2012               | Miguel Cabrera 3B    | 2010                  | Austin Jackson OF    | 2010                      | Brandon Inge 3B      |
| AL Outstanding Player  |                      | 2013               | Miguel Cabrera 3B    | 2016                  | Michael Fulmer RHP   |                           |                      |
| 2012                   | Miguel Cabrera 3B    |                    |                      |                       |                      |                           |                      |
| 2013                   | Miguel Cabrera 3B    |                    |                      |                       |                      |                           |                      |

## TIGERS TOP 10 FINISHERS IN THE MOST VALUABLE PLAYER VOTING

|      |                         |      |                    |      |                      |      |                        |
|------|-------------------------|------|--------------------|------|----------------------|------|------------------------|
| 1932 | Charlie Gehringer t-9th | 1945 | Hal Newhouser 1st  | 1964 | Bill Freehan t-7th   | 1992 | Cecil Fielder 9th      |
| 1933 | Charlie Gehringer 6th   |      | Eddie Mayo 2nd     | 1965 | Willie Horton 8th    | 2004 | Ivan Rodriguez 10th    |
| 1934 | Mickey Cochrane 1st     |      | Paul Richards 10th |      | Don Wert t-10th      | 2006 | Carlos Guillen 10th    |
|      | Charlie Gehringer 2nd   | 1946 | Hal Newhouser 2nd  | 1966 | Al Kaline 7th        | 2007 | Magglio Ordoñez 2nd    |
|      | Schoolboy Rowe 4th      |      | Hank Greenberg 8th | 1967 | Bill Freehan 3rd     |      | Curtis Granderson 10th |
|      | Hank Greenberg 6th      | 1947 | George Kell 5th    |      | Al Kaline 5th        | 2009 | Miguel Cabrera 4th     |
|      | Marv Owen 9th           | 1948 | Hal Newhouser 9th  | 1968 | Denny McLain 1st     | 2010 | Miguel Cabrera 2nd     |
| 1935 | Hank Greenberg 1st      | 1949 | George Kell 8th    |      | Bill Freehan 2nd     | 2011 | Justin Verlander 1st   |
|      | Charlie Gehringer 6th   |      | Vic Wertz 10th     |      | Willie Horton 4th    |      | Miguel Cabrera 5th     |
|      | Mickey Cochrane 7th     | 1950 | George Kell 4th    |      | Dick McAuliffe 7th   | 2012 | Miguel Cabrera 1st     |
| 1936 | Charlie Gehringer 4th   |      | Vic Wertz 10th     | 1969 | Denny McLain 6th     |      | Justin Verlander 8th   |
|      | Tommy Bridges 9th       | 1954 | Harvey Kuenn 8th   | 1971 | Mickey Lolich 5th    |      | Prince Fielder 9th     |
| 1937 | Charlie Gehringer 1st   | 1955 | Al Kaline 2nd      | 1972 | Ed Brinkman 9th      | 2013 | Miguel Cabrera 1st     |
|      | Hank Greenberg 3rd      | 1956 | Al Kaline 3rd      |      | Mickey Lolich 10th   | 2014 | Victor Martinez 2nd    |
| 1938 | Hank Greenberg 3rd      |      | Harvey Kuenn 4th   | 1973 | John Hiller t-4th    |      | Miguel Cabrera 9th     |
|      | Charlie Gehringer 10th  | 1957 | Jim Bunning 9th    | 1978 | Rusty Staub 5th      | 2016 | Miguel Cabrera t-9th   |
| 1940 | Hank Greenberg 1st      |      | Al Kaline 10th     | 1983 | Lou Whitaker 8th     |      |                        |
|      | Bobo Newsom 4th         | 1959 | Al Kaline 6th      | 1984 | Lance Parrish 9th    |      |                        |
|      | Schoolboy Rowe 7th      |      | Harvey Kuenn 8th   |      | Willie Hernandez 1st |      |                        |
|      | Rudy York 8th           | 1961 | Norm Cash 4th      |      | Kirk Gibson 6th      |      |                        |
| 1943 | Rudy York 3rd           |      | Frank Lary 7th     |      | Alan Trammell 9th    |      |                        |
|      | Dick Wakefield 6th      |      | Rocky Colavito 8th | 1987 | Alan Trammell 2nd    |      |                        |
| 1944 | Hal Newhouser 1st       |      | Al Kaline 9th      | 1988 | Alan Trammell 7th    |      |                        |
|      | Dizzy Trout 2nd         | 1962 | Al Kaline 6th      | 1990 | Cecil Fielder 2nd    |      |                        |
|      | Dick Wakefield 5th      | 1963 | Al Kaline 2nd      | 1991 | Cecil Fielder 2nd    |      |                        |

## TIGERS TOP 10 FINISHERS IN THE CY YOUNG AWARD VOTING

|      |                    |      |                      |      |                        |      |                       |
|------|--------------------|------|----------------------|------|------------------------|------|-----------------------|
| 1961 | Frank Lary 3rd     | 1979 | Aurelio Lopez t-7th  | 1991 | Bill Gullickson 8th    | 2013 | Max Scherzer 1st      |
| 1968 | Denny McLain 1st   | 1981 | Jack Morris 3rd      | 2000 | Todd Jones 5th         |      | Anibal Sanchez 4th    |
| 1969 | Denny McLain t-1st | 1982 | Dan Petry 9th        | 2006 | Kenny Rogers t-5th     | 2014 | Max Scherzer 5th      |
| 1971 | Mickey Lolich 2nd  | 1983 | Jack Morris 3rd      |      | Justin Verlander 7th   |      | David Price 6th       |
| 1972 | Mickey Lolich 3rd  | 1984 | Willie Hernandez 1st | 2007 | Justin Verlander t-5th | 2016 | Justin Verlander 2nd  |
| 1973 | John Hiller 4th    |      | Dan Petry 5th        | 2009 | Justin Verlander 3rd   |      | Michael Fulmer t-10th |
| 1974 | John Hiller 4th    |      | Jack Morris t-7th    | 2011 | Justin Verlander 1st   |      |                       |
| 1976 | Mark Fidrych 2nd   | 1986 | Jack Morris 5th      |      | Jose Valverde 5th      |      |                       |
| 1977 | Dave Rozema 8th    | 1987 | Jack Morris 9th      | 2012 | Justin Verlander 2nd   |      |                       |

## TIGERS TOP 10 FINISHERS IN THE ROOKIE OF THE YEAR VOTING

|      |                    |      |                     |      |                       |      |                            |
|------|--------------------|------|---------------------|------|-----------------------|------|----------------------------|
| 1949 | Johnny Groth t-4th | 1978 | Lou Whitaker 1st    | 1994 | Chris Gomez t-4th     | 2010 | Austin Jackson 2nd         |
| 1953 | Harvey Kuenn 1st   |      | Alan Trammell t-4th | 1996 | Tony Clark 3rd        |      | Brennan Boesch t-5th       |
| 1954 | Al Kaline 3rd      | 1980 | Ricky Peters 6th    | 1997 | Deivi Cruz 4th        | 2013 | José Iglesias 2nd          |
| 1961 | Jake Wood 6th      | 1987 | Matt Nokes 3rd      | 2004 | Nate Robertson t-8th  | 2014 | Nicholas Castellanos t-8th |
| 1976 | Mark Fidrych 1st   |      | Mike Henneman t-6th | 2006 | Justin Verlander 1st  | 2016 | Michael Fulmer 1st         |
| 1977 | Dave Rozema 4th    | 1990 | Travis Fryman 6th   | 2008 | Armando Galarraga 5th | 2020 | Willi Castro t-4th         |
|      |                    | 1991 | Milt Cuyler 3rd     | 2009 | Rick Porcello 3rd     |      |                            |

## ROBERTO CLEMENTE AWARD

Since 1971, Major League Baseball has annually presented an award that recognizes a player who best exemplifies the game of baseball through sportsmanship, community involvement and positive contributions to his team.

In 1973, following the tragic death of Roberto Clemente, the award was named to honor the man whose spirit and goodwill will always be remembered. The 12-time All-Star and Hall of Famer was killed in a plane crash in 1972 delivering food and medical supplies to earthquake victims of Nicaragua. The award recognizes those individuals who truly understand the value of helping others.

A panel of baseball dignitaries annually selects the winner from a list of 30 candidates, one from each Major League Baseball club. These local winners are announced in September during Roberto Clemente Day. The winner of the national Roberto Clemente Award is announced during a pre-game ceremony at the World Series. Detroit's Al Kaline won the award in 1973 and other past winners include Curtis Granderson, Tony Gwynn, Willie Mays, Freddie Freeman, Yadier Molina, Cal Ripken, Jr., and Ozzie Smith

# MEDIA INFORMATION





The following guidelines will be in place as long as Major League Baseball remains under COVID-19 pandemic protocols. If changes to any of these policies are made during the 2021 season, we will communicate those changes to media in advance.

## CREDENTIALS

Due to MLB COVID-19 protocols, there is a limit on the maximum number of credentials that can be issued for each game.

- Credentials will be issued only to legitimate news-gathering agencies.
- Season credentials will be issued only to those agencies that cover the Tigers on a regular basis...these credentials will be laminated with photos and must be worn in a visible manner at all times at Comerica Park.
- Those not qualifying for season credentials can be considered for daily access.
- All requests for credentials must be made online at [credentials.mlb.com](https://credentials.mlb.com).
- Daily credentials must be requested at least 24 hours in advance of the game to be covered.
- Credentials will be issued to online services that meet all of the following criteria:
  - (1) Is part of a national news gathering agency.
  - (2) Reaches a broad audience.
  - (3) Produces original content.
  - (4) Has an established record of developing original content.
  - (5) Employs full-time journalists.
- The Ernie Harwell Media Center is for use by working media ONLY...credentials are not transferable.
- Credentialed media are prohibited from requesting autographs or photos with uniformed personnel on the field or in the clubhouse with any violation resulting in immediate revocation of the credential.
- Daily credentials will be available at the designated press lobby located on the corner of John R. and Montcalm street three hours before the scheduled first pitch.
- No credentials will be mailed.

## MEDIA ENTRANCE

Media may enter Comerica Park through the media entrance, located at the corner of John R. and Montcalm street, across from the D Garage. The media entrance will open four hours prior to scheduled first pitch.

## PARKING

A limited number of digital parking codes for the D Garage will be set aside for use by media on a daily basis. Please email the Tigers Communications office for more information.

- The D Garage will close two hours after the last post-game Zoom interview concludes.

## ERNIE HARWELL MEDIA CENTER

The Ernie Harwell Media Center is located on the lower suite level behind home plate. Access to press areas is by ramp or stairs (to the third-base side of home plate) only. Unless medically necessary, media should not use the elevator to access press areas.

- No photography is permitted in the media center without prior approval from the Tigers Communications Department.
- Seating charts will be posted, and some seats will be permanently reserved for the regular season. Please contact a Tigers Communications representative for assistance with seating location.
- Due to COVID-19 restrictions, printed game information will not be available in the press box. However, all game-related documents can be accessed at [mlbpressbox.com](https://mlbpressbox.com). Box scores, play-by-play sheets and post-game notes will be available on pressbox and emailed to credentialed media following the game.
- Per MLB regulations, the press box closes 90 minutes after the last post-game Zoom interview concludes.

## CLUBHOUSES

Entrance to both clubhouses is on the Comerica Park service level, accessible by media elevator, ramp or stairs. The Tigers clubhouse is located behind third base, while the visitor's clubhouse is behind first base.

- Due to COVID-19 protocols, the clubhouses will not be open to the media for the 2021 season.

## INTERVIEWS

- All interviews with Tigers uniformed personnel for the 2021 season will take place via Zoom video conferencing.
- Manager A.J. Hinch will conduct his pre-game media session via Zoom at a time to be announced daily. The scheduled times will be emailed to the media each day.
- The Tigers Communications Department will make every effort to have at least one position player available on Zoom each day prior to batting practice. Additionally, on some occasions, the next day's starting pitcher will be available prior to batting practice. Any specific player requests should be made at least 24 hours in advance to the Tigers Communications Department.
- Following the game, manager A.J. Hinch will be available on Zoom approximately 10 minutes after the last out is recorded. In addition to Hinch, that game's starting pitcher as well as at least one position player will be made available to the media after the game.

## PRE-GAME FIELD ACCESS

Due to COVID-19 restrictions, all non Tier 1 or Tier 2 personnel are prohibited from accessing the playing field.

## TELEVISION COVERAGE

All local television stations are prohibited from shooting and distributing footage inside Comerica Park beginning 30 minutes prior to each contest and until all broadcast television rightsholders have signed off the air.

- Footage from Comerica Park property and the concourse area are permitted as long as the playing field does not appear in any way in the shot.
- Television cameras on and around field level are limited to natural light whenever players are on the field.
- All local television stations desiring to shoot inside Comerica Park must request to do so in advance through the Tigers Communications Department.

## FIELD ACCESS/PHOTO WELLS

Due to COVID-19 restrictions, media and photographers will not be able to access the Comerica Park playing field along during the 2021 season.

- Photographers will be able to shoot from the lower seating bowl, must avoid touching surfaces with their hands and must maintain a safe, physically distanced space between them.
- Photographers may move around portions of the seating bowl during games, but must ensure that they are physically distanced and not blocking the view of fans.
- No ball — in play or dead — should be handled by anyone other than a ballboy/ballgirl.

## MEDIA HOSPITALITY

A limited selection of snacks and drinks will be available complimentary in the media dining area, in the back of the press box.

- Additionally, media will be able to purchase food and/or drinks from the Comerica Park concession stands.
- Media are also permitted to bring in their own food and (non-alcoholic) drinks, provided they are sealed and individually packaged.

## MEDIA GUIDES

Tigers media guides, along with all Major League Baseball publications and media guides of the other 29 teams are available on [mlbpressbox.com](https://mlbpressbox.com) to accredited media.



Las siguientes pautas estarán vigentes mientras que Major League Baseball permanezca bajo los protocolos de pandemia COVID-19. Si se realizan cambios en cualquiera de estas políticas durante la temporada 2021, notificaremos esos cambios con anticipación esos cambios a los medios.

## CREDENCIALES

Debido a los protocolos de MLB sobre el COVID-19, hay un límite en el número de credenciales que se pueden emitir por juego.

- Las credenciales se emitirán únicamente a agencias legítimas de noticias.
- Las credenciales de temporada se emitirán sólo a aquellas agencias que cubren a los Tigres de manera regular. Estas credenciales serán laminadas y con foto y deberán usarse de manera visible en todo momento en Comerica Park.
- Aquellos que no califiquen para credenciales de temporada pueden ser considerados para credenciales acceso diario.
- Todas las solicitudes de credenciales deben realizarse en línea en [credentials.mlb.com](https://credentials.mlb.com).
- Las credenciales diarias deben solicitarse al menos 24 horas antes del juego que se va a cubrir.
- Se emitirán credenciales para los servicios en línea que cumplan con todos los siguientes criterios:
  - (1) Es parte de una agencia de noticias nacional.
  - (2) Llega a una amplia audiencia.
  - (3) Produce contenido original.
  - (4) Tiene un historial establecido de desarrollo de contenido original.
  - (5) Emplea periodistas a tiempo completo.

• El Ernie Harwell Media Center es para uso de los representantes de los medios de comunicación ÚNICAMENTE. Las credenciales no son transferibles.

• Los representantes de los medios con credenciales tienen prohibido solicitar autógrafos o fotos con personal uniformado en el campo o en el clubhouse. Cualquier violación puede resultar en la revocación inmediata de la credencial.

• Las credenciales diarias estarán disponibles tres horas antes del primer lanzamiento en el vestíbulo de prensa designado, el cual está ubicado en la esquina de las calles John R. y Montcalm.

• No se enviarán credenciales por correo postal.

## ENTRADA DE PRENSA

Los representantes de los medios de comunicación pueden ingresar a Comerica Park a través de la entrada de prensa, ubicada en la esquina de John R. y Montcalm street, frente al Garage D. La entrada de medios se abrirá cuatro horas antes del primer lanzamiento.

## ESTACIONAMIENTO

Se reservará una cantidad limitada de códigos digitales de estacionamiento para el Garage D para uso diario de los medios de comunicación. Por favor, envíe un correo electrónico a la oficina de Comunicaciones de los Tigres para obtener más información.

• El Garage D cerrará dos horas después de que concluya la última entrevista de Zoom posterior al juego.

## ERNIE HARWELL MEDIA CENTER

El Ernie Harwell Media Center está ubicado en el nivel inferior de suites, detrás del home plate. El acceso a las áreas de prensa es por rampa o escaleras (al lado de la tercera base) únicamente. A menos que sea médicamente necesario, los representantes de los medios de comunicación no deben usar el ascensor para acceder a las áreas de prensa.

- No se permiten fotografías en el palco de prensa sin la aprobación previa del Departamento de Comunicaciones de los Tigres.
- Se publicarán cartillas de asientos y algunos asientos se reservarán permanentemente para la temporada regular. Comuníquese con un representante de Comunicaciones de los Tigres para obtener ayuda con la ubicación de los asientos.
- El centro de medios incluye un área designada con particiones para medios de transmisión ubicada en el lado de la primera base del centro de medios.
- Debido a las restricciones de COVID-19, la información impresa del juego no estará disponible en el palco de prensa. Se puede acceder a todos los documentos relacionados con el juego en [mlbpressbox.com](https://mlbpressbox.com). Los box scores, hojas de anotación y notas posteriores al juego estarán disponibles en [pressbox.com](https://pressbox.com) y se enviarán por correo electrónico a los medios acreditados después del juego.
- De acuerdo con las regulaciones de la MLB, el palco de prensa se cierra 90 minutos después de que concluya la última entrevista de Zoom posterior al juego.

## CLUBHOUSES

La entrada a ambos clubhouses se encuentra en el nivel de servicio de Comerica Park, accesible mediante elevador de medios, rampa o escaleras. El clubhouse de los Tigres está ubicado detrás de la tercera base, mientras que el visitante está detrás de la primera base.

• Debido a los protocolos COVID-19, los clubhouses no estarán abiertos a los medios de comunicación durante la temporada 2021.

## ENTREVISTAS

• Todas las entrevistas con el personal uniformado de los Tigres en la temporada 2021 se harán a través de videoconferencias de Zoom. El mánager, A.J. Hinch, llevará a cabo su sesión de medios previa al juego a través de Zoom a una hora que se anunciará diariamente. Los horarios programados se enviarán por correo electrónico a los medios de comunicación a diario.

• El Departamento de Comunicaciones de los Tigres hará todo lo posible para tener al menos un jugador de posición disponible en Zoom cada día antes de la práctica de bateo. Además, en algunas ocasiones, el lanzador abridor del día siguiente estará disponible antes de la práctica de bateo. Cualquier solicitud específica de un jugador debe hacerse con al menos 24 horas de anticipación al Departamento de Comunicaciones de los Tigres.

• Después del juego, el mánager A.J. Hinch estará disponible en Zoom aproximadamente 10 minutos después de que se haga el último out del juego. Además de Hinch, el lanzador abridor de ese juego, así como al menos un jugador de posición, estarán disponibles para los medios de comunicación después del juego.

## ACCESO AL TERRENO ANTES DEL JUEGO

Debido a las restricciones por el COVID-19, aquellos que no estén en Tier 1 o Tier 2 tienen prohibido el acceso al terreno de juego.

## COBERTURA DE TELEVISIÓN

Todas las estaciones locales de televisión tienen prohibido grabar y distribuir imágenes dentro de Comerica Park a partir de 30 minutos antes de cada juego y hasta que todos los titulares de los derechos de transmisión de televisión hayan salido del aire.

• Se permiten imágenes de la propiedad de Comerica Park y el área del pasillo principal siempre que el campo de juego no aparezca de ninguna manera en la toma.

• Las cámaras de televisión en y alrededor del nivel del campo están limitadas a la luz natural si hay jugadores en el campo.

• Todas las estaciones de televisión locales que deseen grabar dentro de Comerica Park deben solicitarlo con anticipación a través del Departamento de Comunicaciones de los Tigres.

## ACCESO AL TERRENO/CAJONES DE FOTÓGRAFOS

Debido a las restricciones de COVID-19, los representantes de los medios de comunicación y los fotógrafos no podrán acceder al terreno de juego de Comerica Park durante la temporada 2021.

- Los fotógrafos tienen permitido ubicarse en la parte inferior de la tribuna, deben evitar tocar las superficies con sus manos y deben mantener una distancia física segura entre sí.
- Los fotógrafos pueden moverse en áreas de la zona baja de la tribuna durante los juegos, pero deben asegurarse de mantener distanciamiento físico y no obstaculizar la visión de los fanáticos.
- Ninguna pelota, en juego o muerta, debe ser manejada por nadie que no sea un recogepelotas.

## COMEDOR DE PRENSA

Se ofrecerá una selección limitada de refrigerios y bebidas de cortesía en el comedor de medios, detrás del palco de prensa.

• Además, los representantes de los medios de comunicación podrán comprar alimentos y / o bebidas en los puestos de concesión de Comerica Park.

• Los representantes de los medios de comunicación también pueden traer su propia comida y bebidas (no alcohólicas), siempre que estén selladas y empaquetadas individualmente.

## GUÍA DE MEDIOS

Las guías de medios de los Tigres, junto con todas las publicaciones de Major League Baseball y las guías de medios de los otros 29 equipos, están disponibles en [mlbpressbox.com](https://mlbpressbox.com) para los medios acreditados.



## COMMUNICATIONS &amp; BROADCAST STAFF

**RON COLANGELO**  
VICE PRESIDENT, COMMUNICATIONS  
313-471-2024  
ron.colangelo@tigers.com

**CARLOS GUILLÉN ALTUVE**  
BILINGUAL COORDINATOR, MEDIA RELATIONS  
313-471-2142  
carlos.guillen@tigers.com

**CHAD CRUNK**  
DIRECTOR, COMMUNICATIONS  
313-471-2092  
chad.crunk@tigers.com

**STAN FRACKER**  
DIRECTOR, BROADCASTING &  
IN-GAME ENTERTAINMENT  
313-471-2442  
stan.fracker@tigers.com

**BEN FIDELMAN**  
MANAGER, COMMUNICATIONS  
313-471-2227  
ben.fidelman@tigers.com



@DetroitTigersPR


\*Media members are encouraged to follow the Detroit Tigers Communications staff on Twitter for statistical information and the latest team announcements.

## BASEBALL WRITERS ASSOCIATION OF AMERICA (DETROIT CHAPTER)

**DETROIT FREE PRESS:** Mitch Albom '86, Shawn Windsor '12, Jeff Seidel '13, Evan Peltzold '21  
**DETROIT NEWS:** Lynn Henning '79, Bob Wojnowski '07, John Niyo '11, Chris McCosky '15  
**ASSOCIATED PRESS:** Larry Lage '01, Noah Trister '11  
**BBWAA:** Tom Gage '77  
**MLB.COM:** Jon Paul Morosi '06, Jason Beck '16  
**THE ATHLETIC:** Cody Stavenhagen '20  
**FOXSPORTS1:** Rob Parker '90  
**KYODO NEWS:** Kiyoko Taniguchi '16  
**MLIVE MEDIA GROUP:** Evan Woodbery '17  
**SPORTS ILLUSTRATED:** Michael Rosenberg '05  
**97.1 THE TICKET:** Pat Caputo '86, Will Burchfield '19  
**AT-LARGE:** Anthony Fenech '13

**HONORARY LIST:** Jerry Green '60, Richard Shook '68, Lawrence Paladino '69, Jim Hawkins '70, Chuck Klonke '76, Harry Atkins '77, Dean Howe '83, Steve Kornacki '84, Gene Myers '93, Jeff Peek '94, George Pohly '94, Bob Duff '00, Jeff Kuehn '07

**OFFICERS:** Tom Gage, Chairman/Treasurer; Chuck Klonke, Secretary; Jason Beck, Director




## RON COLANGELO

Ron Colangelo enters his 30th year in professional sports and 13th season with the Tigers after joining the ballclub on June 16, 2008.

- Oversees strategic communications for the club's business and baseball operations departments.
- Works directly with ownership and corporate communications team, Group President of Sports and Entertainment, Executive Vice President of Baseball Operations and General Manager and management team on messaging and positioning for the organization.
- Responsible for day-to-day media and public relations and marketing communications driving brand value for the club's marketing, digital, community and sales initiatives, and building brand

equity beyond traditional media outlets.

- Developed framework and executed plan to bring first-ever global soccer match to Comerica Park and The District Detroit, AS Roma vs. Paris Saint-Germain as part of International Champions Cup.
- Is primary spokesperson on business and public affairs and crisis communications issues.
- Identifies storylines and creates original content that drive the club's narrative across broadcast and social platforms.
- Served as the Vice President of Public Relations for the NFL's New York Jets from 2002-07 where he was the club's spokesperson and responsible for communicating the team's image in the marketplace, collaborating with social media, marketing partnerships, ticket operations, broadcasting, and community and alumni relations.
- Spent six seasons with the Florida Marlins, serving as Vice President of Communications after his promotion from Director of Baseball Information and Publicity...directed media operations for the 1997 World Series Champions.
- Worked three seasons with the NHL's Florida Panthers...joined the club prior to their inaugural 1993 season as a media relations associate and developed programs and initiatives to introduce hockey to Southeast Florida.
- Began his career in Minor League baseball with the West Palm Beach Expos where he served as radio play-by-play announcer, while also overseeing media relations and sales from 1990-93.
- Earned a bachelor's degree in communications from William Paterson University...also attended Arizona State University.
- Has run eight marathons, including Boston, Chicago, Los Angeles, Miami, New York City and San Diego.
- He and wife, Sandra, have a daughter, Catalina, a son, Nicolas, and he has a son, Ryan. They have two rescue dogs, Gigi and Pablo.




## CHAD CRUNK

Chad Crunk enters his eighth season in the Tigers organization and his fourth as the team's Director, Communications after being named to the position in October, 2017. He joined the club in January, 2014 and served four years as the team's Manager of Media Relations. In his role, he supervises all day-to-day efforts of baseball-related media relations, including the coordination of interviews with Tigers baseball executives, the manager, players and coaches, the production of game notes, all player-related announcements and the media guide and season review publications. Additionally, he assists with the Tigers Magazine and Yearbook and updates the department's official Twitter account (@DetroitTigersPR).

Chad joined the Tigers after spending three years as an assistant communications director at the University of Arkansas, where he served as the primary media contact for the Razorbacks' baseball team and was the No. 3 media contact for the Arkansas football program. He handled media publicity for the 2012 Razorback baseball team, which advanced to the College World Series and finished the season with a No. 3 national ranking. Additionally, he worked in the athletic department at Wake Forest University and Vanderbilt University. The University of Kentucky alum graduated summa cum laude in December, 2006 with a BS in journalism.

A native of Hopkinsville, KY, Chad currently resides in Detroit.




## BEN FIDELMAN

Ben Fidelman enters his fifth season with the Tigers, and second as the club's Manager of Communications. His responsibilities include both baseball and business communications, playing a significant role in the club's player relations, baseball information and brand/reputation management processes at both the day-to-day and advanced planning levels. Additionally, he travels with the team during spring training, the regular season and for post season games.

Ben serves as one of the Tigers lead researchers and authors for baseball information (game notes, media guide, and historic milestones and club records), with the goal of identifying storylines on the field, in the clubhouse and in the front office to earn impactful coverage of the club on owned and earned media channels. Fidelman also plays a key role in the club's player relations, engaging with the organization's players at all levels to help grow their brands through public and private communications platforms. Since joining the club in 2017, he has been the main point of contact for the club's player development system, which has ascended in organizational farm system rankings from near last in the league to No. 2 entering the 2021 season (per MLB Pipeline).

He's also an integral part of the club's strategic and business communications, working in tandem with the Vice President of Communications across all verticals of the front office to conceptualize and execute public relations campaigns to protect and grow the brand of the Detroit Tigers.

Prior to joining the Tigers, he was an intern with Major League Baseball at the Office of the Commissioner and Major League Baseball Advanced Media. Fidelman, 26, graduated from the University of Michigan in 2017 with a B.A. in Sport Management, and is a native of St. Joseph, MI.



## CARLOS GUILLÉN ALTUVE

Carlos Guillén Altuve enters his third season as the club's Bilingual Media Relations Coordinator, after being named to the position in February 2019. He assists with the day-to-day efforts of the department, including production of game notes, statistical research and player relations. He also serves as the team's Interpreter, helping Latin players to address local, national and international media. He also serves as the liaison between Spanish-speaking uniformed personnel and the front office.

Carlos joined the Tigers after spending one season as Assistant in the Media Relations Department with the New York Mets. Previously he worked as a host on ESPN Deportes Miami and as correspondent for international news outlets such as CNN, RCN, and NTN24. Carlos spent ten seasons as Media Relations Coordinator with Leones del Caracas. He graduated from University Santa María in the summer of 2004, with a B.S. in Journalism. Born and raised in Caracas, Venezuela, he currently resides in Detroit. He and his wife, María Carolina, have a daughter, Alejandra.



## STAN FRACKER

Stan Fracker will begin his eighth full season with the Tigers as Director, Broadcasting and In-Game Entertainment after joining the organization during the 2013 postseason. He serves as the direct contact and liaison for the Tigers broadcast partners and national rights holders throughout the year, overseeing all aspects of Detroit Tigers radio and TV game broadcasts, including national and international broadcasts from Comerica Park. He is also responsible for in-game entertainment, including all video production for Comerica Park's industry-leading scoreboard, as well as ancillary LED and ribbon boards. Stan serves as the executive producer for team video content on YouTube and Tigers TV, a channel of programming available on tigers.com offering highlight videos, interviews and inside-access features, while also overseeing internal video production, including marketing and presentation videos.

In 2019, the Tigers video production team received the franchise's first ever Emmy Award for the production of "Call to the Hall", a documentary-style show profiling the Hall of Fame careers of Alan Trammell and Jack Morris. In recent years, Tigers in-game entertainment has received 4 IDEA Golden Matrix Award nominations, winning a GMA in 2018 for Best Open Video.

Prior to joining the Tigers, Stan was the Executive Producer for the Detroit Pistons, overseeing video production for broadcast, internet and advertising. In 16 seasons, he won 20 Emmy Awards for live sports producing, sports editing, commercial production and long-format show production. Additionally, he earned national recognition with two IDEA Golden Matrix Awards for video board production. He launched his professional career as the weekend news anchor at WBKB-TV in Alpena, MI. The Western Michigan University alum graduated in 1996 with a B.S. in broadcast/cable production.

He and his wife, Julie, reside in Oxford, MI, with their two boys, Ben and Charlie.



# TIGERS ON RADIO AND TELEVISION

## TIGERS RADIO

| Years      | Broadcasters                               | Local Station(s)      |
|------------|--------------------------------------------|-----------------------|
| 1927-1942* | Ty Tyson                                   | WWJ-AM                |
| 1934-42*   | Harry Heilmann                             | WXYZ-AM               |
| 1943-48    | Harry Heilmann                             | WXYZ-AM               |
| 1949       | Harry Heilmann and Van Patrick             | WXYZ-AM               |
| 1950       | Harry Heilmann                             | WXYZ-AM/WJBK-AM       |
| 1951       | Ty Tyson and Paul Williams                 | WXYZ-AM/WJBK-AM       |
| 1952       | Van Patrick                                | WKMH-AM/WJBK-AM       |
| 1953#      | Van Patrick and Dizzy Trout                | WKMH-AM/WJBK-AM       |
| 1954-55#   | Van Patrick and Dizzy Trout                | WKMH-AM               |
| 1956-58#   | Van Patrick and Mel Ott                    | WKMH-AM               |
| 1959#      | Van Patrick and George Kell                | WKMH-AM               |
| 1960-63    | George Kell and Ernie Harwell+             | WKMH-AM/WJR-AM/WWJ-AM |
| 1964       | Ernie Harwell and Bob Scheffing+           | WJR-AM                |
| 1965-66    | Ernie Harwell and Gene Osborne             | WJR-AM                |
| 1967-72    | Ernie Harwell and Ray Lane                 | WJR-AM                |
| 1973-91    | Ernie Harwell and Paul Carey               | WJR-AM                |
| 1992       | Rick Rizzos and Bob Rathbun                | WJR-AM                |
| 1993       | Ernie Harwell, Rick Rizzos and Bob Rathbun | WJR-AM                |
| 1994       | Rick Rizzos and Bob Rathbun                | WJR-AM                |
| 1995-98    | Frank Beckmann and Lary Sorensen           | WJR-AM                |
| 1998       | Frank Beckmann and Jim Price               | WJR-AM                |
| 1999       | Ernie Harwell and Jim Price                | WJR-AM                |
| 2000       | Ernie Harwell, Jim Price and Dan Dickerson | WJR-AM                |
| 2001-02    | Ernie Harwell, Jim Price and Dan Dickerson | WXYT-AM               |
| 2003-2006  | Jim Price and Dan Dickerson                | WXYT-AM               |
| 2007-      | Jim Price and Dan Dickerson                | WXYT-AM/FM^           |

## TIGERS OVER-THE-AIR TELEVISION

| Years     | Broadcasters                                              | Local Station(s)      |
|-----------|-----------------------------------------------------------|-----------------------|
| 1947-52   | Ty Tyson, Harry Heilmann and Paul Williams                | WWDT-TV (renamed WWJ) |
| 1953-55   | Van Patrick and Dizzy Trout#                              | WJBK-TV               |
| 1956-58   | Van Patrick and Mel Ott#                                  | WJBK-TV               |
| 1959      | Van Patrick and George Kell#                              | WJBK-TV               |
| 1960-63   | George Kell and Ernie Harwell+                            | WJBK-TV               |
| 1964      | Ernie Harwell and Bob Scheffing+                          | WJBK-TV               |
| 1965-66   | George Kell and Ray Lane                                  | WJBK-TV               |
| 1967-74   | George Kell and Larry Osterman                            | WJBK-TV               |
| 1975      | George Kell, Larry Osterman and Don Kremer                | WWJ-TV                |
| 1976      | George Kell, Larry Osterman, Don Kremer and Al Kaline     | WWJ-TV                |
| 1977      | George Kell, Larry Osterman, Al Kaline and Joe Pellegrino | WWJ-TV                |
| 1978      | George Kell, Al Kaline, Joe Pellegrino and Mike Barry     | WWJ-TV                |
| 1979      | George Kell, Al Kaline and Mike Barry                     | WDIV-TV               |
| 1980-94   | George Kell and Al Kaline                                 | WDIV-TV               |
| 1995-96   | George Kell, Al Kaline and Jim Price                      | WKBD-TV               |
| 1997      | Ernie Harwell, Al Kaline and Jim Price                    | WKBD-TV               |
| 1998      | Ernie Harwell and Al Kaline                               | WKBD-TV               |
| 1999-2001 | Frank Beckmann and Al Kaline                              | WKBD-TV               |
| 2002      | Frank Beckmann and Lance Parrish                          | WKBD-TV               |
| 2003      | Frank Beckmann and Jack Morris                            | WKBD-TV               |
| 2004      | Frank Beckmann and Dan Petry                              | WKBD-TV               |
| 2006      | Mario Impemba and Rod Allen                               | WMYD-TV               |
| 2007      | Mario Impemba and Rod Allen                               | WJBK-TV               |

## TIGERS CABLE TELEVISION

| Years     | Broadcasters                                          | Cable Station      |
|-----------|-------------------------------------------------------|--------------------|
| 1981-83   | Larry Adderly, Hank Aguirre and Norm Cash             | ON-TV              |
| 1984      | Larry Osterman and Bill Freehan                       | PASS               |
| 1985      | Larry Osterman, Bill Freehan and Jim Northrup         | PASS               |
| 1986-92   | Larry Osterman and Jim Northrup                       | PASS               |
| 1993      | Jim Northrup and Jim Price                            | PASS               |
| 1994      | Ernie Harwell, Jim Northrup and Jim Price             | PASS               |
| 1995-97   | Ernie Harwell, Fred McLeod and Jim Price              | PASS               |
| 1998-2001 | Josh Lewin and Kirk Gibson                            | FOX Sports Detroit |
| 2002      | Mario Impemba and Kirk Gibson                         | FOX Sports Detroit |
| 2003-14   | Mario Impemba and Rod Allen                           | FOX Sports Detroit |
| 2015      | Mario Impemba, Rod Allen, Kirk Gibson and Jack Morris | FOX Sports Detroit |
| 2016-2018 | Mario Impemba, Rod Allen and Kirk Gibson              | FOX Sports Detroit |
| 2019-     | Matt Shepard, Kirk Gibson and Jack Morris             | FOX Sports Detroit |

\*Home games only; no Sunday games (1930-32), no Saturday or Sunday games (1933)

#Simulcast on radio and television

+Split time between radio and television

%All games on WKMH; day games on WWJ, night games on WJR

^Simulcast on both WXYT-AM and WXYT-FM





## DAN DICKERSON

Veteran Michigan sports announcer Dan Dickerson returns for his 22nd season in the booth and his 19th season as the lead play-by-play voice of the Tigers. Dan made his Tigers debut in 2000, working alongside Hall of Fame broadcaster, Ernie Harwell.

- Dickerson does play-by-play for FOX Sports Detroit in the offseason, covering the MHSAA High School Football Championships and Big Ten Hockey.
- Dan also teaches a short course on play-by-play at Michigan State University each winter. Dan's wife, Lori Anne, is a Journalism Professor at MSU.
- Dan is co-host, along with Pat Caputo, of "Tiger Talk," a weekly offseason talk show on WXYT that focuses on Tigers news and baseball hot stove topics.
- Dickerson previously worked five years with former Tigers flagship radio station WJR, where he did a little bit of everything: play-by-play for University of Michigan football and basketball, sideline reporter for UM football, sports reporter, and co-host of "Sportswrap," with the talented Steve Courtney.

- Spent six-and-a-half years with Detroit's WWJ-AM from 1988-95, hosting a post-game call-in show following Detroit Lions broadcasts and serving as a sideline reporter for University of Michigan football...also anchored WWJ's news and sports on the weekends and served as a general assignment news reporter.
- Dan began his sports broadcasting career at WCUZ Radio in Grand Rapids, MI, working at the station from 1982-88 in both news and sports.
- Started in radio in 1980 with WMAX radio in Grand Rapids, covering general assignment news and anchoring afternoon newscasts.
- Named the 2016 Ernie Harwell Lifetime Achievement Award winner by Detroit Sports Media.
- Won the 2008 Ty Tyson Excellence in Sports Broadcasting Award, named after the Tigers pioneer broadcaster, Ty Tyson, and is awarded annually by Detroit Sports Media.
- Named Michigan Sportscaster of the Year in 2005, 2006 and 2014 by the National Sportscasters and Sportswriters Association.
- Earned his Bachelor of Arts degree from Ohio Wesleyan University in 1980.
- Resides in Clarkston, MI with wife, Lori Anne, and children, Rachel and Justin.
- Dickerson is available on Twitter @Dan\_Dickerson.



## JIM PRICE

A member of the Tigers 1968 World Series Championship Team, Jim Price begins his 29th season overall on Tigers broadcasts and his 23rd full season on the Tigers Radio Network.

- Originally joined Frank Beckmann on the Tigers radio broadcasts in June, 1998...had spent the first part of that season as a feature reporter on FOX Sports Net's pre-game and "Tigers Weekly" programs.
- Began his Tigers broadcasting career on PASS cable telecasts in 1993, serving as play-by-play announcer...broadcast Tigers games on cable for five seasons.
- Was also the third man in the booth during the Tigers over-the-air broadcasts on WKBD-TV from 1995-97...filled in for a handful of games as play-by-play announcer in 1997.
- Other broadcast credits include work as play-by-play man on Chicago White Sox cable telecasts, color commentary for ESPN college baseball and anchoring weekend sports on Detroit's WJTB-TV.
- Assisted in the Tigers front office efforts, focusing on baseball participation camps...joined the organization in 1992 as the Director of Community Relations.

- Played five Major League seasons, all with the Tigers...played 64 games, 42 of them at catcher, for the 1968 team that defeated St. Louis in the Fall Classic.
- Had his contract purchased by the Tigers in April of 1967 after seven Minor League seasons with the Pirates.
- Named Minor League Player of the Year in 1963 while with the Pittsburgh Pirates organization.
- A native of Harrisburg, PA, he was a three-sport star at Hershey (PA) High School...refused a number of college football scholarship offers to sign with the Pittsburgh Pirates in 1960.
- Inducted into the Kinston (NC) Baseball Hall of Fame in 1995, the Hershey High School Hall of Fame in 2006 and the Central Pennsylvania Hall of Fame in 2008.
- He and his wife, Lisa, founded a not-for-profit foundation called JACK'S PLACE For Autism in October of 2002 to benefit children with autism...the foundation, named after their son who was diagnosed with autism, works to provide services for individuals and families affected by the neurological disorder.
- Because of the tremendous community and corporate support, the foundation's five-year plan was reached in a little over a year...JACK'S PLACE For Autism partnered with Oakland University in Rochester, MI from 2004-08... JACK'S PLACE began to deliver programming and services to individuals and families living with Autism Spectrum Disorder, including soccer, basketball, swimming, baseball, arts and theater...programs also included family counseling, sibling groups, social skills groups, seminars and training sessions for parents, caregivers, physicians, teachers and counselors...To date over 11,000 children and adults throughout the State of Michigan have participated in JACK'S PLACE programs now delivered from Southfield, MI, and with many partners including The YMCA, Indian Trails Camp, Easter Seals and Center for Exceptional Families, ARC of Macomb to name just a few. JACK'S PLACE continues to develop a facility that will house "Quality of Life" programming and a long-term living environment, the first of its kind in the country...the Detroit Tigers in partnership with JACK'S PLACE host one of the longest running Autism Awareness Days in MLB. The Prices have also been honored to be the recipients of the Alvin Foon Humanitarian Award presented by the Michigan Jewish Sports Foundation and Spirit of St. Nicholas Award presented by the St. Nicholas Institute.



## MATT SHEPARD

A Michigan native who has served as a play-by-play announcer, host and reporter, covering professional and college teams for Bally Sports Detroit.

- Shepard is starting his third season as the Tigers play-by-play announcer. He served as the play-by-play announcer in 25 Tigers games in the 2018 season.
- He has called games for the Detroit Pistons, Detroit Red Wings, NFL Europe Arena Football League, CCHA Hockey, "Cold War" and "Big Chill" Outdoor games, MHSAA Football and Basketball Championships on Bally Sports Detroit.
- Hosted Detroit Lions Game Plan along with Detroit Tigers, Red Wings and Pistons pre and postgame shows on Bally Sports Detroit.
- Reporter during game coverage of the Detroit Tigers, Red Wings and Pistons on Bally Sports Detroit. Also provided reports for Wingspan, Tigers Weekly and Football Week in Michigan coverage.
- Shepard has called preseason play-by-play for Detroit Lions games on FOX, CBS TV and ABC since 2008.

- A multi-E Emmy nominee for various individual topics and programs.
- Called the action for Big Ten baseball, football and hockey across the Big Ten for the Big Ten Network (2007-2017) and CBS College Sports Network (2009-2011).
- Recognized as the play-by-play voice for the University of Michigan basketball from 2003 - 2019 and Eastern Michigan University football games since 2000.
- In 2017, he served as a Morning Drive radio show host on Michigan Media Network, reaching eight different markets and 17 cities.
- From 2001-2017, Shepard hosted a Morning Drive Show on WDFN Radio.
- Handled play-by-play duties for Palace Sports & Entertainment for the WNBA Detroit Shock and IHL Detroit Vipers (1999-2002).
- Play-by-Play announcer and reporter for WWJ Radio for Detroit Pistons and University of Michigan basketball
- Named NSBA Michigan Sportscaster of the Year in back-to-back years (2015, 2016).
- Honored with the prestigious Ty Tyson Award for Excellence in Sports Broadcasting presented by Detroit Sports Media in 2018.
- Earned a bachelor's degree in Broadcasting with a minor in Journalism from Central Michigan University.
- Born in Farmington Hills, he graduated from North Farmington High School in 1983 where he played football and baseball.
- Shepard and his wife, Lisa, have four children – Chad, Sean, Scott and Rachel.
- Shepard is available on Twitter @ShepMatt.



## KIRK GIBSON

Former Tigers right fielder Kirk Gibson returns to television for his 11th season to serve as an analyst for Bally Sports Detroit's coverage of the Tigers. Previously, he served as a color analyst on FSN Detroit from 1998-2002.

- Was originally drafted in the first round (12th overall) of the 1978 draft by the Tigers...also selected in the seventh round of the NFL draft by the St. Louis Cardinals.
- Played 17 seasons in the Major Leagues with the Tigers (1979-87, 1993-95), Los Angeles Dodgers (1988-90), Kansas City Royals (1991) and Pittsburgh Pirates (1992)...batted .268 (1553x5798) with 260 doubles, 255 home runs and 870 RBI in 1,635 games during his Major League career.
- Was a member of the Tigers 1984 World Championship team and was named the ALCS MVP, hitting .417 with one home run and two RBI...also was a member of the Los Angeles Dodgers 1988 World Championship Team.

- Began his coaching career as a bench coach for the Tigers from 2003-2005 under manager Alan Trammell.
- Served as the Diamondbacks bench coach from 2007 until assuming the interim manager title on July 1, 2010.
- Gibson managed the Arizona Diamondbacks for five seasons (2010-14)...he was named the BBWAA National League Manager of the Year in 2011 after leading Arizona to a National League Western Division title.
- Inducted into the College Football Hall of Fame on December 5, 2017.
- Kirk and his wife, JoAnn, have four children, Colleen, Kirk, Kevin, and Cameron ...Cameron was drafted by the Tigers in the fifth round of the 2015 MLB First-Year Player Draft and signed.
- Over five seasons in the Tigers Minor Leagues, Cameron has hit .241 with 42 home runs and 217 RBI in 495 games...he played the 2019 season with Erie SeaWolves.
- Kirk started the Kirk Gibson Foundation in 1996 by awarding partial scholarships to men and women at Clarkston and Waterford Kettering High Schools in honor and memory of his parents. He has now repositioned the Kirk Gibson Foundation to promote cooperation, collaboration and teamwork in finding a cure for Parkinson's disease. More information can be found at [www.kirkgibsonfoundation.org](http://www.kirkgibsonfoundation.org) or on Twitter @23KGibby.



## JACK MORRIS

Former Tigers starting pitcher Jack Morris returns for his fourth year as an analyst for Bally Sports Detroit.

- Served as a broadcaster with the Minnesota Twins from 2014-20 and was the Twins radio analyst from 2005-11.
- Previously served as an analyst for MLB.com and MLB Network.
- Spent one year with the Toronto Blue Jays as a color analyst for their radio broadcasts in 2013.
- Played 18 seasons in the major leagues with four separate teams including the Tigers (1977-90), Minnesota Twins (1991), Toronto Blue Jays (1992-93) and the Cleveland Indians (1994).
- Was a member of the Tigers 1984 World Championship team and went on to win three more World Series Championships.
- Finished his career with a 254-186 record, 3.90 ERA with 1390 walks and 2478 strikeouts over 549 career games (527 starts).
- The five-time All Star (1981, 1984, 1985, 1987 and 1991) won 10-or-more games 14 times during his career and threw 10-or-more complete games in a season 11 times over his 18 years in the majors.
- Was named the MVP of the 1991 World Series after going 2-0 with a 1.17 ERA over three starts against the Atlanta Braves, including a 10-inning complete game victory to win Game Seven for the Twins.
- Originally drafted by the Tigers in the fifth round of the 1976 draft.
- Inducted into the Baseball Hall of Fame in 2018.
- Jack and his wife, Jennifer, have a son, Miles, and reside in Grant, MN. Morris also has two grown children, Austin and Erik.



## JOHN KEATING

Entering his 24th season as the entertaining and informative scene-setter for Bally Sports Detroit's coverage of Tigers baseball is the award-winning John Keating, host of the Tigers Live pre and postgame shows.

- Keating provided on-location reports and interviews throughout the network's post-game coverage during the Tigers playoff runs in 2006, 2011, 2012, 2013 and 2014, including being on the scene for the 2014 division-clinching game in Detroit.
- Also hosts Red Wings Live, as well as Red Wings and Tigers specials...an original member of the Bally Sports Detroit team, Keating was the first person to appear on the network when it launched on September 17, 1997 for a Red Wings broadcast.
- Has earned nine Michigan Emmy awards with Bally Sports Detroit, including five for work on Tigers programming - 2016 as Best Sports Anchor; 2011 as host of the Behind the Scenes telecast, 2003 as host/producer of Tigers Weekly, 2001 for his work on Tigers Weekly, 2000 for the Bally Sports Detroit special, Tiger Stadium: We'll Remember, 2017 as a writer of the Final Game at Joe Louis Arena and 2018 as on-air host for Bally Sports Detroit's Tigers and Red Wings coverage .
- Has filled in on occasion as play-by-play announcer on Tigers telecasts...also has done play-by-play for coverage of MHSAA football and basketball championship games.
- Emerged on the Detroit television scene in 1996-97 as host of Game Night on PASS, the region's former all-sports network.
- Arrived in the Motor City from Denver, where he spent 11 years (1985-96), concluding as studio host of the Denver Nuggets and Colorado Avalanche radio networks.
- First employed in the Mile High City as a weekend sports anchor/reporter with KMGH-TV...ended his stint at KMGH as Sports Director from 1990-94.
- Honored with three local Emmy Awards for his work at KMGH -- twice as Host, Best Sports Special (1991 and 1992) and once for Best Sports Reporting (1988)...also received UPI's National Award for Best Sports Reporting (1988) and was voted "Best Sports Anchor" in Denver for 1993 by Westword Magazine.
- First full-time position in the industry was at WZZR-FM in Grand Rapids as news director...later worked at WZZM-TV as weekend anchor.
- Earned a bachelor's degree in Arts & Media from Grand Valley State University.
- A native of Madison Heights, Keating resides in Canton with wife, Linda...they have three children -- Patrick, Lauren and Katie.
- Keating is available on Twitter @JohnKeatingFSD.




## CRAIG MONROE

Former Tigers outfielder Craig Monroe returns for his 10th season as a studio analyst for the Detroit Tigers on Bally Sports Detroit. He also occasionally serves as an analyst on game broadcasts.

- Monroe played nine seasons in the majors with the Texas Rangers (2001), Detroit Tigers (2002-07), Chicago Cubs (2007), Minnesota Twins (2008) and Pittsburgh Pirates (2009). He was originally drafted in the eighth round of the 1995 MLB First-Year Player Draft by the Rangers.
- The Texarkana, TX, native joined the Detroit Tigers organization on February 1, 2002, when he was selected off waivers from the Rangers. He played his first full season in 2003, hitting 23 home runs.
- On July 19, 2006, Monroe hit a grand slam home run off Javier Vazquez of the Chicago White Sox that was decisive in the Tigers' 5-2 win. A career .252 hitter, he recorded career highs with 28 homers and 92 RBI with Detroit in 2006. He also hit five home runs in the 2006 postseason, which culminated in a World Series appearance. Monroe tied the Tigers' career postseason record of five set by Hall of Famer Hank Greenberg.

- Craig and his wife, Kasey, have three children, Morgan, Cannon and Collin.
- Monroe is available on Twitter @CMo\_27.



## DAN PETRY

Former Tigers pitcher Dan Petry returns for his third season as a studio analyst for Tigers coverage on Bally Sports Detroit.

- Petry helped the Tigers win the 1984 World Series, the 1987 American Eastern Division and the Braves win the 1991 National League Pennant.
- An American League All-Star in 1985, he played for the Detroit Tigers (1979-87 and 1990-91), California Angels (1988-89), Atlanta Braves (1991) and Boston Red Sox (1991).
- He was the last Tigers pitcher to win games for the Tigers in three decades (70's, 80's and 90's).
- In 13 years, he had a 125-104 record (.546), 370 appearances, 300 games started, 52 complete games, 11 shutouts, one save, 2,080 1/3 innings pitched, 1,984 hits allowed, 1,025 runs allowed, 912 earned runs allowed, 218 home runs allowed, 852 walks allowed, 1,063 strikeouts, 47 hit batsmen, 77 wild pitches, seven balks and a 3.95 ERA.
- He finished fifth in Cy Young voting in 1984.

- He also worked as a Tigers TV analyst when the games were split between networks and served as a substitute color analyst for the Detroit Tigers Radio Network in 2012 and 2019.
- Petry worked the pre and postgame shows with Dan Miller of FOX 2 every Opening Day from 2007-2018 with the exception of 2014 and has worked pre and postgame when the Tigers have been in the playoffs since 2006.
- Dan has served as an assistant baseball coach at Orchard Lake St. Mary's since 2011. His son Matt is the head coach and they are entering their 10th season at the school. They won the Division II State Championship in 2015 and 2019.
- Orchard Lake St. Mary's High School named a field after him "Dan Petry Field" in a ceremony on Oct. 21, 2018.
- Previously, he spent time coaching baseball at Farmington Hills Harrison and Brother Rice High Schools.
- Dan and his wife, Chris, have two sons, Matt and Jeff, who is currently a defenseman for the NHL's Montreal Canadiens, and three grandsons: Boyd, Barrett and Bowen.

---

# IN MEMORIAM

---



**JAMIE SAMUELSEN**

1971-2020

*97.1 The Ticket host and beloved  
Detroit sports personality*



**DAN MAROWSKI**

1955-2020

*Detroit Tigers' longtime  
official scorer*

# PLAYER DEVELOPMENT & SCOUTING





2021 FULL SEASON AFFILIATES



**TOLEDO MUD HENS**

*Triple A East*

406 Washington Street  
Toledo, OH 43604  
(419) 725-4367  
(419) 725-4368 (FAX)

Manager ..... Tom Prince  
Pitching Coach ..... Doug Bochtler  
Hitting Coach ..... Mike Hessman  
Developmental Coach ..... C.J. Wamsley  
Athletic Trainer ..... Jason Schwartzman  
Strength and Conditioning Coach ..... Dan Morrison  
Baseball Information Assistant ..... Correy Ericksen



**ERIE SEAWOLVES**

*Double A Northeast*

831 French St.  
Erie, PA 16501  
(814) 456-1300  
(814) 456-7520 (FAX)

Manager ..... Arnie Beyeler  
Pitching Coach ..... Mark Johnson  
Hitting Coach ..... Adam Melhuse  
Developmental Coach ..... Tony Smith  
Athletic Trainer ..... Chris Vick  
Strength and Conditioning Coach ..... Phil Hartt  
Baseball Information Assistant ..... Zach Monash



**WEST MICHIGAN WHITECAPS (A)**

*High A Central*

4500 West River Drive  
Comstock Park, MI 49321  
(616) 784-4131  
(616) 784-4911 (FAX)

Manager ..... Brayán Peña  
Pitching Coach ..... Willie Blair  
Hitting Coach ..... Bill Springman  
Developmental Coach ..... Kevin Guthrie  
Athletic Trainer ..... Cody Derby  
Strength and Conditioning Coach ..... Ryan Maedel  
Baseball Information Assistant ..... Miles Semetis



**LAKELAND FLYING TIGERS (A)**

*Low A East*

2301 Lakeland Hills Blvd.  
Lakeland, FL 33805  
(863) 686-8075  
(863) 688-9589 (FAX)

Manager ..... Andrew Graham  
Pitching Coach ..... Carlos Bohorquez  
Hitting Coach ..... John Murrian  
Developmental Coach ..... Ollie Kadey  
Athletic Trainer ..... Sean McFarland  
Strength and Conditioning Coach ..... Dax Fiore  
Baseball Information Assistant ..... Quinn Smith



2021 COMPLEX AND ROOKIE AFFILIATES



**COMPLEX LEAGUE TIGERS - WEST**

*Complex League - Rookie*  
2301 Lakeland Hills Blvd.  
Lakeland, FL 33805  
(863) 686-8075  
(863) 688-9589 (FAX)

Manager .....Ryan Minor  
Pitching Coach.....Mike Alvarez  
Hitting Coach ..... Tim Garland  
Athletic Trainer.....Erick Flores  
Strength and Conditioning Coach .....Andres Tarazona



**COMPLEX LEAGUE TIGERS - EAST (Rookie)**

*Complex League - Rookie*

Manager ..... Gary Cathcart  
Pitching Coach.....Santiago Garrido  
Hitting Coach ..... Rafael Gil  
Athletic Trainer..... Juan Peña  
Strength and Conditioning Coach ..... Andres Rodriguez



**DOMINICAN SUMMER LEAGUE TIGERS1**

*Dominican Summer League - Rookie*

Manager ..... Ramon Zapata  
Pitching Coach..... Willians Moreno  
Hitting Coach ..... Jose Ovalles  
Outfield Instructor..... Sandy Acevedo  
Infield & Baserunning Coach ..... Ivan Contreras  
Athletic Trainer..... Gabe Garcia  
Strength and Conditioning Coach ..... Franklin Galvez



**DOMINICAN SUMMER LEAGUE TIGERS2**

*Dominican Summer League - Rookie*

Manager ..... Marcos Yepaz  
Pitching Coach..... Luis Marte  
Hitting Coach ..... Luis Mateo  
Infield & Baserunning Coach ..... Carmelo Jaime  
Athletic Trainer..... Allan Chase  
Strength and Conditioning Coach ..... Luis Rodriguez  
Strength and Conditioning Coach .....Rafael Suero





**MINOR LEAGUE PLAYER OF THE YEAR**

| Year | Player            | Team                | Year | Player               | Team                   |
|------|-------------------|---------------------|------|----------------------|------------------------|
| 1996 | Bubba Trammell    | Jacksonville/Toledo | 2008 | Ryan Stribby         | Lakeland               |
| 1997 | Juan Encarnacion  | Jacksonville        | 2009 | Scott Sizemore       | Erie/Toledo            |
| 1998 | Gabe Kapler       | Jacksonville        | 2010 | Andy Dirks           | Erie/Toledo            |
| 1999 | Javier Cardona    | Jacksonville        | 2011 | Nicholas Castellanos | West Michigan          |
| 2000 | Billy McMillon    | Toledo              | 2012 | Avisaíl García       | Lakeland/Erie          |
| 2001 | Eric Munson       | Erie                | 2013 | Devon Travis         | West Michigan/Lakeland |
|      | Michael Rivera    | Erie                | 2014 | Steven Moya          | Erie                   |
| 2002 | Juan Tejada       | West Michigan       | 2015 | Mike Gerber          | West Michigan          |
| 2003 | Cody Ross         | Toledo              | 2016 | Christin Stewart     | Lakeland/Erie          |
| 2004 | Curtis Granderson | Erie                | 2017 | Christin Stewart     | Erie                   |
| 2005 | Brent Clevlen     | Lakeland            | 2018 | Christin Stewart     | Toledo                 |
| 2006 | Cameron Maybin    | West Michigan       | 2019 | Willi Castro         | Toledo/Detroit         |
| 2007 | Jeff Larish       | Erie                |      | Isaac Paredes        | Erie                   |

**MINOR LEAGUE PITCHER OF THE YEAR**

| Year | Pitcher             | Team          | Year | Pitcher         | Team                   |
|------|---------------------|---------------|------|-----------------|------------------------|
| 1996 | Brian Moehler       | Jacksonville  | 2007 | Duane Below     | West Michigan          |
| 1997 | Francisco Cordero   | West Michigan | 2008 | Jon Kibler      | West Michigan          |
| 1998 | Alan Webb           | West Michigan | 2009 | Casey Crosby    | West Michigan          |
| 1999 | Francisco Cordero   | Jacksonville  | 2010 | Adam Wilk       | Lakeland/Erie          |
| 2000 | Calvin Chipperfield | West Michigan | 2011 | Drew Smyly      | Lakeland/Erie          |
|      | Andy Van Hekken     | West Michigan | 2012 | Bruce Rondón    | Lakeland/Erie/Toledo   |
| 2001 | Nate Cornejo        | Erie/Toledo   | 2013 | José Alvarez    | Toledo                 |
| 2002 | John Birtwell       | West Michigan | 2014 | Austin Kubitzka | West Michigan          |
|      | Preston Larrison    | Lakeland      | 2015 | Joe Jiménez     | West Michigan          |
| 2003 | Jon Connolly        | West Michigan | 2016 | Joe Jiménez     | Lakeland/Erie/Toledo   |
| 2004 | Wilfredo Ledezma    | Erie          | 2017 | Gregory Soto    | West Michigan/Lakeland |
| 2005 | Jordan Tata         | Lakeland      | 2018 | Matt Hall       | Erie/Toledo            |
| 2006 | Burke Badenhop      | West Michigan | 2019 | Matt Manning    | Erie                   |

**TIGERS MINOR LEAGUE GOLD GLOVE WINNERS**

| Pitcher                    | First Base                      | Third Base                   |                              |
|----------------------------|---------------------------------|------------------------------|------------------------------|
| Beau Burrows, 2017         | Nick Ames, 2019                 | Wade Gaynor, 2010-13         | Brennan Boesch, 2009         |
| Drew Carlton, 2018         | Derek Baker, 2001               | Jack Hannahan, 2001-02, 2004 | Jesus Cedenó, 1997           |
| Tommy Collier, 2012        | Rafael Fick, 1997               | Mike Hessman, 2006-08, 2014  | Brent Clevlen, 2005          |
| Nate Cornejo, 2000-01      | Dominic Ficoiello, 2015-16      | Kody Kirkland, 2003, 2005    | Tyler Collins, 2012          |
| Casey Crosby, 2011         | Alejandro Freire, 1998, 2000    | Casey McGehee, 2016          | Brock Deatherage, 2018       |
| David Darwin, 1999         | Kelly Hunt, 2004-05             | Isaac Paredes, 2019          | Andy Dirks, 2010             |
| Freddy Dolsi, 2007         | Jeff Larish, 2006-08            | Daniel Pineró, 2018          | Juan Encarnacion, 1997       |
| Jeff Ferrell, 2014         | Jordan Lennerton, 2009, 2013-14 | Bryan Pounds, 2009           | Daniel Fields, 2010, 2012    |
| P.J. Finigan, 2006         | Dave McCarty, 1999              | Brian Rios, 1999             | Jeff Frazier, 2005           |
| Luke French, 2008          | Rafael Mendez, 2003             | Zac Shepherd, 2015, 2017     | Avisaíl García, 2012         |
| Craig Johnson, 1998        | Eric Munson, 2002               | Brant Ust, 2000              | Mike Gerber, 2016-17         |
| John Jordan, 2013          | James Robbins, 2012             | Carlos Villalobos, 1997-98   | Curtis Granderson, 2004      |
| Dave Melendez, 1997        | Blaise Salter, 2017             |                              | Ben Guez, 2009, 2011, 2013   |
| Luke Putkonen, 2010        |                                 | <b>Shortstop</b>             | Connor Harrell, 2014         |
| Dallas Trahern, 2005       | <b>Second Base</b>              | Sergio Alcántara, 2019       | Gorkys Hernandez, 2007       |
| Josh Turley, 2016          | Javier Betancourt, 2014-15      | Brent Dlugach, 2005          | Derek Hill, 2016, 2019       |
| Warwick Saupold, 2015      | Francisco Castro, 2003          | Tony Giarratano, 2004        | Jamie Johnson, 2010-11, 2013 |
| Virgil Vasquez, 2004       | Kody Clemens, 2018-19           | Juan Gonzalez, 2003          | Matt Joyce, 2006-07          |
| Brayan Villarreal, 2009    | Argenis Diaz, 2016              | Michael Hollimon, 2006       | Gabe Kapler, 1998            |
| Joel Zumaya, 2003          | Juan Francia, 2005              | Omar Infante, 2000-02        | Ross Kivett, 2015            |
|                            | Justin Henry, 2010              | Cale Iorg, 2008, 2010        | Jason Krizan, 2013-15        |
| <b>Catcher</b>             | Michael Hollimon, 2007          | Dixon Machado, 2014-16       | Rod Lindsey, 1998-99         |
| Alex Avila, 2009           | Carlos Jimenez, 2000            | Derek Mitchell, 1997-98      | Nook Logan, 2002-03          |
| Rob Brantly, 2011          | Jose Macias, 1997-98            | Gustavo Nunez, 2009, 2011    | Cameron Maybin, 2006         |
| Javier Cardona, 1997       | Gilberto Mejia, 2004            | Cole Peterson, 2018          | Parker Meadows, 2019         |
| Grayson Greiner, 2015-17   | Ronnie Merrill, 2001            | Daniel Pineró, 2017          | Steven Moya, 2014            |
| Brandon Inge, 1999-2000    | Hernán Pérez, 2012-13           | Carl Powell, 2013            | Kyle Peter, 2008             |
| James McCann, 2012-14      | Anthony Pereira, 2017           | Ramon Santiago, 1999, 2007   | Wilkin Ramirez, 2008         |
| Mike Rabelo, 2003, 2006    | Will Rhymes, 2006, 2008, 2011   | Eugenio Suarez, 2012         | Corey Richardson, 2000-02    |
| Michael Rivera, 1998, 2001 | Pedro Santana, 1999             |                              | Jacob Robson, 2017-18        |
| Julio Rodriguez, 2010      | Scott Sizemore, 2009            | <b>Outfield</b>              | Cody Ross, 2000-02           |
| Jake Rogers, 2018-19       | Scott Tóusa, 2002               | Kurt Airoso, 1999            | Deik Scram, 2009             |
| Dusty Ryan, 2008           |                                 | José Azocar, 2015-16, 2019   | Clete Thomas, 2006-07, 2011  |
| Danilo Sanchez, 2005       |                                 | Glen Barker, 1997-98         | Andres Torres, 1999-2001     |
| Dane Sardinha, 2007        |                                 | Wynton Bernard, 2014         | Casper Wells, 2008           |
| Max St. Pierre, 2002, 2004 |                                 | Vince Blue, 2003-05          | Danny Woodrow, 2017-18       |



# PLAYER DEVELOPMENT AWARDS

## JIM CAMPBELL AWARD (MOST IMPROVED)

| Year | Player         | Year | Player          | Year | Player             |
|------|----------------|------|-----------------|------|--------------------|
| 1996 | Eric Dinyar    | 2004 | Kelly Hunt      | 2012 | Eugenio Suarez     |
| 1997 | Jayson Bass    | 2005 | Brent Clevlen   | 2013 | Guido Knudson      |
| 1998 | Matt Miller    | 2006 | Chris Maples    | 2014 | Dixon Machado      |
| 1999 | Max St. Pierre | 2007 | Deik Scram      | 2015 | Montreal Robertson |
| 2000 | Dayle Campbell | 2008 | Casper Wells    | 2016 | Grayson Greiner    |
| 2001 | Omar Infante   | 2009 | Brennan Boesch  | 2017 | Zac Reiningger     |
| 2002 | Michael Rivera | 2010 | Charlie Furbush | 2018 | Josh Lester        |
| 2003 | Alex Trezza    | 2011 | Duane Below     | 2019 | Garrett Hill       |

## SCOUT OF THE YEAR

| Year | Scout             | Position                     | Year | Scout            | Position                      |
|------|-------------------|------------------------------|------|------------------|-------------------------------|
| 1996 | John Mirabelli    | Regional Scouting Supervisor | 2008 | Mike Hankins     | Midwest Regional Crosschecker |
| 1997 | Ramon Peña        | Latin American Coordinator   | 2009 | Marty Miller     | Area Scout                    |
| 1998 | Jack Hays         | Area Scout                   | 2010 | Bill Buck        | Area Scout                    |
| 1999 | Dennis Lieberthal | Area Scout                   | 2011 | Jim Rough        | Area Scout                    |
| 2000 | Lou Laslo         | Area Scout                   | 2012 | Ray Crone        | National Crosschecker         |
| 2001 | Steve Nichols     | Area Scout                   | 2013 | Rolando Casanova | Area Scout                    |
| 2002 | Jerome Cochran    | Area Scout                   | 2014 | Scott Cerny      | Area Scout                    |
| 2003 | Rob Guzik         | National Crosschecker        | 2015 | James Orr        | East Regional Crosschecker    |
| 2004 | Steve Taylor      | Area Scout                   | 2016 | Harold Zonder    | Area Scout                    |
| 2005 | Tim Grieve        | Area Scout                   | 2017 | Bryson Barber    | Area Scout                    |
| 2006 | Tim McWilliam     | Area Scout                   | 2018 | Jim Bretz        | Area Scout                    |
| 2007 | Tom Osowski       | Area Scout                   | 2019 | Justin Henry     | Central Regional Crosschecker |

## DWIGHT LOWRY AWARD (PLAYER DEVELOPMENT PERSON OF THE YEAR)

| Year | Name           | Position              | Year | Name             | Position                                    |
|------|----------------|-----------------------|------|------------------|---------------------------------------------|
| 1996 | Dwight Lowry   | Fayetteville Manager  | 2008 | Glenn Adams      | Erie Hitting Coach                          |
| 1997 | Mark Meleski   | Lakeland Manager      | 2009 | Joe DePastino    | West Michigan Manager                       |
| 1998 | Bruce Fields   | West Michigan Manager | 2010 | Gene Roof        | Outfield/Baserunning Coordinator            |
| 1999 | Glenn Ezell    | Catching Coordinator  | 2011 | Larry Herndon    | Lakeland Hitting Coach                      |
| 2000 | Kevin Bradshaw | GCL Tigers Manager    | 2012 | Dave Huppert     | Lakeland Manager                            |
| 2001 | Doug Teter     | Medical Coordinator   | 2013 | Manny Crespo     | Director, Latin American Player Development |
| 2002 | Jon Matlack    | Pitching Coordinator  | 2014 | Andrew Graham    | West Michigan Manager                       |
| 2003 | Jeff Jones     | Toledo Pitching Coach | 2015 | A.J. Sager       | Pitching Coordinator                        |
| 2004 | Matt Walbeck   | West Michigan Manager | 2016 | Steve Chase      | Strength and Conditioning Coordinator       |
| 2005 | Jon Matlack    | Pitching Coordinator  | 2017 | Corey Tremble    | Minor League Medical and Rehab Coordinator  |
| 2006 | Larry Parrish  | Toledo Manager        | 2018 | Tim Garland      | Lakeland Hitting Coach                      |
| 2007 | Tom Brookens   | West Michigan Manager | 2019 | Carlos Bohorquez | Connecticut Pitching Coach                  |

## LOWRY REMEMBERED WITH TIGERS MAN OF THE YEAR AWARD

The Detroit Tigers family suffered a tragic loss during the 1997 season when Jamestown Jammers manager Dwight Lowry collapsed and died suddenly at his home in Jamestown, NY, on July 10.

Shortly after Lowry's death, the Tigers renamed their annual Player Development Man of the Year Award in his honor.

Lowry, who was 39 at the time of his death, had been tabbed the club's inaugural Player Development Man of the Year in 1996 after leading the Single A Fayetteville Generals to a second-half division title and a South Atlantic League postseason berth.

Lowry was in his fourth season as a manager in the Tigers Minor League system and he had also spent parts of four seasons as a player with Detroit, including the 1984 World Championship campaign. Lowry is survived by his wife, Pamela, and children Sesilie, Amanda and Zachary.



## KENNY GRAHAM

### Director, Player Development

Entering his second season with the Tigers, Graham serves as the Director of Player Development. His major focus is on hitting development and strategies, establishing an organization-wide hitting protocol with a focus on utilizing data and technology to aid growth and performance.

Prior to joining the Tigers, Graham spent the previous three seasons as the Minor League hitting coordinator for Milwaukee. Before that he spent seven seasons in various Minor League roles in Toronto's system, including as the co-hitting coordinator (2015) and hitting coach at Single A Lansing (2012-13, 2015), Single A Bluefield (2011) and Single A Auburn (2010). He also managed the organization's Gulf Coast League affiliate in 2014 and served as the hitting coach for the Independent League's Gary RailCats for two seasons (2008-09).

He attended Indiana University and was an outfielder on the baseball team before moving into coaching at the University of Indianapolis as the hitting coach, while receiving his Masters Degree in Curriculum and Instruction.



## DAN HUBBS

### Director, Pitching Development and Strategies

Serving as the club's first Director of Pitching Development and Strategies, Hubbs works to establish an organization-wide pitching protocol with an emphasis on leveraging data and technology to aid growth and performance.

He most recently served as the head baseball coach at the University of Southern California (2013-2019), where he coached 37 players who were drafted and went on to play professional baseball. Hubbs began his time at USC in 2012 when he came in as associate head coach after spending 12 seasons as pitching coach at the University of California, Berkeley (2000-2011).

Before his time with the Golden Bears, Hubbs served as the pitching coach for the Los Angeles (NL) Single A affiliate Yakima Bears (1998) and as a volunteer assistant coach at Pepperdine University (1999).

Prior to his transition to coaching, Hubbs was an All-American pitcher at USC (1993) and played seven years in the minors with the Los Angeles (NL) and Philadelphia organizations, advancing to the Triple A level.




## DR. GEORGIA GIBLIN

### Director, Performance Science

After originally joining the organization as a post-doctoral fellow through a partnership with the University of Michigan, Dr. Giblin enters her second season as the club's Director of Performance Science.

The focus of Dr. Giblin's work with the Tigers is building and implementing a sustainable system under which the club can assist players to perform at their maximum capacity, and stay healthy through the use of traditional baseball methods and advanced technology.

Prior to joining the Tigers, Dr. Giblin completed her doctorate in Biomechanics and Skill Acquisition at Victoria University in Melbourne, Australia, and worked four years as a Biomechanist at the Queensland Academy of Sport, providing biomechanical support to the softball, track and field, triathlon and archery Olympic programs.



## RAFAEL MARTINEZ

### Director, Latin American Player Development

Martinez returns as the club's Director of Latin American Player Development in 2021, his third year in the position after transitioning from a role on the Major League coaching staff with the Tigers in 2018.

Prior to his time in Detroit, Martinez was the manager for the Gulf Coast League Tigers for one season (2016) and the Dominican Summer League Tigers for five seasons (2011-15). He guided the DSL Tigers to the postseason in back-to-back years, including a championship run in 2013. Before becoming the club's manager, Martinez spent three seasons (2008-10) as the DSL Tigers hitting coach, which was his first professional coaching assignment.

Martinez was originally signed by Los Angeles (NL) as a non-drafted free agent in 1991, and played seven seasons in the Minor Leagues (1992-96), followed by stints in the New York (NL) (1997) and Boston (1998) systems.

He and his wife, Norkis, have a daughter, Hillary, and son, Rafael Jr.



## DAVE OWEN

### Minor League Field Coordinator

Owen returns as the club's Minor League Field Coordinator this season, his 11th overall in the organization. Prior to this post, he held the title of Director of Player Development.

He joined the Tigers after three seasons on the Major League coaching staff with Kansas City, including as bench coach in 2008 and third base coach in 2009-10. Prior to his time with the Royals, Owen was a coach with the Hokkaido Nippon Ham Fighters in 2007 and served as a coach with the Philadelphia Phillies for three seasons (2004-06).

Owen previously served as the Minor League infield coordinator for the Philadelphia Phillies for three seasons, from 2004-06.

Prior to his coaching career, he spent 12 seasons as a scout with the Chicago White Sox (1992-96), Tigers (1997-99) and Phillies (2000-03).

Owen played professionally for 11 seasons after being selected by the Chicago Cubs in the 10th round of the June 1979 MLB First-Year Player Draft, and saw action at the Major League level with the Cubs (1983-85) and Royals (1988).

Owen and his wife, Yasmin, reside in Cleburne, TX. They have two grown daughters, Haley and Courtney.



**JOE DEPASTINO****Catching Coordinator**

DePastino will serve as the Minor League catching coordinator in 2021, his 11th season in that role and his 14th season in the Tigers organization.

He joined the Tigers organization in 2008 as the manager at Single A West Michigan, guiding the Whitecaps to the Midwest League playoffs during each of his three seasons. DePastino's assignment as the manager at West Michigan was his first professional managing or coaching assignment.

He played 13 seasons professionally after being selected by the Boston Red Sox in the seventh round of the June 1992 draft. Primarily a catcher in his career, DePastino played at the Minor League level with the Red Sox (1992-99), Baltimore Orioles (2000), Houston Astros (2000), New York Mets (2002-03), Atlanta Braves (2004) and Toronto Blue Jays (2005).

DePastino reached the Majors with the Mets in 2003, appearing in two games with the club.

**JEFF BRANSON****Hitting Coordinator**

Branson enters his third season as the club's Minor League hitting coordinator. The 2021 campaign marks his 32nd in professional baseball.

Prior to joining the Tigers, he served as the hitting coach with Pittsburgh for five seasons (2014-18) and as the assistant hitting coach in 2013. Before working with the big league club, Branson was the hitting coach with Triple A Indianapolis (2009-12), manager at Single A Lynchburg (2007-08), manager at Single A Hickory (2005-06) and manager at Single A Williamsport (2004). His first coaching assignment came in 2003, when he was the hitting coach at Williamsport.

He was originally selected by Cincinnati in the second round of the 1988 First-Year Player Draft and played nine seasons in the Major Leagues. Over that span he hit .246/.300/.372 with 34 home runs and 156 RBI in 694 career games between Cincinnati (1992-97), Cleveland (1997-98) and Los Angeles (NL) (2000-01).

The native of Waynesboro, MS, played baseball at Livingston (AL) University, and was named to the Converse Division II All-American Team as a junior in 1988. Additionally was a member of the 1988 United States baseball team that won a Gold Medal at the Olympic Games in Seoul, Korea.

**JOEL MCKEITHAN****Hitting Coordinator**

McKeithan joins the Tigers for his first season as the Minor League hitting coordinator in 2021. Before his current position, he served as a Minor League hitting coach in Philadelphia's system at Short-Season Williamsport (2019-20), and was the director of hitting at X2 Baseball in Charlotte, NC (2020).

Prior to making the jump to a Major League organization, McKeithan planted his roots in the game with a variety of roles as a hitting instructor, focusing on a data-driven approach to coaching and player development. He spent significant time at Driveline (2016-18), initially as a player, but eventually was hired on as a coach to help create the powerhouse's hitting department. While serving as a coach at Driveline he was also continuing to train and play independent league baseball during the season, capitalizing on the rare opportunity to implement modern player-development strategies and technologies into his personal training.

Before his time at Driveline, McKeithan played two seasons of independent league baseball, including with the Lake Erie Crushers and Gateway Grizzlies, posting a combined .262/.349/.417 slashline, with 16 home runs and 69 RBI over 157 career games. As an amateur he played at Vanderbilt University (2011-13) and North Carolina State University (2014-15).

**JOSÉ VALENTÍN****Infield Coordinator**

Valentín returns as the Minor League infield coordinator for his fourth season in the Tigers organization.

Prior to joining the Tigers, he spent four seasons in the San Diego Padres organization, serving as the first base coach with the Padres for two seasons (2014-15) and manager of the Single A Fort Wayne TinCaps (2012-13), leading the team to the playoffs in each season. Following the 2012 season, Valentín was named the Low-A Manager of the Year by *Baseball America*.

Following his playing career, he served as an instructor at the Puerto Rico Baseball Academy and High School in Gurabo.

Originally signed as a non-drafted free agent on October 12, 1986 by the Padres, Valentín played five seasons in the Padres Minor League system before being traded to the Brewers...played parts of 16 seasons in the Major Leagues with the Milwaukee Brewers (1992-99), Chicago White Sox (2000-04), Los Angeles Dodgers (2005) and New York Mets (2006-07). During his career he hit .243/.321/.448, with 302 doubles, 41 triples, 249 home runs, 816 RBI and 136 stolen bases in 1,678 games.





## KIMERA BARTEE

### Outfield/Baserunning Coordinator

Bartee, who spent four seasons in the Tigers organization from 1996-99, returns to the club to serve as the club's roving outfield and baserunning instructor. He rejoins the Detroit organization after spending the 2020 season with the Philadelphia Phillies as their roving baserunning and bunting coordinator.

Prior to his time with the Phillies, he spent 12 years in the Pittsburgh Pirates organization, including the last three on the Major League staff as the first base coach and overseeing the team's outfielders and baserunning efforts. Bartee served nine years as Pittsburgh's Minor League outfield/baserunning coordinator, during which he doubled up in 2011 as the manager for Single A State College.

Before joining the Pirates, he spent three years as a coach with Baltimore's Single A affiliate, Delmarva. Originally selected by the Orioles in the 14th round of the 1993 MLB Draft, Bartee played six years in the Major Leagues for the Tigers (1996-99), Cincinnati Reds (2000) and Colorado Rockies (2001). He was named the fastest baserunner in the International League in 1997 and rated as the best defensive outfielder.

Before turning pro he played collegiately at Creighton University, where he helped the Bluejays to the 1991 College World Series and was named to the 1992 Missouri Valley Conference All-Tournament Team.



## A.J. SAGER

### Pitching Coordinator

Sager will serve as the pitching coordinator in 2021 for his eighth season in the role after six seasons as the pitching coach at Triple A Toledo. It will mark his 20th season in the organization.

He spent his first five seasons (2002-06) in the organization as the pitching coach with Single A West Michigan, before serving in that same capacity with Double A Erie in 2007.

He pitched professionally for 12 seasons (1988-99), logging time in the San Diego, Colorado, Detroit and Cincinnati organizations.

In 123 lifetime Major League appearances with San Diego (1994), Colorado (1995) and Detroit (1996-98), Sager posted a 12-15 record, a 5.36 ERA and five saves.

Sager served as a color analyst for the University of Toledo football radio network for eight seasons (2000-07).



## JORGE CORDOVA

### Assistant Pitching Coordinator

Cordova transitions to a new role of Assistant Pitching Coordinator, after serving as the pitching coach with Single A Lakeland. This year marks his 16th as a coach in the Tigers organization.

Prior to joining Lakeland's staff, he spent two seasons as the pitching coach at Single A West Michigan, following one season with the Flying Tigers in 2016. Additionally, he was the pitching coach for the Gulf Coast League Tigers in 2014. He spent the previous four seasons as the pitching coach with the organization's affiliate in the New York-Penn League, serving one season with Single A Oneonta (2009) and three seasons with Single A Connecticut (2010-12).

He served as the pitching coach with the Venezuelan Summer League Tigers during each of his first three seasons (2006-08) with the organization.

Cordova pitched for eight seasons at the Minor League level with the New York Yankees (1996), Florida Marlins (1998-2000), Cincinnati Reds (2000-02) and Tigers (2003-04). He compiled a 44-26 record and 3.30 ERA in 234 outings during his career.



## FRANCISCO CONTRERAS

### Latin American Hitting Coordinator

Contreras enters his second season as the organization's Latin American Hitting Coordinator. Prior to this position he served one season as hitting coach with GCL Tigers West, which was his first full-time coaching role since finishing his playing career.

He spent the 2016 season as a player-coach for Single A West Michigan, and played six seasons in the Tigers Minor League system, spending four years with the Dominican Summer League Tigers (2010-14) and two years with West Michigan (2014-15). He batted .231/.300/.318 over 377 career games in the Tigers system.

The Santo Domingo, DR native was originally signed by the Tigers as a non-drafted free agent on October 22, 2009.





## DR. SPENCER WOOD

### Performance and Mental Skills Coach

Dr. Wood returns for his fourth season in the Tigers organization, serving as the performance and mental skills coach.

He has spent the past 20 years working for a number of teams in professional leagues such as the NBA, MLB and with a variety of individual athletes from multiple sports, including professional golf.

Dr. Wood has also assisted with national team mental skills preparation for international competitions such as the World Cup, World Championships and Olympic Games.

He has two undergraduate degrees, a masters in exercise science, and a PhD in psychology with an emphasis in sport psychology. He is also NCSA-CSCS certified and NASM-CPT certified.



## BRIAN PETERSON

### Mental Skills Instructor

Peterson continues in his role with the Tigers after joining the organization in 2003 as the mental skills instructor. The 2021 season marks Peterson's 40th in professional baseball.

Prior to his appointment as the Tigers mental skills instructor, he spent nine seasons in the Marlins organization (1993-2001). During his tenure with the Marlins, Peterson served as the pitching coach for Single A Kane County (1993-97) and Double A Portland (1998) before being named the performance enhancement instructor (1999-2001).

His coaching career began with Kansas City's Double A affiliate in Memphis during the 1990-91 seasons as the club's pitching coach. In 1992, he was the pitching coach with Salt Lake, an independent team in the Rookie level Pioneer League.

Peterson has a master's degree in counseling psychology from the University of South Dakota.




## BRIAN TAGGETT

### Latin American Performance Coach

Continuing with the organization for his second season, Taggett serves as the Latin American performance coach in 2021. His responsibilities include assisting in the holistic development of Minor League players from Latin America.

Prior to this post, he served as the international player programs intern with the Tigers during the 2019 season.

Taggett played baseball at Emory University, and earned a double-major in Latin American/Caribbean studies and political science.



## COREY TREMBLE

### Minor League Medical and Rehabilitation Coordinator

Tremble returns for his 14th season with the Tigers organization in 2021, marking his ninth as the Minor League medical and rehabilitation coordinator. Following the 2018 season, the organization named him the Dwight Lowry Player Development Person of the Year.

He served as the athletic trainer for the Gulf Coast League Tigers during the 2008 season, Single A West Michigan during the 2009 and 2010 seasons and Single A Lakeland during the 2011 and 2012 seasons. Additionally, he served as an athletic trainer with Surprise in the Arizona Fall League in 2010.

He graduated from Florida Southern College in 2005 and attended the University of South Florida for his graduate studies in exercise science from 2006-08, where he also served as a Graduate Assistant Athletic Trainer.

Tremble is a certified and licensed athletic trainer, a muscle activation technique jumpstart specialist, and a certified strength and conditioning specialist.

He was the 2006 recipient of the Dr. Clarence Livingood Memorial Scholarship from the Professional Baseball Athletic Trainers Society and currently sits on the PBATS Website and EMR Committees. Tremble resides in Lakeland, FL with his wife, Joanna.



## FRANCISCO RIVAS


### Minor League Strength and Conditioning Coordinator

Rivas enters his first season as the Minor League strength and conditioning coordinator, and third overall in the organization.

Prior to this post, Rivas was slated to be the strength and conditioning coach with Short-Season Norwich, which wasn't possible due to the COVID-19 pandemic. Instead, he gained experience working with top prospects and Major League-caliber players at the club's alternate training site in Toledo during the 2020 season. His first position with the club was the strength and conditioning coach with the Gulf Coast League Tigers in 2019.

Before joining the Tigers, Rivas spent two years at XCEL Health and Wellness working in strength and conditioning, also serving as the head of baseball and softball development. He worked three years as a student strength and conditioning coach at Hannibal-LaGrange University (2015-17), and one as an intern with Diamond Fit Performance (2015).

Rivas has a master's degree in Kinesiology from A.T. Still University, with an emphasis in orthopedic and sport psychology. He is a certified strength and conditioning specialist, USAW Performance Coach Level 1 and Precision Nutrition Coach Level 1.





## TOM PRINCE

### Toledo Manager

Leading the staff at Triple A Toledo, Prince enters his second year with the Tigers after three seasons as the bench coach for the Pittsburgh Pirates. Following the Minor League season being cancelled due to COVID-19, Prince helped lead workouts at the club's alternate training site in Toledo. The 2021 campaign marks his 38th in professional baseball.

Prior to his role on the Major League staff, Prince was Pittsburgh's Minor League field coordinator (2016), and also managed at Double A Altoona (2015), Single A Bradenton (2014) and GCL Pirates (2007-12). He began the 2004 season with Short-Season Williamsport, where he would manage from 2005-06, before finishing the season leading Single A Lynchburg.

Following the 2008 season, Prince was named the Gulf Coast League's Manager of the Year after leading the Pirates to a league-best 37-18 record.

Originally selected by Pittsburgh in the fourth round of the secondary phase of the 1984 June draft, the Kankakee, IL native made his Major League debut with the Pirates in 1987 and played parts of 17 seasons in the majors between Pittsburgh (1987-93), Los Angeles Dodgers (1994-98), Philadelphia (1999-2000), Minnesota (2001-03), and Kansas City (2003). Over 519 career games, Prince posted a .208 (248x1190) batting average, with 24 home runs and 140 RBI.

#### RECORD AS MANAGER

| Year                | Club         | League        | W   | L   | Pct. | Position      |
|---------------------|--------------|---------------|-----|-----|------|---------------|
| 2004                | Lynchburg    | Carolina      | 57  | 81  | .413 | Second/Fourth |
| 2005                | Williamsport | New York-Penn | 44  | 32  | .579 | Second        |
| 2006                | Williamsport | New York-Penn | 28  | 47  | .373 | Sixth         |
| 2007                | GCL Pirates  | Gulf Coast    | 26  | 30  | .464 | Fourth        |
| 2008                | GCL Pirates  | Gulf Coast    | 37  | 19  | .661 | First         |
| 2009                | GCL Pirates  | Gulf Coast    | 29  | 31  | .483 | Second        |
| 2010                | GCL Pirates  | Gulf Coast    | 29  | 30  | .492 | Second        |
| 2011                | GCL Pirates  | Gulf Coast    | 34  | 26  | .567 | Second        |
| 2012                | GCL Pirates  | Gulf Coast    | 36  | 24  | .600 | First         |
| 2014                | Bradenton    | Florida State | 78  | 61  | .561 | Fourth/First  |
| 2015                | Altoona      | Eastern       | 74  | 68  | .521 | Second        |
| MINOR LEAGUE TOTALS |              |               | 472 | 450 | .512 | (11 Seasons)  |

## MIKE HESSMAN

### Toledo Hitting Coach

Hessman returns to the Triple A Toledo coaching staff as the hitting coach in 2021, his third year in the role, including 2020's cancelled Minor League season, during which he was an instructor at the club's alternate training site in Toledo.

He previously served one season as hitting coach at Double A Erie and Single A Connecticut, the latter marking his first stint in a coaching capacity at any level.

Prior to coaching, Hessman set the Minor League career home run record at 433 with Toledo in 2015, the final season of his long playing career.

Hessman played parts of five seasons in the Major Leagues with three organizations, including the Atlanta Braves (2003-04), Tigers (2007-08), and New York Mets (2010). He hit 14 total home runs over 109 games in his Major League career.

Originally selected by the Braves in the 15th round of the 1996 MLB First-Year Player Draft, the baseball veteran spent a total of 19 seasons in the Minor Leagues at various levels. He spent the most time with Toledo during his Minor League career. Prior to being drafted, he attended Mater Dei High School in California.

## DOUG BOCHTLER

### Toledo Pitching Coach

Bochtler joins the Tigers organization in 2021 and will serve as the pitching coach at Triple A Toledo.

He most recently worked in the San Diego Padres organization for five seasons. Bochtler was scheduled to serve as the pitching coach for Single A Lake Elsinore in 2020 before the Minor League season was cancelled due to COVID-19.

Prior to 2020, Bochtler was the bullpen coach for the Padres from 2016-19. In 2018, the Padres bullpen had the most innings pitched (635.0), strikeouts (720), highest SO/9 IP (10.20) and highest SO/BB ratio (3.48) of any relief group in club history. Their 2.93 BB/9 IP and 1.19 WHIP both led the National League and ranked third in the Majors, while their 3.54 ERA was third in the NL and sixth in the Majors.

Over his first three seasons guiding the San Diego bullpen, they ranked tied for third in opponent grounded into double plays per nine innings pitched (0.87) and fourth in ground ball percentage (46.8).

Prior to joining the Padres, Bochtler spent five seasons with the Arizona Diamondbacks organization, serving as pitching coach for Single A Yakima in 2011-12, Single A Missoula in 2013, Single A South Bend in 2014 and Single A Kane County in 2015.

Originally selected by Montreal in the ninth round of the 1989 MLB Draft, Bochtler played six seasons in the Majors, including the 1998 season with Detroit, when he pitched in 51 games.

## C.J. WAMSLEY

### Toledo Developmental Coach

Entering his second season with the Tigers, Wamsley will serve as the developmental coach in Triple A Toledo.

Prior to joining the Tigers he was an assistant coach on the staff at Ohio University for five seasons (2015-19), following a three-year stint with Troy University where he worked with the club's catchers, outfielders and hitters. His division one coaching career began at Morehead State University, where he was an assistant coach.

Wamsley was a four-year letterwinner at Western Kentucky University, where he played on the baseball team. Over his 68-game college career he batted .299/.379/.421.





## ERIE SEAWOLVES (AA)

### ARNIE BEYELER

#### Erie Manager

Enters his second season with the organization, serving as manager for Double A Erie, though last year he spent time instructing at the club's alternate training site in Toledo due to the COVID-19 pandemic. The 2021 campaign marks his 30th as a manager, coach or scout, over which he's built a reputation for an innovative coaching style and implementation of technology by his ballclubs.

Prior to being named to his post with the SeaWolves, he was the Major League first base coach with the Baltimore Orioles for the 2019 season. Before his season with the Orioles, he was the manager of Triple A New Orleans in the Miami organization for three seasons (2016-18), posting a combined 193-223 record. From 2013-15 he was on the Major League staff with the Boston Red Sox.

He's managed or coached at every level from Single A to the Major Leagues, including stints in these systems: Baltimore, Miami, Boston, San Diego, Texas and New York (AL). Highlights include winning the Governor's Cup with Triple A Pawtucket in 2012, and earning playoff appearances with Double A Portland in 2007-08 and Single A Stockton in 2003-04.

Beyeler was a Minor League infielder for six seasons in the Tigers system from 1986-91, reaching Triple A Toledo in his first professional campaign. He now resides in Atlantic Beach, FL, and has two children.



#### RECORD AS MANAGER

| Year                | Club        | League         | W   | L   | Pct. | Position      |
|---------------------|-------------|----------------|-----|-----|------|---------------|
| 2000                | Lowell      | New York-Penn  | 41  | 34  | .547 | Fourth        |
| 2001                | Lowell      | New York-Penn  | 33  | 43  | .434 | Sixth         |
| 2002                | Augusta     | South Atlantic | 69  | 67  | .507 | Fourth        |
| 2003                | Stockton    | California     | 77  | 63  | .550 | First/Third   |
| 2004                | Stockton    | California     | 72  | 68  | .514 | Fourth/Second |
| 2005                | Bakersfield | California     | 68  | 72  | .486 | Fourth/Fourth |
| 2007                | Portland    | Eastern        | 71  | 72  | .497 | Second        |
| 2008                | Portland    | Eastern        | 74  | 66  | .529 | Second        |
| 2009                | Portland    | Eastern        | 67  | 74  | .475 | Fourth        |
| 2010                | Portland    | Eastern        | 70  | 71  | .496 | Third         |
| 2011                | Pawtucket   | International  | 81  | 61  | .570 | First         |
| 2012                | Pawtucket   | International  | 79  | 65  | .549 | Second        |
| 2016                | New Orleans | Pacific Coast  | 69  | 70  | .496 | Third         |
| 2017                | New Orleans | Pacific Coast  | 55  | 83  | .399 | Fourth        |
| 2018                | New Orleans | Pacific Coast  | 69  | 70  | .496 | Third         |
| MINOR LEAGUE TOTALS |             |                | 995 | 979 | .504 | (15 Seasons)  |

### ADAM MELHUSE

#### Erie Hitting Coach

Joining the organization for his second season, Melhuse will serve as the hitting coach for Double A Erie.

Prior to joining the Tigers he was a hitting coach in the Los Angeles (NL) organization, spending the 2019 season with Double A Tulsa and 2018 with Triple A Oklahoma City. He also was the manager of Single A Burlington in the Los Angeles (AL) system for two seasons (2016-17).

Before transitioning to coaching he spent four seasons as an advanced scout for Chicago (NL), which followed an eight-year Major League playing career. Over 311 career games, Melhuse hit .234/.290/.389 with 24 home runs and 98 RBI, spending time with Los Angeles (NL) (2000), Colorado (2000-01, 2008), Oakland (2003-07) and Texas (2007-08).



### MARK JOHNSON

#### Erie Pitching Coach

Johnson returns to the Double A Erie staff as pitching coach for his third season, after serving in the same capacity with Single A Lakeland for the 2017-18 seasons. It marks his 15th year in the Tigers organization.

Prior to being named the pitching coach for Lakeland, he served two seasons in the same capacity at Single A West Michigan (2015-16), and was previously the pitching coach at Single A Connecticut for two years (2013-14).

He spent five seasons as the pitching coach in his first stint with West Michigan (2008-12). He served as the pitching coach with Single A Oneonta during the 2007 season, marking his first professional coaching assignment.

A first-round selection by the Houston Astros in the June 1996 draft, Johnson pitched nine seasons with the Astros (1997), Florida Marlins (1998), New York Yankees (1999), Tigers (2000-03, 2005), Milwaukee Brewers (2002) and Los Angeles Dodgers (2004) organizations.



### TONY SMITH

#### Erie Developmental Coach

Entering his second year with the Tigers, Smith will serve as the developmental coach with Double A Erie for the 2021 season. Prior to joining the Tigers he was the pitching coach (2017-19) and bullpen coach (2016-17) with the Schaumburg Boomers of the Frontier League.

He served as the Director of Pitching, Arm Care and Overhand Throwing at Athletes HQ (2018-19) and The Dugout (2016-18), both of which are specialized baseball and softball training facilities in Illinois. At both of those training facilities he regularly coached players using Driveline, Florida & Texas Baseball Ranch and OnBaseU protocols, functional movement screens and Rapsodo devices.

Prior to transitioning to coaching, Smith pitched four seasons with various independent league teams, posting a 21-10 record and 4.73 ERA (266.2IP/140ER), while striking out 182 and walking 76.





**BRAYAN PEÑA****West Michigan Manager**

Peña leads the staff at Single A West Michigan in 2021, his third managerial post in as many years since transitioning to coaching. Last season, Peña managed Single A Connecticut to a 34-42 record.

He began his coaching career in 2018, leading the Gulf Coast League Tigers West to a league championship and a 37-16 record. Under his tutelage, the Tigers West squad batted at a .277 (292x1670) clip, belting 40 home runs and 257 RBI, and posted a 3.06 ERA (435.0IP/148ER) with 502 strikeouts.

His transition to coaching came after Spring Training of 2018, closing the door on an impressive 12-year Major League career as a catcher, playing for five big league teams, including Atlanta (2005-08), Kansas City (2009-12), Detroit (2013), Cincinnati (2014-15) and St. Louis (2016). He hit .259/.299/.351 in his career, knocking 23 home runs and driving in 164 runs.

**RECORD AS A MANAGER**

| Year                | Club            | League        | W  | L  | Pct. | Position      |
|---------------------|-----------------|---------------|----|----|------|---------------|
| 2018                | GCL Tigers West | Gulf Coast    | 37 | 16 | .698 | First         |
| 2019                | Connecticut     | New York-Penn | 34 | 42 | .447 | Second        |
| MINOR LEAGUE TOTALS |                 |               | 71 | 58 | .550 | (Two Seasons) |

**BILL SPRINGMAN****West Michigan Hitting Coach**

Springman returns for his fourth year in the Tigers organization, serving as the hitting coach at Single A West Michigan in 2021. If not for the COVID-19 pandemic, he would have held the same role with Single A Lakeland in 2020, following his time as hitting coach at Short-Season Connecticut in 2019.

In 2018, he served as the hitting coach for the Gulf Coast League Tigers West, after spending 2017 as the hitting coach for the Uni-Lions of the Chinese Professional Baseball League. Prior to coaching in the Chinese Professional Baseball League, he spent the 2015 season as an advisor to player development and senior hitting advisor for the Kansas City Royals.

He previously spent 14 seasons in the Minnesota Twins organization serving in various coaching capacities including as a Minor League hitting coordinator and mental skills coach (2006-14), Triple A Rochester hitting coach (2005) and Triple A Salt Lake hitting coach (1997-2000).

Springman also served as a scout for the Chicago Cubs (1995-96) and Milwaukee Brewers (2001-02).

Originally drafted by the California Angels in the seventh round of the 1978 draft, the former infielder played three seasons in the Angels Minor League system.

**WILLIE BLAIR****West Michigan Pitching Coach**

Blair, a former Tigers pitcher, enters his sixth season as a coach in the Tigers organization, serving as the pitching coach at Single A West Michigan in 2021. Prior to his time with the Tigers he spent three seasons as the Major League bullpen coach with the San Diego Padres.

He originally joined the Padres organization as the pitching coach for Single A Fort Wayne from 2011-12. Under his guidance, two TinCaps pitchers set single-season ERA records.

Prior to his time with the Padres, Blair served as pitching coach for the Joliet Jackhammers of the independent Northern League in 2010.

Blair was originally selected by the Toronto Blue Jays in the 11th round of the 1986 MLB Draft. He played parts of 12 Major League seasons, spending time with the Blue Jays (1990), Cleveland Indians (1991), Houston Astros (1992), Colorado Rockies (1993-94), Padres (1995-96), Tigers (1997, 2000-01), Arizona Diamondbacks (1998), and New York Mets (1998). He won a career-high 16 games for the Tigers in 1997. Blair served as the final Opening Day starter in Tiger Stadium history on April 12, 1999.

**KEVIN GUTHRIE****West Michigan Developmental Coach**

His first professional coaching position, Guthrie returns to the organization in 2021 as the developmental coach with Single A West Michigan.

Prior to joining the Tigers he was the founder and director of Diamond Diagnostics Training in Sarasota, FL, which he began in early 2019. The baseball development program provides personalized training for hitters and pitchers through the use of analytical tools, including video, Rapsodo and Diamond Kinetics to maximize and expedite skill development. Before starting Diamond Diagnostics, Guthrie was a Minor League operations assistant and player development intern with the Pittsburgh Pirates (2016-18).

Guthrie attended Brown University, where he studied Business Economics and was a team captain and two-way player for the Bears.

He attended Venice High School and was captain of the school's 2012 state championship squad. Guthrie's father, Mark, had a 15-year Major League career, posting a 51-54 record and 4.05 ERA (978.2IP/440ER) over 765 appearances.



**ANDREW GRAHAM****Lakeland Manager**

Graham returns as the manager in Single A Lakeland in 2021, his fourth year leading the Flying Tigers. Additional recent posts include manager at Double A Erie in 2018 and three seasons as manager at Single A West Michigan, from 2014-16. This campaign marks his 12th with the Tigers organization.

In 2016, the Whitecaps advanced to the Midwest League Eastern Division Championship Series after posting a 71-65 record, finishing third in the Eastern Division.

He guided the Whitecaps to the Midwest League's championship in 2015. In his first season as manager at West Michigan, he led the Whitecaps to their first playoff berth since 2010. He previously served three seasons as manager at Single A Connecticut.

He served as a coach with the Gulf Coast League Tigers in both 2009 and 2010, in addition to serving as the organization's Minor League catching coordinator in 2010.

Selected by the Tigers in the 19th round of the 2003 MLB First-Year Player Draft, he spent six seasons (2003-08) in the club's Minor League system as a catcher.

Graham saw action with Australia during the World Baseball Classic in both 2006 and 2009. He batted .364 (4x11) with three RBI in three games for Australia in 2009. He served as a coach for Australia in the 2017 World Baseball Classic.

**RECORD AS MANAGER**

| Year                | Club          | League        | W   | L   | Pct. | Position       |
|---------------------|---------------|---------------|-----|-----|------|----------------|
| 2011                | Connecticut   | New York-Penn | 39  | 35  | .527 | t-First        |
| 2012                | Connecticut   | New York-Penn | 35  | 40  | .467 | Third          |
| 2013                | Connecticut   | New York-Penn | 33  | 42  | .440 | Third          |
| 2014                | West Michigan | Midwest       | 82  | 58  | .586 | First/Second   |
| 2015                | West Michigan | Midwest       | 75  | 64  | .540 | Sixth/Second   |
| 2016                | West Michigan | Midwest       | 71  | 65  | .522 | Third          |
| 2017                | Lakeland      | Florida State | 62  | 66  | .484 | Fifth/Third    |
| 2018                | Erie          | Eastern       | 63  | 77  | .450 | t-Fifth        |
| 2019                | Lakeland      | Florida State | 65  | 70  | .481 | Fourth/Third   |
| MINOR LEAGUE TOTALS |               |               | 525 | 517 | .504 | (Nine Seasons) |

**JOHN MURRIAN****Lakeland Hitting Coach**

Murrian will serve as the hitting coach at Single A Lakeland in 2021, after serving in the same role with Single A West Michigan last season. Prior to his time in West Michigan, Murrian made his coaching debut in the same role with GCL Tigers West in 2019. Prior to his transition to coaching, Murrian spent five seasons as a Major League bullpen catcher with the Tigers.

Before assuming the role of bullpen catcher he played five seasons at the Minor League level with the organization, hitting .243/.301/.381 with 20 home runs and 116 RBI. His primary position was catcher, where he maintained a 33 percent caught stealing rate over the course of his time behind the plate.

He attended Winthrop University, where he batted .327 (67x205) with 42 runs scored, 19 doubles, a triple, six home runs and 42 RBI in 59 games as a junior.

**CARLOS BOHORQUEZ****Lakeland Pitching Coach**

Bohorquez returns for his 12th season in the Tigers organization and his first as the pitching coach with Single A Lakeland. Following the 2019 season he was awarded the Dwight Lowry Award, given annually to the "Player Development Person of the Year".

Prior to his current post he served four seasons as the pitching coach with the organization's short-season affiliate, three seasons with the Gulf Coast League Tigers East and six seasons in with the Venezuelan Summer League Tigers.

Originally signed by the Cincinnati Reds as a non-drafted free agent on July 12, 1999, he spent three seasons in the organization as a third baseman before being converted to a pitcher. Bohorquez compiled a 14-19 record and 3.90 ERA in 194 games over six seasons as a pitcher in the Reds Minor League system (2002-07). He pitched in Mexico during the 2008 season.

**OLLIE KADEY****Lakeland Developmental Coach**

Returning to the Tigers for his first season coaching in affiliated baseball, Kadey will serve as the developmental coach with Single A Lakeland in 2021.

Prior to joining the Tigers he worked as the analytics manager at Texas Baseball Ranch (2015-19). In that role he worked with numerous current Major League players and prospects to aid their arm strength development, command and secondary pitches.

Kadey played collegiately at Missouri Western State University from 2010-13 and studied finance. Over the course of his career with the Griffons he established a school record for complete game shutouts.





**RYAN MINOR**

**Complex League Tigers West Manager**

In what will mark his first season leading a team in the Tigers organization, Minor returns to the Complex League Tigers West coaching staff in 2021. Prior to joining the Tigers, he spent 12 seasons coaching in the Baltimore Orioles player development system.

Minor has managed 10 seasons during his coaching career, including at Single A Delmarva (2010-12 and 14-17) and Single A Frederick (2013 and 18-19). He won a career high 73 games with Delmarva during the 2016 season.

Originally drafted by Baltimore in the 33rd round of the 1996 MLB Draft, Minor played in 142 Major League games over four seasons between the Orioles (1998-2000) and Montreal (2001). He batted .177/.228/.259 with five career home runs and 27 RBI.

Minor played baseball and basketball at the University of Oklahoma, where he was a two-time All-Big 8 Conference First Team selection in basketball (1995-96), was named the conference's Player of the Year as a junior and ranks seventh on the university's all-time scoring list. Minor was also drafted in the second round (No. 32 overall) by the Philadelphia 76ers in the 1996 NBA Draft.



PLAYER DEVELOPMENT & SCOUTING

**RECORD AS A MANAGER**

| Year                | Club      | League         | W   | L   | Pct. | Position     |
|---------------------|-----------|----------------|-----|-----|------|--------------|
| 2010                | Delmarva  | South Atlantic | 59  | 81  | .421 | Seventh      |
| 2011                | Delmarva  | South Atlantic | 55  | 85  | .393 | Seventh      |
| 2012                | Delmarva  | South Atlantic | 52  | 86  | .377 | Seventh      |
| 2013                | Frederick | Carolina       | 61  | 78  | .439 | Fourth       |
| 2014                | Delmarva  | South Atlantic | 66  | 73  | .475 | Fourth       |
| 2015                | Delmarva  | South Atlantic | 71  | 67  | .514 | Fourth       |
| 2016                | Delmarva  | South Atlantic | 73  | 66  | .525 | Fourth       |
| 2017                | Delmarva  | South Atlantic | 59  | 78  | .431 | Seventh      |
| 2018                | Frederick | Carolina       | 65  | 72  | .474 | Fourth       |
| 2019                | Frederick | Carolina       | 53  | 84  | .387 | Fifth        |
| MINOR LEAGUE TOTALS |           |                | 614 | 770 | .444 | (10 Seasons) |

**TIM GARLAND**

**Complex League Tigers West Hitting Coach**

Garland returns for his fifth season in the Tigers organization, and his second on the staff of Complex League Tigers West. Prior to this post, he served three seasons as the hitting coach at Single A Lakeland.

Before joining the Tigers, Garland was a developmental specialist for one season with Single A Quad Cities in the Houston Astros organization in 2015. In his position as developmental specialist, he focused on the development of the River Bandits outfielders, as well as baserunning for all the players on the club.

Prior to his position as the developmental specialist, he spent two seasons as the hitting coach at Double A Corpus Christi, also in the Astros organization.

Before joining the Astros, Garland served as hitting coach for Double A Midland of the Oakland Athletics organization for two seasons (2011-12). He made his coaching debut in 2006 with Class A Kane County, later serving as hitting coach at Single A Stockton from 2007-10.

He was originally drafted by the New York Yankees in the 1989 MLB Draft out of Pensacola Junior College, owning a career .281 batting average in 1,356 Minor League career games. In addition to the Yankees system, he spent time in the Giants, Orioles and Athletics organizations.



**MIKE ALVAREZ**


**Complex League Tigers West Pitching Coach**

Alvarez returns for his fourth season as the Complex League Tigers West pitching coach in 2021.

He previously spent 19 seasons in the Atlanta Braves organization, most recently as the pitching coach of Triple A Gwinnett after being named to the position in May of 2016.

Alvarez spent time as a pitching coach, roving pitching instructor and pitching supervisor in the Braves organization from 1998-2016. Additionally, he spent three seasons (2012-15) as the pitching supervisor for the Dominican Summer League Braves. Alvarez also held the pitching coach post with Double A Mississippi from 2011-12 and Triple A Richmond in 2005.

Following his playing career as a Minor League pitcher with the Baltimore Orioles (1980-81) and Kansas City Royals (1981-86), Alvarez spent 13 years as a Minor League pitching coach with the Royals from (1985-97), including five years with the club's Triple A team, the Omaha Royals.





# COMPLEX LEAGUE TIGERS EAST (R)

## GARY CATHCART

### Complex League Tigers East Manager

Cathcart will serve as the manager for Complex League Tigers East for the 2021 season, after being named the manager for Short-Season Norwich last year. He last coached in the Gulf Coast League in 2019, when he led the GCL Tigers West to a 30-20 record, but had their season cut short due to an impending hurricane. He also served as the manager of Connecticut in 2018, leading the team to a 29-44 record.

Prior to joining the Tigers he spent two seasons as the Miami Marlins field coordinator.

Before managing Connecticut in 2018, Cathcart last managed in the New York-Penn League in 2015 for the Auburn Doubledays, the short-season affiliate of the Washington Nationals, where he spent five seasons as manager, leading the Doubledays to two straight New York-Penn League Pickney division titles in 2011 and 2012.

Prior to joining the Nationals organization, he spent seven seasons coaching in the Toronto Blue Jays system.

Cathcart was selected by the New York Yankees in the 33rd round in the June 1984 draft and played four seasons in the Yankees Minor League system, advancing as far as Triple A.



### RECORD AS A MANAGER

| Year                | Club            | League        | W   | L   | Pct. | Position     |
|---------------------|-----------------|---------------|-----|-----|------|--------------|
| 2004                | Pulaski         | Appalachian   | 40  | 27  | .597 | Third        |
| 2007                | Lansing         | Midwest       | 78  | 61  | .561 | t-Third      |
| 2008                | New Hampshire   | Eastern       | 61  | 81  | .430 | Eleventh     |
| 2009                | New Hampshire   | Eastern       | 64  | 78  | .451 | Tenth        |
| 2010                | Potomac         | Carolina      | 70  | 69  | .504 | Fifth        |
| 2011                | Auburn          | New York-Penn | 45  | 30  | .600 | Third        |
| 2012                | Auburn          | New York-Penn | 46  | 30  | .605 | Third        |
| 2013                | Auburn          | New York-Penn | 26  | 49  | .347 | Fourteenth   |
| 2014                | Auburn          | New York-Penn | 34  | 41  | .453 | Ninth        |
| 2015                | Auburn          | New York-Penn | 36  | 38  | .486 | Ninth        |
| 2018                | Connecticut     | New York-Penn | 29  | 44  | .397 | Fourth       |
| 2019                | GCL Tigers West | Gulf Coast    | 30  | 20  | .600 | Second       |
| MINOR LEAGUE TOTALS |                 |               | 559 | 568 | .496 | (12 Seasons) |

## SANTIAGO GARRIDO

### Complex League Tigers East Pitching Coach

Garrido will serve as the Complex League Tigers East pitching coach in 2021 for the second season (first with games being played), marking his fourth season as a coach in the Tigers system. Prior to this position he was a coach on the staff with Double A Erie for two seasons, after retiring from his playing career following the 2017 season.

He appeared in 13 games between Erie and Single A Lakeland in his final season, compiling a 1-1 record, including one save with a 5.76 ERA (25.0IP/16ER) and 26 strikeouts.

Garrido played 10 Minor League seasons with three organizations, including Kansas City (2007-13), Tampa Bay (2014) and Detroit (2016-17), and compiled a 18-32 record, 17 saves, a 4.54 ERA (513.0IP/259ER) and 397 strikeouts.

The Higey, DR native was originally signed by the Royals as a non-drafted free agent on January 26, 2007.



## RAFAEL GIL

### Complex League Tigers East Hitting Coach

Gil returns as the Complex League Tigers East hitting coach for his third season in the role, after serving in the same capacity with the Gulf Coast League Tigers West in 2018. This season will mark his 11th with the Tigers organization.

He was the manager of the Gulf Coast League Tigers East and West in 2016 and 2017, respectively, and previously served as manager of the Venezuelan Summer League Tigers for five seasons (2011-15).

He guided the VSL Tigers to a Venezuelan Summer League Championship in 2014. His stint as the manager of the Venezuelan Summer League Tigers marked his first professional managing or coaching assignment.

Originally signed by the Boston Red Sox as a non-drafted free agent on July 22, 2003, he spent five seasons with the organization as a catcher. He saw action with Single A Lowell in the New York-Penn League during his final season in 2008.





## RAMON ZAPATA

### DSL Tigers1 Manager

Zapata returns as the manager for the Dominican Summer League Tigers1 in 2021, marking his fourth season leading the club. He previously served two seasons as the hitting coach for the GCL Tigers East (2016-17) and three seasons as the hitting coach for the DSL Tigers (2013-15).

Prior to joining the Tigers organization, he served as the DSL Pirates infield coach in 2012, where he ended the season as the team's manager.

He spent 17 seasons in the Pittsburgh Pirates organization in multiple roles including GCL Pirates coach (1996-97), DSL Pirates manager (1997-2010) and Pirates Dominican Academy field coordinator (2010-11). In 2003 he led the DSL Pirates to the DSL Championship and was named the DSL Manager of the Year. Zapata also managed the DSL All-Star Game in 2006 and 2007.

Originally signed by the Pirates as a non-drafted free agent, Zapata played for five seasons at the Minor League level (1991-95).

He was born in the Dominican Republic and attended San Rafael School in Boca Chica, DR.



#### RECORD AS A MANAGER

| Year                | Club        | League           | W   | L   | Pct. | Position     |
|---------------------|-------------|------------------|-----|-----|------|--------------|
| 1997                | DSL Pirates | Dominican Summer | 29  | 40  | .420 | Sixth        |
| 1998                | DSL Pirates | Dominican Summer | 20  | 41  | .328 | Sixth        |
| 1999                | DSL Pirates | Dominican Summer | 34  | 36  | .486 | -----        |
| 2000                | DSL Pirates | Dominican Summer | 39  | 31  | .557 | Fourth       |
| 2001                | DSL Pirates | Dominican Summer | 27  | 43  | .386 | Seventh      |
| 2002                | DSL Pirates | Dominican Summer | 36  | 36  | .500 | Fifth        |
| 2003                | DSL Pirates | Dominican Summer | 39  | 25  | .609 | First        |
| 2004                | DSL Pirates | Dominican Summer | 26  | 44  | .371 | Fourth       |
| 2005                | DSL Pirates | Dominican Summer | 38  | 34  | .528 | Third        |
| 2006                | DSL Pirates | Dominican Summer | 48  | 19  | .716 | First        |
| 2007                | DSL Pirates | Dominican Summer | 52  | 17  | .754 | First        |
| 2008                | DSL Pirates | Dominican Summer | 40  | 30  | .571 | Third        |
| 2009                | DSL Pirates | Dominican Summer | 29  | 38  | .433 | Eighth       |
| 2010                | DSL Pirates | Dominican Summer | 37  | 34  | .521 | Fourth       |
| 2011                | DSL Pirates | Dominican Summer | 41  | 30  | .577 | Third        |
| 2012                | DSL Pirates | Dominican Summer | 34  | 34  | .500 | Fourth       |
| 2018                | DSL Tigers1 | Dominican Summer | 33  | 39  | .458 | Fifth        |
| 2019                | DSL Tigers1 | Dominican Summer | 28  | 44  | .389 | Eighth       |
| MINOR LEAGUE TOTALS |             |                  | 630 | 615 | .506 | (18 Seasons) |

## JOSE OVALLES

### DSL Tigers1 Hitting Coach

Ovalles returns in 2021 for his sixth season as the DSL Tigers1 hitting coach. Under his tutelage the club batted .250 (581x2322) in 2019, ranking as the third-highest average in the Tigers organization.

Prior to coaching, he played in the Tigers organization for three seasons (2011-13) in the Venezuelan Summer League. Over three seasons, the catcher/first baseman batted .263/.376/.418 with 12 home runs and 67 RBI over 154 games.

The Caracas, VZ native originally signed with the Tigers as a non-drafted free agent in 2011.



## WILLIAMS MORENO

### DSL Tigers1 Pitching Coach

Moreno returns for his fourth year as a coach with the Tigers, and second as the pitching coach with the DSL Tigers1 after working as the assistant pitching coach for the DSL Tigers2 in 2018.

Prior to becoming a coach Moreno pitched four seasons in the Tigers organization, posting a 5-5 record and 6.59 ERA over 86.0 IP with a total of 67 strikeouts. He was a member of the Tigers 2014 and 2015 Venezuelan Summer League teams that both went on to win the Venezuelan Summer League Championship.

The Maracay, VZ native originally signed with the Tigers as a non-drafted free agent in 2012.



## IVAN CONTRERAS

### DSL Tigers1 Infield & Baserunning Coach

Entering his second season with the Tigers, Contreras will serve as the infield and baserunning coach with DSL Tigers in 2020.

His transition to coaching follows a seven-year playing career in the Los Angeles Angels and Toronto Blue Jays systems, rising as high as Double A. Over those seven seasons he hit .258/.318/.365 in 396 games, with 59 doubles, 34 triples, six home runs and 124 RBI. He played second base and left field.

Additionally, he played four seasons for Gigantes del Cibao in the Dominican Winter League from 2009-12.



**MARCO YEPEZ****DSL Tigers2 Manager**

Yepez returns as the manager of the DSL Tigers2 for his third season in the role, after working as the club's hitting coach in 2018. He previously was manager of DSL Tigers in 2017.

Prior to joining the organization he was the third base coach on the Leones del Caracas coaching staff of the Venezuelan Winter League in 2016.

Yepez spent eight total seasons in the Minor Leagues in the Florida Marlins (2002), Montreal Expos (2003-04) and Washington Nationals (2005-09) organizations. He batted .268/.347/.356 over 649 games during his Minor League career.

In addition to playing abroad in Venezuela, the former infielder also played in the professional baseball leagues in Colombia, Nicaragua and Italy, where he concluded his playing career in 2012 after three seasons.

The Caracas, VZ native was originally signed by Florida as a non-drafted free agent in 2009.

**RECORD AS A MANAGER**

| Year                | Club        | League           | W  | L  | Pct. | Position      |
|---------------------|-------------|------------------|----|----|------|---------------|
| 2017                | DSL Tigers  | Dominican Summer | 26 | 44 | .371 | Seventh       |
| 2019                | DSL Tigers2 | Dominican Summer | 34 | 38 | .472 | Third         |
| MINOR LEAGUE TOTALS |             |                  | 60 | 82 | .423 | (Two Seasons) |

**LUIS MATED****DSL Tigers2 Hitting Coach**

Mateo will coach the Tigers for his first season (second with the organization), serving as the hitting coach with DSL Tigers2 this year.

With over 20 years of professional coaching experience, Mateo most recently served as the hitting coach with Houston's DSL affiliate from 2009-14, and again in 2018. Between his two stints with the Astros' DSL affiliate, he was the hitting coach with their GCL affiliate from 2016-17 and also with Short-Season Greenville in 2015, helping the Astros to the league title.

Prior to his time with the Astros organization, Mateo managed DSL Oakland from 2007-08, and began his coaching career in 1998 with DSL Arizona.

He signed as a player with Oakland and played two seasons (1988-89) in the Athletics Minor League system.

**LUIS MARTE****DSL Tigers2 Pitching Coach**

Marte returns as the DSL Tigers2 pitching coach for his fourth season, after serving as the assistant pitching coach for the DSL Tigers in 2017.

Prior to his move to coaching, he most recently pitched at Triple A Toledo in the Tigers organization in 2013. He spent parts of two seasons at the Major League level with the Tigers from 2011-12, pitching in 17 games over which he posted a 2-0 record and 2.77 ERA (26.0IP/8ER).

The San Cristobal, DR native spent eight total seasons in the Tigers organization. He was originally signed by the Tigers as a non-drafted free agent on November 16, 2005.

**CARMELO JAIME****DSL Tigers2 Infield & Baserunning Coach**

Jaime will serve as the infield coach for the DSL Tigers2 for the fourth season, after spending two seasons (2016-17) as the infield coach of the GCL Tigers East.

He previously spent five seasons in the same capacity with the Dominican Summer League Tigers. His stint as the infield coach with the DSL Tigers marked his first professional coaching assignment.

He played three seasons at the Minor League level with the Tigers after being selected by Detroit in the 24th round of the 2008 MLB Draft.

Born in the Dominican Republic, Jaime attended Miami Dade Community College in Florida.



**KELY RAMOS****DSL Tigers Catching Instructor**

Ramos enters the 2021 season as the catching instructor for the organization's two DSL teams. This marks his third season since beginning his coaching career.

His transition to coaching comes after playing eight seasons in the Minor Leagues between stints in the New York (NL), Boston and Baltimore player development systems. Over that span he batted .234/.287/.375 with 46 home runs and 221 RBI in 478 games. Ramos last played in 2003 with Single A Aberdeen.

**SANDY ACEVEDO****DSL Tigers Outfield Instructor**

Acevedo returns for his fifth season working with the Tigers DSL affiliates, serving as the outfield instructor in 2021.

He previously served as a coach with DSL Tigers2 in 2018 and was the outfield coach with the DSL Tigers in 2017. The 2021 season will mark his eighth season in a full-time capacity with the organization.

Originally signed by the Tigers as a non-drafted free agent in 2010, Acevedo spent four seasons in the Tigers Minor League system (2010-13).

**JOSE CABRERA****DSL Tigers Assistant Pitching Coach**

Cabrera returns as a coach with the DSL Tigers for his third season in the organization.

Prior to joining the Tigers, Cabrera spent the 2016 season as a coach for Houston in the Dominican Summer League.

Cabrera had a six-year Major League career, playing four seasons for Houston (1997-2000) and one season each for Atlanta (2001) and Milwaukee (2002). The righthanded pitcher compiled a 19-17 record and 4.95 ERA (271.0IP/149ER) with 192 strikeouts over 198 career games.

The native of La Delgada, DR had one postseason appearance in his Major League career, tossing 2.0 shutout innings in the National League Division Series with Houston in 1999.

**SOILO PERDOMO****DSL Tigers Coach**

Perdomo will serve as a coach with the DSL Tigers in 2021, his ninth season in a full-time capacity with the organization. He began working with the Tigers during instructional league in the Dominican Republic in October of 2009.

Prior to joining the Tigers organization, Perdomo spent two seasons as a coach with the DSL Nationals (2007-08) in Washington's organization.

**TIGERS ALL-TIME MONTHLY HOME RUN LEADERS**

Rudy York holds the Tigers all-time, single-month home run record with 18 long-balls during August, 1937. York is one of 24 players in Tigers history to hit 10-or-more home runs during a single month, a feat that has been accomplished 43 times, most recently by Justin Upton, who connected for 11 home runs in August, 2017. The following is a list of the top 10 single-month home run totals in club history.

| Rank | Player         | Month/Year      | Home Runs |
|------|----------------|-----------------|-----------|
| 1    | Rudy York      | August, 1937    | 18        |
| 2    | Rudy York      | August, 1943    | 17        |
| 3    | Hank Greenberg | September, 1946 | 16        |
| 4    | Hank Greenberg | July, 1938      | 15        |
|      | Hank Greenberg | September, 1940 | 15        |
| 6    | Norm Cash      | June, 1961      | 14        |
| 7    | Hank Greenberg | June, 1935      | 12        |
|      | Hank Greenberg | September, 1938 | 12        |
|      | Al Kaline      | August, 1957    | 12        |
|      | Willie Horton  | May, 1968       | 12        |
|      | Miguel Cabrera | May, 2013       | 12        |
|      | Justin Upton   | September, 2016 | 12        |

Courtesy David Vincent



# TIGERS MINOR LEAGUE TRAINING STAFF



**Corey Tremble**  
Minor League  
Medical and Rehab  
Coordinator



**Manny Peña**  
Minor League Asst.  
Medical Coordinator,  
International



**Francisco Rivas**  
Minor League Strength  
and Conditioning  
Coordinator

## MINOR LEAGUE ATHLETIC TRAINERS



**Jason Schwartzman**  
Triple A Toledo



**Chris Vick**  
Double A Erie




**Cody Derby**  
Single A West Michigan




**Sean McFarland**  
Single A Lakeland



**Erick Flores**  
Complex League West



**Juan Peña**  
Complex League East



**Gabe Garcia**  
DSL Tigers1



**Allan Chase**  
DSL Tigers2

## MINOR LEAGUE STRENGTH AND CONDITIONING COACHES



**Dan Morrison**  
Triple A Toledo



**Phil Hart**  
Double A Erie



**Ryan Maedel**  
Single A West Michigan



**Dax Fiore**  
Single A Lakeland



**Andres Tarazona**  
GCL Tigers West



**Andres Rodriguez**  
GCL Tigers East



**Franklin Galvez**  
DSL Tigers1



**Luis Rodriguez**  
DSL Tigers2



**Rafael Suero**  
DSL Tigers2






**MAJOR LEAGUE SCOUTING**



**Scott Bream**  
Vice President,  
Player Personnel



**Sam Menzin**  
Director, Baseball  
Operations &  
Professional  
Scouting



**Mike Russell**  
Special Assistant  
to the GM



**Ray Crone**  
Major League  
Scout



**Jim Elliott**  
Major League  
Scout



**Joe Ferrone**  
Major League  
Scout



**P.J. Jones**  
Major League  
Scout



**Paul Mirocke**  
Major League  
Scout



**Jim Olander**  
Major League  
Scout



**Jim Rough**  
Major League  
Scout



**John Stockstill**  
Major League  
Scout



**Bruce Tanner**  
Major League  
Scout



**Josh Wilson**  
Major League  
Scout

**AMATEUR SCOUTING - ADMINISTRATION**



**Scott Pleis**  
Director,  
Amateur Scouting



**Cheryl Evans**  
Director, Minor  
League & Scouting  
Administration



**Eric Nieto**  
Assistant Director,  
Amateur Scouting



**Sam Nasci**  
Coordinator,  
Amateur Scouting  
Video

**NATIONAL CROSSCHECKERS**



**Tim Hallgren**  
National  
Crosschecker




**Steve Hinton**  
National  
Crosschecker



**James Orr**  
National  
Crosschecker



## REGIONAL CROSSCHECKERS



**Taylor Black**  
East Regional  
Crosschecker



**Tim Grieve**  
Midwest Regional  
Crosschecker




**Justin Henry**  
Central Regional  
Crosschecker



**Dave Lottsfeldt**  
West Regional  
Crosschecker

## AREA SCOUTS



**Nick Avila**  
S. FL,  
PR, Virgin Islands



**Bryson Barber**  
FL - Panhandle,  
GA, SC



**Jim Bretz**  
New England, NJ,  
NY, E. PA, E. Can.



**Darold Brown**  
N. CA, N. NV



**RJ Burgess**  
North/Central  
Florida



**Austin Cousino**  
MI, WI, OH,  
N. IN/IL, W. PA



**Dave Dangler**  
AK, ID, MT, OR, WA,  
WY, W. Can.



**Ryan Johnson**  
KS, NE, ND, SD,  
IA, MN, MO



**Joey Lothrop**  
AZ, UT, NM, CO,  
El Paso - TX



**Tim McWilliam**  
S. CA, HI



**Steve Pack**  
S. CA, S. NV



**George Schaefer**  
S. TX



**Mike Smith**  
AL, MS, LA



**Steve Taylor**  
N. TX, OK, AR



**Matt Zmuda**  
VA, MD, WV, D.C.,  
DE, PA, NC



**Harold Zonder**  
KY, TN, S. IL, S. IN

## PART-TIME SCOUTS



**German Geigel**  
PR



**Deryl Horton**  
MI



**Mark Monahan**  
MI



**Clyde Weir**  
MI



**INTERNATIONAL SCOUTING**



**Tom Moore**  
Director,  
International  
Operations



**Miguel Garcia**  
Director,  
Latin American  
Scouting



**Kevin Hooker**  
Coordinator,  
Pacific Rim  
Scouting



**Alejandro Rodriguez**  
International  
Crosschecker



**Jeff Wetherby**  
International  
Crosschecker



**Rafael Gonzalez**  
Coordinator,  
International  
Operations

**LATIN AMERICAN SCOUTING**



**Aldo Perez**  
Scouting Supervisor,  
Dominican  
Republic



**Ramon Perez**  
Special Assignment  
Scout, Dominican  
Republic



**Oliver Arias**  
Special Assignment  
Scout, Dominican  
Republic



**Edward Burgos**  
Dominican  
Republic




**Rodolfo Penalo**  
Dominican  
Republic



**Miguel Rodriguez**  
Dominican  
Republic



**Carlos Santana**  
Dominican  
Republic



**Wilfredo Crespo**  
Administrator,  
Dominican Academy



**Jimmy Ortiz**  
Administrator,  
Dominican Academy



**Jesus Mendoza**  
Scouting Supervisor,  
Venezuela




**Oscar Garcia**  
Operations  
Administrator/Scout  
Venezuela



**Raul Leiva**  
Venezuela



**Delvis Pacheco**  
Venezuela



**Jose Zambrano**  
Venezuela



**Pedro Vivas**  
Video Assistant,  
Venezuela



**Pedro Castellano**  
Mexico




**Luis Molina**  
Panama

**PACIFIC RIM SCOUTING**



**Michael Hsieh**  
Taiwan



**Kan Ikeda**  
Japan



**Ho-Kyun Im**  
Korea



# TIGERS 2020 MLB FIRST-YEAR PLAYER DRAFT

| R#  | Name              | Pos. | Ht. | Wt. | B/T | School                     |
|-----|-------------------|------|-----|-----|-----|----------------------------|
| 1   | Spencer Torkelson | 3B   | 6-1 | 220 | R/R | Arizona State University   |
| 2   | Dillon Dingler    | C    | 6-2 | 215 | R/R | Ohio State University      |
| CBB | Daniel Cabrera    | LF   | 6-1 | 195 | L/L | Louisiana State University |
| 3   | Trei Cruz         | SS   | 6-2 | 195 | S/R | Rice University            |
| 4   | Gage Workman      | 3B   | 6-4 | 200 | S/R | Arizona State University   |
| 5   | Colt Keith        | 3B   | 6-3 | 210 | L/R | Biloxi High School (MS)    |

## TIGERS MINOR LEAGUE PLAYERS

### ACEVEDO, YONEIRY MANUEL

HEIGHT: 5-10  
WEIGHT: 150

BATS: S  
THROWS: R

RECOMMENDED/SIGNED BY: Aldo Perez/Carlos Santana (Tigers)

HOW OBTAINED: Signed by the Tigers as a non-drafted free agent on July 3, 2017

### SHORTSTOP

BORN: December 4, 2000 - Santo Domingo Norte, DR  
RESIDENCE: Santo Domingo Norte, DR

### ALFONZO, ELIEZER VICENTE

HEIGHT: 5-10  
WEIGHT: 155

BATS: S  
THROWS: R

RECOMMENDED/SIGNED BY: Alejandro Rodriguez/Raul Leiva (Tigers)

HOW OBTAINED: Signed by the Tigers as a non-drafted free agent on July 4, 2016

### CATCHER

BORN: September 23, 1999 - Barcelona, VZ  
RESIDENCE: Barcelona, VZ

### AMES, NICK

HEIGHT: 6-3  
WEIGHT: 240

BATS: L  
THROWS: R

RECOMMENDED/SIGNED BY: Steve Pack (Tigers)

SCHOOL: University of Nevada, Las Vegas

HOW OBTAINED: Selected by the Tigers in the 15th round of the 2018 MLB Draft

### FIRST BASEMAN

BORN: November 25, 1996 - Tucson, AZ  
RESIDENCE: Las Vegas, NV

### APPLETON, JOSE FERNANDO

HEIGHT: 6-3  
WEIGHT: 172

BATS: R  
THROWS: R

RECOMMENDED/SIGNED BY: Ramon Perez/Miguel Rodriguez (Tigers)

HOW OBTAINED: Signed by the Tigers as a non-drafted free agent on October 22, 2014

### RIGHTHANDED PITCHER

BORN: July 2, 1997 - San Pedro de Macoris, DR  
RESIDENCE: San Pedro de Macoris, DR

### ARRIERA, GIOVANNI (GIO) E.

HEIGHT: 6-2  
WEIGHT: 220

BATS: R  
THROWS: R

RECOMMENDED/SIGNED BY: Nick Avila (Tigers)

SCHOOL: Palm Beach State Junior College (FL)

HOW OBTAINED: Selected by the Tigers in the fourth round of the 2017 MLB Draft

### RIGHTHANDED PITCHER

BORN: June 7, 1998 - Hialeah, FL  
RESIDENCE: Hialeah, FL

### BAEZ, JOEL MANUEL

HEIGHT: 6-4  
WEIGHT: 185

BATS: R  
THROWS: R

RECOMMENDED/SIGNED BY: Aldo Pérez/Rodolfo Penalo (Tigers)

HOW OBTAINED: Signed by the Tigers as a non-drafted free agent on January 15, 2021

### RIGHTHANDED PITCHER

BORN: August 19, 2002 - San Cristóbal, DR  
RESIDENCE: San Cristóbal, DR

### BASS, BRADLEY (BRAD) ALEXANDER

HEIGHT: 6-6  
WEIGHT: 250

BATS: R  
THROWS: R

RECOMMENDED/SIGNED BY: Jeff Kunkel (Tigers)

SCHOOL: University of Notre Dame

HOW OBTAINED: Selected by the Tigers in the seventh round of the 2017 MLB Draft

### RIGHTHANDED PITCHER

BORN: February 15, 1996 - Chicago, IL  
RESIDENCE: New Lenox, IL

### BASTARDO, YEREMI

HEIGHT: 5-9  
WEIGHT: 160

BATS: L  
THROWS: L

RECOMMENDED/SIGNED BY: Jesus Mendoza (Tigers)

HOW OBTAINED: Signed by the Tigers as a non-drafted free agent on March 14, 2019

### LEFTHANDED PITCHER

BORN: January 13, 2002 - Monagas, VZ  
RESIDENCE: Monagas, VZ

### BASTIDAS, ABEL JESUS

HEIGHT: 6-2  
WEIGHT: 165

BATS: S  
THROWS: R

RECOMMENDED/SIGNED BY: Jesus Mendoza (Tigers)

HOW OBTAINED: Signed by the Tigers as a non-drafted free agent on January 15, 2021

### SHORTSTOP

BORN: November 24, 2003 - Carora, VZ  
RESIDENCE: Barquisimeto, VZ

### BAUTISTA, SEBASTIÁN

HEIGHT: 6-3  
WEIGHT: 190

BATS: R  
THROWS: R

RECOMMENDED/SIGNED BY: Aldo Perez/Carlos Santana (Tigers)

HOW OBTAINED: Signed by the Tigers as a non-drafted free agent on September 6, 2019

### OUTFIELDER

BORN: May 17, 2013 - San Cristóbal, DR  
RESIDENCE: San Cristóbal, DR

# TIGERS MINOR LEAGUE PLAYERS



## BAUZA, ADOLFO ALEJANDRO

HEIGHT: 6-2  
 WEIGHT: 160  
**RECOMMENDED/SIGNED BY:** Raul Leiva/Alejandro Rodriguez (Tigers)  
**HOW OBTAINED:** Signed by the Tigers as a non-drafted free agent on July 5, 2017

**BATS:** R  
**THROWS:** R

## RIGHTHANDED PITCHER

**BORN:** September 27, 2000 - Porlamar, VZ  
**RESIDENCE:** Porlamar, VZ

## BEATTIE, MATTHEW JAMES

HEIGHT: 6-3  
 WEIGHT: 185  
**RECOMMENDED/SIGNED BY:** Kevin Hooker/Glenn Williams (Tigers)  
**HOW OBTAINED:** Signed by the Tigers as a non-drafted free agent on February 12, 2017

**BATS:** R  
**THROWS:** R

## RIGHTHANDED PITCHER

**BORN:** January 5, 1999 - Glen Waverly, AUS  
**RESIDENCE:** Glen Waverly, AUS

## BELLORIN, LUIS ELDY

HEIGHT: 5-11  
 WEIGHT: 170  
**RECOMMENDED/SIGNED BY:** Jesus Mendoza (Tigers)  
**HOW OBTAINED:** Signed by the Tigers as a non-drafted free agent on August 15, 2019

**BATS:** R  
**THROWS:** R

## RIGHTHANDED PITCHER

**BORN:** July 26, 2000 - Sucre, VZ  
**RESIDENCE:** Sucre, VZ

## BENÍTEZ, LÁZARO LESTER

HEIGHT: 6-0  
 WEIGHT: 190  
**RECOMMENDED/SIGNED BY:** Oliver Arias (Tigers)  
**HOW OBTAINED:** Signed by the Tigers as a non-drafted free agent on July 4, 2018

**BATS:** R  
**THROWS:** R

## OUTFIELDER

**BORN:** October 15, 1999 - Pinar del Rio, CU  
**RESIDENCE:** Bonao, DR

## BERGNER, AUSTIN

HEIGHT: 6-5  
 WEIGHT: 205  
**RECOMMENDED/SIGNED BY:** Taylor Black (Tigers)  
**SCHOOL:** University of North Carolina  
**HOW OBTAINED:** Selected by the Tigers in the ninth round of the 2019 MLB Draft

**BATS:** R  
**THROWS:** R

## RIGHTHANDED PITCHER

**BORN:** May 1, 1997 - Boca Raton, FL  
**RESIDENCE:** Windermere, FL

## BIENLIEN, MICHAEL JAMES

HEIGHT: 6-3  
 WEIGHT: 222  
**RECOMMENDED/SIGNED BY:** Taylor Black (Tigers)  
**SCHOOL:** North Carolina State University  
**HOW OBTAINED:** Selected by the Tigers in the 24th round of the 2019 MLB Draft

**BATS:** R  
**THROWS:** R

## RIGHTHANDED PITCHER

**BORN:** March 19, 1998 - Honolulu, HI  
**RESIDENCE:** Springfield, VA

## BLACKWOOD, NOLAN WALLACE

HEIGHT: 6-5  
 WEIGHT: 185  
**SCHOOL:** University of Memphis  
**HOW OBTAINED:** Acquired by the Tigers along with Logan Shore from Oakland as players to be named later in exchange for Mike Fiers on August 18, 2018

**BATS:** R  
**THROWS:** R

## RIGHTHANDED PITCHER

**BORN:** March 16, 1995 - Memphis, TN  
**RESIDENCE:** Southaven, MS

## BOJARSKI, ULRICH

HEIGHT: 6-3  
 WEIGHT: 190  
**RECOMMENDED/SIGNED BY:** Kevin Hooker/Glenn Williams (Tigers)  
**HOW OBTAINED:** Signed by the Tigers as a non-drafted free agent on July 27, 2016

**BATS:** R  
**THROWS:** R

## RIGHT FIELDER

**BORN:** September 15, 1998 - East London, South Africa  
**RESIDENCE:** Perth, AUS

## BOLÍVAR, JESÚS HUMBERTO

HEIGHT: 6-0  
 WEIGHT: 165  
**RECOMMENDED/SIGNED BY:** Jesus Mendoza (Tigers)  
**HOW OBTAINED:** Signed by the Tigers as a non-drafted free agent on November 22, 2018

**BATS:** R  
**THROWS:** R

## OUTFIELDER

**BORN:** March 23, 2002 - Puerto Cabello, VZ  
**RESIDENCE:** Puerto Cabello, VZ

## BOYER, JORGE LUIS

HEIGHT: 6-4  
 WEIGHT: 182  
**RECOMMENDED/SIGNED BY:** Jesus Mendoza/Oscar Garcia (Tigers)  
**HOW OBTAINED:** Signed by the Tigers as a non-drafted free agent on July 3, 2019

**BATS:** L  
**THROWS:** L

## LEFTHANDED PITCHER

**BORN:** April 15, 2003 - Miranda, VZ  
**RESIDENCE:** Miranda, VZ

## BRAVO, YDAN ENRIQUE

HEIGHT: 6-1  
 WEIGHT: 165  
**RECOMMENDED/SIGNED BY:** Jesus Mendoza (Tigers)  
**HOW OBTAINED:** Signed by the Tigers as a non-drafted free agent on July 4, 2018

**BATS:** R  
**THROWS:** R

## SHORTSTOP

**BORN:** October 14, 2001 - Maracaibo, VZ  
**RESIDENCE:** Maracaibo, VZ

## BRETE, JAISON

HEIGHT: 6-1  
 WEIGHT: 160  
**RECOMMENDED/SIGNED BY:** Aldo Perez/Miguel Rodriguez (Tigers)  
**HOW OBTAINED:** Signed by the Tigers as a Minor League free agent on January 28, 2019

**BATS:** R  
**THROWS:** R

## RIGHTHANDED PITCHER

**BORN:** April 27, 2001 - San Pedro de Macoris, DR  
**RESIDENCE:** San Pedro de Macoris, DR



# TIGERS MINOR LEAGUE PLAYERS

## BRICENO, IGNACIO DE JESUS

**HEIGHT:** 5-11  
**WEIGHT:** 155  
**RECOMMENDED/SIGNED BY:** Delvis Pacheco/Jesus Mendoza (Tigers)  
**HOW OBTAINED:** Signed by the Tigers as a non-drafted free agent on October 20, 2019

**BATS:** L  
**THROWS:** L

## LEFTHANDED PITCHER

**BORN:** June 4, 2001 - Zulia, VZ  
**RESIDENCE:** Zulia, VZ

## BRIESKE, BEAU

**HEIGHT:** 6-3  
**WEIGHT:** 200  
**RECOMMENDED/SIGNED BY:** Joey Lothrop (Tigers)  
**HOW OBTAINED:** Selected by the Tigers in the 27th round of the 2019 MLB Draft

**BATS:** R  
**THROWS:** R

## RIGHANDED PITCHER

**BORN:** April 5, 1998 - Chandler, AZ  
**RESIDENCE:** Chandler, AZ

## BURKS, MICHAEL JEREMIAH

**HEIGHT:** 6-2  
**WEIGHT:** 200  
**RECOMMENDED/SIGNED BY:** Scott Cerny (Tigers)  
**SCHOOL:** Fresno State University  
**HOW OBTAINED:** Selected by the Tigers in the eighth round of the 2018 MLB Draft

**BATS:** R  
**THROWS:** R

## SECOND BASEMAN

**BORN:** January 8, 1997 - Fairfield, CA  
**RESIDENCE:** Vacaville, CA

## CABRERA, DANIEL [DANNY] REED

**HEIGHT:** 6-1  
**WEIGHT:** 201  
**RECOMMENDED/SIGNED BY:** Mike Smith (Tigers)  
**SCHOOL:** Louisiana State University  
**HOW OBTAINED:** Selected by the Tigers in the second round of the 2020 MLB Draft

**BATS:** L  
**THROWS:** L

## OUTFIELDER

**BORN:** September 5, 1998 - New Orleans, LA  
**RESIDENCE:** Baton Rouge, LA

## CALDERÓN, CÉSAR EMILIO

**HEIGHT:** 6-2  
**WEIGHT:** 170  
**RECOMMENDED/SIGNED BY:** Aldo Perez/Carlos Santana (Tigers)  
**HOW OBTAINED:** Signed by the Tigers as a non-drafted free agent on April 25, 2019

**BATS:** R  
**THROWS:** R

## SHORTSTOP

**BORN:** November 1, 2001 - Santo Domingo, DR  
**RESIDENCE:** Santo Domingo, DR

## CALZADILLA, CRISTIAN YSLEIKER

**HEIGHT:** 5-10  
**WEIGHT:** 160  
**RECOMMENDED/SIGNED BY:** Jesus Mendoza/Oscar Garcia (Tigers)  
**HOW OBTAINED:** Signed by the Tigers as a non-drafted free agent on July 4, 2018

**BATS:** R  
**THROWS:** R

## CATCHER

**BORN:** October 17, 2001 - Caracas, VZ  
**RESIDENCE:** Miranda, VZ

## CAMPOS, ROBERTO CARLOS

**HEIGHT:** 6-3  
**WEIGHT:** 200  
**RECOMMENDED/SIGNED BY:** Oliver Arias/Aldo Perez (Tigers)  
**HOW OBTAINED:** Signed by the Tigers as a non-drafted free agent on July 2, 2019

**BATS:** R  
**THROWS:** R

## OUTFIELDER

**BORN:** June 14, 2003 - Havana, CU  
**RESIDENCE:** Juan Dolio, DR

## CAMPOS, ULICES

**HEIGHT:** 5-10  
**WEIGHT:** 185  
**RECOMMENDED/SIGNED BY:** Aldo Perez/Carlos Santana (Tigers)  
**HOW OBTAINED:** Signed by the Tigers as a non-drafted free agent on February 18, 2020

**BATS:** R  
**THROWS:** R

## RIGHANDED PITCHER

**BORN:** December 14, 2001 - Tamayo, DR  
**RESIDENCE:** Tamayo, DR

## CARLTON, DREW MICHAEL

**HEIGHT:** 6-1  
**WEIGHT:** 207  
**RECOMMENDED/SIGNED BY:** RJ Burgess (Tigers)  
**SCHOOL:** Florida State University  
**HOW OBTAINED:** Selected by the Tigers in the 32nd round of the 2017 MLB Draft

**BATS:** R  
**THROWS:** R

## RIGHANDED PITCHER

**BORN:** September 8, 1995 - Lakeland, FL  
**RESIDENCE:** Winter Haven, FL

## CARPENTER, KERRY WILLIAM

**HEIGHT:** 6-2  
**WEIGHT:** 220  
**RECOMMENDED/SIGNED BY:** Matt Zmuda (Tigers)  
**SCHOOL:** Virginia Tech  
**HOW OBTAINED:** Selected by the Tigers in the 19th round of the 2019 MLB Draft

**BATS:** L  
**THROWS:** R

## OUTFIELDER

**BORN:** September 2, 1995 - Eustis, FL  
**RESIDENCE:** Eustis, FL

## CASTILLO, RAFAEL EDUARDO

**HEIGHT:** 5-10  
**WEIGHT:** 155  
**RECOMMENDED/SIGNED BY:** Jesus Mendoza (Tigers)  
**HOW OBTAINED:** Signed by the Tigers as a non-drafted free agent on September 14, 2018

**BATS:** R  
**THROWS:** R

## INFIELDER

**BORN:** April 18, 2002 - Yaritagua, VZ  
**RESIDENCE:** Yaritagua, VZ

## CASTILLO, RAYNER RAFAEL

**HEIGHT:** 6-3  
**WEIGHT:** 180  
**RECOMMENDED/SIGNED BY:** Aldo Perez (Tigers)  
**HOW OBTAINED:** Signed by the Tigers as a non-drafted free agent on January 15, 2021

**BATS:** R  
**THROWS:** R

## RIGHANDED PITCHER

**BORN:** June 30, 2004 - Montecristi, DR  
**RESIDENCE:** Montecristi, DR

**CHACON, ESNEY RAFAEL**

HEIGHT: 6-1  
WEIGHT: 160

BATS: R  
THROWS: R

RECOMMENDED/SIGNED BY: Alejandro Rodriguez/Raul Leiva (Tigers)  
HOW OBTAINED: Signed by the Tigers as a non-drafted free agent on July 4, 2016

**OUTFIELDER**

BORN: March 17, 2000 - Puerto La Cruz, VZ  
RESIDENCE: La Asuncion, VZ

**CHALAS, RONNY**

HEIGHT: 5-10  
WEIGHT: 162

BATS: R  
THROWS: R

RECOMMENDED/SIGNED BY: Aldo Perez/Carlos Santana (Tigers)  
HOW OBTAINED: Signed by the Tigers as a non-drafted free agent on November 11, 2019

**RIGHTHANDED PITCHER**

BORN: August 19, 2002 - Samana, DR  
RESIDENCE: Santo Domingo, DR

**CHENTOUF, YASIN [YAYA]**

HEIGHT: 5-9  
WEIGHT: 170

BATS: R  
THROWS: R

RECOMMENDED/SIGNED BY: Brad Fidler (Tigers)  
SCHOOL: University of Pittsburgh  
HOW OBTAINED: Selected by the Tigers in the 36th round of the 2018 MLB Draft

**RIGHTHANDED PITCHER**

BORN: June 18, 1997 - Orlando, FL  
RESIDENCE: Coceco, FL

**COBURN, JOSHUA [JOSH] LYNN**

HEIGHT: 6-5  
WEIGHT: 195

BATS: L  
THROWS: L

RECOMMENDED/SIGNED BY: Bryson Barber (Tigers)  
SCHOOL: Kennesaw State University  
HOW OBTAINED: Selected by the Tigers in the 25th round of the 2019 MLB Draft

**LEFTHANDED PITCHER**

BORN: June 3, 1998 - Alamo, TN  
RESIDENCE: Alamo, TN

**CORDERO, JUAN ERNESTO**

HEIGHT: 6-0  
WEIGHT: 165

BATS: R  
THROWS: R

RECOMMENDED/SIGNED BY: Jesus Mendoza (Tigers)  
HOW OBTAINED: Signed by the Tigers as a non-drafted free agent on December 18, 2018

**RIGHTHANDED PITCHER**

BORN: July 24, 2002 - Acarigua, VZ  
RESIDENCE: Araure, VZ

**CORTES, MAXIMO RANDEL**

HEIGHT: 6-1  
WEIGHT: 170

BATS: R  
THROWS: R

RECOMMENDED/SIGNED BY: Ramon Perez/Carlos Santana (Tigers)  
HOW OBTAINED: Signed by the Tigers as a non-drafted free agent on August 12, 2016

**RIGHTHANDED PITCHER**

BORN: November 18, 1999 - Sanchez, DR  
RESIDENCE: Santo Domingo, DR

**COSHOW, CALE T.**

HEIGHT: 6-5  
WEIGHT: 260

BATS: R  
THROWS: R

SCHOOL: Oklahoma Christian University  
HOW OBTAINED: Signed by the Tigers as a Minor League free agent on February 17, 2021

**RIGHTHANDED PITCHER**

BORN: July 16, 1992 - Edmond, OK  
RESIDENCE: Edmond, OK

**CRUZ, ANGEL ENRIQUE**

HEIGHT: 5-11  
WEIGHT: 165

BATS: R  
THROWS: R

RECOMMENDED/SIGNED BY: Aldo Perez/Carlos Santana (Tigers)  
HOW OBTAINED: Signed by the Tigers as a non-drafted free agent on July 2, 2018

**INFIELDER**

BORN: September 17, 2001 - Fantino, DR  
RESIDENCE: Fantino, DR

**CRUZ, JESUS ANTONIO**

HEIGHT: 6-4  
WEIGHT: 185

BATS: R  
THROWS: R

RECOMMENDED/SIGNED BY: Aldo Perez/Miguel Rodriguez (Tigers)  
HOW OBTAINED: Signed by the Tigers as a non-drafted free agent on August 8, 2018

**RIGHTHANDED PITCHER**

BORN: October 8, 2000 - Moca, DR  
RESIDENCE: Moca, DR

**CRUZ, TREI JOSE**

HEIGHT: 6-2  
WEIGHT: 204

BATS: S  
THROWS: R

SCHOOL: Rice University  
RECOMMENDED/SIGNED BY: Bryce Mosier (Tigers)  
HOW OBTAINED: Selected by the Tigers in the third round of the 2020 MLB Draft

**SHORTSTOP**

BORN: July 5, 1998 - Toronto, ON, CAN  
RESIDENCE: Houston, TX

**DA SILVA, ALEXSSON JESUS**

HEIGHT: 6-2  
WEIGHT: 180

BATS: R  
THROWS: R

RECOMMENDED/SIGNED BY: Alejandro Rodriguez (Tigers)  
HOW OBTAINED: Signed by the Tigers as a non-drafted free agent on August 15, 2019

**RIGHTHANDED PITCHER**

BORN: September 2, 2002 - Miranda, VZ  
RESIDENCE: Miranda, VZ

**DAVILA, NICHOLAS [NICK]**

HEIGHT: 6-3  
WEIGHT: 204

BATS: R  
THROWS: R

SCHOOL: University of South Florida  
RECOMMENDED/SIGNED BY: R.J. Burgess (Tigers)  
HOW OBTAINED: Signed by the Tigers as a non-drafted free agent on July 7, 2020

**RIGHTHANDED PITCHER**

BORN: November 21, 1998 - Hialeah, FL  
RESIDENCE: Hialeah, FL



# TIGERS MINOR LEAGUE PLAYERS

## DE JESUS, ANGEL

HEIGHT: 6-4  
 WEIGHT: 185  
**RECOMMENDED/SIGNED BY:** Miguel Rodriguez/Ramon Perez (Tigers)  
**HOW OBTAINED:** Signed by the Tigers as a non-drafted free agent on May 10, 2016

BATS: R  
 THROWS: R

## RIGHTHANDED PITCHER

BORN: February 13, 1997 - Samana, DR  
 RESIDENCE: Samana, DR

## DE LA CRUZ, DANEURYS

HEIGHT: 5-11  
 WEIGHT: 160  
**RECOMMENDED/SIGNED BY:** Aldo Perez/Miguel Rodriguez (Tigers)  
**HOW OBTAINED:** Signed by the Tigers as a non-drafted free agent on May 26, 2018

BATS: R  
 THROWS: R

## CATCHER

BORN: April 27, 2001 - Monte Plata, DR  
 RESIDENCE: Santo Domingo, DR

## DE LA CRUZ, ISRAEL

HEIGHT: 6-0  
 WEIGHT: 162  
**RECOMMENDED/SIGNED BY:** Ramon Perez/Carlos Santana/Aldo Perez (Tigers)  
**HOW OBTAINED:** Signed by the Tigers as a non-drafted free agent on July 3, 2013

BATS: S  
 THROWS: R

## RIGHTHANDED PITCHER

BORN: June 15, 1997 - Fantino, DR  
 RESIDENCE: Los Alcarizos, DR

## DE LA CRUZ, JOSE ENRIQUE

HEIGHT: 6-0  
 WEIGHT: 190  
**RECOMMENDED/SIGNED BY:** Aldo Perez/Carlos Santana (Tigers)  
**HOW OBTAINED:** Signed by the Tigers as a non-drafted free agent on July 3, 2018

BATS: R  
 THROWS: R

## OUTFIELDER

BORN: January 3, 2002 - Fantino, DR  
 RESIDENCE: Fantino, DR

## DE LA CRUZ, SANDEL ELIAS

HEIGHT: 6-2  
 WEIGHT: 185  
**RECOMMENDED/SIGNED BY:** Ramon Perez/Miguel Rodriguez (Tigers)  
**HOW OBTAINED:** Signed by the Tigers as a non-drafted free agent on October 17, 2016

BATS: R  
 THROWS: R

## RIGHTHANDED PITCHER

BORN: August 6, 1996 - Consuelo, DR  
 RESIDENCE: Consuelo, DR

## DE LA ROSA, ERIC LUIS

HEIGHT: 6-4  
 WEIGHT: 175  
**RECOMMENDED/SIGNED BY:** Steve Pack (Tigers)  
 SCHOOL: Grossmont Junior College (CA)  
**HOW OBTAINED:** Selected by the Tigers in the seventh round of the 2018 MLB Draft

BATS: R  
 THROWS: R

## CENTER FIELDER

BORN: June 3, 1997 - San Diego, CA  
 RESIDENCE: Lemon Grove, CA

## DE LEON, JENSY JOSE

HEIGHT: 6-0  
 WEIGHT: 175  
**RECOMMENDED/SIGNED BY:** Aldo Perez/Carlos Santana (Tigers)  
**HOW OBTAINED:** Signed by the Tigers as a non-drafted free agent on January 15, 2021

BATS: R  
 THROWS: R

## INFIELDER

BORN: May 14, 2004 - La Romana, DR  
 RESIDENCE: La Romana, DR

## DE LEON, LUIS ENRIQUE

HEIGHT: 6-0  
 WEIGHT: 170  
**RECOMMENDED/SIGNED BY:** Aldo Perez/Rodolfo Penalo (Tigers)  
**HOW OBTAINED:** Signed by the Tigers as a non-drafted free agent on November 23, 2018

BATS: R  
 THROWS: R

## RIGHTHANDED PITCHER

BORN: May 22, 2000 - Barahona, DR  
 RESIDENCE: Barahona, DR

## DE LOS SANTOS, RAUDY

HEIGHT: 5-11  
 WEIGHT: 155  
**RECOMMENDED/SIGNED BY:** Aldo Perez/Rodolfo Penalo (Tigers)  
**HOW OBTAINED:** Signed by the Tigers as a non-drafted free agent on July 2, 2019

BATS: L  
 THROWS: L

## SHORTSTOP

BORN: March 18, 2003 - San Cristobal, DR  
 RESIDENCE: San Cristobal, DR

## DECASTER, ETHAN

HEIGHT: 6-4  
 WEIGHT: 209  
**RECOMMENDED/SIGNED BY:** Taylor Black (Tigers)  
 SCHOOL: Duke University  
**HOW OBTAINED:** Selected by the Tigers in the 18th round of the 2018 MLB Draft

BATS: R  
 THROWS: R

## RIGHTHANDED PITCHER

BORN: October 27, 1994 - St. Paul, MN  
 RESIDENCE: Shoreview, MN

## DEATHERAGE, ANDREW (BROCK) BROCKINGTON

HEIGHT: 6-1  
 WEIGHT: 175  
**RECOMMENDED/SIGNED BY:** Taylor Black (Tigers)  
 SCHOOL: North Carolina State University  
**HOW OBTAINED:** Selected by the Tigers in the 10th round of the 2018 MLB Draft

BATS: L  
 THROWS: L

## OUTFIELDER

BORN: September 12, 1995 - Burlington, NC  
 RESIDENCE: Gibsonville, NC

## DEL POZO, MIGUEL EDUARDO

HEIGHT: 6-1  
 WEIGHT: 180  
**HOW OBTAINED:** Selected by the Tigers as a Minor League free agent on January 4, 2021

BATS: L  
 THROWS: L

## LEFTHANDED PITCHER

BORN: October 14, 1992 - Santo Domingo, DR  
 RESIDENCE: Santo Domingo, DR



# TIGERS MINOR LEAGUE PLAYERS



## DELLINGER, JACK GORDON

**HEIGHT:** 6-6  
**WEIGHT:** 225  
**RECOMMENDED/SIGNED BY:** Matthew Zmuda (Tigers)  
**SCHOOL:** Virginia Tech  
**HOW OBTAINED:** Selected by the Tigers in the 32nd round of the 2019 MLB Draft

**BATS:** R  
**THROWS:** R

## RIGHTHANDED PITCHER

**BORN:** February 12, 1998 - Bellevue, WA  
**RESIDENCE:** Seattle, WA

## DEY, GRIFFIN

**HEIGHT:** 6-2  
**WEIGHT:** 220  
**RECOMMENDED/SIGNED BY:** Jim Bretz (Tigers)  
**SCHOOL:** Yale University  
**HOW OBTAINED:** Selected by the Tigers in the 23rd round of the 2019 MLB Draft

**BATS:** R  
**THROWS:** R

## FIRST BASEMAN

**BORN:** July 19, 1996 - Pound Ridge, NY  
**RESIDENCE:** Pound Ridge, NY

## DI MONTE, DANIELE

**HEIGHT:** 6-2  
**WEIGHT:** 187  
**RECOMMENDED/SIGNED BY:** Jeff Wetherby (Tigers)  
**HOW OBTAINED:** Signed by the Tigers as a non-drafted free agent on December 18, 2018

**BATS:** R  
**THROWS:** R

## RIGHTHANDED PITCHER

**BORN:** February 16, 2002 - Monfalcone, Italy  
**RESIDENCE:** Ronchi dei Legionari, Italy

## DÍAZ, JOSÉ AMADO

**HEIGHT:** 6-5  
**WEIGHT:** 200  
**RECOMMENDED/SIGNED BY:** Aldo Perez/Carlos Santana (Tigers)  
**HOW OBTAINED:** Signed by the Tigers as a non-drafted free agent on November 29, 2017

**BATS:** R  
**THROWS:** R

## RIGHTHANDED PITCHER

**BORN:** May 12, 2000 - Nagua, DR  
**RESIDENCE:** Nagua, DR

## DÍAZ, YIMMY ANTHONY

**HEIGHT:** 5-10  
**WEIGHT:** 155  
**RECOMMENDED/SIGNED BY:** Jesus Mendoza/Raul Leiva (Tigers)  
**HOW OBTAINED:** Signed by the Tigers as a non-drafted free agent on January 16, 2021

**BATS:** S  
**THROWS:** R

## SHORTSTOP

**BORN:** February 19, 2004 - Puerto Ordaz, VZ  
**RESIDENCE:** Puerto Cabello, VZ

## DOMINGUEZ, ANTONIO JESUS

**HEIGHT:** 5-9  
**WEIGHT:** 150  
**RECOMMENDED/SIGNED BY:** Oscar Garcia/Jesus Mendoza (Tigers)  
**HOW OBTAINED:** Signed by the Tigers as a non-drafted free agent on July 5, 2017

**BATS:** R  
**THROWS:** R

## SHORTSTOP

**BORN:** April 25, 2001 - Cua, VZ  
**RESIDENCE:** Cua, VZ

## DUGAS, DAYTON JOSEPH

**HEIGHT:** 6-3  
**WEIGHT:** 230  
**RECOMMENDED/SIGNED BY:** Ryan Johnson (Tigers)  
**SCHOOL:** Wichita State University  
**HOW OBTAINED:** Selected by the Tigers in the 16th round of the 2018 MLB Draft

**BATS:** R  
**THROWS:** R

## OUTFIELDER

**BORN:** June 9, 1997 - Lake Charles, LA  
**RESIDENCE:** Lake Charles, LA

## DUNN JR., CORDELL CORNELIUS

**HEIGHT:** 6-0  
**WEIGHT:** 190  
**RECOMMENDED/SIGNED BY:** Steve Taylor (Tigers)  
**SCHOOL:** Grayson County College  
**HOW OBTAINED:** Selected by the Tigers in the 30th round of the 2019 MLB Draft

**BATS:** R  
**THROWS:** R

## CATCHER

**BORN:** June 25, 1999 - Memphis, TN  
**RESIDENCE:** Olive Branch, MS

## ESQUERRA, TREVIN JACOB

**HEIGHT:** 6-1  
**WEIGHT:** 205  
**SCHOOL:** Loyola Marymount University  
**RECOMMENDED/SIGNED BY:** Tim McWilliam (Tigers)  
**HOW OBTAINED:** Signed by the Tigers as a non-drafted free agent on July 1, 2020

**BATS:** S  
**THROWS:** R

## INFIELDER

**BORN:** May 20, 1998 - San Diego, CA  
**RESIDENCE:** San Diego, CA

## ESTEVEZ, GEURY ANTONIO

**HEIGHT:** 6-0  
**WEIGHT:** 180  
**RECOMMENDED/SIGNED BY:** Aldo Perez/Carlos Santana (Tigers)  
**HOW OBTAINED:** Signed by the Tigers as a non-drafted free agent on July 2, 2018

**BATS:** S  
**THROWS:** R

## SHORTSTOP

**BORN:** February 20, 2002 - Santo Domingo, DR  
**RESIDENCE:** Santo Domingo, DR

## FAJARDO, RODOLFO VALENTIN

**HEIGHT:** 6-3  
**WEIGHT:** 165  
**RECOMMENDED/SIGNED BY:** Alejandro Rodriguez/Raul Leiva (Tigers)  
**HOW OBTAINED:** Signed by the Tigers as a non-drafted free agent on February 9, 2017

**BATS:** L  
**THROWS:** L

## LEFTHANDED PITCHER

**BORN:** February 17, 2000 - Anzoategui, VZ  
**RESIDENCE:** Anzoátegui, VZ

## FANA, NOMAR ALEXANDER

**HEIGHT:** 5-11  
**WEIGHT:** 185  
**RECOMMENDED/SIGNED BY:** Aldo Perez/Carlos Santana/Miguel Rodriguez (Tigers)  
**HOW OBTAINED:** Signed by the Tigers as a non-drafted free agent on February 15, 2020

**BATS:** S  
**THROWS:** R

## OUTFIELDER

**BORN:** September 28, 2002 - Santo Domingo Este, DR  
**RESIDENCE:** Santo Domingo Este, DR



# TIGERS MINOR LEAGUE PLAYERS

## FENELON, WILMER

**HEIGHT:** 6-3  
**WEIGHT:** 170  
**RECOMMENDED/SIGNED BY:** Aldo Perez/Miguel Rodriguez (Tigers)  
**HOW OBTAINED:** Signed by the Tigers as a non-drafted free agent on September 30, 2017

**BATS:** R  
**THROWS:** R

## RIGHTHANDED PITCHER

**BORN:** October 18, 2000 - Santo Domingo, DR  
**RESIDENCE:** Santo Domingo, DR

## FENELON, WILMER ANTONIO

**HEIGHT:** 6-3  
**WEIGHT:** 194  
**RECOMMENDED/SIGNED BY:** Aldo Perez/Carlos Santana (Tigers)  
**HOW OBTAINED:** Signed by the Tigers as a non-drafted free agent on July 2, 2019

**BATS:** R  
**THROWS:** R

## RIGHTHANDED PITCHER

**BORN:** June 12, 2003 - Santo Domingo Centro, DR  
**RESIDENCE:** Santo Domingo Centro, DR

## FERNANDEZ, CHAVEZ

**HEIGHT:** 6-3  
**WEIGHT:** 205  
**RECOMMENDED/SIGNED BY:** R.J. Burgess (Tigers)  
**SCHOOL:** Polk State Junior College (FL)  
**HOW OBTAINED:** Selected by the Tigers in the 35th round of the 2018 MLB Draft

**BATS:** R  
**THROWS:** R

## RIGHTHANDED PITCHER

**BORN:** July 7, 1997 - Freeport, Bahamas  
**RESIDENCE:** Freeport, Bahamas

## FIGUEROA, ADONIS

**HEIGHT:** 6-2  
**WEIGHT:** 170  
**RECOMMENDED/SIGNED BY:** Aldo Perez/Carlos Santana (Tigers)  
**HOW OBTAINED:** Signed by the Tigers as a non-drafted free agent on July 4, 2017

**BATS:** L  
**THROWS:** L

## OUTFIELDER

**BORN:** May 5, 2001 - Santo Domingo, DR  
**RESIDENCE:** Santo Domingo, DR

## FLORES, WILMER DE JESUS

**HEIGHT:** 6-4  
**WEIGHT:** 244  
**RECOMMENDED/SIGNED BY:** Joey Lothrop (Tigers)  
**SCHOOL:** Arizona Western JC  
**HOW OBTAINED:** Signed by the Tigers as a non-drafted free agent on July 8, 2020

**BATS:** R  
**THROWS:** R

## RIGHTHANDED PITCHER

**BORN:** February 20, 2001 - Valencia, VZ  
**RESIDENCE:** Southwest Ranches, FL

## FOLEY, JASON JOSEPH

**HEIGHT:** 6-4  
**WEIGHT:** 215  
**RECOMMENDED/SIGNED BY:** Jim Bretz (Tigers)  
**SCHOOL:** Sacred Heart University  
**HOW OBTAINED:** Signed by the Tigers as a non-drafted free agent on August 2, 2016

**BATS:** R  
**THROWS:** R

## RIGHTHANDED PITCHER

**BORN:** November 1, 1995 - Manhasset, NY  
**RESIDENCE:** Bellmore, NY

## FRANCISCO, ROBERTO FRANCISCO

**HEIGHT:** 6-3  
**WEIGHT:** 190  
**RECOMMENDED/SIGNED BY:** Aldo Perez/Carlos Santana (Tigers)  
**HOW OBTAINED:** Signed by the Tigers as a non-drafted free agent on December 8, 2017

**BATS:** R  
**THROWS:** R

## RIGHTHANDED PITCHER

**BORN:** March 1, 1999 - Santo Domingo, DR  
**RESIDENCE:** Santo Domingo, DR

## GARCÍA, PEDRO ISMAEL

**HEIGHT:** 6-1  
**WEIGHT:** 170  
**RECOMMENDED/SIGNED BY:** Raul Leiva/Alejandro Rodriguez (Tigers)  
**HOW OBTAINED:** Signed by the Tigers as a non-drafted free agent on July 5, 2017

**BATS:** R  
**THROWS:** R

## CATCHER

**BORN:** May 22, 2001 - Carúpano, VZ  
**RESIDENCE:** Carúpano, VZ

## GARCIA, RUBEN

**HEIGHT:** 6-4  
**WEIGHT:** 220  
**SCHOOL:** Eastern Florida State College  
**HOW OBTAINED:** Selected by the Tigers from Baltimore in the Minor League phase of the 2019 Rule 5 Draft

**BATS:** R  
**THROWS:** R

## RIGHTHANDED PITCHER

**BORN:** August 2, 1996 - Port Saint Lucie, FL  
**RESIDENCE:** Port Saint Lucie, FL

## GARDEA, DARIO EMMANUEL

**HEIGHT:** 6-2  
**WEIGHT:** 210  
**RECOMMENDED/SIGNED BY:** Alejandro Rodriguez (Tigers)  
**HOW OBTAINED:** Signed by the Tigers as a non-drafted free agent on January 11, 2018

**BATS:** R  
**THROWS:** R

## RIGHTHANDED PITCHER

**BORN:** January 29, 1999 - Chihuahua, MEX  
**RESIDENCE:** Chihuahua, MEX

## GIBSON, CAMERON (CAM) MICHAEL

**HEIGHT:** 6-1  
**WEIGHT:** 198  
**RECOMMENDED/SIGNED BY:** Tom Osowski (Tigers)  
**SCHOOL:** Michigan State University  
**HOW OBTAINED:** Selected by the Tigers in the fifth round of the 2015 MLB Draft

**BATS:** L  
**THROWS:** R

## CENTER FIELDER

**BORN:** February 12, 1994 - Grosse Pointe, MI  
**RESIDENCE:** Novi, MI

## GONZALEZ, ALVARO EMILIO

**HEIGHT:** 6-0  
**WEIGHT:** 170  
**RECOMMENDED/SIGNED BY:** Jesus Mendoza/Alejandro Rodriguez (Tigers)  
**HOW OBTAINED:** Signed by the Tigers as a non-drafted free agent on July 5, 2017

**BATS:** S  
**THROWS:** R

## SHORTSTOP

**BORN:** September 16, 2000 - Carabobo, VZ  
**RESIDENCE:** Carabobo, VZ

# TIGERS MINOR LEAGUE PLAYERS



PLAYER DEVELOPMENT & SCOUTING

## GONZALEZ, ELIEZER

**HEIGHT:** 6-1  
**WEIGHT:** 160  
**BATS:** L  
**THROWS:** L  
**RECOMMENDED/SIGNED BY:** Aldo Perez/Edward Burgos (Tigers)  
**HOW OBTAINED:** Signed by the Tigers as a non-drafted free agent on December 13, 2019

## RIGHTHANDED PITCHER

**BORN:** December 21, 2000 - San Jose de Ocoa, DR  
**RESIDENCE:** San Jose de Ocoa, DR

## GONZALEZ, YARIEL RICARLO

**HEIGHT:** 5-11  
**WEIGHT:** 195  
**BATS:** S  
**THROWS:** R  
**SCHOOL:** University of Science and Arts of Oklahoma  
**HOW OBTAINED:** Signed by the Tigers as a Minor League free agent on January 14, 2021

## SECOND BASEMAN

**BORN:** June 1, 1994 - Mayagüez, PR  
**RESIDENCE:** San Sebastian, PR

## GREEN, MAX

**HEIGHT:** 6-1  
**WEIGHT:** 175  
**BATS:** L  
**THROWS:** L  
**RECOMMENDED/SIGNED BY:** Tim McWilliam (Tigers)  
**SCHOOL:** Pepperdine University  
**HOW OBTAINED:** Selected by the Tigers in the eighth round of the 2017 MLB Draft

## LEFTHANDED PITCHER

**BORN:** May 28, 1996 - Torrance, CA  
**RESIDENCE:** Rolling Hills Estate, CA

## GUZMAN, CARLOS ALBERTO

**HEIGHT:** 6-1  
**WEIGHT:** 170  
**BATS:** R  
**THROWS:** R  
**RECOMMENDED/SIGNED BY:** Alejandro Rodriguez/Delvis Pacheco (Tigers)  
**HOW OBTAINED:** Signed by the Tigers as a non-drafted free agent on March 4, 2015

## RIGHTHANDED PITCHER

**BORN:** May 16, 1998 - Maracay, VZ  
**RESIDENCE:** Aragua, VZ

## HAMPTON, REECE

**HEIGHT:** 5-10  
**WEIGHT:** 170  
**BATS:** S  
**THROWS:** R  
**RECOMMENDED/SIGNED BY:** Taylor Black (Tigers)  
**SCHOOL:** University of North Carolina at Charlotte  
**HOW OBTAINED:** Selected by the Tigers in the 12th round of the 2018 MLB Draft

## CENTER FIELDER

**BORN:** July 19, 1996 - St. Paul, MN  
**RESIDENCE:** Charlotte, NC

## HERNANDEZ, WILKEL FERNANDO

**HEIGHT:** 6-3  
**WEIGHT:** 160  
**BATS:** R  
**THROWS:** R  
**HOW OBTAINED:** Acquired by the Tigers along with Troy Montgomery from Los Angeles (AL) in exchange for Ian Kinsler on December 13, 2017

## RIGHTHANDED PITCHER

**BORN:** April 13, 1999 - La Carlota, VZ  
**RESIDENCE:** Miranda, VZ

## HERRERA, JUAN DANIEL

**HEIGHT:** 6-3  
**WEIGHT:** 170  
**BATS:** R  
**THROWS:** R  
**RECOMMENDED/SIGNED BY:** Jesus Mendoza/Delvis Pacheco (Tigers)  
**HOW OBTAINED:** Signed by the Tigers as a non-drafted free agent on November 8, 2018

## RIGHTHANDED PITCHER

**BORN:** September 24, 2001 - Higuerote, VZ  
**RESIDENCE:** Puerto Cabello, VZ

## HERRERA, MARTIN MIGUEL

**HEIGHT:** 6-0  
**WEIGHT:** 175  
**BATS:** L  
**THROWS:** R  
**RECOMMENDED/SIGNED BY:** Alejandro Rodriguez (Tigers)  
**HOW OBTAINED:** Signed by the Tigers as a non-drafted free agent on January 11, 2018

## RIGHTHANDED PITCHER

**BORN:** September 22, 2000 - Minatitlán, MEX  
**RESIDENCE:** Minatitlán, MEX

## HILL, GARRETT

**HEIGHT:** 6-0  
**WEIGHT:** 175  
**BATS:** R  
**THROWS:** R  
**RECOMMENDED/SIGNED BY:** Steve Pack (Tigers)  
**SCHOOL:** San Diego State University  
**HOW OBTAINED:** Selected by the Tigers in the 26th round of the 2018 MLB Draft

## RIGHTHANDED PITCHER

**BORN:** January 16, 1996 - Santa Rosa, CA  
**RESIDENCE:** Petaluma, CA

## HOLTON, JAKE WARNER

**HEIGHT:** 6-0  
**WEIGHT:** 210  
**BATS:** R  
**THROWS:** R  
**RECOMMENDED/SIGNED BY:** Ryan Johnson (Tigers)  
**SCHOOL:** Creighton University  
**HOW OBTAINED:** Selected by the Tigers in the 10th round of the 2019 MLB Draft

## FIRST BASEMAN

**BORN:** March 2, 1998 - San Jose, CA  
**RESIDENCE:** Los Gatos, CA

## HOUSTON, ZACHARY (ZAC) MATTHEW

**HEIGHT:** 6-5  
**WEIGHT:** 240  
**BATS:** R  
**THROWS:** R  
**RECOMMENDED/SIGNED BY:** Justin Henry (Tigers)  
**SCHOOL:** Mississippi State University  
**HOW OBTAINED:** Selected by the Tigers in the 11th round of the 2016 MLB Draft

## RIGHTHANDED PITCHER

**BORN:** November 30, 1994 - Slidell, LA  
**RESIDENCE:** Poplarville, MS

## HURTADO, RICARDO ANDRES

**HEIGHT:** 5-10  
**WEIGHT:** 180  
**BATS:** R  
**THROWS:** R  
**RECOMMENDED/SIGNED BY:** Delvis Pacheco/Jesus Mendoza (Tigers)  
**HOW OBTAINED:** Signed by the Tigers as a non-drafted free agent on July 4, 2019

## CATCHER

**BORN:** May 23, 2003 - Carabobo, VZ  
**RESIDENCE:** Carabobo, VZ



# TIGERS MINOR LEAGUE PLAYERS

## HUTCHISON, ANDREW (DREW) SCOTT

**HEIGHT:** 6-3  
**WEIGHT:** 205  
**SCHOOL:** Lakeland Senior HS (FL)  
**HOW OBTAINED:** Signed by the Tigers as a Minor League free agent on February 27, 2021

**BATS:** L  
**THROWS:** R

## RIGHTHANDED PITCHER

**BORN:** August 22, 1990 - Lakeland, FL  
**RESIDENCE:** Tampa, FL

## IBARRA, EDGARDO GABRIEL

**HEIGHT:** 6-0  
**WEIGHT:** 160  
**RECOMMENDED/SIGNED BY:** Delvis Pacheco/Jesus Mendoza (Tigers)  
**HOW OBTAINED:** Signed by the Tigers as a non-drafted free agent on July 4, 2019

**BATS:** L  
**THROWS:** L

## LEFTHANDED PITCHER

**BORN:** June 2, 2003 - Carabobo, VZ  
**RESIDENCE:** Carabobo, VZ

## IRIGROYEN, CARLOS EDUARDO

**HEIGHT:** 6-2  
**WEIGHT:** 165  
**RECOMMENDED/SIGNED BY:** Delvis Pacheco/Alejandro Rodriguez (Tigers)  
**HOW OBTAINED:** Signed by the Tigers as a non-drafted free agent on July 5, 2017

**BATS:** R  
**THROWS:** R

## INFIELDER

**BORN:** March 21, 2001 - Carabobo, VZ  
**RESIDENCE:** Carabobo, VZ

## JAVIER, XAVIER

**HEIGHT:** 6-4  
**WEIGHT:** 174  
**RECOMMENDED/SIGNED BY:** Ramon Perez/Carlos Santana (Tigers)  
**HOW OBTAINED:** Signed by the Tigers as a non-drafted free agent on October 31, 2014

**BATS:** R  
**THROWS:** R

## RIGHTHANDED PITCHER

**BORN:** February 9, 1998 - Santo Domingo, DR  
**RESIDENCE:** Santo Domingo, DR

## JIMÉNEZ, FRANCISCO ALBERTO

**HEIGHT:** 6-2  
**WEIGHT:** 194  
**RECOMMENDED/SIGNED BY:** Aldo Perez/Alejandro Rodriguez (Tigers)  
**HOW OBTAINED:** Signed by the Tigers as a non-drafted free agent on December 8, 2017

**BATS:** R  
**THROWS:** R

## RIGHTHANDED PITCHER

**BORN:** March 23, 1999 - La Romana, DR  
**RESIDENCE:** La Romana, DR

## JIMÉNEZ, JEREMY JOSE

**HEIGHT:** 6-3  
**WEIGHT:** 185  
**RECOMMENDED/SIGNED BY:** Jesus Mendoza/Delvis Pacheco (Tigers)  
**HOW OBTAINED:** Signed by the Tigers as a non-drafted free agent on December 12, 2017

**BATS:** R  
**THROWS:** R

## CATCHER

**BORN:** March 3, 2001 - Turmero, VZ  
**RESIDENCE:** Turmero, VZ

## JIMÉNEZ, MARCO ANTONIO

**HEIGHT:** 6-0  
**WEIGHT:** 165  
**RECOMMENDED/SIGNED BY:** Ramon Perez/Aldo Perez (Tigers)  
**HOW OBTAINED:** Signed by the Tigers as a non-drafted free agent on September 30, 2016

**BATS:** R  
**THROWS:** R

## RIGHTHANDED PITCHER

**BORN:** December 6, 1999 - San Francisco De Macoris, DR  
**RESIDENCE:** San Francisco De Macoris, DR

## JOHNSON, COOPER

**HEIGHT:** 6-0  
**WEIGHT:** 215  
**RECOMMENDED/SIGNED BY:** Mike Smith (Tigers)  
**SCHOOL:** University of Mississippi  
**HOW OBTAINED:** Selected by the Tigers in the sixth round of the 2019 MLB Draft

**BATS:** R  
**THROWS:** R

## CATCHER

**BORN:** April 25, 1998 - Los Angeles, CA  
**RESIDENCE:** Mundelein, IL

## JOYCE, COREY AUSTIN

**HEIGHT:** 6-1  
**WEIGHT:** 190  
**RECOMMENDED/SIGNED BY:** Taylor Black (Tigers)  
**SCHOOL:** North Carolina Central University  
**HOW OBTAINED:** Selected by the Tigers in the 12th round of the 2019 MLB Draft

**BATS:** R  
**THROWS:** R

## SHORTSTOP

**BORN:** August 19, 1998 - Lexington, NC  
**RESIDENCE:** Lexington, NC

## KEITH, COLTEN (COLT) THOMAS

**HEIGHT:** 6-3  
**WEIGHT:** 211  
**RECOMMENDED/SIGNED BY:** Mike Smith (Tigers)  
**SCHOOL:** Biloxi HS (MS)  
**HOW OBTAINED:** Selected by the Tigers in the fifth round of the 2020 MLB Draft

**BATS:** L  
**THROWS:** R

## THIRD BASEMAN

**BORN:** August 14, 2001 - Zanesville, OH  
**RESIDENCE:** Biloxi, MS

## KENLEY, JACK SPRINGER

**HEIGHT:** 6-0  
**WEIGHT:** 185  
**RECOMMENDED/SIGNED BY:** Steve Taylor (Tigers)  
**SCHOOL:** University of Arkansas  
**HOW OBTAINED:** Selected by the Tigers in the eighth round of the 2019 MLB Draft

**BATS:** L  
**THROWS:** R

## SHORTSTOP

**BORN:** October 8, 1997 - Germantown, TN  
**RESIDENCE:** Germantown, TN

## KERR, JAMES (JIMMY) F.

**HEIGHT:** 6-2  
**WEIGHT:** 205  
**RECOMMENDED/SIGNED BY:** Jeff Kunkel (Tigers)  
**SCHOOL:** University of Michigan  
**HOW OBTAINED:** Selected by the Tigers in the 33rd round of the 2019 MLB Draft

**BATS:** L  
**THROWS:** R

## THIRD BASEMAN

**BORN:** March 21, 1997 - Scottsdale, AZ  
**RESIDENCE:** Dallas, TX

# TIGERS MINOR LEAGUE PLAYERS



## KESSLER, SAMUEL (SAM) LOUIS

**HEIGHT:** 6-1  
**WEIGHT:** 192  
**RECOMMENDED/SIGNED BY:** Matt Zmuda (Tigers)  
**SCHOOL:** West Virginia University  
**HOW OBTAINED:** Selected by the Tigers in the 34th round of the 2019 MLB Draft

## RIGHTHANDED PITCHER

**BATS:** R  
**THROWS:** R  
**BORN:** December 16, 1997 - New York, NY  
**RESIDENCE:** Mount Sinai, NY

## KING, CARSON DANIEL

**HEIGHT:** 6-2  
**WEIGHT:** 205  
**SCHOOL:** College of Central Florida  
**RECOMMENDED/SIGNED BY:** R.J. Burgess (Tigers)  
**HOW OBTAINED:** Signed by the Tigers as a non-drafted free agent on June 30, 2020

## RIGHTHANDED PITCHER

**BATS:** R  
**THROWS:** R  
**BORN:** December 5, 1999 - Lewistown, PA  
**RESIDENCE:** Reedsville, PA

## KING, JOSE MANUEL

**HEIGHT:** 6-0  
**WEIGHT:** 160  
**HOW OBTAINED:** Acquired by the Tigers along with Sergio Alcántara and Davel Lugo from Arizona in exchange for J.D. Martinez on July 18, 2017.

## SHORTSTOP

**BATS:** L  
**THROWS:** R  
**BORN:** January 16, 1999 - La Romana, DR  
**RESIDENCE:** La Romana, DR

## KIRBY, CHANCE WESLEY

**HEIGHT:** 5-11  
**WEIGHT:** 195  
**RECOMMENDED/SIGNED BY:** Matt Lea (Tigers)  
**SCHOOL:** University of Texas at San Antonio  
**HOW OBTAINED:** Selected by the Tigers in the 25th round of the 2018 MLB Draft

## RIGHTHANDED PITCHER

**BORN:** July 19, 1995 - Austin, TX  
**RESIDENCE:** San Antonio, TX

## KREIDLER, RYAN

**HEIGHT:** 6-4  
**WEIGHT:** 208  
**RECOMMENDED/SIGNED BY:** Tim McWilliam (Tigers)  
**SCHOOL:** UCLA  
**HOW OBTAINED:** Selected by the Tigers in the fourth round of the 2019 MLB Draft

## SHORTSTOP

**BATS:** R  
**THROWS:** R  
**BORN:** November 12, 1997 - Davis, CA  
**RESIDENCE:** Davis, CA

## LUDWIG, ADAM JOSEPH (A.J.)

**HEIGHT:** 6-5  
**WEIGHT:** 216  
**RECOMMENDED/SIGNED BY:** Chris Wimmer (Tigers)  
**SCHOOL:** Wichita State University  
**HOW OBTAINED:** Selected by the Tigers in the 11th round of the 2014 MLB Draft

## RIGHTHANDED PITCHER

**BORN:** December 24, 1992 - Omaha, NE  
**RESIDENCE:** Omaha, NE

## LANDAETA, ABRAHAM JESUS

**HEIGHT:** 6-2  
**WEIGHT:** 175  
**RECOMMENDED/SIGNED BY:** Jesús Mendoza/Delvis Pacheco/Oscar García/Raúl Leiva (Tigers)  
**HOW OBTAINED:** Signed by the Tigers as a non-drafted free agent on July 2, 2019

## RIGHTHANDED PITCHER

**BORN:** November 29, 2000 - Ocumare del Tuy, VZ  
**RESIDENCE:** Ocumare del Tuy, VZ

## LANGWORTHY, AUSTIN BLAKE

**HEIGHT:** 5-10  
**WEIGHT:** 200  
**RECOMMENDED/SIGNED BY:** R.J. Burgess (Tigers)  
**SCHOOL:** University of Florida  
**HOW OBTAINED:** Signed by the Tigers as a non-drafted free agent on June 30, 2020

## OUTFIELDER

**BORN:** September 8, 1997 - Gainesville, FL  
**RESIDENCE:** Williston, FL

## LAURENCIO, LUIS

**HEIGHT:** 6-2  
**WEIGHT:** 235  
**RECOMMENDED/SIGNED BY:** Ramon Perez/Carlos Santana (Tigers)  
**HOW OBTAINED:** Signed by the Tigers as a non-drafted free agent on July 2, 2015

## FIRST BASEMAN

**BORN:** October 6, 1998 - Santo Domingo, DR  
**RESIDENCE:** Santo Domingo, DR

## LEITER JR., MARK

**HEIGHT:** 6-0  
**WEIGHT:** 195  
**SCHOOL:** New Jersey Institute of Technology  
**HOW OBTAINED:** Signed by the Tigers as a Minor League free agent on March 2, 2021

## RIGHTHANDED PITCHER

**BORN:** March 13, 1991 - Ft. Lauderdale, FL  
**RESIDENCE:** Manahawkin, NJ

## LEÓN, ANDRI MOISES

**HEIGHT:** 6-0  
**WEIGHT:** 150  
**RECOMMENDED/SIGNED BY:** Aldo Pérez/Miguel Rodríguez (Tigers)  
**HOW OBTAINED:** Signed by the Tigers as a non-drafted free agent on January 25, 2019

## OUTFIELDER

**BORN:** February 28, 2003 - Puerto La Cruz, VZ  
**RESIDENCE:** Puerto La Cruz, VZ

## LEONARDO, IVERSON ANTONIO

**HEIGHT:** 6-0  
**WEIGHT:** 173  
**RECOMMENDED/SIGNED BY:** Aldo Perez/Carlos Santana (Tigers)  
**HOW OBTAINED:** Signed by the Tigers as a non-drafted free agent on September 1, 2017

## OUTFIELDER

**BORN:** August 21, 2001 - La Romana, DR  
**RESIDENCE:** La Romana, DR



# TIGERS MINOR LEAGUE PLAYERS

## LESCHER, BILLY

HEIGHT: 6-4  
WEIGHT: 215  
RECOMMENDED/SIGNED BY: Brad Fidler (Tigers)  
SCHOOL: University of Pennsylvania  
HOW OBTAINED: Selected by the Tigers in the 17th round of the 2017 MLB Draft

BATS: R  
THROWS: R

## RIGHTHANDED PITCHER

BORN: September 17, 1995 - Alexandria, VA  
RESIDENCE: Jacksonville, FL

## LESTER, JOSHUA (JOSH) BENJAMIN

HEIGHT: 6-3  
WEIGHT: 225  
RECOMMENDED/SIGNED BY: Marty Miller (Tigers)  
SCHOOL: University of Missouri  
HOW OBTAINED: Selected by the Tigers in the 13th round of the 2015 MLB Draft

BATS: L  
THROWS: R

## THIRD BASEMAN

BORN: July 17, 1994 - Columbus, GA  
RESIDENCE: Columbus, GA

## LINIAK, KINGSTON NOLAN

HEIGHT: 6-2  
WEIGHT: 170  
RECOMMENDED/SIGNED BY: Steve Pack (Tigers)  
SCHOOL: Mission Hills High School (CA)  
HOW OBTAINED: Selected by the Tigers in the fourth round of the 2018 MLB Draft

BATS: R  
THROWS: R

## CENTER FIELDER

BORN: November 11, 1999 - La Jolla, CA  
RESIDENCE: San Marcos, CA

## LIPCIUS, ANDRE MARTINAS

HEIGHT: 6-1  
WEIGHT: 190  
RECOMMENDED/SIGNED BY: Harold Zonder (Tigers)  
SCHOOL: University of Tennessee  
HOW OBTAINED: Selected by the Tigers in the third round of the 2019 MLB Draft

BATS: R  
THROWS: R

## THIRD BASEMAN

BORN: May 22, 1998 - Annapolis, MD  
RESIDENCE: Williamsburg, VA

## LOPEZ, ABELALDO

HEIGHT: 6-1  
WEIGHT: 160  
RECOMMENDED/SIGNED BY: Aldo Pérez/Carlos Santana (Tigers)  
HOW OBTAINED: Signed by the Tigers as a non-drafted free agent on July 2, 2019

BATS: R  
THROWS: R

## OUTFIELDER

BORN: September 5, 2002 - Santo Domingo, DR  
RESIDENCE: Santo Domingo, DR

## LOPEZ, LUIS ENRIQUE

HEIGHT: 5-11  
WEIGHT: 170  
RECOMMENDED/SIGNED BY: Jesus Mendoza (Tigers)  
HOW OBTAINED: Signed by the Tigers as a non-drafted free agent on April 24, 2019

BATS: R  
THROWS: R

## RIGHTHANDED PITCHER

BORN: December 1, 2000 - Barquisimeto, VZ  
RESIDENCE: Barquisimeto, VZ

## MACHADO, JESUS ALEJANDRO

HEIGHT: 5-10  
WEIGHT: 152  
RECOMMENDED/SIGNED BY: Oscar García/Jesús Mendoza (Tigers)  
HOW OBTAINED: Signed by the Tigers as a non-drafted free agent on July 3, 2019

BATS: R  
THROWS: R

## INFIELDER

BORN: March 24, 2003 - Caracas, VZ  
RESIDENCE: Caracas, VZ

## MACLAREN, COLE ALEXANDER

HEIGHT: 5-10  
WEIGHT: 190  
RECOMMENDED/SIGNED BY: Matt Zmuda (Tigers)  
SCHOOL: University of Pittsburgh  
HOW OBTAINED: Signed by the Tigers as a non-drafted free agent on June 21, 2019

BATS: R  
THROWS: R

## CATCHER

BORN: June 10, 1997 - Charlottetown, CAN  
RESIDENCE: Pittsburgh, PA

## MAGNO, ANDREW GASPAR

HEIGHT: 5-11  
WEIGHT: 190  
RECOMMENDED/SIGNED BY: Jeff Kunkel (Tigers)  
SCHOOL: Ohio State University  
HOW OBTAINED: Selected by the Tigers in the 15th round of the 2019 MLB Draft

BATS: R  
THROWS: L

## LEFTHANDED PITCHER

BORN: April 30, 1998 - Dublin, OH  
RESIDENCE: Dublin, OH

## MARCANO, CARLOS DAVID

HEIGHT: 6-2  
WEIGHT: 150  
RECOMMENDED/SIGNED BY: Jesus Mendoza/Raul Leiva (Tigers)  
HOW OBTAINED: Signed by the Tigers as a non-drafted free agent on January 25, 2021

BATS: R  
THROWS: R

## RIGHTHANDED PITCHER

BORN: July 8, 2003 - Maturín, VZ  
RESIDENCE: Maturín, VZ

## MARÍN, JAIME JESUS

HEIGHT: 5-11  
WEIGHT: 198  
RECOMMENDED/SIGNED BY: Jesus Mendoza (Tigers)  
HOW OBTAINED: Signed by the Tigers as a non-drafted free agent on April 24, 2019

BATS: R  
THROWS: R

## RIGHTHANDED PITCHER

BORN: December 25, 2000 - Maracaibo, VZ  
RESIDENCE: Maracaibo, VZ

## MARKET, BRADLEY (BRAD) STEPHEN

HEIGHT: 5-10  
WEIGHT: 185  
SCHOOL: Virginia Tech  
HOW OBTAINED: Signed by the Tigers as a Minor League free agent on February 8, 2021

BATS: R  
THROWS: R

## RIGHTHANDED PITCHER

BORN: March 3, 1992 - Baltimore, MD  
RESIDENCE: Bel Air, MD

# TIGERS MINOR LEAGUE PLAYERS



## MARTINEZ, DANY RAFAEL

**HEIGHT:** 5-11  
**WEIGHT:** 170  
**BATS:** R  
**THROWS:** R  
**RECOMMENDED/SIGNED BY:** Aldo Pérez/Carlos Santana (Tigers)  
**HOW OBTAINED:** Signed by the Tigers as a non-drafted free agent on July 2, 2019

## CATCHER

**BORN:** June 30, 2003 - Santo Domingo, DR  
**RESIDENCE:** Santo Domingo, DR

## MARTÍNEZ, HENRY

**HEIGHT:** 6-1  
**WEIGHT:** 175  
**BATS:** R  
**THROWS:** R  
**HOW OBTAINED:** Signed by the Tigers as a Minor League free agent on December 29, 2020

## RIGHTHANDED PITCHER

**BORN:** April 27, 1994 - Cabral, DR  
**RESIDENCE:** Santo Domingo Este, DR

## MARTÍNEZ, JOSÉ JESUS

**HEIGHT:** 6-2  
**WEIGHT:** 170  
**BATS:** R  
**THROWS:** R  
**RECOMMENDED/SIGNED BY:** Jesus Mendoza/Raul Leiva (Tigers)  
**HOW OBTAINED:** Signed by the Tigers as a non-drafted free agent on January 22, 2021

## RIGHTHANDED PITCHER

**BORN:** August 27, 2002 - Barcelona, VZ  
**RESIDENCE:** Puerto La Cruz, VZ

## MARTINEZ JR., PEDRO PABLO

**HEIGHT:** 6-2  
**WEIGHT:** 185  
**BATS:** R  
**THROWS:** R  
**RECOMMENDED/SIGNED BY:** Aldo Perez/Carlos Santana (Tigers)  
**HOW OBTAINED:** Signed by the Tigers as a non-drafted free agent on September 26, 2017

## THIRD BASEMAN

**BORN:** August 30, 2000 - Santo Domingo, DR  
**RESIDENCE:** Santo Domingo, DR

## MAULONI, CHRISTOPHER (CHRIS) ANTHONY

**HEIGHT:** 6-2  
**WEIGHT:** 207  
**BATS:** L  
**THROWS:** R  
**SCHOOL:** Jacksonville University  
**RECOMMENDED/SIGNED BY:** R.J. Burgess (Tigers)  
**HOW OBTAINED:** Signed by the Tigers as a non-drafted free agent on July 7, 2020

## RIGHTHANDED PITCHER

**BORN:** June 16, 1998 - Jacksonville, FL  
**RESIDENCE:** Orange Park, FL

## MCKAY, DAVID ARMSTRONG

**HEIGHT:** 6-3  
**WEIGHT:** 205  
**BATS:** R  
**THROWS:** R  
**SCHOOL:** Florida Atlantic University  
**HOW OBTAINED:** Claimed off waivers by the Tigers from Seattle on August 6, 2019

## RIGHTHANDED PITCHER

**BORN:** March 31, 1995 - Melbourne, FL  
**RESIDENCE:** Satellite Beach, FL

## MCMILLAN, SAMUEL (SAM) P.

**HEIGHT:** 5-10  
**WEIGHT:** 165  
**BATS:** R  
**THROWS:** R  
**RECOMMENDED/SIGNED BY:** Rj Burgess (Tigers)  
**SCHOOL:** Suwannee High School (FL)  
**HOW OBTAINED:** Selected by the Tigers in the fifth round of the 2017 MLB Draft

## CATCHER

**BORN:** December 1, 1998 - Gainesville, FL  
**RESIDENCE:** Live Oak, FL

## MEADOWS, PARKER KEITH

**HEIGHT:** 6-5  
**WEIGHT:** 185  
**BATS:** L  
**THROWS:** R  
**RECOMMENDED/SIGNED BY:** Bryson Barber (Tigers)  
**SCHOOL:** Grayson High School (GA)  
**HOW OBTAINED:** Selected by the Tigers in the second round of the 2018 MLB Draft

## CENTER FIELDER

**BORN:** November 2, 1999 - Snellville, GA  
**RESIDENCE:** Winter Springs, FL

## MELLENDEZ, ANDERSON JOSE

**HEIGHT:** 6-1  
**WEIGHT:** 170  
**BATS:** R  
**THROWS:** R  
**RECOMMENDED/SIGNED BY:** Jesús Mendoza (Tigers)  
**HOW OBTAINED:** Signed by the Tigers as a non-drafted free agent on December 12, 2019

## RIGHTHANDED PITCHER

**BORN:** October 12, 2002 - Barquisimeto, VZ  
**RESIDENCE:** Barquisimeto, VZ

## MENDOZA, CARLOS EDUARDO

**HEIGHT:** 5-9  
**WEIGHT:** 165  
**BATS:** L  
**THROWS:** R  
**RECOMMENDED/SIGNED BY:** Miguel Garcia/Jesus Mendoza/Rafael Gonzalez (Tigers)  
**HOW OBTAINED:** Signed by the Tigers as a non-drafted free agent on March 6, 2019

## INFIELDER

**BORN:** December 14, 1999 - Miami, FL  
**RESIDENCE:** Ciudad Bolívar, VZ

## MOJICA, JIMMY WANDER

**HEIGHT:** 6-0  
**WEIGHT:** 175  
**BATS:** R  
**THROWS:** R  
**RECOMMENDED/SIGNED BY:** Ramon Perez/Carlos Santana (Tigers)  
**HOW OBTAINED:** Signed by the Tigers as a non-drafted free agent on July 6, 2016

## OUTFIELDER

**BORN:** May 4, 2000 - Santo Domingo, DR  
**RESIDENCE:** Santo Domingo, DR

## MONTERO, KEIDER EDUARDO

**HEIGHT:** 6-1  
**WEIGHT:** 213  
**BATS:** R  
**THROWS:** R  
**RECOMMENDED/SIGNED BY:** Alejandro Rodriguez/Delvis Pacheco (Tigers)  
**HOW OBTAINED:** Signed by the Tigers as a non-drafted free agent on August 25, 2016

## RIGHTHANDED PITCHER

**BORN:** July 6, 2000 - Santa Teresa del Tuy, VZ  
**RESIDENCE:** Santa Teresa del Tuy, VZ



# TIGERS MINOR LEAGUE PLAYERS

## MOORE, ANDREW GEORGE

**HEIGHT:** 6-0  
**WEIGHT:** 185  
**SCHOOL:** Oregon State University  
**HOW OBTAINED:** Signed by the Tigers as a Minor League free agent on January 20, 2021

**BATS:** R  
**THROWS:** R

## RIGHTHANDED PITCHER

**BORN:** June 2, 1994 - Springfield, OR  
**RESIDENCE:** The Colony, TX

## MORENO, WILLIANDER

**HEIGHT:** 6-0  
**WEIGHT:** 160  
**RECOMMENDED/SIGNED BY:** Jesus Mendoza/Delvis Pacheco (Tigers)  
**HOW OBTAINED:** Signed by the Tigers as a non-drafted free agent on January 12, 2018

**BATS:** R  
**THROWS:** R

## RIGHTHANDED PITCHER

**BORN:** March 13, 1999 - Distrito Girardot, VZ  
**RESIDENCE:** Maracay, VZ

## MORGAN, JOSEPH (JOEY) TYLER

**HEIGHT:** 6-0  
**WEIGHT:** 185  
**RECOMMENDED/SIGNED BY:** Dave Dangler (Tigers)  
**SCHOOL:** University of Washington  
**HOW OBTAINED:** Selected by the Tigers in the third round of the 2017 MLB Draft

**BATS:** R  
**THROWS:** R

## CATCHER

**BORN:** August 26, 1996 - Santa Cruz, CA  
**RESIDENCE:** Sumner, WA

## MYERS, DANE MICHAEL

**HEIGHT:** 6-2  
**WEIGHT:** 205  
**RECOMMENDED/SIGNED BY:** Matt Lea (Tigers)  
**SCHOOL:** Rice University  
**HOW OBTAINED:** Selected by the Tigers in the sixth round of the 2017 MLB Draft

**BATS:** R  
**THROWS:** R

## THIRD BASEMAN

**BORN:** March 8, 1996 - Columbus, TX  
**RESIDENCE:** Katy, TX

## NAVIGATO, ANDREW STEVEN

**HEIGHT:** 5-11  
**WEIGHT:** 188  
**RECOMMENDED/SIGNED BY:** Steve Taylor (Tigers)  
**SCHOOL:** Oklahoma State University  
**HOW OBTAINED:** Selected by the Tigers in the 20th round of the 2019 MLB Draft

**BATS:** R  
**THROWS:** R

## SHORTSTOP

**BORN:** May 28, 1998 - Riverside, CA  
**RESIDENCE:** Katy, TX

## NAVILHON, JOSEPH (JOE) CHARLES

**HEIGHT:** 6-0  
**WEIGHT:** 205  
**RECOMMENDED/SIGNED BY:** Tim McWilliam (Tigers)  
**SCHOOL:** University of Southern California  
**HOW OBTAINED:** Selected by the Tigers in the 21st round of the 2016 MLB Draft

**BATS:** R  
**THROWS:** R

## RIGHTHANDED PITCHER

**BORN:** July 13, 1993 - Santa Clara, CA  
**RESIDENCE:** Brentwood, CA

## NVAR, KEVIN ALEXANDER

**HEIGHT:** 5-10  
**WEIGHT:** 170  
**RECOMMENDED/SIGNED BY:** Aldo Perez/Carlos Santana (Tigers)  
**HOW OBTAINED:** Signed by the Tigers as a non-drafted free agent on July 3, 2017

**BATS:** R  
**THROWS:** R

## SHORTSTOP

**BORN:** September 28, 2000 - Bronx, NY  
**RESIDENCE:** Santo Domingo, DR

## NÚÑEZ, HENDRY YOHAN

**HEIGHT:** 6-4  
**WEIGHT:** 180  
**RECOMMENDED/SIGNED BY:** Aldo Perez/Carlos Santana (Tigers)  
**HOW OBTAINED:** Signed by the Tigers as a non-drafted free agent on July 17, 2017

**BATS:** R  
**THROWS:** R

## RIGHTHANDED PITCHER

**BORN:** July 22, 1999 - Santo Domingo, DR  
**RESIDENCE:** Santo Domingo, DR

## OCHOA, JOSE MIGUEL

**HEIGHT:** 5-9  
**WEIGHT:** 162  
**RECOMMENDED/SIGNED BY:** Jesús Mendoza (Tigers)  
**HOW OBTAINED:** Signed by the Tigers as a non-drafted free agent on July 25, 2019

**BATS:** R  
**THROWS:** R

## OUTFIELDER

**BORN:** July 25, 2003 - El Tigre, VZ  
**RESIDENCE:** San Diego, VZ

## O'LOUGHLIN, JACK TE HAKI

**HEIGHT:** 6-5  
**WEIGHT:** 210  
**RECOMMENDED/SIGNED BY:** Kevin Hooker/Glenn Williams (Tigers)  
**HOW OBTAINED:** Signed by the Tigers as a non-drafted free agent on July 16, 2016

**BATS:** L  
**THROWS:** L

## LEFTANDED PITCHER

**BORN:** March 14, 2000 - Adelaide, AUS  
**RESIDENCE:** Adelaide, AUS

## OLIVAS, MARTIN

**HEIGHT:** 6-1  
**WEIGHT:** 170  
**RECOMMENDED/SIGNED BY:** Alejandro Rodriguez (Tigers)  
**HOW OBTAINED:** Signed by the Tigers as a non-drafted free agent on July 25, 2017

**BATS:** R  
**THROWS:** R

## INFIELDER

**BORN:** July 25, 2001 - Baja California, MEX  
**RESIDENCE:** Baja California, MEX

## PACKARD, BRYANT THOMAS

**HEIGHT:** 6-3  
**WEIGHT:** 200  
**RECOMMENDED/SIGNED BY:** Taylor Black (Tigers)  
**SCHOOL:** East Carolina University  
**HOW OBTAINED:** Selected by the Tigers in the fifth round of the 2019 MLB Draft

**BATS:** L  
**THROWS:** R

## LEFTFIELDER

**BORN:** October 6, 1997 - Seattle, WA  
**RESIDENCE:** Greenville, NC



# TIGERS MINOR LEAGUE PLAYERS



## PAYANO, PEDRO JULIO

HEIGHT: 6-2 BATS: R  
WEIGHT: 170 THROWS: R

HOW OBTAINED: Signed by the Tigers as a Minor League free agent on February 8, 2021

## RIGHTHANDED PITCHER

BORN: September 27, 1994 - New York, NY  
RESIDENCE: San Francisco de Macoris, DR

## PELEGRÍN, CARLOS EMILIO

HEIGHT: 6-2 BATS: R  
WEIGHT: 180 THROWS: R

RECOMMENDED/SIGNED BY: Aldo Perez / Oliver Arias (Tigers)

HOW OBTAINED: Signed by the Tigers as a non-drafted free agent on January 15, 2021

## OUTFIELDER

BORN: June 21, 2000 - Pinar del Río, CU  
RESIDENCE: Nizao, DR

## PENA, CARLOS MANUEL

HEIGHT: 5-11 BATS: L  
WEIGHT: 160 THROWS: L

RECOMMENDED/SIGNED BY: Aldo Perez (Tigers)

HOW OBTAINED: Signed by the Tigers as a non-drafted free agent on March 6, 2019

## LEFTHANDED PITCHER

BORN: September 7, 1998 - Santiago, DR  
RESIDENCE: Hato Mayor, DR

## PERAZA, JOSE GREGORIO

HEIGHT: 5-11 BATS: R  
WEIGHT: 160 THROWS: R

RECOMMENDED/SIGNED BY: Jesus Mendoza/Delvis Pacheco (Tigers)

HOW OBTAINED: Signed by the Tigers as a non-drafted free agent on July 4, 2018

## RIGHTHANDED PITCHER

BORN: October 29, 2001 - Maracay, VZ  
RESIDENCE: Turmero, VZ

## PEREA, RANDY STIVEN

HEIGHT: 5-11 BATS: R  
WEIGHT: 150 THROWS: R

RECOMMENDED/SIGNED BY: Alejandro Rodriguez/Luis Molina (Tigers)

HOW OBTAINED: Signed by the Tigers as a non-drafted free agent on January 20, 2021

## OUTFIELDER

BORN: January 21, 2004 - Cali, COL  
RESIDENCE: Cali, COL

## PEREZ, CLEIVERTH LEONARDO

HEIGHT: 5-11 BATS: L  
WEIGHT: 167 THROWS: L

RECOMMENDED/SIGNED BY: Alejandro Rodriguez/Jesus Mendoza (Tigers)

HOW OBTAINED: Signed by the Tigers as a non-drafted free agent on July 6, 2016

## LEFTHANDED PITCHER

BORN: February 5, 2000 - Barquisimeto, VZ  
RESIDENCE: Barquisimeto, VZ

## PEREZ, WENCEEL XAVIER

HEIGHT: 5-11 BATS: S  
WEIGHT: 170 THROWS: R

RECOMMENDED/SIGNED BY: Ramon Perez/Carlos Santana (Tigers)

HOW OBTAINED: Signed by the Tigers as a non-drafted free agent on July 2, 2016

## SHORTSTOP

BORN: October 30, 1999 - Azua, DR  
RESIDENCE: Azua, DR

## PEREZ, YERJENI

HEIGHT: 6-1 BATS: R  
WEIGHT: 165 THROWS: R

RECOMMENDED/SIGNED BY: Ramon Perez/Aldo Perez (Tigers)

HOW OBTAINED: Signed by the Tigers as a non-drafted free agent on July 4, 2016

## SHORTSTOP

BORN: February 6, 2000 - Santiago, DR  
RESIDENCE: Santiago, DR

## PÉREZ, YUNIOR ANTONIO

HEIGHT: 6-4 BATS: R  
WEIGHT: 190 THROWS: R

HOW OBTAINED: Selected by the Tigers from Chicago (NL) in the Minor League phase of the 2020 Rule 5 Draft

## RIGHTHANDED PITCHER

BORN: December 19, 1998 - Baní, DR  
RESIDENCE: Bani, DR

## PERRY, CONNOR MICHAEL

HEIGHT: 5-11 BATS: L  
WEIGHT: 185 THROWS: L

RECOMMENDED/SIGNED BY: Matt Zmuda (Tigers)

SCHOOL: University of Pittsburgh

HOW OBTAINED: Selected by the Tigers in the 28th round of the 2019 MLB Draft

## CENTER FIELDER

BORN: April 22, 1997 - North Huntington, PA  
RESIDENCE: Gibsonia, PA

## PETERSON, COLE

HEIGHT: 5-11 BATS: L  
WEIGHT: 160 THROWS: R

RECOMMENDED/SIGNED BY: Jim Bretz (Tigers)

SCHOOL: St. Bonaventure University

HOW OBTAINED: Selected by the Tigers in the 13th round of the 2017 MLB Draft

## SHORTSTOP

BORN: August 2, 1995 - Johnsonburg, PA  
RESIDENCE: Johnsonburg, PA

## PIMENTEL, YOLDI

HEIGHT: 5-11 BATS: R  
WEIGHT: 190 THROWS: R

RECOMMENDED/SIGNED BY: Aldo Perez/Carlos Santana (Tigers)

HOW OBTAINED: Signed by the Tigers as a non-drafted free agent on January 28, 2019

## RIGHTHANDED PITCHER

BORN: September 15, 2000 - Montecristi, DR  
RESIDENCE: Montecristi, DR



## TIGERS MINOR LEAGUE PLAYERS

### PIÑA, JOSE MIGUEL

**HEIGHT:** 6-3  
**WEIGHT:** 170  
**RECOMMENDED/SIGNED BY:** Alejandro Rodriguez/Delvis Pacheco (Tigers)  
**HOW OBTAINED:** Signed by the Tigers as a non-drafted free agent on September 5, 2017

**BATS:** R  
**THROWS:** R

### RIGHTHANDED PITCHER

**BORN:** May 24, 2001 - Aragua, VZ  
**RESIDENCE:** Aragua, VZ

### PINALES, ERICK

**HEIGHT:** 6-2  
**WEIGHT:** 185  
**RECOMMENDED/SIGNED BY:** Aldo Perez/Carlos Santana (Tigers)  
**HOW OBTAINED:** Signed by the Tigers as a non-drafted free agent on January 19, 2018

**BATS:** R  
**THROWS:** R

### RIGHTHANDED PITCHER

**BORN:** January 27, 1999 - San Cristobal, DR  
**RESIDENCE:** San Cristobal, DR

### PINTO, RICARDO ANTONIO

**HEIGHT:** 6-0  
**WEIGHT:** 165  
**HOW OBTAINED:** Signed by the Tigers as a Minor League free agent on February 26, 2021

**BATS:** R  
**THROWS:** R

### RIGHTHANDED PITCHER

**BORN:** January 20, 1994 - Guacara, VZ  
**RESIDENCE:** San Joaquin, VZ

### PINTO, WLADIMIR RAMON

**HEIGHT:** 5-11  
**WEIGHT:** 170  
**RECOMMENDED/SIGNED BY:** Alejandro Rodriguez/Delvis Pacheco (Tigers)  
**HOW OBTAINED:** Signed by the Tigers as a non-drafted free agent on November 24, 2014

**BATS:** R  
**THROWS:** R

### RIGHTHANDED PITCHER

**BORN:** February 12, 1998 - Maracay, VZ  
**RESIDENCE:** Lakeland, FL

### POLANCO, JUAN FRANCISCO

**HEIGHT:** 6-1  
**WEIGHT:** 205  
**RECOMMENDED/SIGNED BY:** Aldo Perez/Carlos Santana (Tigers)  
**HOW OBTAINED:** Signed by the Tigers as a non-drafted free agent on July 3, 2018

**BATS:** R  
**THROWS:** R

### RIGHTHANDED PITCHER

**BORN:** December 30, 2000 - San Francisco de Macoris, DR  
**RESIDENCE:** San Francisco de Macoris, DR

### POLICELLI, BRADEN (BRADY) MERRITT

**HEIGHT:** 5-10  
**WEIGHT:** 195  
**RECOMMENDED/SIGNED BY:** Oneri Fleita (Tigers)  
**SCHOOL:** Towson University  
**HOW OBTAINED:** Selected by the Tigers in the 13th round of the 2016 MLB Draft

**BATS:** R  
**THROWS:** R

### CATCHER

**BORN:** June 24, 1995 - Georgetown, DC  
**RESIDENCE:** Walkersville, MD

### POTEET JR., DAVID (DJ) PATRICK

**HEIGHT:** 6-4  
**WEIGHT:** 210  
**RECOMMENDED/SIGNED BY:** Matt Zmuda (Tigers)  
**SCHOOL:** Wake Forest University  
**HOW OBTAINED:** Signed by the Tigers as a non-drafted free agent on July 1, 2020

**BATS:** S  
**THROWS:** R

### OUTFIELDER

**BORN:** June 12, 1998 - Johns Creek, GA  
**RESIDENCE:** Johns Creek, GA

### PROCTOR, CHRISTOPHER COLE

**HEIGHT:** 6-1  
**WEIGHT:** 175  
**RECOMMENDED/SIGNED BY:** Taylor Black (Tigers)  
**SCHOOL:** Duke University  
**HOW OBTAINED:** Selected by the Tigers in the 13th round of the 2018 MLB Draft

**BATS:** L  
**THROWS:** R

### CATCHER

**BORN:** March 8, 1997 - Gastonia, NC  
**RESIDENCE:** Lawndale, NC

### QUIGGLE, KONA MONROE

**HEIGHT:** 6-1  
**WEIGHT:** 200  
**RECOMMENDED/SIGNED BY:** Joey Lothrop (Tigers)  
**SCHOOL:** Grand Canyon University  
**HOW OBTAINED:** Selected by the Tigers in the 16th round of the 2019 MLB Draft

**BATS:** L  
**THROWS:** L

### LEFT FIELDER

**BORN:** February 1, 1998 - Grand Rapids, MI  
**RESIDENCE:** Phoenix, AZ

### QUINONES, EMMANUEL

**HEIGHT:** 6-1  
**WEIGHT:** 185  
**RECOMMENDED/SIGNED BY:** Alejandro Rodriguez (Tigers)  
**HOW OBTAINED:** Signed by the Tigers as a non-drafted free agent on July 24, 2017

**BATS:** R  
**THROWS:** R

### RIGHTHANDED PITCHER

**BORN:** April 15, 1999 - Veracruz, MEX  
**RESIDENCE:** Veracruz, MEX

### QUINTANA, NICHOLAS (NICK) RYAN

**HEIGHT:** 5-10  
**WEIGHT:** 187  
**RECOMMENDED/SIGNED BY:** Joey Lothrop (Tigers)  
**SCHOOL:** University of Arizona  
**HOW OBTAINED:** Selected by the Tigers in the second round of the 2019 MLB Draft

**BATS:** R  
**THROWS:** R

### THIRD BASEMAN

**BORN:** October 13, 1997 - Las Vegas, NV  
**RESIDENCE:** Las Vegas, NV

### RACIEL, ALFREDO

**HEIGHT:** 6-2  
**WEIGHT:** 165  
**RECOMMENDED/SIGNED BY:** Aldo Perez/Miguel Rodriguez (Tigers)  
**HOW OBTAINED:** Signed by the Tigers as a non-drafted free agent on December 18, 2018

**BATS:** R  
**THROWS:** R

### RIGHTHANDED PITCHER

**BORN:** June 2, 2000 - San Pedro de Macoris, DR  
**RESIDENCE:** San Pedro de Macoris, DR

**REA, YOANDY JESUS**

HEIGHT: 6-0  
 WEIGHT: 165  
 RECOMMENDED/SIGNED BY: Jesus Mendoza/Delvis Pacheco (Tigers)  
 HOW OBTAINED: Signed by the Tigers as a non-drafted free agent on November 9, 2017

BATS: R  
 THROWS: R

**CATCHER**

BORN: June 12, 2000 - Carabobo, VZ  
 RESIDENCE: Carabobo, VZ

**REINA, JOSE HUMBERTO**

HEIGHT: 6-2  
 WEIGHT: 160  
 RECOMMENDED/SIGNED BY: Alejandro Rodriguez/Oscar Garcia (Tigers)  
 HOW OBTAINED: Signed by the Tigers as a non-drafted free agent on July 5, 2017

BATS: R  
 THROWS: R

**OUTFIELDER**

BORN: February 28, 2001 - Caracas, VZ  
 RESIDENCE: Miranda, VZ

**REYES, ADINSO**

HEIGHT: 6-1  
 WEIGHT: 195  
 RECOMMENDED/SIGNED BY: Aldo Perez (Tigers)  
 HOW OBTAINED: Signed by the Tigers as a non-drafted free agent on July 2, 2018

BATS: R  
 THROWS: R

**INFIELDER**

BORN: October 22, 2001 - Puerto Plata, DR  
 RESIDENCE: Puerto Plata, DR

**REYES, ANGEL MIGUEL**

HEIGHT: 6-2  
 WEIGHT: 200  
 RECOMMENDED/SIGNED BY: Mike Smith (Tigers)  
 SCHOOL: University of Science and Arts of Oklahoma  
 HOW OBTAINED: Selected by the Tigers in the 19th round of the 2018 MLB Draft

BATS: R  
 THROWS: R

**RIGHTHANDED PITCHER**

BORN: October 17, 1997 - Bayamon, PR  
 RESIDENCE: Bayamon, PR

**REYES, DANIEL ALBERTO**

HEIGHT: 6-1  
 WEIGHT: 200  
 RECOMMENDED/SIGNED BY: Nick Avila (Tigers)  
 SCHOOL: University of Miami  
 HOW OBTAINED: Selected by the Tigers in the 28th round of the 2018 MLB Draft

BATS: R  
 THROWS: R

**OUTFIELDER**

BORN: September 7, 1996 - Miami Springs, FL  
 RESIDENCE: Miami Springs, FL

**REYES, GABRIEL**

HEIGHT: 6-1  
 WEIGHT: 182  
 RECOMMENDED/SIGNED BY: Aldo Perez/Oliver Arias/Carlos Santana (Tigers)  
 HOW OBTAINED: Signed by the Tigers as a non-drafted free agent on February 15, 2020

BATS: L  
 THROWS: L

**LEFTHANDED PITCHER**

BORN: July 1, 2003 - Azua, DR  
 RESIDENCE: Azua, DR

**RICHAN, PAUL DOUGLAS**

HEIGHT: 6-2  
 WEIGHT: 200  
 SCHOOL: University of San Diego  
 HOW OBTAINED: Acquired by the Tigers along with Alex Lange from Chicago (NL) in exchange for Nicholas Castellanos on July 31, 2019

BATS: R  
 THROWS: R

**RIGHTHANDED PITCHER**

BORN: March 26, 1997 - Newhall, CA  
 RESIDENCE: Valencia, CA

**RICHMOND, NICK**

HEIGHT: 6-4  
 WEIGHT: 195  
 RECOMMENDED/SIGNED BY: Taylor Black  
 SCHOOL: Pfeiffer University  
 HOW OBTAINED: Signed by the Tigers as a non-drafted free agent on July 8, 2019

BATS: R  
 THROWS: R

**RIGHTHANDED PITCHER**

BORN: April 2, 1998 - Misenheimer, NC  
 RESIDENCE: Gibsonville, NC

**RIERA, ELIÁN ENRIQUE**

HEIGHT: 5-10  
 WEIGHT: 150  
 RECOMMENDED/SIGNED BY: Jesus Mendoza (Tigers)  
 HOW OBTAINED: Signed by the Tigers as a non-drafted free agent on January 15, 2021

BATS: L  
 THROWS: L

**OUTFIELDER**

BORN: February 23, 2004 - Carora, VZ  
 RESIDENCE: Carora, VZ

**RIVAS, JOSE GREGORIO**

HEIGHT: 5-11  
 WEIGHT: 160  
 RECOMMENDED/SIGNED BY: Jesus Mendoza/Delvis Pacheco (Tigers)  
 HOW OBTAINED: Signed by the Tigers as a non-drafted free agent on November 22, 2018

BATS: R  
 THROWS: R

**RIGHTHANDED PITCHER**

BORN: December 20, 2001 - Maracay, VZ  
 RESIDENCE: Valencia, VZ

**RIVERA, REYNALDO**

HEIGHT: 6-6  
 WEIGHT: 215  
 RECOMMENDED/SIGNED BY: Bryson Barber (Tigers)  
 SCHOOL: Chipola Junior College (FL)  
 HOW OBTAINED: Selected by the Tigers in the second round of the 2017 MLB Draft

BATS: L  
 THROWS: R

**FIRST BASEMAN**

BORN: June 14, 1997 - San Juan, PR  
 RESIDENCE: West Palm Beach, FL

**RODRIGUEZ, ELVIN MIGUEL**

HEIGHT: 6-3  
 WEIGHT: 151  
 HOW OBTAINED: Acquired by the Tigers along with Grayson Long from Los Angeles (AL) in exchange for Justin Upton on August 31, 2017

BATS: R  
 THROWS: R

**RIGHTHANDED PITCHER**

BORN: March 31, 1998 - San Cristobal, DR  
 RESIDENCE: Bani, DR



# TIGERS MINOR LEAGUE PLAYERS

## RODRÍGUEZ, ERICK DANIEL

HEIGHT: 5-10  
 WEIGHT: 185  
 RECOMMENDED/SIGNED BY: Alejandro Rodríguez (Tigers)  
 HOW OBTAINED: Signed by the Tigers as a non-drafted free agent on July 15, 2019

BATS: R  
 THROWS: R

## RIGHTHANDED PITCHER

BORN: March 21, 2002 - Minatitlán, MX  
 RESIDENCE: Minatitlán, MX

## RODRÍGUEZ, HÉCTOR MANUEL

HEIGHT: 5-11  
 WEIGHT: 190  
 RECOMMENDED/SIGNED BY: Aldo Perez/Carlos Santana (Tigers)  
 HOW OBTAINED: Signed by the Tigers as a non-drafted free agent on February 15, 2020

BATS: R  
 THROWS: R

## RIGHTHANDED PITCHER

BORN: June 6, 2003 - Moca, DR  
 RESIDENCE: Moca, DR

## RODRÍGUEZ, JESUS ALBERTO

HEIGHT: 5-11  
 WEIGHT: 145  
 RECOMMENDED/SIGNED BY: Jesus Mendoza/Raul Leiva (Tigers)  
 HOW OBTAINED: Signed by the Tigers as a non-drafted free agent on January 22, 2021

BATS: L  
 THROWS: L

## LEFTHANDED PITCHER

BORN: October 15, 2003 - Barcelona, VZ  
 RESIDENCE: Barcelona, VZ

## RODRÍGUEZ, JESUS GREGORIO

HEIGHT: 6-3  
 WEIGHT: 170  
 RECOMMENDED/SIGNED BY: Alejandro Rodríguez (Tigers)  
 HOW OBTAINED: Signed by the Tigers as a non-drafted free agent on July 3, 2014

BATS: R  
 THROWS: R

## RIGHTHANDED PITCHER

BORN: February 16, 1998 - Carupano, VZ  
 RESIDENCE: Araya, VZ

## RODRÍGUEZ, JOSE MIGUEL

HEIGHT: 6-1  
 WEIGHT: 170  
 RECOMMENDED/SIGNED BY: Aldo Perez/Carlos Santana (Tigers)  
 HOW OBTAINED: Signed by the Tigers as a non-drafted free agent on July 3, 2017

BATS: R  
 THROWS: R

## OUTFIELDER

BORN: March 19, 2001 - Santo Domingo, DR  
 RESIDENCE: Santo Domingo, DR

## RODRÍGUEZ, JUSTIN ALFONZO

HEIGHT: 5-10  
 WEIGHT: 155  
 RECOMMENDED/SIGNED BY: Jesus Mendoza/Delvis Pacheco (Tigers)  
 HOW OBTAINED: Signed by the Tigers as a non-drafted free agent on January 16, 2021

BATS: R  
 THROWS: R

## SHORTSTOP

BORN: March 11, 2004 - Villa de Cura, VZ  
 RESIDENCE: Villa de Cura, VZ

## RODRÍGUEZ, MOISÉS

HEIGHT: 6-2  
 WEIGHT: 170  
 RECOMMENDED/SIGNED BY: Jesus Mendoza (Tigers)  
 HOW OBTAINED: Signed by the Tigers as a non-drafted free agent on March 14, 2019

BATS: R  
 THROWS: R

## RIGHTHANDED PITCHER

BORN: March 3, 2002 - Puerto Cabello, VZ  
 RESIDENCE: Puerto Cabello, VZ

## ROJAS, SAMUEL ISAÍAS

HEIGHT: 5-10  
 WEIGHT: 190  
 RECOMMENDED/SIGNED BY: Delvis Pacheco/Jesús Mendoza (Tigers)  
 HOW OBTAINED: Signed by the Tigers as a non-drafted free agent on July 4, 2019

BATS: R  
 THROWS: R

## CATCHER

BORN: November 6, 2002 - Valencia, VZ  
 RESIDENCE: Puerto Cabello, VZ

## RONDON, NEWREMBERG

HEIGHT: 5-11  
 WEIGHT: 170  
 RECOMMENDED/SIGNED BY: Jesús Mendoza (Tigers)  
 HOW OBTAINED: Signed by the Tigers as a non-drafted free agent on August 15, 2019

BATS: R  
 THROWS: R

## CATCHER

BORN: July 10, 2003 - San Felipe, VZ  
 RESIDENCE: San Felipe, VZ

## ROSA, DYLAN

HEIGHT: 6-1  
 WEIGHT: 210  
 RECOMMENDED/SIGNED BY: Jeff Kunkel (Tigers)  
 SCHOOL: Kent State University  
 HOW OBTAINED: Selected by the Tigers in the 18th round of the 2017 MLB Draft

BATS: R  
 THROWS: R

## LEFT FIELDER

BORN: June 27, 1996 - Chicago, IL  
 RESIDENCE: Aurora, IL

## ROSOFF, JON

HEIGHT: 5-9  
 WEIGHT: 175  
 RECOMMENDED/SIGNED BY: Jim Bretz (Tigers)  
 SCHOOL: Army  
 HOW OBTAINED: Signed by the Tigers as a non-drafted free agent on June 20, 2018

BATS: L  
 THROWS: R

## CATCHER

BORN: November 14, 1994 - Chapel Hill, NC  
 RESIDENCE: Durham, NC

## ROSS JR., ROBERT (ROBBIE) C.

HEIGHT: 5-11  
 WEIGHT: 215  
 SCHOOL: Lexington Christian Academy (KY)  
 HOW OBTAINED: Signed by the Tigers as a Minor League free agent on January 15, 2021

BATS: L  
 THROWS: L

## LEFTHANDED PITCHER

BORN: June 24, 1989 - Lexington, KY  
 RESIDENCE: Lexington, KY

# TIGERS MINOR LEAGUE PLAYERS



## SALAZAR, JOSEPH JHONAIKER

HEIGHT: 6-1  
WEIGHT: 175

BATS: R  
THROWS: R

RECOMMENDED/SIGNED BY: Alejandro Rodriguez/Oscar Garcia (Tigers)

HOW OBTAINED: Signed by the Tigers as a non-drafted free agent on July 6, 2016

## RIGHTHANDED PITCHER

BORN: September 24, 1999 - Caracas, VZ  
RESIDENCE: Caracas, VZ

## SALGADO, KENI YOHAN

HEIGHT: 6-2  
WEIGHT: 165

BATS: R  
THROWS: R

RECOMMENDED/SIGNED BY: Jesus Mendoza/Delvis Pacheco (Tigers)

HOW OBTAINED: Signed by the Tigers as a non-drafted free agent on January 16, 2021

## RIGHTHANDED PITCHER

BORN: November 18, 2003 - Naguanagua, VZ  
RESIDENCE: Naguanagua, VZ

## SANDOVAL, JHON EYDER

HEIGHT: 6-2  
WEIGHT: 172

BATS: R  
THROWS: R

RECOMMENDED/SIGNED BY: Alejandro Rodriguez/Jesus Mendoza (Tigers)

HOW OBTAINED: Signed by the Tigers as a non-drafted free agent on July 4, 2016

## LEFT FIELDER

BORN: November 14, 1999 - Chivacoa, VZ  
RESIDENCE: Chivacoa, VZ

## SANTANA, ANDY VLADIMIR

HEIGHT: 6-3  
WEIGHT: 190

BATS: R  
THROWS: R

RECOMMENDED/SIGNED BY: Carlos Santana/Ramon Perez (Tigers)

HOW OBTAINED: Signed by the Tigers as a non-drafted free agent on August 26, 2016

## RIGHTHANDED PITCHER

BORN: October 27, 1999 - San Jose de Ocoa, DR  
RESIDENCE: San Jose de Ocoa, DR

## SANTANA, CRISTIAN ANDRES

HEIGHT: 6-0  
WEIGHT: 170

BATS: R  
THROWS: R

RECOMMENDED/SIGNED BY: Aldo Perez/Carlos Santana (Tigers)

HOW OBTAINED: Signed by the Tigers as a non-drafted free agent on January 15, 2021

## SHORTSTOP

BORN: November 25, 2003 - Azua, DR  
RESIDENCE: Azua, DR

## SEQUEIRA, GABRIEL FRANCISCO

HEIGHT: 6-0  
WEIGHT: 205

BATS: L  
THROWS: L

RECOMMENDED/SIGNED BY: Ryan Johnson (Tigers)

SCHOOL: Texas Wesleyan

HOW OBTAINED: Signed by the Tigers as a non-drafted free agent on July 10, 2020

## LEFTHANDED PITCHER

BORN: August 18, 1997 - Dallas, TX  
RESIDENCE: Cypress, TX

## SEQUERA, MANUEL

HEIGHT: 6-1  
WEIGHT: 170

BATS: R  
THROWS: R

RECOMMENDED/SIGNED BY: Jesus Mendoza (Tigers)

HOW OBTAINED: Signed by the Tigers as a non-drafted free agent on July 3, 2019

## SHORTSTOP

BORN: September 28, 2002 - Lara, VZ  
RESIDENCE: Lara, VZ

## SHEPHERD, ZACHARY (ZAC) WILLIAM DENNIS

HEIGHT: 6-3  
WEIGHT: 185

BATS: R  
THROWS: R

RECOMMENDED/SIGNED BY: Glenn Williams/Kevin Hooker (Tigers)

HOW OBTAINED: Signed by the Tigers as a non-drafted free agent on July 4, 2012

## RIGHTHANDED PITCHER

BORN: September 14, 1995 - Sydney, AUS  
RESIDENCE: Sydney, AUS

## SHERLEY, LUKE

HEIGHT: 6-1  
WEIGHT: 190

BATS: R  
THROWS: R

RECOMMENDED/SIGNED BY: Matt Lea (Tigers)

SCHOOL: Texas State University

HOW OBTAINED: Selected by the Tigers in the 14th round of the 2018 MLB Draft

## SHORTSTOP

BORN: May 7, 1996 - Houston, TX  
RESIDENCE: Spring, TX

## SHORE, LOGAN MICHAEL

HEIGHT: 6-2  
WEIGHT: 215

BATS: R  
THROWS: R

SCHOOL: University of Florida

HOW OBTAINED: Acquired by the Tigers along with Nolan Blackwood as players to be named later from Oakland in exchange for Mike Fiers on September 19, 2018.

## RIGHTHANDED PITCHER

BORN: December 28, 1994 - St. Paul, MN  
RESIDENCE: Scottsdale, AZ

## SILVA, RICARDO ANTONIO

HEIGHT: 6-1  
WEIGHT: 165

BATS: L  
THROWS: L

RECOMMENDED/SIGNED BY: Alejandro Rodriguez/Jesus Mendoza (Tigers)

HOW OBTAINED: Signed by the Tigers as a non-drafted free agent on July 6, 2016

## LEFTHANDED PITCHER

BORN: April 14, 2000 - Barquisimeto, VZ  
RESIDENCE: Barquisimeto, VZ

## SILVERIO, GRESUAN

HEIGHT: 6-0  
WEIGHT: 202

BATS: S  
THROWS: R

RECOMMENDED/SIGNED BY: Ramon Perez/Carlos Santana (Tigers)

HOW OBTAINED: Signed by the Tigers as a non-drafted free agent on July 2, 2015

## CATCHER

BORN: January 5, 1999 - Puerto Plata, DR  
RESIDENCE: Puerto Plata, DR



# TIGERS MINOR LEAGUE PLAYERS

## SIMCOX, AUSTIN JAY (A.J.)

HEIGHT: 6-3  
 WEIGHT: 188  
 RECOMMENDED/SIGNED BY: Harold Zonder (Tigers)  
 SCHOOL: University of Tennessee  
 HOW OBTAINED: Selected by the Tigers in the 14th round of the 2015 MLB Draft

BATS: R  
 THROWS: R

## SHORTSTOP

BORN: June 22, 1994 - Knoxville, TN  
 RESIDENCE: Knoxville, TN

## SIRIT, ROLANDO DAVID

HEIGHT: 6-3  
 WEIGHT: 165  
 RECOMMENDED/SIGNED BY: Jesus Mendoza/Oscar Garcia (Tigers)  
 HOW OBTAINED: Signed by the Tigers as a non-drafted free agent on July 4, 2018

BATS: R  
 THROWS: R

## RIGHTHANDED PITCHER

BORN: November 12, 2001 - Puerto Cabello, VZ  
 RESIDENCE: Puerto Cabello, VZ

## SMITH, HUGH

HEIGHT: 6-8  
 WEIGHT: 220  
 RECOMMENDED/SIGNED BY: Dave Dangler (Tigers)  
 SCHOOL: Whitworth University (WA)  
 HOW OBTAINED: Selected by the Tigers in the sixth round of the 2018 MLB Draft

BATS: R  
 THROWS: R

## RIGHTHANDED PITCHER

BORN: March 25, 1997 - Seattle, WA  
 RESIDENCE: Sammamish, WA

## SOMMERFELD, LUKE KENT

HEIGHT: 6-6  
 WEIGHT: 235  
 RECOMMENDED/SIGNED BY: Jim McKew (Tigers)  
 SCHOOL: Clemson University  
 HOW OBTAINED: Signed by the Tigers as a non-drafted free agent on August 22, 2019

BATS: R  
 THROWS: R

## RIGHTHANDED PITCHER

BORN: July 8, 1996 - St. Louis, MO  
 RESIDENCE: St. Louis, MO

## ST. JOHN, KENTON LOCKE

HEIGHT: 6-2  
 WEIGHT: 186  
 SCHOOL: University of South Alabama  
 HOW OBTAINED: Signed by the Tigers as a Minor League free agent on December 29, 2020

BATS: L  
 THROWS: L

## LEFTHANDED PITCHER

BORN: January 31, 1993 - Birmingham, AL  
 RESIDENCE: Brentwood, TN

## STUKA, THEODORE (TED) THOMAS

HEIGHT: 6-7  
 WEIGHT: 225  
 RECOMMENDED/SIGNED BY: Steve Pack (Tigers)  
 School: UC San Diego  
 HOW OBTAINED: Selected by the Tigers in the 14th round of the 2019 MLB Draft

BATS: R  
 THROWS: R

## RIGHTHANDED PITCHER

BORN: May 13, 1997 - Newport Beach, CA  
 RESIDENCE: Newport Beach, CA

## TAPIA, SERGIO RAFAEL

HEIGHT: 5-10  
 WEIGHT: 160  
 RECOMMENDED/SIGNED BY: Aldo Perez/Oliver Arias (Tigers)  
 HOW OBTAINED: Signed by the Tigers as a non-drafted free agent on March 6, 2019

BATS: R  
 THROWS: R

## CATCHER

BORN: August 24, 2002 - San Cristóbal, DR  
 RESIDENCE: San Cristóbal, DR

## TASSIN, BRYCE JOSEPH

HEIGHT: 6-2  
 WEIGHT: 212  
 RECOMMENDED/SIGNED BY: Mike Smith (Tigers)  
 SCHOOL: Southeastern Louisiana University  
 HOW OBTAINED: Selected by the Tigers in the 31st round of the 2019 MLB Draft

BATS: R  
 THROWS: R

## RIGHTHANDED PITCHER

BORN: January 11, 1997 - Hammond, LA  
 RESIDENCE: Roseland, LA

## TAYLOR, BENJAMIN (BEN) A.

HEIGHT: 6-3  
 WEIGHT: 225  
 SCHOOL: University of South Alabama  
 HOW OBTAINED: Signed by the Tigers as a Minor League free agent on February 19, 2021

BATS: R  
 THROWS: R

## RIGHTHANDED PITCHER

BORN: November 12, 1992 - Montgomery, AL  
 RESIDENCE: Wetumpka, AL

## TERRERO, RICHARD RAYLLY

HEIGHT: 6-6  
 WEIGHT: 220  
 RECOMMENDED/SIGNED BY: Ramon Perez/Carlos Santana (Tigers)  
 HOW OBTAINED: Signed by the Tigers as a non-drafted free agent on September 3, 2016

BATS: L  
 THROWS: L

## LEFTHANDED PITCHER

BORN: September 9, 1997 - Santo Domingo, DR  
 RESIDENCE: Santo Domingo, DR

## TOBEY, JARED

HEIGHT: 6-4  
 WEIGHT: 225  
 RECOMMENDED/SIGNED BY: Jeff Kunkel (Tigers)  
 SCHOOL: Wayne State University  
 HOW OBTAINED: Selected by the Tigers in the 30th round of the 2018 MLB Draft

BATS: R  
 THROWS: L

## LEFTHANDED PITCHER

BORN: March 11, 1996 - St. Clair, MI  
 RESIDENCE: St. Clair, MI

## TORTOSA, CRISTHIAN EDUARDO

HEIGHT: 6-4  
 WEIGHT: 170  
 RECOMMENDED/SIGNED BY: Alejandro Rodriguez/Delvis Pacheco (Tigers)  
 HOW OBTAINED: Signed by the Tigers as a non-drafted free agent on July 6, 2015

BATS: L  
 THROWS: L

## LEFTHANDED PITCHER

BORN: October 30, 1998 - La Victoria, VZ  
 RESIDENCE: La Victoria, VZ

# TIGERS MINOR LEAGUE PLAYERS



## ULLOA, ALEXIS NEOMAR

**HEIGHT:** 5-10  
**WEIGHT:** 150  
**BATS:** R  
**THROWS:** R  
**RECOMMENDED/SIGNED BY:** Jesus Mendoza/Oscar Garcia (Tigers)  
**HOW OBTAINED:** Signed by the Tigers as a non-drafted free agent on July 4, 2018

## INFIELDER

**BORN:** December 18, 2001 - Caracas, VZ  
**RESIDENCE:** Petare, VZ

## VALENCIA, EDUARDO ANDRÉS

**HEIGHT:** 6-2  
**WEIGHT:** 180  
**BATS:** R  
**THROWS:** R  
**RECOMMENDED/SIGNED BY:** Aldo Perez/Carlos Santana (Tigers)  
**HOW OBTAINED:** Signed by the Tigers as a non-drafted free agent on April 24, 2018

## CATCHER

**BORN:** January 25, 2000 - Valencia, VZ  
**RESIDENCE:** Valencia, VZ

## VALENTE, JOHN

**HEIGHT:** 5-11  
**WEIGHT:** 190  
**BATS:** S  
**THROWS:** R  
**RECOMMENDED/SIGNED BY:** Jim Bretz (Tigers)  
**SCHOOL:** St. John's University  
**HOW OBTAINED:** Selected by the Tigers in the 21st round of the 2018 MLB Draft

## THIRD BASEMAN

**BORN:** June 23, 1995 - New Rochelle, NY  
**RESIDENCE:** New Rochelle, NY

## VALERO, MOISES LEANDRO

**HEIGHT:** 6-2  
**WEIGHT:** 185  
**BATS:** R  
**THROWS:** R  
**RECOMMENDED/SIGNED BY:** Delvis Pacheco/Jesus Mendoza (Tigers)  
**HOW OBTAINED:** Signed by the Tigers as a non-drafted free agent on August 15, 2019

## CATCHER

**BORN:** March 1, 2002 - Carabobo, VZ  
**RESIDENCE:** Carabobo, VZ

## VALLÉNILLA, LUIS DANIEL

**HEIGHT:** 5-10  
**WEIGHT:** 170  
**BATS:** R  
**THROWS:** R  
**RECOMMENDED/SIGNED BY:** Jesus Mendoza/Raul Leiva (Tigers)  
**HOW OBTAINED:** Signed by the Tigers as a non-drafted free agent on November 13, 2019

## RIGHTHANDED PITCHER

**BORN:** February 10, 2003 - Sucre, VZ  
**RESIDENCE:** Villa Frontado, VZ

## VÉLIZ, FRANK ALEJANDRO

**HEIGHT:** 5-11  
**WEIGHT:** 160  
**BATS:** R  
**THROWS:** R  
**RECOMMENDED/SIGNED BY:** Alejandro Rodriguez/Oscar Garcia (Tigers)  
**HOW OBTAINED:** Signed by the Tigers as a non-drafted free agent on July 6, 2016

## SHORTSTOP

**BORN:** September 10, 1989 - Caracas, VZ  
**RESIDENCE:** Petare, VZ

## VERDON, JORDAN

**HEIGHT:** 6-3  
**WEIGHT:** 190  
**BATS:** L  
**THROWS:** R  
**RECOMMENDED/SIGNED BY:** Steve Pack (Tigers)  
**SCHOOL:** Granite Hills High School (CA)  
**HOW OBTAINED:** Selected by the Tigers in the 23rd round of the 2018 MLB Draft

## FIRST BASEMAN

**BORN:** January 7, 1997 - San Diego, CA  
**RESIDENCE:** El Cajon, CA

## VILORIA, YOEL DAVID

**HEIGHT:** 5-10  
**WEIGHT:** 160  
**BATS:** S  
**THROWS:** R  
**RECOMMENDED/SIGNED BY:** Raul Leiva/Jesus Mendoza (Tigers)  
**HOW OBTAINED:** Signed by the Tigers as a non-drafted free agent on July 4, 2019

## INFIELDER

**BORN:** April 25, 2003 - Carabobo, VZ  
**RESIDENCE:** Carabobo, VZ

## WALKER, MATTHEW (MATT) DAWSON

**HEIGHT:** 6-3  
**WEIGHT:** 203  
**BATS:** L  
**THROWS:** L  
**RECOMMENDED/SIGNED BY:** Jeff Kunkel (Tigers)  
**SCHOOL:** Illinois State University  
**HOW OBTAINED:** Selected by the Tigers in the 12th round of the 2019 MLB Draft

## LEFTHANDED PITCHER

**BORN:** June 15, 1998 - Morris, IL  
**RESIDENCE:** Morris, IL

## WARD, DREW C.

**HEIGHT:** 6-2  
**WEIGHT:** 229  
**BATS:** L  
**THROWS:** R  
**SCHOOL:** Leedey HS (OK)  
**HOW OBTAINED:** Signed by the Tigers as a Minor League free agent on February 11, 2021

## THIRD BASEMAN

**BORN:** November 25, 1994 - Leedey, OK  
**RESIDENCE:** Edmond, OK

## WELHALF RR, ROBERT (ROBBIE) KENNETH

**HEIGHT:** 6-1  
**WEIGHT:** 190  
**BATS:** R  
**THROWS:** R  
**RECOMMENDED/SIGNED BY:** Taylor Black (Tigers)  
**SCHOOL:** Elon University  
**HOW OBTAINED:** Signed by the Tigers as a non-drafted free agent on June 18, 2018

## RIGHTHANDED PITCHER

**BORN:** May 19, 1995 - Doylestown, PA  
**RESIDENCE:** Pipersville, PA

## WHITE, BRENDAN JAMES

**HEIGHT:** 5-11  
**WEIGHT:** 185  
**BATS:** R  
**THROWS:** R  
**RECOMMENDED/SIGNED BY:** Jim Bretz (Tigers)  
**SCHOOL:** Siena College  
**HOW OBTAINED:** Selected by the Tigers in the 26th round of the 2019 MLB Draft

## RIGHTHANDED PITCHER

**BORN:** November 18, 1998 - White Plains, NY  
**RESIDENCE:** Mahopac, NY



# TIGERS MINOR LEAGUE PLAYERS

## WOLF, ADAM CHARLES

**HEIGHT:** 6-6  
**WEIGHT:** 225  
**RECOMMENDED/SIGNED BY:** Harold Zonder (Tigers)  
**SCHOOL:** University of Louisville  
**HOW OBTAINED:** Selected by the Tigers in the fifth round of the 2018 MLB Draft

**BATS:** L  
**THROWS:** L

## LEFTANDED PITCHER

**BORN:** December 26, 1996 - Norwalk, OH  
**RESIDENCE:** Milan, OH

## WORKMAN, GAGE

**HEIGHT:** 6-4  
**WEIGHT:** 201  
**RECOMMENDED/SIGNED BY:** Joey Lothrop (Tigers)  
**SCHOOL:** Arizona State University  
**HOW OBTAINED:** Selected by the Tigers in the fourth round of the 2020 MLB Draft

**BATS:** S  
**THROWS:** R

## INFIELDER

**BORN:** October 24, 1999 - Meza, AZ  
**RESIDENCE:** Queen Creek, AZ

## ZABOWSKI, COLE EDWIN

**HEIGHT:** 6-5  
**WEIGHT:** 240  
**RECOMMENDED/SIGNED BY:** Mike Smith (Tigers)  
**SCHOOL:** University of Mississippi  
**HOW OBTAINED:** Selected by the Tigers in the 22nd round of the 2019 MLB Draft

**BATS:** L  
**THROWS:** L

## FIRST BASEMAN

**BORN:** November 5, 1997 - Atlanta, GA  
**RESIDENCE:** Smyrna, GA

## ZAMBRANO, DARWYN

**HEIGHT:** 6-2  
**WEIGHT:** 175  
**RECOMMENDED/SIGNED BY:** Delvis Pacheco (Tigers)  
**HOW OBTAINED:** Signed by the Tigers as a non-drafted free agent on March 14, 2019

**BATS:** R  
**THROWS:** R

## RIGHTHANDED PITCHER

**BORN:** July 27, 2000 - Coro, VZ  
**RESIDENCE:** Coro, VZ

## STARS AMONG STARS

Led by Al Kaline's club-record 18 All-Star Game selections, 29 Tigers have been named to three-or-more All-Star squads during their Detroit careers (two games, 1959-62).

| No. | Name      | Years Selected                                                                             | No. | Name      | Years Selected                                                     |                                                   |                |
|-----|-----------|--------------------------------------------------------------------------------------------|-----|-----------|--------------------------------------------------------------------|---------------------------------------------------|----------------|
| 18  | Kaline    | 55-56-57-58-59 <sup>1</sup> -59 <sup>2</sup> -60 <sup>1</sup> -                            | 5   | Kell      | 47-48-49-50-51                                                     |                                                   |                |
|     |           | 60 <sup>2</sup> -61 <sup>1</sup> -61 <sup>2</sup> -62 <sup>2</sup> -63-64                  |     |           | 83-84-85-86-87                                                     |                                                   |                |
|     |           | 65-66-67-71-74                                                                             |     |           | 38-41-42-43-44                                                     |                                                   |                |
| 11  | Freehan   | 64-65-66-67-68-69-70-                                                                      | 4   | Colavito  | 61 <sup>1</sup> -61 <sup>2</sup> -62 <sup>1</sup> -62 <sup>2</sup> |                                                   |                |
|     |           | 71-72-73-75                                                                                |     |           | 92-93-94-96                                                        |                                                   |                |
| 8   | Kuenn     | 53-54-55-56-57-58-59 <sup>1</sup> -59 <sup>2</sup>                                         |     | Horton    | 65-68-70-73                                                        |                                                   |                |
| 7   | Bunning   | 57-59 <sup>1</sup> -61 <sup>1</sup> -61 <sup>2</sup> -62 <sup>1</sup> -62 <sup>2</sup> -63 | 3   | Morris    | 81-84-85-86                                                        |                                                   |                |
|     |           | 2010-11-12-13-14-15-16                                                                     |     |           | Rodriguez                                                          | 2004-05-06-07                                     |                |
| 6   | Bridges   | 34-35-36-37-38-40                                                                          | 3   | Fielder   | 90-91-93                                                           |                                                   |                |
|     |           | 33-34-35-36-37-38                                                                          |     |           | Guillen                                                            | 2004-07-08                                        |                |
|     |           | 42-43-44-46-47-48                                                                          |     |           | Hernandez                                                          | 84-85-86                                          |                |
|     |           | 80-82-83-84-85-86                                                                          |     |           | Lary                                                               | 60 <sup>1</sup> -60 <sup>2</sup> -61 <sup>1</sup> |                |
|     |           | 80-84-85-87-88-90                                                                          |     |           | Lolich                                                             | 69-71-72                                          |                |
| 5   | Verlander | 2007-09-10-11-12-13                                                                        | 5   | McAuliffe | 65-66-67                                                           |                                                   |                |
|     |           | Cash                                                                                       |     |           | 61 <sup>1</sup> -61 <sup>2</sup> -66-71-72                         | McLain                                            | 66-68-69       |
|     |           |                                                                                            |     |           | Greenberg                                                          |                                                   | 37-38-39-40-45 |



---

# SPRING TRAINING

---





## PUBLIX FIELD AT JOKER MARCHANT STADIUM TIGERTOWN SPRING TRAINING IN LAKELAND, FLORIDA

### FACTS AND FIGURES

**Stadium Location:** 2301 Lakeland Hills Blvd., Lakeland, FL 33805

**Seating Capacity:** 9,654

**First Game:** March 12, 1966 vs. Minnesota Twins

**Playing Field Distances:** Left Field Line, 340 feet; Center Field, 420 feet; Right Field Line, 340 feet.

The Detroit Tigers return to Spring Training in 2021 for their 85th season in Lakeland, and their 56th at Publix Field at Joker Marchant Stadium.

The Tigers first trained in Lakeland in 1934 at Henley Field before moving a mile north to Joker Marchant Stadium in 1966. In July 2014, the Tigers agreed to extend their relationship with Lakeland for 20 additional years, ensuring their winter home remains in Lakeland for an unprecedented 100 years, through 2036.

Marchant Stadium was named in honor of the late Joker Marchant, Lakeland's former parks and recreation director. The all-concrete grandstand of the stadium was built by the City of Lakeland at a cost of \$500,000, and originally seated 4,900 spectators. Expansion projects beginning in the early 1970s brought the capacity to 7,100, and was recently upped again to more than 9,500. Previous renovations have included the addition of lights that allowed the first night game to be played in Lakeland in 1972, and a food/picnic court that was added in 1994 to enhance the fan experience.

Thanks to the support of the City of Lakeland, Polk County, the State of Florida and Publix, Joker Marchant Stadium underwent significant renovations prior to the 2017 season, improving training facilities for players, meeting space for the coaching staff and the gameday experience for fans.

The Tigers have trained exclusively in Lakeland since 1934, except for a three-year wartime sabbatical to Evansville, IN, from 1943-45. The association between the Detroit Tigers and City of Lakeland remains the longest-lasting relationship between a Major League team and a current Spring Training host city.

The Tigers all-time record at Publix Field at Joker Marchant Stadium is 440-357-32 and 4,401,827 fans have paid to see Tigers Grapefruit League games since the park opened.

### All-Time Tigers Spring Training Sites

|         |                 |         |                 |         |                 |
|---------|-----------------|---------|-----------------|---------|-----------------|
| 1901    | Detroit, MI     | 1913-15 | Gulfport, MS    | 1930    | Tampa, FL       |
| 1902    | Ypsilanti, MI   | 1916-18 | Waxahachie, TX  | 1931    | Sacramento, CA  |
| 1903-04 | Shreveport, LA  | 1919-20 | Macon, GA       | 1932    | Palo Alto, CA   |
| 1905-07 | Augusta, GA     | 1921    | San Antonio, TX | 1933    | San Antonio, TX |
| 1908    | Hot Springs, AR | 1922-26 | Augusta, GA     | 1934-42 | Lakeland, FL    |
| 1909-10 | San Antonio, TX | 1927-28 | San Antonio, TX | 1943-45 | Evansville, IN  |
| 1911-12 | Monroe, LA      | 1929    | Phoenix, AZ     | 1946-   | Lakeland, FL    |

**PUBLIX**  **FIELD**  
JOKER MARCHANT STADIUM



### ALL-TIME ATTENDANCE FIGURES

| YEAR | HOME IN FL   | ROAD IN FL   | TOTAL        | OTHER SITES | TOTAL        |
|------|--------------|--------------|--------------|-------------|--------------|
| 1966 | 27,808 (11)  | 28,180 (11)  | 55,988 (22)  | 66,359 (4)  | 122,347 (26) |
| 1967 | 28,687 (14)  | 35,314 (13)  | 64,001 (27)  | None        | 64,001 (27)  |
| 1968 | 30,258 (15)  | 37,843 (14)  | 68,101 (29)  | None        | 68,101 (29)  |
| 1969 | 26,357 (11)  | 49,269 (14)  | 75,626 (25)  | 7,203 (1)   | 82,829 (26)  |
| 1970 | 28,677 (15)  | 32,847 (13)  | 61,524 (28)  | None        | 61,524 (28)  |
| 1971 | 28,620 (14)  | 41,231 (13)  | 69,851 (27)  | 16,684 (2)  | 86,535 (29)  |
| 1972 | 38,597 (15)  | 32,035 (10)  | 70,632 (25)  | None        | 70,632 (25)  |
| 1973 | 42,159 (15)  | 41,485 (12)  | 83,742 (27)  | None        | 83,742 (27)  |
| 1974 | 37,408 (13)  | 37,127 (11)  | 74,535 (24)  | 11,183 (3)  | 85,718 (27)  |
| 1975 | 54,654 (18)  | 42,034 (14)  | 96,688 (32)  | None        | 96,688 (32)  |
| 1976 | 31,805 (10)  | 15,488 (6)   | 47,293 (16)  | None        | 47,293 (16)  |
| 1977 | 55,770 (16)  | 43,393 (12)  | 99,163 (28)  | None        | 99,163 (28)  |
| 1978 | 66,771 (14)  | 48,438 (12)  | 115,209 (26) | 14,131 (1)  | 129,340 (27) |
| 1979 | 63,326 (14)  | 48,758 (12)  | 112,084 (26) | None        | 112,084 (26) |
| 1980 | 47,912 (10)  | 45,334 (11)  | 93,246 (21)  | 19,044 (2)  | 112,290 (23) |
| 1981 | 62,143 (17)  | 58,765 (17)  | 120,908 (34) | None        | 120,908 (34) |
| 1982 | 69,053 (16)  | 44,111 (11)  | 113,164 (27) | None        | 113,164 (27) |
| 1983 | 56,926 (14)  | 46,938 (11)  | 103,864 (25) | None        | 103,864 (25) |
| 1984 | 70,867 (15)  | 57,471 (13)  | 128,338 (28) | None        | 128,338 (28) |
| 1985 | 84,850 (15)  | 72,433 (14)  | 157,283 (29) | 19,659 (1)  | 176,942 (30) |
| 1986 | 66,764 (15)  | 68,101 (15)  | 134,865 (30) | None        | 134,865 (30) |
| 1987 | 65,264 (13)  | 77,571 (16)  | 142,835 (29) | None        | 142,835 (29) |
| 1988 | 90,858 (16)  | 71,377 (14)  | 162,235 (30) | None        | 162,235 (30) |
| 1989 | 107,507 (17) | 80,523 (15)  | 188,030 (32) | None        | 188,030 (32) |
| 1990 | 26,606 (7)   | 28,569 (9)   | 55,175 (16)  | None        | 55,175 (16)  |
| 1991 | 85,191 (15)  | 88,490 (16)  | 173,681 (31) | None        | 173,681 (32) |
| 1992 | 88,700 (14)  | 86,431 (15)  | 175,131 (29) | 7,218 (1)   | 182,349 (30) |
| 1993 | 88,810 (15)  | 78,770 (14)  | 167,580 (29) | 88,272 (2)  | 255,852 (31) |
| 1994 | 87,835 (14)  | 83,690 (14)  | 171,525 (28) | 26,662 (2)  | 198,187 (30) |
| 1995 | 39,179 (19)  | 42,560 (20)  | 81,739 (39)  | 5,975 (1)   | 87,714 (40)  |
| 1996 | 74,164 (13)  | 68,933 (16)  | 143,097 (29) | -----*      | 143,097 (31) |
| 1997 | 69,544 (14)  | 64,198 (15)  | 133,742 (29) | 17,612 (2)  | 151,354 (31) |
| 1998 | 77,242 (16)  | 80,230 (16)  | 157,472 (32) | 8,166 (1)   | 165,638 (33) |
| 1999 | 80,440 (15)  | 76,120 (15)  | 156,560 (30) | 8,816 (1)   | 165,376 (31) |
| 2000 | 88,559 (17)  | 69,106 (14)  | 157,665 (31) | None        | 157,665 (31) |
| 2001 | 75,318 (16)  | 58,033 (12)  | 133,351 (28) | None        | 133,351 (28) |
| 2002 | 76,789 (19)  | 64,931 (14)  | 141,720 (33) | None        | 141,720 (33) |
| 2003 | 71,864 (15)  | 89,083 (16)  | 160,947 (31) | None        | 160,947 (31) |
| 2004 | 85,045 (18)  | 95,549 (16)  | 180,594 (34) | None        | 180,594 (34) |
| 2005 | 104,808 (17) | 82,171 (14)  | 186,979 (31) | None        | 186,979 (31) |
| 2006 | 92,713 (19)  | 89,168 (17)  | 181,881 (36) | None        | 181,881 (36) |
| 2007 | 122,074 (18) | 114,877 (17) | 236,951 (35) | None        | 236,951 (35) |
| 2008 | 126,124 (17) | 89,424 (14)  | 215,548 (31) | 61,906 (2)  | 277,454 (33) |
| 2009 | 117,724 (19) | 97,855 (15)  | 215,579 (34) | 28,085 (2)  | 243,664 (36) |
| 2010 | 115,170 (16) | 95,562 (15)  | 210,732 (31) | 36,235 (2)  | 246,967 (33) |
| 2011 | 122,827 (18) | 101,901 (17) | 224,728 (35) | None        | 224,728 (35) |
| 2012 | 138,363 (18) | 115,437 (16) | 253,800 (34) | 12,000 (1)  | 265,800 (35) |
| 2013 | 139,935 (18) | 125,697 (17) | 265,632 (35) | None        | 265,632 (35) |
| 2014 | 116,226 (15) | 102,455 (14) | 218,681 (29) | None        | 218,681 (29) |
| 2015 | 134,377 (17) | 131,899 (18) | 266,276 (35) | None        | 266,276 (35) |
| 2016 | 116,061 (15) | 108,583 (15) | 224,644 (30) | None        | 224,644 (30) |
| 2017 | 127,345 (17) | 128,409 (20) | 255,754 (37) | None        | 255,754 (37) |
| 2018 | 111,561 (17) | 103,211 (16) | 214,682 (33) | None        | 214,682 (33) |
| 2019 | 107,523 (16) | 112,052 (17) | 219,575 (33) | None        | 219,575 (33) |
| 2020 | 61,720 (10)  | 51,057 (10)  | 123,449 (21) | 10,672 (1)  | 134,121 (22) |

Number of games played in parenthesis  
 \*1996 - No attendance figures kept for two games in Nashville, TN

### TIGERS SPRING TRAINING ATTENDANCE RECORDS

| SPRING SEASON ATTENDANCE RECORDS |      |         | TOP FIVE CROWDS - PUBLIX FIELD AT JOKER MARCHANT STADIUM |        |           |               |
|----------------------------------|------|---------|----------------------------------------------------------|--------|-----------|---------------|
| Category                         | Date | Total   | Rank                                                     | Total  | Date      | Opponent      |
| Florida Season Total             | 2015 | 266,276 | 1                                                        | 10,451 | 3/29/2013 | Tampa Bay     |
| Overall Total                    | 2008 | 277,454 | 2                                                        | 10,307 | 3/15/2011 | Boston        |
| Other Site Total                 | 1993 | 88,272  | 3                                                        | 10,219 | 3/27/2010 | New York (AL) |
| Home                             | 2013 | 139,935 | 4                                                        | 10,115 | 3/24/2012 | New York (AL) |
| Road                             | 2015 | 131,899 | 5                                                        | 10,084 | 3/23/2013 | New York (AL) |

### YEAR-BY-YEAR SPRING TRAINING EXHIBITION RECORDS

(Games vs. 'B' teams, Minor League teams or colleges not included)

| YEAR | HOME  | ROAD | W-L     | Pct. | Other Sites | Total   | Pct. | vs. AL | vs. NL |
|------|-------|------|---------|------|-------------|---------|------|--------|--------|
| 1966 | 7-4   | 6-5  | 13-9    | .591 | 0-3         | 13-12   | .520 | 6-5    | 7-7    |
| 1967 | 8-6   | 6-7  | 14-13   | .519 | None        | 14-13   | .519 | 9-8    | 5-5    |
| 1968 | 9-6   | 5-9  | 14-15   | .483 | None        | 14-15   | .483 | 7-6    | 7-9    |
| 1969 | 7-4   | 2-12 | 9-16    | .360 | 0-1         | 9-17    | .346 | 3-6    | 6-11   |
| 1970 | 7-8   | 5-8  | 12-16   | .429 | None        | 12-16   | .429 | 8-6    | 4-10   |
| 1971 | 8-6   | 5-8  | 13-14   | .481 | 0-2         | 13-16   | .448 | 6-6    | 7-10   |
| 1972 | 12-3  | 4-6  | 16-9    | .640 | None        | 16-9    | .640 | 7-6    | 9-3    |
| 1973 | 11-3  | 3-9  | 14-12   | .538 | None        | 14-12   | .538 | 4-6    | 10-6   |
| 1974 | 7-6   | 4-7  | 11-13   | .458 | 1-2         | 12-15   | .444 | 4-5    | 8-10   |
| 1975 | 7-11  | 6-8  | 13-19   | .406 | None        | 13-19   | .406 | 5-8    | 8-10   |
| 1976 | 5-6   | 3-3  | 8-9     | .471 | None        | 8-9     | .471 | 4-2    | 4-7    |
| 1977 | 7-9   | 8-4  | 15-13   | .536 | None        | 15-13   | .536 | 9-5    | 6-8    |
| 1978 | 11-3  | 7-5  | 18-8    | .692 | 0-1         | 18-9    | .667 | 9-3    | 9-6    |
| 1979 | 7-6-1 | 8-4  | 15-10-1 | .596 | None        | 15-10-1 | .596 | 7-5-1  | 8-5    |
| 1980 | 4-6   | 5-6  | 9-12    | .429 | 1-1         | 10-13   | .435 | 5-7    | 5-6    |



# TIGERS SPRING TRAINING INFORMATION

| Year | Home   | Road   | W-L     | Pct. | Other sites | Total   | Pct. | vs. AL | vs. NL  |
|------|--------|--------|---------|------|-------------|---------|------|--------|---------|
| 1981 | 13-4   | 10-7   | 23-11   | .676 | None        | 23-11   | .676 | 9-7    | 14-4    |
| 1982 | 8-8    | 3-8    | 11-16   | .407 | None        | 11-16   | .407 | 7-8    | 4-8     |
| 1983 | 8-6    | 5-6    | 13-12   | .520 | None        | 13-12   | .520 | 8-6    | 5-6     |
| 1984 | 7-8    | 4-9    | 11-17   | .393 | None        | 11-17   | .393 | 5-8    | 6-9     |
| 1985 | 8-7    | 8-6    | 16-13   | .552 | 0-1         | 16-14   | .533 | 8-7    | 8-7     |
| 1986 | 10-5   | 8-6-1  | 18-11-1 | .617 | None        | 18-11-1 | .617 | 12-7   | 6-4-1   |
| 1987 | 6-7    | 3-13   | 9-20    | .310 | None        | 9-20    | .310 | 8-8    | 1-11    |
| 1988 | 8-8    | 3-11   | 11-19   | .367 | None        | 11-19   | .367 | 6-14   | 5-5     |
| 1989 | 8-9    | 7-7-1  | 15-16-1 | .484 | None        | 15-16-1 | .484 | 11-9   | 4-7-1   |
| 1990 | 3-2-2  | 3-6    | 6-8-2   | .438 | None        | 6-8-2   | .438 | 3-4-2  | 3-4     |
| 1991 | 3-11-1 | 4-11   | 8-22-1  | .274 | None        | 8-22-1  | .274 | 4-12   | 4-10-1  |
| 1992 | 7-7    | 8-7    | 15-14   | .517 | 0-1         | 15-15   | .500 | 5-7    | 10-8    |
| 1993 | 5-9-1  | 3-11   | 8-20-1  | .293 | 0-2         | 8-22-1  | .274 | 4-12   | 4-10-1  |
| 1994 | 8-5-1  | 4-9-1  | 12-14-2 | .464 | 0-1-1       | 12-15-3 | .450 | 7-11-2 | 5-4-1   |
| 1995 | 11-8   | 4-16   | 15-24   | .385 | 0-1         | 15-25   | .375 | 8-14   | 7-11    |
| 1996 | 9-5    | 8-5-1  | 17-10-1 | .625 | 3-0         | 20-10-1 | .661 | 8-6    | 12-4-1  |
| 1997 | 7-6-1  | 4-11   | 11-17-1 | .397 | 1-1         | 12-18-1 | .403 | 8-7-1  | 4-11    |
| 1998 | 11-5   | 6-8-2  | 17-13-2 | .563 | 0-1         | 17-14-2 | .545 | 14-4-1 | 3-10-1  |
| 1999 | 9-5    | 6-9    | 15-14   | .517 | 0-1         | 15-15   | .500 | 10-8   | 5-7     |
| 2000 | 11-4-1 | 4-10   | 15-14-1 | .517 | None        | 15-14-1 | .517 | 10-5-1 | 5-9     |
| 2001 | 6-9    | 7-5    | 13-14   | .481 | None        | 13-14   | .481 | 9-6    | 4-8     |
| 2002 | 10-7   | 6-8    | 16-15   | .516 | None        | 16-15   | .516 | 8-9    | 8-6     |
| 2003 | 5-8-1  | 4-11-1 | 9-19-2  | .303 | None        | 9-19-2  | .303 | 5-9-1  | 4-10-1  |
| 2004 | 7-9-1  | 7-8-1  | 14-17-2 | .452 | None        | 14-17-2 | .452 | 3-8-2  | 11-9    |
| 2005 | 8-7-1  | 5-7-2  | 13-14-3 | .481 | None        | 13-14-3 | .481 | 4-6-2  | 9-8-1   |
| 2006 | 10-6-1 | 8-9    | 18-15-1 | .545 | None        | 18-15-1 | .545 | 8-8-0  | 10-7-1  |
| 2007 | 10-5-2 | 11-5-1 | 21-10-2 | .677 | None        | 21-10-2 | .677 | 7-4-1  | 14-6-2  |
| 2008 | 8-5-3  | 7-9    | 15-14-3 | .517 | None        | 15-14-3 | .517 | 3-6-2  | 12-8-1  |
| 2009 | 10-5-1 | 5-12   | 15-17-1 | .469 | None        | 15-17-1 | .469 | 5-5    | 10-12-1 |
| 2010 | 11-4   | 7-8-2  | 18-12-2 | .600 | None        | 18-12-2 | .600 | 8-5-1  | 10-7-1  |
| 2011 | 8-9    | 12-5   | 20-14   | .588 | None        | 20-14   | .588 | 8-5    | 12-9    |
| 2012 | 10-4-3 | 10-4-2 | 20-8-5  | .714 | None        | 20-8-5  | .714 | 5-3-1  | 15-5-4  |
| 2013 | 8-8-1  | 11-6-1 | 19-14-2 | .575 | None        | 19-14-2 | .575 | 6-7-1  | 13-7-1  |
| 2014 | 8-7    | 7-5-2  | 15-12-2 | .552 | None        | 15-12-2 | .552 | 5-4-1  | 10-8-1  |
| 2015 | 7-9-1  | 5-11-2 | 12-20-3 | .375 | None        | 12-20-3 | .375 | 6-8    | 6-12-3  |
| 2016 | 11-4   | 7-7-1  | 18-11-1 | .621 | None        | 18-11-1 | .621 | 6-6    | 12-5-1  |
| 2017 | 7-10   | 7-11-2 | 14-21-2 | .405 | None        | 14-21-2 | .405 | 5-10   | 9-11-2  |
| 2018 | 6-7-4  | 7-8-1  | 13-15-5 | .470 | None        | 13-15-5 | .470 | 7-7-2  | 6-8-3   |
| 2019 | 8-6-2  | 7-9-1  | 15-15-3 | .500 | None        | 15-15-3 | .500 | 8-7-2  | 7-8-1   |
| 2020 | 4-5-2  | 4-4    | 8-9-2   | .474 | 0-1         | 8-10-2  | .450 | 3-8-1  | 5-2-1   |

## TIGERS IN THE MICHIGAN SPORTS HALL OF FAME

|                        |      |                   |      |                           |      |
|------------------------|------|-------------------|------|---------------------------|------|
| Anderson, Sparky       | 1992 | Harwell, Ernie    | 1989 | Morris, Jack              | 2001 |
| Beckmann, Frank        | 2007 | Heilmann, Harry   | 1956 | Mullin, George            | 1962 |
| Bridges, Tommy         | 1963 | Hernandez, Willie | 2012 | Navin, Frank              | 1976 |
| Briggs, Walter O., Sr. | 1969 | Hiller, John      | 1989 | Newhouser, Hal            | 1962 |
| Brown, Gates           | 2002 | Horton, Willie    | 1987 | Northrup, Jim             | 2000 |
| Bunning, Jim           | 1981 | Ilitch, Michael   | 2004 | Parrish, Lance            | 2002 |
| Campbell, James        | 1985 | Jennings, Hughie  | 1958 | Patrick, Van              | 1991 |
| Carey, Paul            | 1992 | Kaline, Al        | 1978 | Rogell, Billy             | 1970 |
| Cash, Norm             | 1984 | Kell, George      | 1969 | Rowe, Schoolboy           | 1961 |
| Cobb, Ty               | 1955 | Kuenn, Harvey     | 1993 | Schembechler, Bo          | 1989 |
| Cochrane, Mickey       | 1956 | Lane, Ray         | 1997 | Stanley, Mickey           | 1994 |
| Crawford, Sam          | 1958 | Leach, Rick       | 2010 | Stearnes, Norman "Turkey" | 2007 |
| Devellano, Jim         | 2006 | Leyland, Jim      | 2017 | Tanana, Frank             | 2006 |
| Egan, Wish             | 1960 | Lolich, Mickey    | 1982 | Trammell, Alan            | 2000 |
| Fetzer, John E.        | 1984 | Lund, Don         | 1987 | Trucks, Virgil            | 1985 |
| Freehan, Bill          | 1982 | Manush, Heinie    | 1964 | Tyson, Ty                 | 1996 |
| Gehringer, Charlie     | 1956 | Maxwell, Charlie  | 1997 | Wertz, Vic                | 1983 |
| Gibson, Kirk           | 1999 | McAuliffe, Dick   | 1986 | Whitaker, Lou             | 2000 |
| Goslin, Goose          | 1965 | McCosky, Barney   | 1995 | York, Rudy                | 1972 |
| Greenberg, Hank        | 1958 | McLain, Denny     | 1991 |                           |      |

# COMERICA PARK





# COMERICA PARK HOME OF THE DETROIT TIGERS

## FACTS AND FIGURES

**Location:** 2100 Woodward Avenue, Detroit, MI, 48201

**Seating Capacity:** 41,083

**First Game:** April 11, 2000 vs. Seattle Mariners

**Playing Field Distances:** Left Field Line, 345 feet; Left-Center Power Alley, 370 feet; Center Field, 420 feet; Right-Center Power Alley, 365 feet; Right Field Line, 330 feet.

**Playing Field Fences:** All outfield fences are eight feet, six inches, except for the left field fence, which measures at six feet, 10 inches high and a 100-foot section in right field which measures 11 feet, six inches high.

**Area:** The ballpark itself encompasses over 788,000 square feet. Including the outbuildings, the total square footage is over one million.

**Lighting:** Comerica Park contains 16 light towers, each standing five stories tall and containing a total of 840 light fixtures. When lit, the system emits approximately 1.2 million watts.

**Dugouts:** Connected to clubhouses by tunnels. Visitors on first base side, home on third base side.

Comerica Park is home to the Detroit Tigers, a charter member of the American League and one of the most storied franchises in Major League Baseball. The opening of the park on April 11, 2000 ushered in a new era of baseball in Detroit, featuring a multi-faceted fan experience in one of the premier venues in professional sports. Comerica Park was designed with fans in mind, and provides a one-of-a-kind experience for visitors of all ages.

## THE DISTRICT DETROIT

The District Detroit is a dynamic sports & entertainment destination, and a growing community gathering place, that connects downtown Detroit to nearby neighborhoods such as Midtown, Corktown and Brush Park. The corridor is anchored by the innovative Little Caesars Arena, home of the Detroit Red Wings and Detroit Pistons, and Comerica Park, home of the Detroit Tigers. The Detroit Lions' Ford Field borders Comerica Park, completing a short boundary with all four professional sports teams located within walking distance, and in the heart of the district. Columbia Street, located between the iconic Fox Theatre and the new Little Caesars Global Resource Center along Woodward Avenue, is one of Detroit's latest retail destinations, with nearly 40,000 square feet of retail and a variety of dining options. New office, residential and retail spaces will continue to add momentum to Detroit's amazing comeback for years to come.

## THE CONCOURSES

Comerica Park's concourses are among the most generous of any sporting venue. The minimum width of the main concourse is 40 feet, though it becomes wider in many areas. The upper concourse is approximately 34 feet wide. Concourses at old Tiger Stadium were between 17 and 27 feet on the lower level, 11 feet behind the last row of the lower deck and 11 feet in the upper level.

## THE WALK OF FAME

Fans are treated to a tour through the rich history of Detroit Tigers baseball as they walk through the main concourse at Comerica Park. The concourse is divided into a chronology of Tigers history, complete with artifacts and exhibits. Decade monuments covering two decades each are placed along the concourse, towering from floor to ceiling and featuring rich memories from each era.

### CONCESSIONS FACILITIES AND FOOD COURT

Typical ballparks have a point of sale (register) for every 200 fans; Comerica Park abbreviates the wait with one point of sale for every 125 fans. Prior to the 2016 season, permanent brick-faced concession stands were installed on the concourse to improve sightlines for fans. Among the many tantalizing food options are the Brushfire Grill behind third base and the Big Cat Court behind first base, each featuring a wide range of snacks, sandwiches, frozen treats and other great munchies.

### THE SCOREBOARD


One of the most stunning features at Comerica Park is the high definition LED video board in left field. The Daktronics board measures approximately 48 feet high and 127 feet wide, and utilizes the latest in LED technology to offer excellent clarity and contrast of video images. In addition to the main board, a five-foot high and 100-foot wide LED display is positioned beneath the main board to provide pitcher statistics and other information. The state-of-the-art technology continues on top of the board with a script Tigers logo that utilizes LED technology, allowing the lettering to change color and be animated for special events throughout the season.

### FAMILY ENTERTAINMENT

In the middle of the Big Cat Court, the Comerica Park Carousel is available for the young and young-at-heart, with patrons riding atop tigers instead of horses. Also, the Fly Ball Ferris Wheel, a baseball-themed ferris wheel, is located in the Brushfire Grill. The stunning Chevrolet Fountain above center field synchronizes music and light to spraying fountains of water. Due to COVID-19 restrictions, the carousel and ferris wheel will not be offered this season.

### SEATING LEVELS AND CAPACITIES

There are approximately 23,000 seats in the lower bowl of Comerica Park, and 2,000 in the two suite levels. There are roughly 12,000 in the main upper deck. From just past first base to the right-field foul line, there is a section with 4,000 seats that does not have a suite level. The upper deck in this level is approximately 15 feet lower, and closer to the field than the main upper deck.



### PREMIUM SEATING AREAS

Comerica Park features four premium seating areas. Located at the upper rows of the lower bowl, the Tiger Den resembles the fashionable boxes at old-time sporting venues with movable chairs. A private lounge is available for patrons. Another premium seating area is located in the lowest rows of the lower bowl, called On-Deck Circle seats. Additionally, there are two levels of suites, which includes several party suites that are available for individual game rental.

### EXTENDED PROTECTIVE NETTING

Installed prior to the 2018 season, Comerica Park features a new and enhanced protective netting system, which extends from sections 140 to 116. The enhanced netting covers a much greater area than previously and is some of the thinnest in baseball, reflecting the organization's commitment to providing a fan-friendly, safe and enjoyable experience at a Tigers game.

### COMERICA PARK STATUES

Comerica Park features larger-than-life sculptures of six Tigers legends, which overlook the field from the left field concourse. The sculptures feature Ty Cobb, Charlie Gehringer, Hank Greenberg, Willie Horton, Al Kaline and Hal Newhouser. They were designed by sculptor Omri Amrany, and were cast in stainless steel. Gate A features a sculpture of Hall of Fame broadcaster Ernie Harwell, greeting fans as they enter Comerica Park.

### MOTORCITY CASINO HOTEL TIGER CLUB

The MotorCity Casino Hotel Tiger Club features approximately 20,000 square feet of entertainment space. There is seating for 300 patrons with a view of right field, a bar for 200, the Cigar Bar and a banquet facility.

### JIM BEAM CHAMPIONS CLUB

The Jim Beam Champions Club combines the perks of luxury seating with an open and relaxed lounge atmosphere. The Jim Beam Champions Club opened in 2006 and is located on the suite level down the left field line.

### THE PEPSI PORCH

Prior to the 2014 season, the Pepsi Porch underwent an extensive renovation, including the addition of the Coppercraft Distillery 416 bar, featuring a unique social setting with a relaxed outdoor environment. Fans in this area can sit comfortably in high-end outdoor furniture, with a nearby fire feature, big flat screen TVs, and enjoy a ballgame.

### THE CHEVROLET PAVILION

The Chevrolet Pavilion features 1,800 square feet of entertainment space under the scoreboard in left field, near Gate C. It is available to rent for private parties, and offers a variety of food, beverage and bar options. The Chevrolet Pavilion provides a relaxing atmosphere with excellent views of the field, and multiple TVs to catch the action.

### MILLER LITE PITCHER'S PUB

The Miller Lite Pitcher's Pub is open to the public and located on the Pepsi Porch in right field. Boasting a fun and relaxed atmosphere, flat screen TVs, and decor celebrating Detroit Tigers pitchers past and present, this is a great destination for a bite to eat and a beverage.

### BLUE MOON BREWHOUSE

Located behind section 330, the Blue Moon Brew House delivers features such as lounge seating, private restrooms, and excellent food and beverage offerings. This upper deck lounge is air conditioned, heated and open to the public.





# COMERICA PARK

## MOTORCITY CASINO HOTEL

### OFF-RAMP BAR

The MotorCity Casino Hotel Off-Ramp Bar features an over 50-foot bar with various beer selections on tap and nine large screens, creating the ultimate viewing experience of the scoreboard feed during the game and inning breaks. Located next to the Big Cat Court, the bar is also accessible from all levels via ramp.

### THE VIZZY HARD SELTZER VIEW

Located above the Pitcher's Pub in right field, the Vizzy Hard Seltzer View offers a panoramic view of Comerica Park and will be open to the public this season.

### MILLER LITE MARKET & BLUE MOON BISTRO

New to Comerica Park this season, the Miller Lite Market & Blue Moon Bistro across from the Chevrolet Pavilion are the best spots to quickly grab food or beverage throughout the game.

### GATED ENTRANCES

There are four gated entrances to Comerica Park, each featuring attractions on a grand scale. Among the features are immense 80-foot high baseball bats framing the gates, tiger sculptures and Pewabic tile accents.

### MOBILE-ONLY ENTRY

Comerica Park employs mobile ticketing as the primary method of entry for all games at the ballpark. Tigers fans can enter the ballpark utilizing the easy-to-use Major League Baseball Ballpark App, which has emerged as the preeminent application for buying, selling or transferring baseball tickets across MLB. Further, in cooperation with our partners at StubHub, fans also have the option to use the StubHub App to enter the ballpark.

### FANTASTIC FIREWORKS

Not only is Comerica Park known for explosive action on the field, but also in the skies above. Beginning shortly after the park opened in 2000, fantastic fireworks displays have been held on select Fridays throughout the season, adding unrivaled value and fun to an already exciting atmosphere. Due to COVID-19 restrictions, there will be no fireworks after Friday night games this season.

### SPECIAL NEEDS ACCESS

Comerica Park complies with all guidelines of the ADA. In completing the facility, the Tigers worked extensively with organizations including The Paralyzed Veterans of America's Michigan Chapter and the Michigan Commission for the Blind to ensure accessibility for all fans and a great baseball experience for guests who enter Comerica Park. Comerica Park has also partnered with Kulture City to provide sensory-friendly amenities and accessories which are available to fans at the Guest Services Office at Section 130.


### THE TEAM

The design team of HOK Sport and the Detroit-based Smith, Hinchman and Grylls served as architects for Comerica Park, while Huber, Hunt & Nichols, Inc., Turner Construction Company and White Construction Company joined forces to form Hunt-Turner-White as construction management team. Private financing accounts for more than 60 percent of Comerica Park, with partners including the Tigers and a bank syndicate led by Sumitomo Bank, Limited, Societe General, First Chicago NBD, Provident Bank of Maryland, First of America Bank, Standard Federal Bank and Michigan National Bank. Public financing participants include the Michigan Strategic Fund (infrastructure), City of Detroit Downtown Development Authority and Wayne County.

### NON-PERMITTED ITEMS

Items prohibited from Comerica Park include, but are not limited to the following:

- Aerosol cans (hairspray, mace, pepper spray, etc.). Aerosol sunscreen is allowed
- Animals (except ADA compliant service animals or service animals in training)
- To create a safe and distanced entrance process for fans, no bags can be brought into Comerica Park (exceptions: medical or diaper bags)
- Baseball bats of any size. Souvenir bats purchased in the park must be checked at Guest Services office
- Beach balls or other inflatable items
- No outside food or beverage
- Bottles (glass or plastic; except factory sealed clear bottles of unflavored water). Empty refillable plastic water bottles are allowed.
- Brooms
- Fireworks, firearms or other weapons
- Fishing nets or poles
- Frisbees
- Hard sided cups, thermos or coolers
- Knives of any size, shape or variety (box cutters, scissors, etc.)
- Laser devices/pointers
- Marijuana or illegal narcotics, including accessories or paraphernalia associated with marijuana or illegal narcotics use.
- Markers and paint



- Masks, helmets, or any costume items that cover the face.
- Noisemaking devices: air horns, bullhorns, thunder sticks, cowbells, bells, horns, kazoos, whistles and other noisemakers
- Non-baseball related signs
- Objects that can be used as missiles or projectiles: sticks, bats, clubs, frisbees, beachballs
- Selfie sticks
- Skateboards, rollerblades, hoverboards, segways, scooters
- Squirt guns of any kind
- Sticks, including signs attached to sticks
- Stools, folding chairs or back supports
- Umbrellas-no large or golf size umbrellas. Only small collapsible umbrellas allowed.
- Unmanned aerial vehicle (i.e. drones)

A complete list of prohibited items is available at [tigers.com](http://tigers.com).

Items from the above list should be returned to your vehicle or discarded. All fans are subject to security screening procedures prior to entering the ballpark.





## MOMENTS IN COMERICA PARK HISTORY

Comerica Park is entering its 22nd season as the home of the Detroit Tigers. Over two decades, Comerica Park has seen many exciting moments that are part of the fabric of Detroit baseball history.

### MIDSUMMER CLASSIC RETURNS TO MOTOWN

The first marquee Major League Baseball event to take place at Comerica Park was the 2005 Major League Baseball All-Star Game. It marked the fourth All-Star game in Detroit, and the first since 1971. The American League defeated the National League, 7-5, behind home runs from Mark Teixeira and Miguel Tejada. In the home run derby, Bobby Abreu set a then-Major League record, belting 24 home runs in the first round, and 41 home runs over the course of the contest.



### PLAYOFF BASEBALL COMES TO COMERICA PARK

After clinching the American League Wild Card during the regular season and opening the 2006 playoffs at Yankee Stadium, the first postseason game in the history of Comerica Park was played on October 6, 2006. The Tigers defeated the Yankees, 6-0, and went on to win five of the six games held at Comerica Park during the 2006 playoffs.

### MAGGLIO ORDOÑEZ BELTS HISTORIC HOME RUN TO SEND TIGERS TO THE FALL CLASSIC


Tigers right fielder Magglio Ordoñez stepped to the plate in the bottom of the ninth inning with the score tied at three in Game Four of the 2006 American League Championship Series. He belted a Huston Street offering into the Detroit sky for a game-ending, three-run home run, propelling the Tigers to the club's first World Series berth since 1984.

### WORLD SERIES BASEBALL AT COMERICA PARK

The Tigers have appeared in the World Series twice since Comerica Park opened in 2000. The Tigers split two games with the St. Louis Cardinals in the 2006 World Series, and lost both games to the San Francisco Giants in the 2012 World Series at Comerica Park.

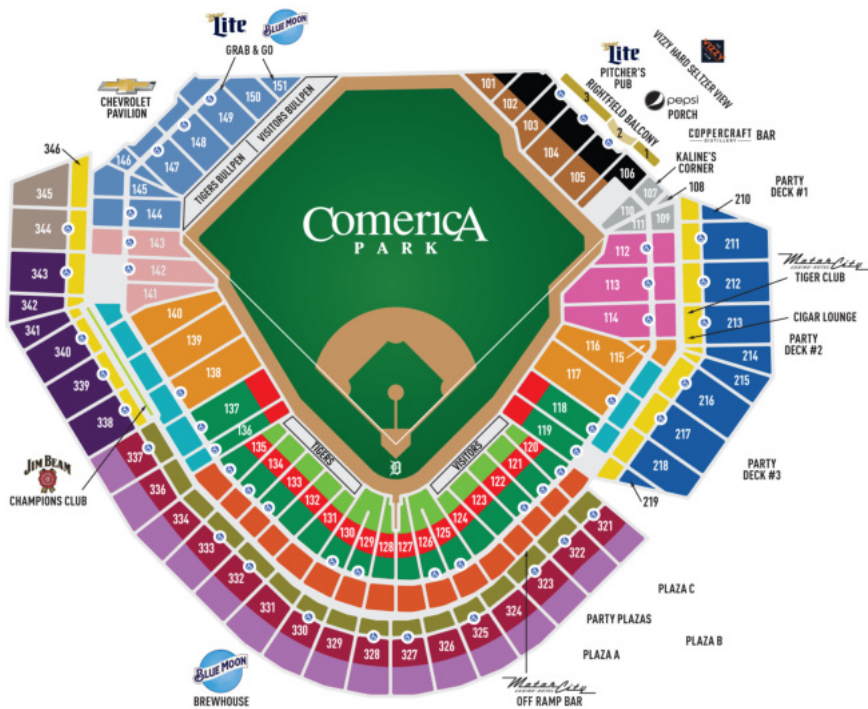
### VERLANDER FIRES SIXTH NO-HITTER IN FRANCHISE HISTORY

Justin Verlander fired the sixth no-hitter in franchise history on June 12, 2007, in a 4-0 victory over the Milwaukee Brewers. It marked the first no-hitter at Comerica Park, and the first no-hitter by a Tigers pitcher in Detroit since Virgil Trucks on May 15, 1952, at Briggs Stadium.





# TICKETING AND SECURITY INFORMATION



## ONLINE PURCHASING

To view and purchase Tigers tickets for the 2021 season, including single game, value packages or full/partial season plans, visit [tigers.com](https://tigers.com).

## COMERICA PARK BOX OFFICE

Located at Comerica Park on Witherell Street, the Box Office is open daily during the season, from 10:00 a.m. - 5:00 p.m. On game days, the Box Office opens at 10:00 a.m., and closes 30 minutes after the final pitch of the game. Closed on holidays.

## PHONE ORDERS

Tickets may be ordered over the phone by calling [tickets.com](https://tickets.com), at (866) 66-TIGER. Tickets.com is open Monday through Sunday, 9:00 a.m. - 9:00 p.m. Tickets purchased over the phone are subject to a supplemental convenience charge.

## MAIL ORDERS

Mail orders should be sent to: Detroit Tigers Box Office, 2100 Woodward Ave., Detroit, MI, 48201. There is a \$10.00 handling charge per order.

## ADDITIONAL INFORMATION

Call the Tigers at (313) 471-2000.

## COMERICA PARK GUEST CODE OF CONDUCT

The Detroit Tigers are committed to creating a safe and comfortable family entertainment experience at the ballpark. Therefore, we have established the Guest Code of Conduct. Prohibited actions and behaviors include (but are not limited to) the following:

- Masks must be worn by fans and employees except when actively eating or drinking in the designated seating area.
- Masks that fans wear must be on MLB's approved list, which generally include cloth or surgical varieties. Gaiters or masks with valves are not permitted.
- Disruptive behavior including obscene gestures, derogatory, foul, biased or abusive language directed at fans, players, umpires or anyone else
- Going onto the field, interfering with the progress of the game or a ball in play
- Intoxication, diminished capacity or otherwise appeared impairment by alcohol or drugs
- Wearing obscene or indecent clothing
- Sitting in seats other than what ticket permits, or refusal to show ticket when asked by Comerica Park representative
- Extreme acts of public affection
- Smoking

Violation of our standards of guest conduct may result in guest(s) being ejected without refund, and possible arrest.



**2021 MEMBERSHIPS  
ON SALE NOW!**

**THE 2021 KIDS CLUB MEMBERSHIP INCLUDES:**



Detroit Tigers  
Backpack



Detroit Tigers  
Light-Weighted Hoodie



Detroit Tigers  
2-Piece Mask Set



Detroit Tigers  
Compression Sleeve

**ALL FOR ONLY \$16<sup>\*\*</sup>**

**\*\*plus shipping and handling**

**JOIN THE BEST FAN CLUB IN BASEBALL  
BY VISITING [TIGERS.COM/KIDSClub](https://www.tigers.com/kidsclub)**

**Kroger** AQUAFINA

# 2021

## DETROIT TIGERS SCHEDULE

| APRIL          |                |                |                |                |                |                |
|----------------|----------------|----------------|----------------|----------------|----------------|----------------|
| SUN            | MON            | TUE            | WED            | THU            | FRI            | SAT            |
|                |                |                |                | 1 CLE<br>1:10  | 2              | 3 CLE<br>1:10  |
| 4 CLE<br>1:10  | 5 MIN<br>1:10  | 6 MIN<br>1:10  | 7 MIN<br>1:10  | 8              | 9 CLE<br>7:10  | 10 CLE<br>6:10 |
| 11 CLE<br>1:10 | 12 HOU<br>8:10 | 13 HOU<br>8:10 | 14 HOU<br>7:10 | 15 OAK<br>9:40 | 16 OAK<br>9:40 | 17 OAK<br>4:07 |
| 18 OAK<br>4:07 | 19             | 20 PIT<br>8:10 | 21 PIT<br>6:40 | 22 PIT<br>6:40 | 23 KC<br>1:10  | 24 KC<br>7:10  |
| 25 KC<br>1:10  | 26 KC<br>1:10  | 27 CWS<br>8:10 | 28 CWS<br>8:10 | 29 CWS<br>8:10 | 30 NYY<br>7:05 |                |

| MAY            |                 |                 |                 |                |                |                |
|----------------|-----------------|-----------------|-----------------|----------------|----------------|----------------|
| SUN            | MON             | TUE             | WED             | THU            | FRI            | SAT            |
|                |                 |                 |                 |                |                | 1 NYY<br>1:05  |
| 2 NYY<br>1:05  | 3               | 4 BOS<br>7:10   | 5 BOS<br>7:10   | 6 BOS<br>1:10  | 7 MIN<br>7:10  | 8 MIN<br>4:10  |
| 9 MIN<br>1:10  | 10              | 11 KC<br>7:10   | 12 KC<br>7:10   | 13 KC<br>1:10  | 14 CHC<br>7:10 | 15 CHC<br>4:10 |
| 16 CHC<br>1:10 | 17 SEA<br>10:10 | 18 SEA<br>10:10 | 19 SEA<br>10:10 | 20             | 21 KC<br>8:10  | 22 KC<br>4:10  |
| 23 KC<br>2:10  | 24 CLE<br>7:10  | 25 CLE<br>7:10  | 26 CLE<br>7:10  | 27 CLE<br>7:10 | 28 NYY<br>7:10 | 29 NYY<br>4:10 |
| 30 NYY<br>1:10 | 31 MIL<br>2:10  |                 |                 |                |                |                |

| JUNE           |                |                |                |                |                |                 |
|----------------|----------------|----------------|----------------|----------------|----------------|-----------------|
| SUN            | MON            | TUE            | WED            | THU            | FRI            | SAT             |
|                |                | 1 MIL<br>7:40  | 2              | 3 CWS<br>8:10  | 4 CWS<br>8:10  | 5 CWS<br>2:10   |
| 6 CWS<br>2:10  | 7              | 8 SEA<br>7:10  | 9 SEA<br>7:10  | 10 SEA<br>1:10 | 11 CWS<br>7:10 | 12 CWS<br>4:10  |
| 13 CWS<br>1:10 | 14 KC<br>8:10  | 15 KC<br>8:10  | 16 KC<br>2:10  | 17 LAA<br>9:38 | 18 LAA<br>9:38 | 19 LAA<br>10:07 |
| 20 LAA<br>4:07 | 21             | 22 STL<br>7:10 | 23 STL<br>1:10 | 24 HOU<br>7:10 | 25 HOU<br>7:10 | 26 HOU<br>4:10  |
| 27 HOU<br>1:10 | 28 CLE<br>7:10 | 29 CLE<br>7:10 | 30 CLE<br>7:10 |                |                |                 |

| JULY           |                |                |                |                |                |                |
|----------------|----------------|----------------|----------------|----------------|----------------|----------------|
| SUN            | MON            | TUE            | WED            | THU            | FRI            | SAT            |
|                |                |                |                | 1              | 2 CWS<br>7:10  | 3 CWS<br>4:10  |
| 4 CWS<br>1:10  | 5 TEX<br>8:05  | 6 TEX<br>8:05  | 7 TEX<br>2:05  | 8 MIN<br>8:10  | 9 MIN<br>8:10  | 10 MIN<br>2:10 |
| 11 MIN<br>2:10 | 12             | 13             | 14             | 15             | 16 MIN<br>7:10 | 17 MIN<br>6:10 |
| 18 MIN<br>1:10 | 19 TEX<br>7:10 | 20 TEX<br>7:10 | 21 TEX<br>7:10 | 22 TEX<br>1:10 | 23 KC<br>8:10  | 24 KC<br>7:10  |
| 25 KC<br>2:10  | 26 MIN<br>8:10 | 27 MIN<br>8:10 | 28 MIN<br>1:10 | 29 BAL<br>7:10 | 30 BAL<br>7:10 | 31 BAL<br>6:10 |

| AUGUST         |     |                |                |                |                |                |
|----------------|-----|----------------|----------------|----------------|----------------|----------------|
| SUN            | MON | TUE            | WED            | THU            | FRI            | SAT            |
| 1 BAL<br>1:10  | 2   | 3 BOS<br>7:10  | 4 BOS<br>7:10  | 5 BOS<br>1:10  | 6 CLE<br>7:10  | 7 CLE<br>7:10  |
| 8 CLE<br>1:10  | 9   | 10 BAL<br>7:05 | 11 BAL<br>7:05 | 12 BAL<br>4:05 | 13 CLE<br>7:10 | 14 CLE<br>6:10 |
| 15 CLE<br>1:10 | 16  | 17 LAA<br>7:10 | 18 LAA<br>7:10 | 19 LAA<br>1:10 | 20 TOR<br>7:07 | 21 TOR<br>3:07 |
| 22 TOR<br>1:07 | 23  | 24 STL<br>7:45 | 25 STL<br>1:15 | 26             | 27 TOR<br>7:10 | 28 TOR<br>6:10 |
| 29 TOR<br>1:10 | 30  | 31 OAK<br>7:10 |                |                |                |                |

| SEPTEMBER/OCTOBER |                |                |                |                |               |               |
|-------------------|----------------|----------------|----------------|----------------|---------------|---------------|
| SUN               | MON            | TUE            | WED            | THU            | FRI           | SAT           |
|                   |                |                | 1 OAK<br>7:10  | 2 OAK<br>1:10  | 3 CIN<br>7:10 | 4 CIN<br>7:10 |
| 5 CIN<br>1:10     | 6 PIT<br>1:35  | 7 PIT<br>6:35  | 8 PIT<br>6:35  | 9              | 10 TB<br>7:10 | 11 TB<br>6:10 |
| 12 TB<br>1:10     | 13             | 14 MIL<br>6:40 | 15 MIL<br>1:10 | 16 TB<br>7:10  | 17 TB<br>7:10 | 18 TB<br>4:10 |
| 19 TB<br>1:10     | 20 CWS<br>6:40 | 21 CWS<br>6:40 | 22 CWS<br>1:10 | 23             | 24 KC<br>7:10 | 25 KC<br>6:10 |
| 26 KC<br>1:10     | 27             | 28 MIN<br>7:40 | 29 MIN<br>7:40 | 30 MIN<br>7:40 | 1 CWS<br>8:10 | 2 CWS<br>7:10 |
| 3 CWS<br>3:10     |                |                |                |                |               |               |

HOME

AWAY

ALL DATES SUBJECT TO CHANGE.