

Process: This process is used to display Plant Maintenance (PM) work order confirmations.

Role: Authorized Personnel

Frequency: As needed


SAP Easy Access

Enter the transaction code

IW43

Display PM Order Confirmation: Initial Screen

Order



Enter the Order number – Use the Possible Entries icon  if necessary

Press the Enter key

Display PM Order Confirmation: Actual data

If only one confirmation exists for the Order, the *Display PM Order Confirmation: Actual data* screen will be displayed:

*** Display PM Order Confirmation: Actual data**

Notification MeasDocuments  Administr.  Exit without Saving Time and Codes Confirmati

Order: 807000000300 Outlet not working by podium

Oper./Act. 0010 Outlet not working by podium

Confirmation Data / 1

CATS Doc. No. 1188

Work Center UNASSIGN CPPD Campus PPD Unassigned Work

Personnel No. 20796 Purnell D Emmet Wage Type

Actual Work 1.25 H Activity Type LABOR Posting Date 04/16/2007


Final Confirmtn AcctIndicator

Clear Open Res. Remaining Work 0.75

Work Starts on 04/16/2007 08:00:00 Actual Duration 0.0

Work Ends on 04/16/2007 09:15:00 Forecast End 24:00:00

Reason

Confirm. Text 

TIP: Click on the **Adminstr.** pushbutton  in the Application Toolbar to display when and who entered/changed this confirmation

TIP: Double-click on the **Order** number (807000000300 in the example above) to display the entire work order, if desired

The following tools to help you are on the myHelp website.

Course Material • Transaction Procedures • Transaction Simulations • Online Feedback Form

<http://myhelp.uky.edu/>

Display PM Order Confirmation: Confirmation Overview

If multiple confirmations exist for the Order, the *Display PM Order Confirmation: Confirmation Overview* screen will be displayed:

*** Display PM Order Confirmation: Confirmation Overview**

Order: 807000000300 Outlet not working by podium

Confirmations for Operations and Suboperations

Op.	Su...	Ty.	Spl	Conf.	F C	Pstg Dt.	Work Ctr	Act. Work	Un.	ATy.	Description
0010											Outlet not working by podium
				1		04/16/07	UNASSIGN	1.25 H		LABOR	
				2		04/16/07	UNASSIGN	1.25 H		LABOR	
				3		04/16/07	UNASSIGN	1.25 H		LABOR	

To view only one confirmation, click on the gray select box to the far-left of the desired confirmation

Confirmations for Operations a

Op.	Su...	Ty.	Spl	Conf.
0010				
				1
				2
				3

Click on the Actual Data icon in the Application Toolbar



Display PM Order Confirmation: Actual data

Click on the Back icon to return to the *Confirmation Overview* screen



Display PM Order Confirmation: Confirmation Overview

To view and scroll through all confirmations easily, click on the Select all icon in the Application Toolbar



Click on the Actual Data icon in the Application Toolbar



Display PM Order Confirmation: Actual data

Click on the scroll icons in the Application Toolbar to navigate through the confirmations



Click on the Exit icon  to exit the transaction

The following tools to help you are on the myHelp website.

[Course Material](#) • [Transaction Procedures](#) • [Transaction Simulations](#) • [Online Feedback Form](#)

<http://myhelp.uky.edu/>