

First Class Mail  
U.S. Postage PAID  
Permit No. 903  
Topeka, KS



Journal of the

# National Finch & Softbill Society

Vol. 27, No. 3

May / June 2010

The EuroCage™ is based on a design used by many European bird breeders. The cages can be used singly or in stacks of three high, covering an entire wall or room. The cages are light, sturdy, have powder-coated fronts and durable white plastic sides. These opaque sides are an important part of successful breeding; they separate the pairs so they can hear each other without seeing each other. Each unit can be equipped with a fluorescent light to show the birds to their best advantage. Nestboxes can be placed on a platform inside the cages which assures that banks of cages can be neatly fitted together. The design of the cage allows for maximum hygiene with minimum effort, and the high quality aluminum tubing is designed for a lifetime investment. Any questions...

Call 1.800.456.6780

*We cage 'em, You raise 'em™*



**CC** **Corners Limited**  
CUSTOM CAGING SPECIALISTS



**Enable Your Bird to Self-Medicate**  
*It could be a life-saver!*

**Twin Beaks® Aviary's Herb Salad™** is a 100% ORGANIC, pesticide-free avian product for all bird species. It contains the leaves, roots and bark of the plants and grasses that animals in the wild use to supplement diet, cure disease, eliminate parasites, and relieve pain.

Unlike medication, Herb Salad works by prevention. It provides your birds with the means to combat deficiencies before they become a danger to their health. Invaluable to the bird keeper is his bird's ability to instinctively self-medicate before displaying the changed behavior that first alerts us to a health concern. Beneficial to both healthy and ailing birds, Herb Salad can strengthen the immune system and help repair damaged organs.



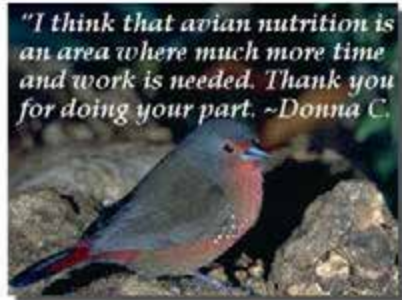
*"Your product is by far the best on the market."*  
 ~Rose S.

*"My birds love it!"* ~William W.

*"We consider Herb Salad essential to our feeding program."* Twin Beaks Aviary began using Herb Salad in 1989. Increased breeding success, minimized use of meds and lower incidences of illness is a testament to its effectiveness. *"We promise freshness and quality in all of our products and back it with a 100% Satisfaction Guarantee."*

To locate a dealer in your area, or request a free sample, please visit us at [www.twinbeaksaviary.com](http://www.twinbeaksaviary.com).

*"I think that avian nutrition is an area where much more time and work is needed. Thank you for doing your part."* ~Donna C.



The ORIGINAL and ONLY  
**Herb Salad™**

Twin Beaks Aviary PO Box 365 Gratiot, WI 53541 608-968-1311 [sales@twinbeaksaviary.com](mailto:sales@twinbeaksaviary.com)



## AUSTRALIA

### MIKE FIDLER'S COMPLETE SOFT FOOD FOR HIGH METABOLISM BIRDS



#### CONTAINS:

1. A high protein value consisting of all essential amino acids allowing for the synthesis of over 600 proteins, minimising or eliminating the need for live food in some species.
2. All essential vitamins with emphasis on Vitamin E for fertility & Vitamin D3 for the assimilation of calcium.
3. All essential minerals including trace minerals required for good health & normal egg production.
4. All essential carotenoids required to stimulate breeding, maintain the endocrine system and enhance feather colour.
5. Free radicals & oxidants.

The research grade soft food fed to over 2000 captive Finches at the Save the Gouldian Fund.



DVD:  
 AT HOME WITH  
 MIKE FIDLER



Fabulous Finch  
 877-346-2433  
[www.fabulousfinch.com](http://www.fabulousfinch.com)



product photo by  
[www.studiozavisa.com](http://www.studiozavisa.com)

NOW AVAILABLE IN THE USA AT [WWW.FABULOUSFINCH.COM](http://WWW.FABULOUSFINCH.COM)

Mike Fidler has no financial interest in Birds R Us. Donations are made to the Save the Gouldian Fund as a thank you for Mike's assistance in the design & formulation of these products.

**PRESTIGE** - Fresh from Belgium  
Special Prices for Club Members

QUALITY BIRD

orlux

When you  
want it...  
we have  
it!

# Premium European Bird Foods

These premium recipes are enriched with vitamins, amino acids and minerals. These products guarantee the well being of the birds, to the satisfaction of the bird fanciers.


QUANTITY DISCOUNTS AVAILABLE

BULK BAGS  
AVAILABLE



CANARY  
BREEDING CAGES  
Stackable, with or  
without the stand!

REMOVABLE MIDDLE PARTITIONS  
ONE WIRE - ONE SOLID



CAGE MEASURES  
40" LONG x 16" HIGH x 13" WIDE



**VERSELE-LAGA**

Gold Patee for Yellow, Red,  
and White Canaries.

**Guaranteed**  
No Bugs. No Dust.



**KING'S CAGES**  
INTERNATIONAL, LLC

375 Old Bridge Turnpike • East Brunswick • New Jersey • U.S.A.  
Toll Free: (866) 777-7303 • Tel: (732) 698-9800 • Fax: (732) 698-9806  
[www.KingsCages.com](http://www.KingsCages.com) • [Shop@KingsCages.com](mailto:Shop@KingsCages.com)

## NFSS Mission Statement

The National Finch & Softbill Society is dedicated to the introduction of the enjoyment of keeping and breeding Finches and Softbills to all interested parties, enhance the knowledge of our members in keeping and care of these birds, encourage breeding programs, and cooperate with organizations for the preservation of aviculture in this country.

## Journal of the National Finch & Softbill Society

Publisher: The National Finch & Softbill Society - [www.nfss.org](http://www.nfss.org)

Issue Editor: Tom Keegan

Designer: J. M. Tavenner

NFSS Principal Address: 918 Georgia Avenue Etowah, TN 37331

The Journal of the National Finch & Softbill Society is published bimonthly by NFSS.

Submitting Materials for Publication: All materials should be submitted to 2nd Vice President Tom Keegan, 21 Oakcrest Rd., S. Weymouth, MA 02190, (781) 335-3927, [2ndVP@nfss.org](mailto:2ndVP@nfss.org). NFSS members are encouraged to submit articles and photographs. NFSS reserves the right to edit and/or reject all written, photographic, and advertising materials submitted for publication to the Journal. Deadline for time-sensitive submissions: 15th day of Nov, Jan, Mar, May, Jul, & Sep for following issue.

Editorial Policy/Disclaimer: NFSS-affiliated clubs have permission to reprint all articles and photographs with the following exceptions: All articles and photos labeled "All Rights Reserved" require the copyright owner's permission and all "Reprinted by Permission of" articles require written permission from the originating source. Opinions expressed or facts reported in articles and published in the Journal do not necessarily reflect the views of the Editor, NFSS, or its Board of Directors. Publishing of advertisements in the Journal does not imply endorsement by NFSS. NFSS assumes no responsibility for advertisers' claims or the quality of their products or services.

Journal and NFSS Dues: New memberships and late renewals (expired membership) received by the fifteenth of any month immediately preceding a journal issue will receive six issues beginning with the issue immediately following the month they joined. For dues received after these cutoff dates, the first issue will be one issue later than that. Cutoff dates to receive the next published issue are as follows: Dec 15, Feb 15, April 15, June 15, Aug 15, Sept 15.

Cover: *Violaceous Euphonia* cock in planted aviary. Photo by Tom Keegan.

## Advertising Rates

Covers (color – inside & out) \$90.00/Issue or \$450.00/Year; Full Page (B&W) 60.00/Issue or \$306.00/Year; Half-Page (B&W) \$40.00/Issue or \$204.00/Year; Quarter-Page (B&W) \$20.00/Issue or \$102.00/Year. Ms. Gail Benson, – 144 N. Clyde Ave., Palatine, IL 60067, (847) 963-1926, or Email [advertising@nfss.org](mailto:advertising@nfss.org)

# Table of Contents

<b>President's Message</b>	Page 4
<b>The Green Day Diet</b> by Doug Taylor	Page 5
<b>NFSS Board Of Directors Meeting</b> <b>1<sup>st</sup> Quarter 2010</b>	Page 11
<b>2009 National Cage Bird Show</b> by Laura Bewley	Page 12
<b>Notes on Breeding Violaceous Euphonia</b> <b>(<i>Euphonia violacea</i>)</b> by Tom Keegan	Page 18
<b>Reverse Gouldian Genetics</b> <b>"What pairings will give me a Pastel?"</b> by Tiffany Park	Page 26
<b>2009 Census Results</b>	Page 33
<b>NFSS Affiliated Clubs/Events</b>	Page 42
<b>NFSS 2010 Panel of Judges</b>	Page 47
<b>The 2010 NFSS</b> Board of Directors & Appointed Officers	Page 48

# President's Message



## Time Well Spent

---

I doubt that any of you began keeping birds because you were looking for an excuse to wash feeders and scrape cages. Checking feeders and getting the water founts cleaned and changed, plus a weekly cleaning of the indoor cages, can fill all of the available "bird" time. In breeding season, adding the preparation and distribution of a soft food once or twice a day, checking nest boxes and a host of other small but necessary tasks can fill every available minute.

We like looking at birds and most of us began keeping birds as a way to spend more time looking at them. Yet, during the breeding season when our birds are wearing their most beautiful plumage, displaying their most interesting behaviors and, with any luck, giving us an opportunity to see up close their new kids, we don't make the time to stop, sit down and watch them. I'm not talking about stolen moments; I'm talking about "serious sitting" in a comfortable chair. I want to propose an idea that I believe most of the long time bird breeders will agree with. Time spent watching your birds isn't just a luxury, it's an absolutely integral part of good husbandry. There are no shortcuts to becoming familiar with your birds. It requires observation time and, to be truly effective,

it requires that the birds become sufficiently comfortable with your presence to exhibit a full range of behaviors. Your ability to make good selections for pairings and identify the first expressions of territorial or aggressive behaviors will be enhanced by extended observation and will help to reduce losses and improve breeding results. Watching your birds is also a very nice way to spend some time.

You're in luck. You can tell the spouse and kids that you're not ignoring all of those other chores but doing something important with the birds.

So, start thinking of spending time watching your birds as one of the most important chores on your weekly to-do list. And, if you're getting pressure from your family to get your work done, you've got a great new comeback. Tell them you're sitting down and watching your birds – and that it's on your list of chores!

*Respectfully,*

**John Wilson  
President**

# The Green Day Diet

*by Doug Taylor, Gulf Coast Finches, Beaumont, TX*

The Green Day Diet was formulated at Gulf Coast Finches in Beaumont, Texas. It has been used for a few years with success. Even though it seems a bit work-intensive, the results are worth it! Once you have prepared it a few times, you will find it not that difficult to make.


It is served every morning at lights on every day of the year. There is a two-fold reason for this. When the finches wake, they are hungry and it is better to be eating a nutritious morning meal than stuffing their crops with seed. Secondly, new hatchlings must be fed and receiving the nutritious soft foods supplies everything needed for fast-growing bodies. It insures that they will develop successfully. They will also wean faster, which is a consideration when the parents have gone back to the nest to start a second clutch.

Maximum digestive efficiency is reached with vegetables and eggs—less crop time before being digested. Seed spends 75% of its time in the crop, as it has to be broken down first by enzymes and saliva. Pelletized and other dried foods also slow down the digestive process, as finches must take on additional water and wait for the dried foods to soften. The better the digestive efficiency, the more net energy is attained, and that can translate into triggering egg production.

Although the diet was first developed as a breeding diet, it soon made sense to feed it year 'round. With the many species being raised here, breeding times differed throughout the year and when the breeding cycles came up, the birds needed to be in top condition. By eliminating what has sometimes been referred to as an austerity diet, birds can

**PAUL HANCOCK  
MANDY TUCKER**

Quality Birds at Affordable Prices!



Finches - Canaries - Parrots - Doves

**479-293-4994**

Email: [mandy@singing-wings-aviary.com](mailto:mandy@singing-wings-aviary.com)

Website: [www.singing-wings-aviary.com](http://www.singing-wings-aviary.com)

**Singing Wings Aviary**

31 Old Wire Road East

London, Arkansas 72847



successfully breed when they should without fear of them not being nutritionally prepared. Well-fed birds are also less susceptible to becoming sick.

The many people using the diet report their birds are healthier, breed easier and for those raising show birds, they are placing their finches on the top bench. You will notice better coloration of feathers after the first molt on this diet. It is a result of carotene in the diet. Also, form improves and succeeding generations show many characteristics of being "at optimum."

The Green Day Diet is vegetable- and egg-based, but is NOT a mash. All of my birds are cage-bred or flight-bred indoors. The food is served on a 5" dia. plate with 4 piles on it. One is the Cole Slaw mix, one is broccoli, one is the dark leafy green of the day, and the largest pile (about 35%) is the fresh egg mix. Finches can discern which foods they need and demonstrate that they are self-regulators. It is not necessary to mix all together "to get them to eat what they should." Instead, by not making it a mash, the finches can clearly identify which foods they need rapidly, as well as making their food plate interesting and inviting. This is especially critical for parents feeding newborn, as the diet they feed their hatchlings is usually all egg food.

Even though I place the same amount of food on the birds' plates each day, some days, some of the plates are cleaned off, and other days there may be leftovers. They have eaten what they need. Birds also must see there is an ample supply of food before they decide to raise a family, so I always try to make sure there is more than enough served.

### Here is the veggie breakdown:

One vegetable mix that is given daily is cabbage and carrot, which is low in iron and oxalates, but has a good level of carotene and several vitamins. Carotene not only provides color to feathers, but stimulates the ovaries of hens for egg production. I used to buy a pre-pack Cole Slaw mix with the two already shredded. Then I cut them down to beak-size portions. Due to the larger amount of food I am now preparing, I have since switched to buying the cabbage and carrots separately and use a food processor for the carrots, but still prefer a chef's knife for the cabbage.

Broccoli is nature's most abundantly nutritious vegetable and is served every day. It is relatively low in iron, but packs Vitamins A, C and K. Select tight heads with no flowers open. Once flowers open, the incidence of mold accelerates fast. I cut at least an inch below the florets, as it is in the stem where potassium resides. So when picking out broccoli, turn it upside down and look for the greenest stems. When I finish cutting them up and processing them, the results resembles a pile of small green crumbles.

Other vegetables used on a rotating basis are collard, mustard and turnip greens. These greens are packed with vitamins and minerals, yet don't exhibit any high toxicity levels. I usually wash the leaves, pinch off the stems or "de-vein" the larger leaves with thicker stalks, then bundle them up and start slicing. I keep slicing and dicing until they are beak-size. The collards have the highest amount of bioavailable (soluble) calcium of all of the vegetables used, so collards appear on the finches' plates at least 4 times a week.



Since parsley and spinach are high in iron content, I use them only once a week and they usually are mixed in with one of the regular greens. Iron and calcium are the two main building blocks of growing hatchlings, but too much iron prevents the calcium from being absorbed and over time can cause oxalates to form in the kidneys.

I don't use cucumbers or iceberg lettuce, as they do not contain nutrients of any appreciable value. Think of them as unique vessels for holding water.

Two important things to remember: all of the food should be processed or cut down to BEAK SIZE portions. A finch will not wrestle with a whole floret of broccoli. It is also key to weaning fledglings faster.

Secondly, do not leave out or substitute parts of the diet. It has been formulated to be nutritionally balanced. It has also been designed so vitamins and minerals do not reach toxic levels.

### Here is the fresh egg recipe:

In a 3 qt. sauce pan, I boil 18-20 eggs for 15 minutes, remove from heat and drain. After about 10 minutes, I use a regular potato masher and go at them, cracking them open. From there, they go to the KitchenAid mixer shell and all, using the paddle attachment. They are mixed until there are no lumps of egg present and the shell pieces are no larger than 1/4" across. The paddle collects much of the membrane from the eggs and when I am finished, I remove the paddle and peel off the membrane and dispose of it.

*(Tip #1: It's a lot easier breaking the shells when the eggs are still hot. Tip #2: If the yolks are not firm, you need*

*to add a little cooking time. If sulfur has started accumulating around the yolks (that greenish look), then you have boiled the eggs a little too long, so back off your cooking time. They are still usable, however.)*

I replace the cleaned off paddle and sprinkle the powdered contents of two 400 mg capsules of Horsetail Shavegrass on the egg. This herbal product can be found in health food stores. It delivers the highest amount of bioavailable silica, which is used to form collagen, the fibrous material that attaches bones to muscles. Mix in the powder for about two minutes.

Next, add 1 teaspoon of Wheat Germ Oil (nature's most abundant source of Vitamin E) for every 4 eggs and 1 teaspoon of Cod Liver Oil (nature's most abundant source of Vitamin D3) for every 4 eggs. Mix these oils in well. Finally, I add about a cup and a half of Corn Meal (fortified with niacin) and mix until the egg mix is crumbly. The finished product may still appear to be more sticky than crumbly, but if the mix sits 15-30 minutes, you will see the consistency change as the corn meal absorbs moisture. There you go. Done.

Oil-soluble vitamins deteriorate faster than those in the rest of the food and can lose their potency. If you are making a batch larger than what you need, refrigerate the rest. And here's the neat thing about using both the Wheat Germ and Cod Liver Oils. Vitamin D3 is very transitory in the body and can only be pulled from the stream as it goes by. Excess is thrown off. The molecules of Vitamin E in the Wheat Germ attach to the Vitamin D3 and hold it in reserve in the body for later use. Can scientific serendipity get much better than this?

*New  
Beginnings!*



*Laraine*

Is building a new **NEST**

**[ladygouldian.com](http://ladygouldian.com)**

Come visit and watch us  
**GROW!**

Coming Soon....

- Dx / Rx Photo Troubleshooting Guide
- Why is my Gouldian Bald?
- A Year in the Life of a Gouldian Finch
- Plus...NEW articles on Diet, Breeding and much more

Shipping from  
Georgia  
**770-939-4531**

*Laraine's*  
**ladygouldian.com**  
*defying the myth of fragile gouldians*



*Notation:* For those of you who have been using this diet, an amendment was made in November 2009. Horsetail Shavegrass was added to the egg food.

## FAQs

*(in advance of them being asked)*

1. Why do you leave the shells in with the eggs? I hate peeling eggs, but why throw away one of the best sources of calcium? My birds eat them, and if there are a few pieces too big for consumption, they leave them on the plate.
2. Have your finches ever experienced egg binding? Not a one. Even though the vegetables are the most efficient in satisfying calcium needs, egg shell, cuttlebone and oyster shell make a good backup. Sufficient D3 moves calcium in the bloodstream to where it is needed, such as in egg production, and reduces the risk of binding.
3. This Vitamin D3—you're saying that if they get enough in their diet, they don't need light to produce it? Theoretically, they could survive. But practicality dictates they have light to set their biological clocks—a day length—so it will trigger mating. Plus the fact they need to be able to see to find their food, water and the bathroom. I'm sure they'd make it, though, if all they had was their Hello Kitty nightlight.
4. Can the finches overdose on Vitamin D3? No. The known cases of D3 overdose are outside of the bird world and are attributed to manufacturing accidents. When the body has used all of the D3 it needs, the rest of the available D3 degrades into the system and heads toward the Exit sign.
5. Do eggs contain protein? Yes, over half of it is in the white portion, so make sure your kids eat the whites as well as the yolks.
6. Is it really that important to feed your finches eggs? Egg contains everything a bird needs to live on.
7. Why fresh eggs and not a dried egg mix that may contain starches and sugars? My birds love the fresh egg mix I prepare and it quickly goes into the digestive tract for almost immediate use. My birds are not fed any manufactured mixes for the same reason. Dry mixes must be softened up in the crop with an additional intake of water and it greatly slows down the time it is in the crop. This is not digestive efficiency. I also know exactly what they are eating, that it is fresh, and that it is totally healthy for them. Fresh egg food becomes more critical when feeding hatchlings so they expend less energy on digestion and more on growing.
8. What do you do with leftovers? I cook as closely to possible for one day's feeding, but if there is any left over, I will refrigerate it and save it for one day only, just in case I run short. If not, I make sure it gets used the next day.
9. How long do you leave the egg food in the cage? Until the next morning when they get a fresh plate. Wait a minute! That goes against what you've heard. Believe me, most of the egg food is eaten in the early hours of the day. If not, it's left on the plates. The birds know when to stop eating it. It's also one of the reasons there is no fruit in this diet,

as the natural sucrose produces mold fast and can contaminate the plate. I've also written in other articles about the importance of a good air circulation system to keep pathogens at bay. But they do have to see there's enough food on a plate where there will be enough to raise and feed a family. So most of them do get oversized portions each day and food that is left over on the plate indicates to me that I have also fed their instinct to breed successfully. "Successfully" includes a higher ratio of hens that are born. This answer is getting too long and needs its own space at another time.

- 10.** What is your operation's mortality rate since you seem to be tempting fate here? You're still not convinced. Excluding birds I have brought in to breed—in other words, birds that have been hatched and raised here: Zero.
- 11.** So what about the birds you bring in? Still an extremely low mortality rate—not enough to start up my Finch Keychain business. I have bought from various sources in the past and have just about eliminated this problem by using one broker I trust. Yet, there are a bird or two that look healthy upon arrival and symptoms of being sick don't show up for awhile. It is my perception that quarantine stations load up the wild caught birds with antibiotics (tetracycline for 5 weeks) that mask but don't cure some health issues. They pass through a bird purveyor's hands looking healthy and arrive in fine shape as the antibiotics are still masking. Secondly, once you have gone through a quarantine procedure and introduce new

birds to your breeding areas, they are susceptible to pathogens that are present which they previously have not been exposed to. Read my article, *Quarantine 2.0*, for a more detailed explanation.

- 12.** Are any of your finches obese? No. The vegetables are low-cal and the birds utilize the energy from the eggs. It appears they can eat an endless supply of this diet.
- 13.** Do you also provide seed for your finches? Yes, they always have seed available. Seed is a good source of phosphorous, but it should never exceed 35% of a finch's diet. Water is also provided, fresh daily.

OK, that's about it for the food. If you colony breed, you may want to give a 2nd serving later in the day. Also, cages with new hatchlings and fledglings require more food, and they may need to get their food refreshed.

---

### A note from the author

There are several other articles that are companion pieces to this subject. They appear from time-to-time on several Yahoo finch groups and websites. If you have any questions, you may email me at [gulf-coastfinches@yahoo.com](mailto:gulf-coastfinches@yahoo.com).

---

# NFSS Board Of Directors Meeting

## 1<sup>st</sup> QUARTER 2010

- IRS 990 form completed and submitted.
- Bank Balance:  
10/1/09: **\$26,100.83**  
12/31/09: **\$27,565.00**  
2/1/10: **\$30,086.44**
- Total Membership: 595
- President accepted resignation of Gail Benson, Advertising/Promotions Manager. He will review position responsibilities before soliciting candidates for the position.
- Updates to Web site complete and continuing, including re-posting of old Journals.
- Census closed on 1/31; results provided to 2nd VP/Publications for inclusion in Journal (2009 totals: 10,163 birds, 124 participants, 215 different species; see <http://www.nfss-fss-org/Census/CensusReport.aspx> for complete results).
- Judges Panel working on 2 new standards – Cuban Melodious and European Goldfinch; Alfredo Brugueras Chairing Cuban Melodious Committee.
- Judge's Handbook revision complete; copies will be made available on line and through FinchShop.
- Vince Moase completed all testing and apprenticeship requirements and rec'd BOD vote as new NFSS Panel Judge.
- 2009 show reports rec'd and being compiled for future Journal submission.
- Red Siskin Project discontinued by AFA ; NFSS has offered to continue the project and bring it under the umbrella of the Finch Save program.

# 2009 National Cage Bird Show

*by Laura Bewley, NFSS 4th Vice President*

The National Cage Bird Show, held annually, showcases birds from around our nation. It was located in Tulsa, Oklahoma on November 20th 2009, where several hundred people in attendance watched the judging, shopped the vendors, purchased saleroom birds, and went to specialty meetings. A total of 201 exhibitors from 29 states, Puerto Rico, and Canada brought 2,255 birds to enter in 18 specialty divisions. Each exhibitor is hoping to win what I consider top bird in America. The National Finch and Softbill Society with division number eleven is there supporting the show and seen as a major player in the event.

The NFSS division was staffed by several helpful, diligent workers. First the show stewards Randy Hudson (Texas) and Chase Austin (Texas) were supported by some helpful people – Clarence Culwell (Texas), Bob Peers (Illinois), Laura Bewley (Oklahoma) and Cecil Gunby (Georgia) – who helped verify classification of the entered birds. Randy and Chase worked tirelessly, moving birds class by class up to the judges bench. Our secretary this year was Brianna Morrison (Louisiana) who worked the entire show with a smile. She kept the show moving, the stewards informed and attended to the judges questions and requests. This year's judge was Armando Lee (Florida). He brought a steady, focused, and structured decision-making to the show. Mr. Lee judges across North America and is a great asset to the NFSS Judges Panel. He worked the birds in a timely manner across the bench and addressed the gallery as the march toward the top ten proceeded.

First Mr. Lee judged the Youth Division. There were two youth exhibitors entered, each watching to learn something to help them at their next show. They entered about 15 birds total. They each seemed to be knowledgeable about their birds and, in talking to their parents, all were a major help in maintaining the families' birds. Shane Hudson (Texas) took first place with a Pearl-headed Amandine. The youth birds are then shown again in the regular show competing against adults, both beginners and veterans. Shane Hudson's bird went on to compete in the overall best youth bird in show and placed first. This earned him a scholarship from NCBS. It was a great bird and Shane did a super job of getting it ready and presenting it to show.

The exhibitors, twenty-two in all, brought a wide variety of species. There were 187 birds in the competition. We enjoyed many show favorites and some surprising newcomers. The number of birds in each section is an interesting statistic. There were about 6 softbills shown, 62 Zebras, 13 Gouldians, 14 Australian finches, 5 Indo-Pacific finches, 25 Society finches, 6 European finches, 34 African finches, 10 finches of the Americas, 4 doves (from the exotic to the common), and finally 8 pairs. The gallery was full the entire show, watching to see what would come up next. Some of the interesting birds shown included the White-eared Bulbul, Frill Pearl Society, Black Capped Fruit Dove, Yellow White-eye Zosterops, Long Tail Rose Finch, Paradise Whydah, Red Throated Pied Parrot Finch, Strawberry Finch, Violet-eared



*Gallery at the Nationals, peppered with NFSS Judges. Photo courtesy of Ginny Allen.*

Waxbill, Black Faced Fire Finch, Turquoise Tanager, Green Honey-Creeper, African Quail Finch, Red Headed Bunting, Penguin Zebra and several color mutations of Society and Zebra Finches. Another benefit of sitting in the gallery was there were many NFSS panel judges watching. With the nudge of an elbow you could get some interesting facts or opinions on the birds being judged on the bench. We were fortunate to have eight of our NFSS panel judges present.

Interesting enough, the first bird up to be judged was the winner of the show. Debbie Eaton (Texas) brought a Yellow White-eye *Zosterops* that stood firm throughout the show with a winner's determination and took home first place.

Armando Lee had some tough decisions to make in his mind, weighing condition, conformation and deportment of the birds, top bird in section against top ten bench which displayed the variety shown. Just having your bird brought up to be considered for the top ten brought satisfaction to many breeders. They understood the tough competition and enjoyed getting close to the finish line. When an exhibitor misses coming to the National Cage Bird Show, which is held near the close of show season, it is like missing the final race in the Triple Crown, the Superbowl or the Indianapolis 500. When you come, make sure you are in the race (enter your birds), don't go home with thoughts like, "my birds are as good as the ones on the

top bench." Those who came and experienced the show to the fullest will be back. For the challenge is real, to own the Best Bird in Show, so named at one of the toughest shows around.

One last note on the National Cage Bird Show. It has always been a wonderful place to share information, find help for problems in your aviary, make some really close friends from across the nation and match up with others breeding the same birds as you. See you at the National Cage Bird Show in 2010, where we can get better acquainted in Jacksonville, FL.

## NFSS National Cage Bird Show Report

November 21, 2009 Tulsa, Oklahoma

**Judge: Armando Lee**

**1st Place:** Debbie Eaton  
*Yellow White-eyed Zosterops*

**2nd Place:** Cecil Gunby  
*Paradise Whydah*

**3rd Place:** Vince Moase  
*Violet Ear*

**4th Place:** Ricardo Gaskin  
*CFW Zebra*

**5th Place:** Cheryl Burns  
*Chocolate Self Society*

**6th Place:** Ginny Allen  
*White Hooded Nun*

**7th Place:** Ginny Allen  
*Normal Gouldian*

**8th Place:** Ricardo Gaskin  
*Normal Shaftail*



**9th Place:** Andrew Green  
*Bearded Reedling*

**10th Place:** Cheryl Burns  
*Cuban Melodious*

**Best Novice Exhibitor**  
Chase Austin

**Best Unflighted**  
Cheryl Burns, *Chocolate Self Society*

**Best Youth Exhibitor**  
Shane Hudson





*Top Bench at the Nationals. Photo courtesy of Ginny Allen.*



*National Show Judge Armando Lee. Photo courtesy of Ginny Allen.*



# Mazuri®

The Exotic Animal Feeding Resource

## EXOTICS RULE OUR ANIMAL KINGDOM



We know exotics rule. In the grand scheme of things, we produce more food for more exotic animals than any other company in the world.

#### MAZURI® BIRD DIETS:

- Natural Vitamin E and mixed tocopherols for preservation
- Complete and balanced nutrition with no artificial colors or flavors
- Color enhancers for brightly-colored plumage
- Each bag is date coded for guaranteed freshness and is produced in the United States

So for healthy birds and greater peace of mind, trust Mazuri® products.



#### MAZURI® BIRD DIETS:

- Small Bird Maintenance
- Small Bird Breeder
- Parrot Maintenance
- Parrot Breeder
- ZuLiFe™ Soft-Bill Diet
- ZuLiFe™ Bird Gel

Take a walk on the wild side and visit us at

[www.Mazuri.com](http://www.Mazuri.com)



## The Foreign Bird League

### **The Premier Foreign Bird Keeping Society In The UK** **Founded 1932**

Overseas membership 2010

£18.00 (to be paid in sterling)

Please visit our website to download a membership form and check on the latest membership fees.

**[www.foreignbirdleague.com](http://www.foreignbirdleague.com)**

## **JUST FINCHES** and Softbills Magazine



While focusing primarily on Australasia, this magazine incorporates what's happening with finches & softbills from many overseas locations as well, including, South Africa, America, Europe and the U.K.

Published quarterly, we look at many different species as well as breeders setups. We also have a Question & answer section and provision for comments from a leading avian vet.

**Growing in distribution with each issue.**

### **Why not subscribe ?**

**4 Issues cost just \$48.00NZD posted anywhere in the U.S.A.**

Check us out at: [www.justfinches.com](http://www.justfinches.com)  
Secure page with credit card facilities.  
email: [paul@justfinches.com](mailto:paul@justfinches.com)

# Notes on Breeding Violaceous Euphonia (EUPHONIA VIOLACEA)

*by Tom Keegan, Boston, MA, NFSS 2nd Vice President*

*All photos by Tom Keegan.*

**T**he euphonias are small, tanager-like birds distributed throughout Central & South America and the Caribbean. They were once classified by taxonomists as tanagers, but are now in the family fringillidae, the “true finches.” So, although we aviculturists consider these birds softbills, they are actually more finch than our zebra or society finches!

The most common euphonia currently found in U.S. collections is the Violaceous (or Violet) Euphonia. I acquired a pair of these birds in the fall of 2009 from NFSS member Andrew Green. Both birds had been bred at a zoo in the Midwest, which had obtained the parent birds from Andrew. They were both quite young, and the male had not fully acquired his adult plumage, still having some spots of light green in his head. What I am presenting here is the results of my first year’s breeding attempt with this single pair. I am not an expert on this species, by any means. However, my experiences have been very positive, and I hope to motivate others to try working with these charming and not-too-demanding birds.

## Appearance

The Violaceous Euphonia is so called because of the violet sheen to the male’s glossy black

plumage. This black plumage covers all the upper body parts from the top of the head, to the wings and back, to the tail – with the only exception being a large spot of bright yellow above the beak, covering the forehead. This beautiful yellow color also covers the entire underside of the bird, from below the beak to the undertail coverts. The yellow/black contrast is very striking.

*Euphonia hen (top) with chicks 3-4 days after fledging.*



The female is mainly a subdued olive-green, which fades to a more yellowish hue on the underparts. They are about 4.5 in. long, with a rather stumpy tail and large, dark eyes that give the birds something of a chick-like appearance.

## Behavior

Violaceous Euphonias are very active birds and will spend a good deal of time moving between various feeding opportunities and investigating anything new in the environment. The male has a not-unpleasant song, into which he incorporates many bits of mimicked bird songs and calls. The song contains a lot of squeaking and chattering and reminds me a bit of European Starlings' song at times. Mine seems fond of incorporating the alarm calls of various finches into his song, and actually will often begin singing when startled by a loud noise.

Bates and Busenbark<sup>1</sup> describe the species as very peaceful with similar or smaller birds, and even caution against keeping them with larger softbills that may be too pugnacious for them. This description matches my own experience with my pair. I keep them with a collection of waxbills and a Blue Dacnis (who can be mildly aggressive but seems to leave them alone). They do not bother the smaller birds at all, and they tend to flee immediately if other birds start to get aggressive.

They are curious and confiding in their habits, usually watching people closely and often coming closer to see what is going on, especially if they are hungry. But they have never shown me any really tame behavior as some other softbills do (taking food from the hand, etc.). They tend to prefer keeping at a safe distance where

they can watch people but retreat if alarmed.

I have been lucky enough to catch the male in his full courtship display on a couple of occasions. While singing, he moves from side to side in front of the female, alternately raising each of his wings, with the cranial end of his trunk lowered and his head raised toward her. His wings appear to vibrate while raised so that there is a very energetic appearance to the whole display. The song also has an urgent, frenetic tone. The female looks on with the usual blasé expression of so many courted females. The male often feeds the female during courtship as well, and she will solicit feeding from him. They resemble canaries or other members of the family fringillidae in this behavior. I never witnessed copulation or any aggressive behavior.

## Diet

Euphonias are frugivores and, at least according to various online sources, individuals in the wild subsist mainly on a variety of fruits found in their tropical and subtropical range. They no doubt take insects too, however, as mine were immediately fond of mealworms and waxworms. They also are very fond of nectar.

I give my pair fresh, plain fruit daily, always including banana and papaya, which are favorites. Other fruits they like are pears, very sweet apple varieties (e.g., red delicious, honeycrisp), plums, sweet melons, and oranges. The key feature here is sweet! If the fruit is not very ripe or bland, it is better to chop it up and sweeten it with something or they are unlikely to take much. Each day, I also give chopped cantaloupe with a bit of apple or some other fruit mixed in, mixed with Mazuri®



*Smallest fledgling 3 days after fledging.*

softbill pellets, and then moistened with all-natural (sweetened) mango nectar from the supermarket. I also give softbill nectar daily, of which they will take quite a bit. During chick-rearing, I mix this nectar with lory nectar (about 50%) because of the higher protein content of lory nectar, which contains soy powder (thanks to Roland Cristo for that tip!). Another favorite of my birds is plain,

processed hard-boiled egg (including shells), which I always have on hand and feed to any breeding birds. I also use Orlux Ferti-Vit® vitamins in the drinking water twice weekly, along with a calcium supplement during breeding.

### **Breeding Results**

My pair showed some mild interest



*Euphonia hen* in ficus tree.

in breeding even while in a relatively small quarantine cage with other birds. After a few weeks, the male was feeding the female, and the female would carry bits of wood shavings around at times. Once they were in a larger aviary and settled in, these behaviors began again. Soon, the pair was investigating possible nest sites.

I have found little information on nesting in wild euphonias, but, according to [birdforum.net2](http://birdforum.net2), they build a ball-shaped nest on a bank or tree stump, or in a cavity. I did find one picture online showing a wild female in this type of nest built on a tree stump. I gave mine a variety of boxes, baskets, and open-cup type nests to choose from. However, what they ultimately decided they liked the most was an existing nest built by a pair of Goldbreasted Waxbills inside a nesting material dispenser I had hung in the middle of the aviary. They took over this nest and threw out the Goldbreast eggs. During nest-building, they would make their short alarm call when another bird (usually one of the Goldbreasts) would get close to the nest entrance, and then fly at that bird and displace it. This is the most aggressive behavior I have seen in them. I offered a variety of nesting materials, including mosses and leaves, but they preferred mainly coconut fiber and some wood shavings. This resulted in a spherical nest not unlike that built by waxbill finches (which, of course, it was to start with!).

### First Nesting Attempt

About a week after starting the nest, the first egg appeared. Eggs are fairly small, white, and speckled with dull red blotches at the large end. The hen alone incubated them, sitting tight 2-3 days after beginning to lay, and they

began to hatch after 14 days. Once hatching began, the pair became very excited and began foraging very frantically. They consumed great quantities of hardboiled egg and a few waxworms, along with modest amounts of fruit and nectar. Faint squeaking could be heard from the nest within a couple of days.

After a few days, the amount of egg being consumed decreased markedly, and the pair were eating more-or-less their normal diet, which does include a fair amount of egg if offered. I could only check the nest by shining a flashlight into the entrance hole from a few feet away when both parents were out. The chicks (two were visible) would often be gaping, as though begging for food, but were fairly quiet and subdued. At this stage, the male started spending a lot of time sitting in the nest with the chicks while the hen remained out. The pair did not seem to be energetic in its care of the chicks, but did not seem to have abandoned the nest either. I would hear some faint peeping when a parent would go into the nest.

Eventually, after one full week, a dead chick was found underneath the nest. It was quite small, perhaps the size of a 4-5 day-old finch nestling, and completely bald. Despite the bad sign, I let the parents continue with the remaining chick. This nestling, however, also died and was removed by the parents at about two weeks of age. It was also quite small for its age, but did have pin feathers by then. One infertile egg remained in the nest.

### Second Nesting Attempt

I cleared out the old material from the nest and provided some new nesting sites. The pair soon began carrying around nesting material and looking





*Euphonia fledgling on the sticks.*



*Euphonia cock.*

at other sites. After a week or so, they seemed to be settling back on their original nest site. A week after that, following relining of the nest, egg laying began again. The hen again was a diligent incubator and hatching began at 14 days. I could see what appeared to be two chicks and one or two unhatched eggs. The next day, the entire mass in the nest was dark, telling me that there were no more eggs.

Once again, the pair began to frantically consume large quantities of egg food. In the last attempt, I had started adding vitamin powder to the egg food at this time to make sure the chicks were getting a good array of vitamins. However, because I suspected that the change in flavor of the food might have caused the pair to reduce their egg

food consumption, I did not add anything to the egg and left well enough alone. This time, the parents never significantly reduced their consumption of egg food while the chicks were in the nest. I made sure that fresh egg was available, to the extent possible, the entire day long. Again, they also took some waxworms, a few mealworms, and some of their usual fruit and nectar. As noted above, I mixed lory nectar with their regular nectar during chick-rearing. Only after about 2 ½ weeks did they start eating appreciably more of their soaked fruit/pellet mixture. During the rearing time, I also started putting out a dish of dry Mazuri® insectivore pellets (soaking them with the others did not work out well), and I believe they were taking these. They will eat small quantities of very small, dry

pellets (such as Orlux Uni-Bird® softbill pellets), so this seemed worth adding to the diet even though they don't take as much of these as some other softbills.

Up to this point, I was only able to make out the chicks' eyes and beaks using my flashlight. It was impossible to really make out how big they were, if they looked normal, or, in fact, how many there were! I knew there were at least two from the faces looking out at me though. But, everything seemed to be progressing well. The begging sounds were much stronger and the parents seemed to be feeding diligently. The begging vocalizations have a trilling, repetitive sound similar to that of my green singing finches, but much louder. Then, at 21 days of age, just in time for the flooding of their basement aviary due to unprecedented rainfall here in the Northeast this spring, two of the chicks fledged. They were large and well-feathered. I actually would confuse them with the hen already, they were so large. They were able to fly fairly well and perch almost immediately, which was a good thing with all the water coming in! I had to put heaps of pine shavings on the floor to keep the birds' "ground" above water, which soon became a soaking wet mess. Of course, just as soon as it was good and wet (the next morning), two more chicks fledged! Again, both chicks looked healthy and well-feathered. One was a bit smaller though, and stayed mainly on the ground (putting more pressure on me to dry things out fast).

As I write this, the chicks are only 2-3 days post-fledging and seem to be doing well. The parents are now consuming quite a bit of soaked fruit/pellet mix (at least as much of this as egg food) and a bit more of the plain fruit too.

Nectar consumption has remained fairly consistent throughout. I would estimate they take about 100 ml of nectar daily.

## Conclusions

Based on these experiences, I would have to conclude that Violaceous Euphonias are primarily insectivorous when they have young in the nest, in this case using egg as an insect-substitute. When they were allowed free access to animal-source foods and fruit & nectar, they ate primarily egg and insects, although with moderate amounts of fruit and pellets throughout the rearing period. With these conditions, a fairly inexperienced pair was able to raise a healthy clutch of four chicks to fledging.

Overall, breeding these birds was no more difficult than some of the moderately challenging seed-eating finches. Of course, my experience is with a single pair and others may be more challenging. Nonetheless, I recommend these birds to finch-keepers interested in trying their hand at working with softbills. They have many ideal traits, including their small size and peaceful temperament, and they are relatively easy to care for. I hope others will try breeding this species and have as much success as I have had this first breeding season with this pair.

---

## References

<sup>1</sup> H.J. Bates & R. L. Busenbark (1970). *Finches and Soft-billed Birds*. T.F.H. Publications: Neptune City, NJ.

<sup>2</sup> [www.birdforum.net/opus/Violaceous\\_Euphonia](http://www.birdforum.net/opus/Violaceous_Euphonia)

---

# Reverse Gouldian Genetics

“WHAT PAIRINGS WILL GIVE ME A PASTEL?”

by *Tiffany Park, NFSS Membership Director (pro tem)*

**A**s many who have bred or are breeding Gouldians likely knows, there are a few different computer programs available out there which forecast the genetic possibilities of offspring depending upon what two birds are paired together. The purpose of these programs is to determine what mutations the pair can possibly produce and thus influence the likelihood of producing a specific body color mutation.

What happens if you are simply not sure, however, how to achieve a specific body color mutation? Read: You are not sure what is necessary to be present in order to produce the specific color mutation, so you are not sure which birds must be paired together to start. I frequently have individuals contact me asking what is the best way to produce “such and such” mutation, and these individuals usually have a specific goal in mind, and they want to know - what two birds should I need to pair together in order to get my goal bird?

This is where “reverse genetics” comes in. Reverse genetics can be quite tricky if you do not understand the basic mechanisms at play with Gouldian genetics. You have to have a firm grasp on how the mutations are produced to go backwards and determine what you need to pair to them re-produce those mutations.

This article will only discuss Body Color.

## **A couple important points to note:**

*The pairings below will not necessarily only produce the specified mutation bird. There are many other possibilities each pairing could produce. These are merely examples of what pairings are capable of producing said bird. Statistics are a funny thing, and their accuracy is usually dependent upon large numbers of results. So if you have one pair producing 4 babies each clutch, there is a possibility that the first clutch will not contain the baby you are looking for!*

*You generally need to have some background knowledge of the birds you intend to pair together in order to successfully achieve the results you are looking for. Meaning, if you have no idea if your pair carries the blue mutation, you can't expect to produce genetically blue birds.*

*I will not dive into the politics of whether or not one should pair certain mutations with others. These charts are simply meant to be comprehensive and I will leave the ethics of particular pairings to the individual breeder to decide for himself.*

<b>Guide to Genetic Abbreviations</b>	
RH, BH, OH	Red Head, Black Head and Orange Head
PB, LB, WB	Purple Breast, Lilac Breast, White Breast
SF, DF	Single Factor, Double Factor
N, Y, B	Normal, Yellow, Blue (Body Color)
/	Indicates a "Split" or Recessive color is present. e.g., Normal/Blue – Normal Body split for Blue Body

## Blue Body Color

Blue is an autosomal recessive mutation. To put it in every day terms: to be visually Blue, a bird must inherit one copy of the blue body gene from both parents. Thus, at the very least, both parents must be split (carriers) for blue body in order to produce blue bodied chicks. Pairings with a "\*" indicate pairings that are ideal to produce the specific mutation.

<u>The following pairings can produce <b>Blue Males</b>:</u>	
Silver [ <b>only</b> if he is SF Y] Male x Blue Hen	Dilute [SF Y]/Blue Male x Blue Hen
Silver [ <b>only</b> if he is SF Y] Male x N/B Hen	Dilute [SF Y]/Blue Male x N/B Hen
Blue Male x Blue Hen	N/B Male x N/B Hen
Blue Male x N/B Hen *	N/B Male x Blue Hen *
Pastel Male x Blue Hen	
Pastel Male x N/B Hen *	

<u>The following pairings can produce <b>Blue Hens</b>:</u>	
Silver [ <b>only</b> if he is SF Y] Male x Silver Hen	Pastel Male x Silver Hen
Silver [ <b>only</b> if he is SF Y] Male x Blue Hen	Pastel Male x Blue Hen
Silver [ <b>only</b> if he is SF Y] Male x Y/B Hen	Pastel Male x Y/B Hen
Silver [ <b>only</b> if he is SF Y] Male x N/B Hen	Pastel Male x N/B Hen
Blue Male x Silver Hen	N/B Male x Silver Hen *
Blue Male x Blue Hen	N/B Male x Blue Hen *
Blue Male x Y/B Hen *	N/B Male x Y/B Hen
Blue Male x N/B Hen *	N/B Male x N/B Hen

## Silver Body Color

Silver body is the result of combining the yellow body mutation with the blue body mutation. As such, silver males can occur in two ways. The first is to have a genetically double factor yellow, genetically blue bodied male. This bird will appear visually silver regardless of his breast color. The second option is by having a lilac or white breasted, single factor yellow, blue bodied male. Pairings with a "\*" indicate pairings that are ideal to produce the specific mutation.

<u>The following pairings can produce Silver Males [DF Yellow]:</u>
Silver Male x Silver Hen
Silver Male x Yellow/Blue Hen *
Pastel Male x Silver Hen
Pastel Male x Yellow/Blue Hen
Dilute/Blue Male x Silver Hen
Dilute/Blue Male x Yellow/Blue Hen

<u>The following pairings can produce Silver Males [SF Yellow]:</u>
<i>"P/-" means a Purple/White or Purple/Lilac Bird</i>
P/-, LB or WB N/B Male x P/-, LB or WB Y/B Hen
P/-, LB or WB N/B Male x P/-, LB or WB Silver Hen *
P/-, LB or WB SF Y/B Male x P/-, LB or WB N/B Hen
P/-, LB or WB SF Y/B Male x P/-, LB or WB Blue Hen *
P/-, LB or WB SF Y/B Male x P/-, LB or WB Y/B Hen
P/-, LB or WB SF Y/B Male x P/-, LB or WB Silver Hen
P/-, LB or WB Blue Male x P/-, LB or WB Y/B Hen *
P/-, LB or WB Blue Male x P/-, LB or WB Silver Hen
P/-, LB or WB Silver Male (SF or DF) x P/-, LB or WB N/B Hen *
LB or WB Silver Male (SF <b>only</b> ) x P/-, LB or WB Y/B Hen

Silver hens are a bit less complex than silver males. Due to yellow being sex-linked, hens only need one copy to express the yellow body color [which they inherit from their father, not their mother]. This means they will always only be SF for Yellow and express it, so adding the blue bodied mutation causes them to express the silver color. It also means that the only pertinent genetic information they receive from their mother revolves around the blue body mutation. In short: All you need for a Silver hen is a genetically yellow blue bodied hen. Pairings with a "\*" indicate pairings that are ideal to produce the specific mutation.

<u>The following pairings can produce Silver hens:</u>	
Silver Male x Silver Hen	DF Y/B Male x Silver Hen *
Silver Male x Blue Hen	DF Y/B Male x Blue Hen *
Silver Male x Yellow/Blue Hen *	DF Y/B Male x Y/B Hen
Silver Male x Normal/Blue Hen *	DF Y/B Male x N/B Hen
Pastel Male x Silver Hen	SF Y/B Male x Silver Hen
Pastel Male x Blue Hen	SF Y/B Male x Blue Hen
Pastel Male x Yellow/Blue Hen	SF Y/B Male x Y/B Hen
Pastel Male x Normal/Blue Hen	SF Y/B Male x N/B Hen



A clutch of 6 babies hatched in January 2010 from a Dilute/Blue Cock and a Silver Hen. From left to right: (bottom row) Yellow/Blue, Yellow/Blue, Silver. (Top row) Normal/Blue, Silver, Pastel Blue. Photo by Tiffany Park.

**RED BIRD PRODUCTS, INC.**  
Leg Bands & Breeding Supplies  
P.O. Box 376  
Mt. Aukum, CA 95656-0376  
530-620-7440  
[www.redbirdproducts.com](http://www.redbirdproducts.com)

## Pastel Males

Pastels can only ever be males and they are the result of combining a genetically SF Yellow, genetically blue bodied male with a purple breast. They do not occur with any other breast color. Because they only need to be SF Yellow + Blue Bodied, there are quite a few pairings out there capable of producing this mutation. Likewise, I find this mutation particularly pleasing because it can produce a large variety of offspring when paired with hens carrying the blue gene.

<u>The following pairings can produce Pastel Males:</u>	
Silver Male x Blue Hen	DF Y/B Male x Blue Hen *
Silver Male x N/B Hen *	DF Y/B Male x N/B Hen
Silver [only if he is SF Yellow] Male x Silver Hen	
Silver [only if he is SF Yellow] Male x Y/B Hen	
Pastel Male x Silver Hen	Dilute [SF Y]/Blue Male x Silver Hen
Pastel Male x Blue Hen	Dilute [SF Y]/Blue Male x Blue Hen
Pastel Male x Y/B Hen	Dilute [SF Y]/Blue Male x Y/B Hen
Pastel Male x N/B Hen	Dilute [SF Y]/Blue Male x N/B Hen

## Yellow Females

Yellow is a sex-linked gene, so therefore females need only inherit one copy [again, which they inherit from their father] to visually appear yellow. The body color of the mother therefore does not particularly matter, so it is not necessary to list out the various combinations of hens to pair to the males below. Just understand that "Any Hen" literally means any hen. Pairings with a "\*" indicate pairings that are ideal to produce the specific mutation.

<u>The following pairings can produce Yellow Females:</u>
Dilute [SF Y] Male x Any Hen
DF Yellow Male x Any Hen *
Pastel Male x Any Hen
Silver [DF or SF] Male x Any Hen

## DF Yellow Males

In order to produce DF Yellow Males, the bird needs to inherit one copy of the yellow gene from its mother, and one from its father. This means at the very least you need a SF Yellow male x Yellow hen.

<u>The following pairings can produce DF Yellow Males:</u>	
Dilute [SF Y] Male x Silver Hen	Pastel Male x Silver Hen
Dilute [SF Y] Male x Yellow Hen	Pastel Male x Yellow Hen
DF Yellow Male x Silver Hen	Silver [DF or SF] Male x Silver Hen
DF Yellow Male x Yellow Hen *	Silver [DF or SF] Male x Yellow Hen



## SF Yellow Males

SF Yellow males exist in two varieties. The first are the “Dilutes” as they are often called, which are genetically SF Yellow birds that are purple breasted. The second are what I call “SF Yellow Males”. These are genetically SF Yellow, with a Lilac or White Breast, thus appearing visually yellow like their DF counterparts.

The following pairings can produce Dilute [SF Yellow, PB] Males:	
Normal Male x Silver Hen *	DF Yellow x Blue Hen *
Normal Male x Yellow Hen *	DF Yellow x Normal Hen *
SF Yellow x Silver Hen	Blue Male x Yellow Hen
SF Yellow x Blue Hen	Pastel x Yellow Hen
SF Yellow x Yellow Hen	Pastel x Normal Hen
SF Yellow x Normal Hen	
	Silver [SF Y only] x Yellow Hen
	Silver [SF or DF Y] x Normal Hen

It is necessary to explain that the above pairings assume both parent birds are not Lilac or WB. If one is Purple/White or Purple/Lilac, you will still get visual Dilutes. If pairing two splits together, you will get some visual Dilutes, and some SF Yellow, non PB, visually yellow males. The above pairings would not work to produce visual Dilutes if both parents are visually Lilac or White Breast. That is what the following section is for!

The following pairings can produce SF Yellow [Visually Yellow, Lilac or WB] Males: <i>*P/-* means a Purple/White or Purple/Lilac Bird</i>	
P/-, LB or WB Normal Male x P/-, LB or WB Silver Hen	P/-, LB or WB DF Yellow x P/-, LB or WB Blue Hen
P/-, LB or WB Normal Male x P/-, LB or WB Yellow Hen	P/-, LB or WB DF Yellow x P/-, LB or WB Normal Hen
P/-, LB or WB SF Yellow x P/-, LB or WB Silver Hen	P/-, LB or WB Blue Male x P/-, LB or WB Yellow Hen
P/-, LB or WB SF Yellow x P/-, LB or WB Blue Hen	P/- Pastel x P/-, LB or WB Yellow Hen
P/-, LB or WB SF Yellow x P/-, LB or WB Yellow Hen	P/- Pastel x P/-, LB or WB Normal Hen
P/-, LB or WB SF Yellow x P/-, LB or WB Normal Hen	
	P/-, LB or WB Silver [SF Y only] x P/-, LB or WB Yellow Hen
	P/-, LB or WB Silver [SF or DF Y] x P/-, LB or WB Normal Hen

The ideal pairing to produce SF Yellows would involve pairing two birds who are visually lilac or white breasted, with the hen being yellow and the cock being normal. This would produce 100% visually SF Yellow cocks.

### A note from the author

Tiffany Park is a graduate of Florida State University with a degree in Biological Sciences. She currently works for the Society for Neuroscience in Washington, DC and has a keen interest in Gouldian Genetics and breeding.



# You're Not Alone

Join us for the 5<sup>th</sup> Annual  
West Coast Zebra & Society Finch Show

July 30-31, 2010 - Sacramento, CA

Judge - Jim Heffernan

More information: [www.eFinch.com/show](http://www.eFinch.com/show)

# 2009 Census Results

The 2009 Census is now over. We extended the Census this year into January because some birdkeepers expressed difficulty complying with the Census during the busy show and holiday season. Since we did see a number of people participate during this extension, we will try running the Census in January/February of 2011 next year instead of November/December of 2010.

We had our best participation ever this year! Thank you for everyone who sent in your Census information. We still have a lot of work to do to reach many of the hobbyists out there, but we are at least moving in the right direction. All help spreading the word about the Census to members and non-members alike is greatly appreciated.

We had a total of 10,163 birds entered in the 2009 Census, with 124 people participating and 215 species being represented. Included in this journal are the total counts by species and mutation. For more detailed statistics and contact information from hobbyists who chose to share that information, please visit the Census results online at <http://www.nfss-fss.org/Census>.

Thank you for participating!

Vonda Zwick, **FSS Director**

<u>Species Name</u>	<u>Cocks</u>	<u>Hens</u>	<u>Unsexed</u>	<u>Total Birds</u>
<b>FINCHES</b>				
African Citril ( <i>Serinus citrinelloides</i> )	10	8	1	19
African Silverbill ( <i>Lonchura cantans</i> )	8	10	18	36
Black And White Mannikin ( <i>Lonchura bicolor</i> )	2	4	6	12
Black And White Seedeater ( <i>Sporophila luctuosa</i> )	3	2	0	5
Black Siskin ( <i>Carduelis atrata</i> )	9	7	3	19
Black-bellied Firefinch ( <i>Lagonosticta rara</i> )	4	3	0	7
Black-cheeked Waxbill ( <i>Estrilda erythronotos</i> )	13	12	0	25
Black-crested Finch ( <i>Lophospingus pusillus</i> )	9	14	0	23
Black-crowned Waxbill ( <i>Estrilda nonnula</i> )	1	0	0	1
Black-faced Firefinch ( <i>Lagonosticta larvata</i> )	14	12	4	30
Black-headed Nun ( <i>Lonchura malacca atricapilla</i> )	4	3	10	17
Black-rumped Waxbill ( <i>Estrilda troglodytes</i> )	11	17	3	31
Black-winged Bishop ( <i>Euplectes hordeacea</i> )	1	5	0	6
Blue-billed (African) Firefinch ( <i>Lagonosticta rubricata</i> )	3	3	0	6
Blue-breasted Cordon Bleu ( <i>Uraeginthus angolensis</i> )	7	6	0	13
Blue-capped Cordon-bleu ( <i>Uraeginthus cyanocephalus</i> )	89	79	28	196
Blue-faced Parrotfinch ( <i>Erythrura trichroa</i> )	55	49	23	127
Bronze-winged Mannikin ( <i>Lonchura cucullata</i> )	11	4	2	17

<b>Species Name</b>	<b>Cocks</b>	<b>Hens</b>	<b>Unsexed</b>	<b>Total Birds</b>
Bull Finch ( <i>Pyrrhula pyrrhula</i> )	10	15	0	25
Canary ( <i>Serinus canaria</i> )	27	25	0	52
Chaffinch ( <i>Fringilla coelebs</i> )	1	0	0	1
Cherry Finch ( <i>Neochmia modesta</i> )	15	11	1	27
Chestnut-breasted Mannikin ( <i>Lonchura castaneothorax</i> )	5	3	2	10
Chinese Grosbeak ( <i>Eophona migratoria</i> )	1	1	0	2
Collared Warbling Finch ( <i>Poospiza hispaniolensis</i> )	3	2	0	5
Combassou ( <i>Vidua chalybeata</i> )	2	1	0	3
Cordon Blue ( <i>Uraeginthus bagalus</i> )	17	13	2	32
Crimson Seed Cracker ( <i>Pyrenestes sanguineus</i> )	1	1	0	2
Crimson-winged Pytilia ( <i>Pytilia phoenicoptera</i> )	6	5	0	11
Cuban Melodious Finch ( <i>Tiaras canora</i> )	21	23	0	44
Cutthroat Finch ( <i>Amadina fasciata</i> )	49	48	2	99
Diamond Firetail ( <i>Stagonopleura guttata</i> )	15	12	14	41
Dybowski's Twinspot ( <i>Euschistospiza dybowskii</i> )	12	12	3	27
European Goldfinch ( <i>Carduelis carduelis</i> )	19	16	3	38
Firefinch, Senegal ( <i>Lagonostica senegala</i> )	51	58	3	112
Goldbreasted Waxbill ( <i>Amandava subflava</i> )	92	90	11	193
Gouldian Finch ( <i>Chloebia gouldiae</i> )	71	72	40	183
Gouldian Finch ( <i>Chloebia gouldiae</i> )	88	9	12	109
Gouldian Finch ( <i>Chloebia gouldiae</i> )	507	520	646	1673
Gouldian Finch ( <i>Chloebia gouldiae</i> )	3	6	5	14
Gouldian Finch ( <i>Chloebia gouldiae</i> )	20	0	0	20
Gouldian Finch ( <i>Chloebia gouldiae</i> )	25	13	2	40
Gouldian Finch ( <i>Chloebia gouldiae</i> )	157	155	130	442
Grand Mannikin ( <i>Lonchura grandis</i> )	2	0	0	2
Greater Seed Finch ( <i>Oryzoborus maximiliani</i> )	6	7	0	13
Green Singer ( <i>Serinus mozambicus</i> )	66	68	20	154
Green-backed Twinspot ( <i>Mandingoa nitidula</i> )	15	13	0	28
Green-winged Pytilia ( <i>Pytilia melba</i> )	7	5	0	12
Grey Singer ( <i>Serinus leucopygius</i> )	14	11	8	33
Grey-headed Silverbill ( <i>Lonchura griseicapilla</i> )	1	1	1	3
Heck's Shafftail ( <i>Poephila acuticauda hecki</i> )	33	28	38	99
Hooded Siskin ( <i>Carduelis magellanicus</i> )	4	3	2	9
Indian Silverbill ( <i>Lonchura malabarica</i> )	1	3	14	18
Jacarini Finch ( <i>Volatinia jacarini</i> )	6	7	0	13
Jameson's Firefinch ( <i>Lagonosticta rhodopareia</i> )	2	2	0	4
Japanese Grosbeak ( <i>Eophona personata</i> )	1	0	0	1
Java Rice Finch ( <i>Padda oryzivora</i> )	23	23	19	65
Lavender Finch ( <i>Estrilda caeruleascens</i> )	35	35	26	96
Lemon-breasted Canary ( <i>Serinus citrinipectus</i> )	4	4	2	10
Lesser Seed Finch ( <i>Oryzoborus angolensis</i> )	12	19	0	31
Little Green Singer ( <i>Serinus mozmbicus</i> )	9	9	0	18
Madagascar Mannikin ( <i>Lonchura nana</i> )	7	9	4	20
Magpie Mannikin ( <i>Lonchura fringilloides</i> )	3	3	0	6

<u>Species Name</u>	<u>Cocks</u>	<u>Hens</u>	<u>Unsexed</u>	<u>Total Birds</u>
Masked Grassfinch ( <i>Poephila personata</i> )	19	18	15	52
Mourning Sierra Finch ( <i>Phrygilus fruticeti</i> )	3	3	0	6
Napoleon Weaver ( <i>Euplectes afra</i> )	4	6	0	10
Orange Bishop ( <i>Euplectes orix franciscana</i> )	4	5	0	9
Orange-cheeked Waxbill ( <i>Estrilda melpoda</i> )	50	45	27	122
Owl Finch ( <i>Taeniopygia bichenovii</i> )	112	105	99	316
Owl Finch - Black Rumped	3	3	1	7
Painted Firetail ( <i>Emblema picta</i> )	39	42	45	126
Paradise Whydah ( <i>Vidua paradisaea</i> )	6	2	0	8
Parson Finch ( <i>Poephila cincta</i> )	20	15	6	41
Peales Parrotfinch ( <i>Erythrura pealii</i> )	21	32	25	78
Peters' Twinspot ( <i>Hypargos niveoguttatus</i> )	6	7	0	13
Pin-tailed Nonpareil ( <i>Erythrura prasina</i> )	5	6	3	14
Pin-tailed Whydah ( <i>Vidua macroura</i> )	3	1	0	4
Purple Grenadier ( <i>Uraeginthus ianthinogaster</i> )	18	20	0	38
Quail Finch ( <i>Ortygospiza atricollis</i> )	8	7	3	18
Quail Finch ( <i>Ortygospiza atricollis fuscocrissa</i> )	1	1	0	2
Red Siskin ( <i>Carduelis cucullata</i> )	38	38	5	81
Red-billed (Senegal) Firefinch ( <i>Lagonosticta senegala</i> )	22	25	6	53
Red-capped Cardinal ( <i>Paroaria gularis</i> )	3	4	1	8
Red-cheeked Cordon-bleu ( <i>Uraeginthus bengalus</i> )	42	45	3	90
Red-collard Whydah ( <i>Euplectes ardens</i> )	1	2	0	3
Red-crested Cardinal ( <i>Paroaria coronata</i> )	5	5	0	10
Red-crested Finch ( <i>Coryphospingus cullatus</i> )	3	4	0	7
Red-faced Crimson-wing ( <i>Cryptospiza reichenovii</i> )	5	6	1	12
Red-faced Pytilia ( <i>Pytilia hypogrammica</i> )	1	1	0	2
Red-fronted Serin ( <i>Serinus pusillus</i> )	3	3	0	6
Red-headed Finch ( <i>Amadina erythrocephala</i> )	11	10	0	21
Red-headed Parrotfinch ( <i>Erythrura cyaneovirens</i> )	47	61	45	153
Red-throated Parrotfinch ( <i>Erythrura psittacea</i> ) Normal	42	36	36	114
Red-throated Parrotfinch ( <i>Erythrura psittacea</i> ) Pied	9	6	6	21
Red-throated Parrotfinch ( <i>Erythrura psittacea</i> ) Seagreen	8	7	6	21
Rosy Twinspot ( <i>Hypargos margaritatus</i> )	9	7	2	18
Rosy-rumped Waxbill ( <i>Estrilda rhodopyga</i> )	23	13	3	39
Rufous-backed Mannikin ( <i>Lonchura nigriceps</i> )	8	7	0	15
Saffron Finch ( <i>Sicalis flaveola</i> )	3	3	0	6
Scaly-crowned Weaver ( <i>Sporopipes squamifrons</i> )	2	0	0	2
Shafttail ( <i>Poephila acuticauda</i> )	53	61	44	158
Siberian Goldfinch ( <i>Carduelis carduelis major</i> )	30	35	0	65
Society Finch ( <i>Lonchura striata domestica</i> ) All White	252	194	97	543
Society Finch (") Chestnut and White Pied	18	11	23	52
Society Finch (") Chestnut Self	8	5	1	14
Society Finch (") Chocolate and White Pied	60	34	18	112
Society Finch (") Chocolate Self	42	30	14	86
Society Finch (") Crested (Any Body Color)	23	19	16	58

<b>Species Name</b>	<b>Cocks</b>	<b>Hens</b>	<b>Unsexed</b>	<b>Total Birds</b>
Society Finch (") Euro Black Brown	6	5	1	12
Society Finch (") Euro Grey	5	8	0	13
Society Finch (") Euro Red Brown	0	0	1	1
Society Finch (") Fawn and White Pied	37	29	15	81
Society Finch (") Fawn Self	12	5	14	31
Society Finch (") Other	72	57	32	161
Society Finch (") Pearl	12	10	25	47
Spice Finch ( <i>Lonchura punctulata</i> )	19	16	37	72
St. Helena Waxbill ( <i>Estrilda astrild</i> )	16	15	10	41
Star Finch ( <i>Neochmia ruficauda</i> ) Isabelle	1	5	0	6
Star Finch (") Normal (Red-faced)	72	50	16	138
Star Finch (") Pied (Any Body/Head Color)	3	2	4	9
Star Finch ( <i>Neochmia ruficauda</i> ) Yellow-faced	6	6	7	19
Strawberry Finch ( <i>Amandava amandava</i> )	71	53	8	132
Swee Waxbill ( <i>Estrilda melanotis</i> )	7	5	1	13
Timor Zebra ( <i>Taeniopygia guttata</i> )	6	6	0	12
Tri-colored Nun ( <i>Lonchura malacca</i> )	1	0	2	3
Tri-colored Parrotfinch ( <i>Erythrura tricolor</i> )	21	25	0	46
Vinaceous Firefinch ( <i>Lagonosticta larvata vinacea</i> )	6	4	0	10
Violet-eared Waxbill ( <i>Uraeginthus granatina</i> )	8	5	0	13
Western Bluebill ( <i>Spermophaga haematina</i> )	8	7	0	15
White-bellied Canary ( <i>Serinus dorsostriatus</i> )	1	1	0	2
White-bellied Seedeater ( <i>Sporophila leucoptera</i> )	6	7	0	13
White-headed Nun ( <i>Lonchura maja</i> )	4	2	13	19
White-spotted Mannikin ( <i>Lonchura tristissima leucosticta</i> )	2	3	2	7
Yellow-rumped Seedeater ( <i>Serinus atrogularis</i> )	1	1	0	2
Zanzibar Red Bishop ( <i>Euplectes nigroventris</i> )	3	5	0	8
Zebra Finch ( <i>Taeniopygia guttata castanotis</i> ) Black-breasted	13	11	18	42
Zebra Finch (") Black-cheeked	30	22	34	86
Zebra Finch (") Black-faced	32	17	4	53
Zebra Finch (") Chestnut-flanked White	51	69	40	160
Zebra Finch (") Cream	1	6	0	7
Zebra Finch (") Crested	5	3	0	8
Zebra Finch (") Dominant Silver	10	7	0	17
Zebra Finch (") Eumo	4	3	5	12
Zebra Finch (") Fawn	27	38	17	82
Zebra Finch (") Fawn-cheeked	2	4	0	6
Zebra Finch (") Florida Fancy	50	51	34	135
Zebra Finch (") Lightback	16	22	4	42
Zebra Finch (") Normal Grey	188	177	67	432
Zebra Finch (") Orange-breasted	22	23	13	58
Zebra Finch (") Other	2	2	0	4
Zebra Finch (") Penguin	1	2	0	3
Zebra Finch (") Pied	18	16	0	34
Zebra Finch (") Recessive Silver	1	0	0	1

<u>Species Name</u>	<u>Cocks</u>	<u>Hens</u>	<u>Unsexed</u>	<u>Total Birds</u>
Zebra Finch (") Silver Isabelle	7	6	0	13
Zebra Finch (") White	15	13	10	38
<b>Totals</b>	<b>3717</b>	<b>3413</b>	<b>2093</b>	<b>9223</b>

## SOFTBILLS

African Black Crake ( <i>Porzana flavirostra</i> )	1	0	0	1
African Yellow White Eye ( <i>Zosterops senegalensis</i> )	1	1	0	2
Allen's Gallinule ( <i>Porphyrio alleni</i> )	1	1	0	2
Amethyst Starling ( <i>Cinnyricinclus leucogaster</i> )	6	6	0	12
Bali Mynah ( <i>Leucopsar rothschildi</i> )	2	1	0	3
Bananaquit ( <i>Coereba flaveola</i> )	8	9	6	23
Barbary Shrike ( <i>Laniarius barbarus</i> )	1	1	0	2
Bearded Barbet ( <i>Lybius dubius</i> )	2	1	0	3
Beautiful Sunbird ( <i>Cinnyris pulchella</i> )	2	2	0	4
Black-collared Starling ( <i>Sturnus nigricollis</i> )	1	0	0	1
Black-spotted Barbet ( <i>Capito niger</i> )	5	4	0	9
Black-throated Laughing Thrush ( <i>Garrulax chinensis</i> )	6	6	0	12
Blacksmith Plover ( <i>Vanellus armatus</i> )	1	1	0	2
Blue And Yellow Tanager ( <i>Thraupis bonariensis</i> )	2	2	0	4
Blue Dacnis ( <i>Dacnis cayana</i> )	1	0	0	1
Blue Whistling Thrush ( <i>Myophonus caeruleus</i> )	3	1	0	4
Blue-gray Tanager ( <i>Thraupis episcopus</i> )	9	4	3	16
Blue-naped Mousebird ( <i>Urocolius macrourus</i> )	4	2	1	7
Blue-necked Tanager ( <i>Tangara cyanicollis</i> )	1	1	0	2
Cissa ( <i>Cissa chinensis</i> )	3	3	0	6
Collies Magpie Jay ( <i>Calocitta colliei</i> )	1	2	0	3
Common Mynah ( <i>Acridotheres tristis</i> )	2	2	0	4
Emerald Starling ( <i>Coccycolius iris</i> )	2	5	0	7
European Blackbird ( <i>Turdus merula</i> )	2	1	0	3
European Robin ( <i>Erithacus rubecula</i> )	0	1	0	1
European Roller ( <i>Coracias garrulus</i> )	1	1	0	2
European Song Thrush ( <i>Turdus philomelos</i> )	0	1	0	1
European Starling ( <i>Sturnus vulgaris</i> )	4	4	1	9
Fairy Bluebird ( <i>Irena puella</i> )	2	1	0	3
Garden/black Eye Bulbul ( <i>Pycnonotus barbatus</i> )	1	0	0	1
Golden Bellied Grosbeak ( <i>Pheucticus chrysogaster</i> )	2	1	0	3
Golden Tanager ( <i>Tangara arthus</i> )	2	1	0	3
Green & Gold Tanager ( <i>Tangara schrankii</i> )	1	1	0	2
Green Aracari ( <i>Pteroglossus viridis</i> )	2	1	0	3
Green Honeycreeper ( <i>Chlorophanes spiza</i> )	3	2	0	5
Guianan Toucanette ( <i>Selenidera piperivora</i> )	8	13	6	27
Guinea Touraco ( <i>Tauraco persa</i> )	2	2	1	5
Hwamei ( <i>Garrulax canorus</i> )	4	3	0	7
Indian Hill Mynah ( <i>Gracula religiosa</i> )	12	13	8	33

<u>Species Name</u>	<u>Cocks</u>	<u>Hens</u>	<u>Unsexed</u>	<u>Total Birds</u>
Ivory Billed Aracari ( <i>Pteroglossus azara</i> )	1	1	0	2
Jackson's Hornbill ( <i>Tockus deckeni jacksoni</i> )	1	1	0	2
Japanese White Eye ( <i>Zosterops japonica</i> )	1	2	0	3
Kikuyu White Eye ( <i>Zosterops polioogaster kikuyuensis</i> )	0	0	4	4
Laughing Kookabura ( <i>Dacelo novaeguineae</i> )	3	2	0	5
Lesser Green Broadbill ( <i>Calyptomena viridis</i> )	0	1	0	1
Livingstone's Turaco ( <i>Tauraco livingstonii</i> )	1	3	0	4
Montane White Eye ( <i>Zosterops polioastrus</i> )	4	4	0	8
Pekin Robin ( <i>Leiothrix lutea</i> )	15	20	0	35
Piping Hornbill ( <i>Bycanistes fistulator</i> )	0	1	0	1
Purple Honeycreeper ( <i>Cyanerpes caeruleus</i> )	5	1	0	6
Purplish Back Jay ( <i>Cyanocorax beecheii</i> )	1	1	0	2
Red-billed Blue Magpie ( <i>Urocissa erythrorhyncha</i> )	3	3	0	6
Red-billed Hornbill ( <i>Tockus erythrorhynchus</i> )	3	2	1	6
Red-crested Turaco ( <i>Tauraco erythrolophus</i> )	3	2	3	8
Red-faced Liocichla ( <i>Liocichla phoenicea</i> )	1	0	0	1
Red-faced Mousebird ( <i>Urocolius indicus</i> )	3	1	0	4
Red-legged Honeycreeper ( <i>Cyanerpes cyaneus</i> )	5	4	0	9
Red-tailed Laughing Thrush ( <i>Garrulax milnei</i> )	1	1	1	3
Red-vented Bulbul ( <i>Pycnonotus cafer</i> )	5	4	0	9
Ross' Turaco ( <i>Musophaga rossae</i> )	1	0	0	1
Royal Starling ( <i>Cosmopsarus regius</i> )	4	0	0	4
Silver-eared Mesia ( <i>Leiothrix argentauris</i> )	3	2	0	5
Speckled Mousebird ( <i>Colius striatus</i> )	1	0	0	1
Spur-winged Plover ( <i>Vanellus spinosus</i> )	1	2	0	3
Sulfur-breasted Toucan ( <i>Ramphastos sulfuratus</i> )	0	1	0	1
Superb Starling ( <i>Spreo superbus</i> )	4	4	6	14
Tinker Bird ( <i>Pogoniulus subsulphures</i> )	2	1	0	3
Troupial ( <i>Icterus icterus</i> )	8	6	0	14
Trumpeter Hornbill ( <i>Ceratogymna bucinator</i> )	1	1	0	2
Turquoise Tanager ( <i>Tangara mexicana</i> )	3	2	2	7
Violaceous Euphonia ( <i>Euphonia violacea</i> )	2	1	0	3
Violaceous Turaco ( <i>Musophaga violacea</i> )	3	2	5	10
Von Der Decken's Hornbill ( <i>Tockus deckeni</i> )	1	1	0	2
Whiskered Yuhina ( <i>Yuhina flavicollis</i> )	0	1	0	1
White Head Black Bulbul ( <i>Hypsipetes madagascariensis</i> )	3	3	0	6
White-backed Mousebird ( <i>Colius colius</i> )	10	12	5	27
White-cheeked Turaco ( <i>Tauraco leucotis</i> )	3	3	2	8
White-collared Mynah ( <i>Acridotheres albocinctus</i> )	0	1	0	1
White-crested Thrush ( <i>Garrulax leucolophus</i> )	1	1	0	2
White-eared Bulbul ( <i>Pycnonotus leucotis</i> )	5	12	15	32
White-headed Mousebird ( <i>Colius leucocephalus</i> )	3	2	5	10
White-rumped Shama ( <i>Copsychus malabaricus</i> )	10	4	0	14
White-rumped Shama ( <i>Copsychus malabaricus indicus</i> )	2	1	0	3
White-throated Laughing Thrush ( <i>Garrulax albogularis</i> )	1	1	0	2



<u>Species Name</u>	<u>Cocks</u>	<u>Hens</u>	<u>Unsexed</u>	<u>Total Birds</u>
Yellow-breasted Cissa ( <i>Cissa hypoleuca</i> )	4	6	1	11
Yellow-hooded Blackbird ( <i>Chrysomus icterocephalus</i> )	3	2	0	5
Yellow-rumped Cacique ( <i>Cacicus cela</i> )	1	0	1	2
<b>Totals</b>	<b>247</b>	<b>227</b>	<b>77</b>	<b>551</b>

## DOVES & QUAIL

Australian Crested Dove ( <i>Ocyphaps lophotes</i> )	3	3	0	6
Bartlett's Bleeding Heart Dove ( <i>Gallucolumba criniger</i> )	6	3	0	9
Black-naped Fruit Dove ( <i>Ptilinopus melanospila</i> )	4	3	3	10
Button Quail ( <i>Coturnix chinensis</i> ) Normal	19	28	8	55
Button Quail ( <i>Coturnix chinensis</i> ) Other	16	31	5	52
Button Quail ( <i>Coturnix chinensis</i> ) Silver	8	14	0	22
Button Quail ( <i>Coturnix chinensis</i> ) White	3	7	0	10
Cape Dove ( <i>Oena capensis</i> )	16	13	2	31
Diamond Dove ( <i>Geopelia cuneata</i> )	31	31	27	89
Emerald Dove ( <i>Chalcophaps indica</i> )	4	4	0	8
Luzon Bleeding Heart Dove ( <i>Gallucolumba luzonica</i> )	3	4	0	7
Peruvian Ground Dove ( <i>Columbina cruziana</i> )	5	3	0	8
Ringneck Dove ( <i>Streptopelia risoria</i> )	1	2	28	31
Roul-roul Partridge ( <i>Rollulus rouloul</i> )	11	11	1	23
Sulawesi Quail Dove ( <i>Gallucolumba tristigmata</i> )	3	3	0	6
Tambourine Dove ( <i>Turtur tympanistria</i> )	1	1	0	2
Victoria Crowned Pigeon ( <i>Goura victoria</i> )	7	6	0	13
Zebra Dove ( <i>Geopelia striata</i> )	2	2	3	7
<b>Totals</b>	<b>143</b>	<b>169</b>	<b>77</b>	<b>389</b>



## Exotic Finches & Softbills

Jamie Yorck

*Airline shipping available*

*Contact for current availability and price list*



Phone: 415-824-3594 - [jyorck@astound.net](mailto:jyorck@astound.net)  
San Francisco, California

Prices effective: January 1, 2010

**PLASTIC BANDS FOR EVERYONE. ALUMINUM BANDS FOR MEMBERS ONLY.**

*Banding and marking of wild birds is highly regulated by the Federal government. It is illegal to use any band on a bird that is released to the wild except a Federal band issued by US Fish & Wildlife.*

**Split Plastic Band Colors:** Light Green, Dark Green, White, Pink, Red, Purple, Yellow, Orange, Light Blue, Dark Blue and Black. One color each string. No numbering.

**Split plastic bands: \$3.00 per string – 10 bands. Indicate quantity/color below.**

XF (2.3mm)	XCS (2.8mm)	XCL (3.1mm)	XB (4.0mm)	X3 (4.5mm)	Subtotal
/	/	/	/	/	
/	/	/	/	/	
/	/	/	/	/	

**Closed sequentially numbered aluminum bands to members only below.**

<p><b>Size A (2.20mm):</b> Gold-breasted Waxbill, Orange-checked Waxbill, Owl Finch, Red-eared Waxbill, Strawberry Finch, small waxbills.</p> <p><b>Size B (2.34mm):</b> Black-cheeked Waxbill, Cordon Bleu, Cuban Melodious Finch, Fire Finch, Olive Finch, Rufus-backed Mannikin, Timor Zebra.</p> <p><b>Size C (2.55mm):</b> Violet Eared &amp; Blue Capped Waxbills, Cherry Finch, Bronze-winged Mannikin, Green/Gray Singing Finch, Pytilas, Red-headed and Forbes Parrot Finch, Silverbills, Star Finch, Red Siskin, Society, Cutthroat Finch.</p>	<p><b>Size D (2.73mm):</b> Blue-faced Parrot Finch, Gouldian Finch Chestnut-breasted &amp; most Manikins, most Parrot Finches, Pintailed Nonpareil, most Twinspots, American Zebra Finch, Peales Parrot Finch.</p> <p><b>Size E (2.89mm):</b> Black-crested Finch, Diamond Sparrow, European Greenfinch, Golden Song Sparrow, Nuns, Peter's Twinspot, Siskins, Spice Finch, European Goldfinch, European Zebra.</p>	<p><b>Size G (3.20mm):</b> Magpie Mannikins, Siberian Goldfinch, small Tanager.</p> <p><b>Size J (3.4mm):</b> Pekin Robin, Silver-eared Mesias, small softbills.</p> <p><b>Size K (3.50mm):</b> Java Rice Birds, Red-crested Cardinal, Saffron Finch, Shama Thrush.</p> <p><b>Size L (4.30mm):</b> Diamond Dove, Mousebird, small doves, quail.</p> <p><b>Size M (4.48mm):</b> Leaf Birds, Pagoda Mynah, Superb Starlings.</p>
--	---	--

**Visit our site for availability of plastic colors and aluminum sizes at [NFSS.org](http://NFSS.org)**

**Aluminum bands: \$5.00 per string – 10 bands. Indicate quantity only below.**

A	B	C	D	E	G	J	K	L	M	Subtotal

<b>*Handling fee must be included in all orders:</b>		<b>Subtotals:</b> _____
Under \$40.00 = \$ 3.00	\$ 61.00 – \$100.00 = \$ 8.00	
\$41.00 – \$60.00 = \$ 5.00	\$101.00 – \$300.00 = \$ 10.00	<b>*Handling:</b> _____
<b>**Postal insurance – optional:</b>		<b>**Insurance:</b> _____
\$ 00.01 – \$50.00 = \$ 1.75	\$200.01 – and up = \$4.70	
\$ 51.00 – \$100.00 = \$ 2.25	\$300.00 – \$5,000.00= \$5.70	
\$100.00 – \$200.00 = \$ 2.75	plus .95 for each additional \$100.00	<b>Final total:</b> _____

Name: \_\_\_\_\_ NFSS membership number: \_\_\_\_\_

Street address: \_\_\_\_\_

City: \_\_\_\_\_ State: \_\_\_\_\_ ZIP code: \_\_\_\_\_

Phone number: \_\_\_\_\_ Email address: \_\_\_\_\_

Mail to: NFSS Band Secretary, 2234 Juneau Court South, Salem, OR 97302  
 Phone: 503-581-8208 E-mail: [bands@nfss.org](mailto:bands@nfss.org) Check payable to: NFSS

# EGGSHELL

One of Nature's purest and most absorbable forms of Calcium.



Twin Beaks Aviary's  
**Hatched!**<sup>TM</sup>

*100% Pure Eggshell Calcium*

**Hatched!** human-grade, FDA regulated facility and packaging, crushed not powdered.

*Excellent for small animals, too!*

**Hatched!** Like no other calcium product out there!

**Hatched!** premium, ultra-pure, 100% natural source of calcium. It is 20% more absorbable than other forms of calcium carbonate.

**Hatched!** sanitized eggshell, each batch tested and passing with a Certificate of Analysis. pesticide-free and contains no preservatives.

**Hatched!** Product of the U.S.A.

Mention NFSS when you place your order and receive a  
**10% Discount**  
**800.579.7974**



# NFSS Affiliated Clubs/Events

Liaison Officer - Alfredo Bruguera  
174 County Road 2317 | Mineola, TX 75773  
affiliations@nfss.org

## Alabama

**Central Alabama Avicultural Society, Inc.** Montgomery, [tedsexton@bellsouth.net](mailto:tedsexton@bellsouth.net) [www.caasociety.com](http://www.caasociety.com) Events: Show/Bird Fair, Sept 4-5, 2010, Quality Inn & Suites, 2705 East South Blvd, Montgomery, 1-334-288-2800 (reservations). Contact: Ted Sexton, [tedsexton@bellsouth.net](mailto:tedsexton@bellsouth.net), (334) 301-2920 or [loveoffinches@live.com](mailto:loveoffinches@live.com), (256) 892-3072.

## California

**Central California Cage Bird Club**, Modesto, [www.myccbc.org](http://www.myccbc.org) Event: Canary and Finch Show and Mart, October 30, SOS Club, Modesto. Contact: Janna Place, [naturesplaces@sbcglobal.net](mailto:naturesplaces@sbcglobal.net).

**Finch Society of San Diego County**, San Diego, [finchsocietyofsandiego.com](http://finchsocietyofsandiego.com).

## Florida

**Treasure Coast Exotic Bird Club Inc.**, Stuart, [tcexoticbirdclub.com](http://tcexoticbirdclub.com) Event: South East Regional Finch Show and Bird Expo, March 21, Martin County Fairgrounds, 2612 SE Dixie Hwy, Stuart. Contact: Kathy Dwyer, [jim.dwyer@netzero.net](mailto:jim.dwyer@netzero.net).

**Tri-State Avian Society**, Tallahassee, [webmaster@tristateaviansociety.org](mailto:webmaster@tristateaviansociety.org), [www.tristateaviansociety.org](http://www.tristateaviansociety.org) Event: Spring Bird Fair, May 15-16, North FL Fairgrounds, 441 Paul Russell Rd, Tallahassee. Contact: Barry Laster, [barryL7523@comcast.net](mailto:barryL7523@comcast.net).

## Illinois

**The Avicultural Society of Chicagoland (TASC)**, Lombard/St. Charles, 630-336-0197, [TASCCHICAGO@aol.com](mailto:TASCCHICAGO@aol.com), [www.tasc-chicago.org](http://www.tasc-chicago.org). Event: Midwest Bird Expo 2010, May 22, 9:30-4:00, Kane County Fairgrounds, 525 South Randall Road, St Charles. Huge event with vendors, speakers, education stations, wild animal shows, and so much more, [www.midwestbirdexpo.com](http://www.midwestbirdexpo.com). Contact: Jason Crean, [tascchicago@aol.com](mailto:tascchicago@aol.com), 630-985-8146.

**Greater Chicago Cage Bird Club**, Clarendon Hills, 708-258-0682, [secretary@gccbc.org](mailto:secretary@gccbc.org), [www.gccbc.org](http://www.gccbc.org). Event: Bird Show, Oct 30, Du Page Expo, 4050 E Main St, St Charles. Contact Shar: Toby, [Sharlant2000@yahoo.com](mailto:Sharlant2000@yahoo.com).

**Heart of Illinois Bird Club**, Peoria, [hoibc@yahoo.com](mailto:hoibc@yahoo.com). Events: Bird Fair, Feb 28; Bird Show & Fair; Bird Fair, Oct 24. All events at Grand Hotel (Ramada Inn), 4400 Brandywine Dr, Peoria. Contact: Jody Lewis [balu716@yahoo.com](mailto:balu716@yahoo.com), 309-645-7773.

**Mid West Bird Breeders & Exhibitors**, [www.midwestbirdbreederexhibitor.info](http://www.midwestbirdbreederexhibitor.info). Lawrenceville Events: Show, March 20, Lawrenceville. Contact Lisa Grimes, [lgtiels@yahoo.com](mailto:lgtiels@yahoo.com). Judge: Annette Howard. NFSS show in conjunction with the Gateway Parrot Club's Parrot Festival, Sunday, Aug 29. Judge: Annette Howard. See Gateway's listing (MO) for location details.

**Finch and Soffbill Breeders and Exhibitors Club**, Palatine, [www.fsbc.finchfiles.com](http://www.fsbc.finchfiles.com) Event: TBA.

## Iowa

**Mid America Cage Bird Society**, Des Moines, 239-851-8132, [Thielking@lowalink.com](mailto:Thielking@lowalink.com), [www.MACBS.org](http://www.MACBS.org).

Events: Bird Fairs, Mar 28, May 16 & Aug 22, Des Moines Botanical Center. Contact: John Thielking, Thielking@lowalink.com.

## Maryland

**Baltimore Bird Fanciers**, Baltimore, info@baltimorebirdfanciers.org, [www.baltimorebirdfanciers.org](http://www.baltimorebirdfanciers.org) Events: Bird Mart, May 15 and Bird Show & Mart, Oct 12, Tall Cedars Hall, 250 Putty Hill Ave, Baltimore Contact: Joe Jones, josephmjones@comcast.net.

## Massachusetts

**Massachusetts Cage Bird Assoc**, Foxboro, 781-335-3927, [www.masscagebird.org](http://www.masscagebird.org). Event: Annual Bird Show, Oct. 16, Location: TBN. Contact: Tom Keegan, 781-335-3927, nfss.pubs@gmail.com.

## Missouri

**Gateway Parrot Club, St. Louis**, 636-343-8097, President@GatewayParrotClub.org, [www.gatewayparrotclub.org](http://www.gatewayparrotclub.org). Event: All American Hookbill Fair & Seminar, Aug 28-29, Doors open at 10:00 AM, Machinists' Hall Dist. 9 Building, 12365 St. Charles Rock Rd, Bridgeton. Scheduled speakers: Jean Pattison & Michelle Karras. Contact: Christine Kinkade, 636-343-8097.

**Greater Kansas City Avicultural Society**, 1807 NE Colbern Rd, Lee's Summit, 816-252-1120, dayforthebirds@aol.com, [www.GKCAS.org](http://www.GKCAS.org). Events: SPRING BIRD FAIR, April 24, Hilton Garden Inn, 19677 E Jackson Dr, Independence and Annual All Bird Show, Oct 16, Coronation of Our Lady Church, 13000 Bennington, Grandview. Contact: Anthony Day Phone: 816-252-1120.

## New Hampshire

**Birds of a Feather Avicultural Society**, Manchester, 603-362-6106, member.support@BOAF.com, [www.BOAF.com](http://www.BOAF.com). Event: Annual Fall Exotic Bird Show and Mart, Oct 23, All Dogs Gym and Inn, Manchester. Contact: Ray Schwartz, President@BOAF.com, 603-362-6106.

## New York

**Empire Finch & Canary Club**, West Hempstead, irmanperez@aol.com Event: Annual Show, Nov 13, St. Mark's Methodist Church, Rockville Center. Judge: Laura Tinker. Contact: John Lund, irmanperez@aol.com.

**New York Finch & Type Canary Club**, NYC, barstand@verizon.net Events: Feather Show June 27, Averill Blvd Park (Meeting Hall), Elmont. Contact: Stan Kulak, barstand@verizon.net; Annual Show, Sept 25, St. Jude Church (Gyne Hall), 1677 Canarsie Rd, Brooklyn.

## Oklahoma

**Oklahoma Cage Bird Society**, Tulsa, 918-446-3999, lbewley@yahoo.com. Event: Oklahoma Cage Bird Show, Oct 23, Econolodge, Tulsa. Contact: Laura Bewley, 918-446-3999, lbewley@yahoo.com. Judge: Alfredo Bruguera.

## Oregon

**Columbia Canary Club**, Portland. Event: TBA.

## Pennsylvania

**Chester County Bird Club**, Frazer, [www.CCBirdclub.com](http://www.CCBirdclub.com). Event: Annual Bird Show & Mart, Oct 30, Exton. Judge: Conrad Meinert. Contact: Doris Rickards, 610-647-4632, rickards@quixnet.net.

## Puerto Rico

**Asociacion De Criadores de Finches, Inc**, Caguas PR, finchespr@yahoo.com Events: Summer National Show, June, Centro Comunal, Alturas de Villas del Rey, Caguas. Show Judge: Martha Wigmore. Winter Regional

Show, November 5-7, Centro Comunal, Alturas de Villas del Rey, Caguas. Judge: Armando Lee. Manager (both shows): Juan Alicea, [juanalicea@yahoo.com](mailto:juanalicea@yahoo.com), 787-479-7405. Note: The only finch species allowed for these competitions are Zebra, Society, Gouldian, Cuthroat, Cordon Bleu, Green Singer, and Brazilian Crested Cardinal Finch.

**Puerto Rico Zebra Finch Club**, Gurabo, [przfc@yahoo.com](mailto:przfc@yahoo.com), [www.przfc.com](http://www.przfc.com). Event: Puerto Rico Zebra Finch Fall Show, Sept 10 – 12, Centro Comunal Santa Juana, Caguas. Contact: Jorge Mojica, [przfc@yahoo.com](mailto:przfc@yahoo.com), 787-550-3163. Judge: TBA.

## Texas

**Fort Worth Bird Club**, Fort Worth, [jerrycason@mindspring.com](mailto:jerrycason@mindspring.com), [www.fwbc.org](http://www.fwbc.org). Event: Fort Worth Bird Show, Oct 2, Azle Community Center. Contact: Jerry Cason, [jerrycason@mindspring.com](mailto:jerrycason@mindspring.com).

**Texas Bird Breeders and Fanciers Association**, Temple, [coculwell@verizon.com](mailto:coculwell@verizon.com) Event: Texas Bird Breeders Show, Nov 6, Mayborn Convention Center, Temple. Contact: Clarence Culwell, [coculwell@verizon.com](mailto:coculwell@verizon.com).

## Virginia

**Peninsula Caged Bird Society**, Newport News, [finchbreeder@earthlink.net](mailto:finchbreeder@earthlink.net), [www.vapeninsulacagedbirdsociety.org](http://www.vapeninsulacagedbirdsociety.org). Events: Spring & Fall Marts & Shows, Columbian Center. Dates TBA. Contact: Deb Wilson, [dwilson786@aol.com](mailto:dwilson786@aol.com).

## Washington

**Cascade Canary Breeders Assn**, Seattle, [sue@healeyalliance.com](mailto:sue@healeyalliance.com), [www.cascadecanary.com](http://www.cascadecanary.com). Event: CCBA 42nd Annual Show, October 23-24, Monroe. Contact: Coleen Anderson, [coleen.anderson@gmail.com](mailto:coleen.anderson@gmail.com).

## Wisconsin

**Central Wisconsin Cage & Wild Bird Connection**, Pittsville, [mminor@tds.net](mailto:mminor@tds.net), [www.cwwcbc.us/bc/](http://www.cwwcbc.us/bc/). Event: Annual Bird & Garden Fair, Saturday, May 15, 2010.

---

## Regional / National

**The American Dove Association**, 205-995-8612, [secretary@doveline.com](mailto:secretary@doveline.com), [www.DoveLine.com](http://www.DoveLine.com). Event: National Young Bird Show (and annual meeting), Oct. 30, Kentucky Fair and Exposition Center, 937 Phillips Lane, Louisville KY 40209.

**Northeast Bird Group**, New England/NY/NJ/PA, 781-335-3927, [thomkeegan@aol.com](mailto:thomkeegan@aol.com), [www.northeastbirdgroup.com](http://www.northeastbirdgroup.com). Event: Summer Bird Fair, June 26, 4097 Diamond Hill Road, Cumberland, RI. [Show is Cockatiel (NCS) and parrot (SPBE) only this year].

**West Coast Zebra and Society Finch Show**, Sacramento, CA. [www.efinch.com/show](http://www.efinch.com/show) Event: Fifth Annual Show, July 30, Sacramento. Contact: Jami Arndt, [jamiarndt@comcast.net](mailto:jamiarndt@comcast.net).

## Foreign

**Canadian Finch & Softbill Society**, Brampton, Ontario, Canada, 905-723-1978, [vmoase@rogers.com](mailto:vmoase@rogers.com). Event: Show Nov 13-14, Brampton Fairgrounds, 12942 Heart Lake Rd. Contact: Vince Moase, 905-723-1978, [vmoase@rogers.com](mailto:vmoase@rogers.com).

**Durham Avicultural Society**, Ontario, Canada, [www.birdclub.ca](http://www.birdclub.ca), [secretary@birdclub.ca](mailto:secretary@birdclub.ca), 416-282-5997 (Jacque). Event: Annual Bird Show, Sep 18 – 19, Ajax Community Centre.

Essex-Kent Cage Bird Society, Windsor, Ontario, Canada, 519-948-6398, julianne@mnsi.net, [www.essexkentcbs.com](http://www.essexkentcbs.com). Event: 35th Annual Show, Sept 25/26, 2010, Fogolar Furlan Club, Udine. Judge: Armando Lee. Contact: Julianne, julianne@mnsi.net.

Ottawa Bird Fanciers Society, Ottawa, Ontario, Canada, 905-723-1978, vmoase@rogers.com, [www.ottawabirdfanciersociety.org](http://www.ottawabirdfanciersociety.org). Event: Show Nov 13-14, Brampton Fairgrounds, 12942 Heart Lake Rd, Judge John Harris (England). Contact: Vince Moase, 905-723-1978, vmoase@rogers.com.



## ORDER YOUR NFSS JOURNAL BACKISSUES DVD COMPILATION 1984-2008

YOU CAN ALSO ORDER ONLINE USING PAYPAL

<http://nfss.org/dvdorder.html>

PLEASE PRINT CLEARLY

FIRST NAME: \_\_\_\_\_ LAST NAME: \_\_\_\_\_

MAILING ADDRESS: \_\_\_\_\_

CITY / ST / ZIP \_\_\_\_\_

COUNTRY if outside USA: \_\_\_\_\_

DAYTIME PHONE# ( \_\_\_\_\_ ) \_\_\_\_\_ (in case we have questions about your order)

EMAIL ADDRESS \_\_\_\_\_

WOULD YOU LIKE US TO SEND YOU AN NFSS JOURNAL AND WEB ADVERTISER'S PACKET  YES  NO

WOULD YOU LIKE TO BE ADDED TO THE DVD SUPPLEMENTAL YEARS 2009+ MAILING LIST  YES  NO

*DVD Price includes domestic USA shipping by US Mail.*

*Foreign orders will require additional shipping charges to destination.*

\$20.00 per DVD Please send \_\_\_\_\_ QTY of DVD's @ \$ 20.00 each =TOTAL\$ \_\_\_\_\_

Please make checks payable to *NFSS* in U.S. currency

TOTAL ENCLOSED ON YOUR CHECK \$ \_\_\_\_\_ CK# \_\_\_\_\_

MAIL YOUR ORDER FORM AND PAYMENT TO:

**NFSS DVD ORDER**

**918 GEORGIA AVE**

**ETOWAH, TN 37331-1004**



**National Finch and Softbill Society  
Membership Application**

PLEASE PRINT ALL INFO CLEARLY

Primary Member First & Last Name \_\_\_\_\_

Primary Member's Email Address \_\_\_\_\_

*(If dual membership)*

Dual Member First & Last Name \_\_\_\_\_

Dual Member's Email Address \_\_\_\_\_

Mailing address \_\_\_\_\_

City \_\_\_\_\_ State \_\_\_\_\_ Zip \_\_\_\_\_ Country \_\_\_\_\_

Area code \_\_\_\_\_ Phone \_\_\_\_\_ (in case we have questions)

New membership Application date \_\_\_/\_\_\_/\_\_\_ Check# \_\_\_\_\_

If Junior Membership (for children 6-16 years old) Date of Birth \_\_\_/\_\_\_/\_\_\_

If renewal, and you have it, list your NFSS# \_\_\_\_\_ If dual, 2nd NFSS# \_\_\_\_\_

Aviary Name \_\_\_\_\_

How did you hear about us? \_\_\_\_\_

Check here if you want us to send you an Advertising Packet?

**NFSS MEMBERSHIP DUES**

	Single	Dual	Foreign	Junior
1 - Year	\$30.00 <input type="checkbox"/>	\$35.00 <input type="checkbox"/>	\$42.00 <input type="checkbox"/>	\$10.00 <input type="checkbox"/>
3 - Years	\$85.00 <input type="checkbox"/>	\$99.00 <input type="checkbox"/>	<input type="checkbox"/>	
5 - Years	\$140.00 <input type="checkbox"/>	\$165.00 <input type="checkbox"/>		<input type="checkbox"/>
Lifetime	\$1500.00 <input type="checkbox"/>	\$1740.00 <input type="checkbox"/>	<input type="checkbox"/>	

Please print this application out and mail with check or money order [U.S. Funds]  
Make Check Payable to NFSS and Mail Application to:

**NFSS MEMBERSHIP 918 GEORGIA AVE., ETOWAH, TN 37331**



# NFSS Panel of Judges - 2010

4th Vice President - Judges Panel/Standards/Research — Laura Bewley (pro tem)  
3538 S. 65 W. Avenue, Tulsa, OK 74107  
Contact Laura Bewley at lbewley@yahoo.com

**Nizam Ali**

135-11 114th Street  
South Ozone Pk, NY 11420  
Phone: 781-835-8590

**Laura Bewley**

3538 S. 65 W. Avenue  
Tulsa, OK 74107  
Phone: 918-446-3999  
lbewley@yahoo.com

**Alfredo M. Bruguera**

174 CR 2317  
Mineola, Texas 75773  
Phone: 903-569-6979  
elmaridodealba@yahoo.com

**Clarence Culwell**

250 Horseshoe Drive  
Springtown, TX 76082  
Phone: 817-220-5568  
coculwell@verizon.net

**Dr. Al Decoteau**

P.O. Box 546  
Hollis, NH 03049  
Phone: (603) 878-3435  
spbe1@aol.com

**Julie R. Duimstra**

618 North Nesmith Ave.  
Sioux Falls, SD 57103  
Phone: 605-332-5054  
julie.duimstra@gmail.com

**Cecil Gunby**

8121 Route 1, Hwy. 54  
Sharpsburg, GA 30277  
Phone/Fax: 770-254-1261  
cgunby@bellsouth.net

**Kenneth Gunby**

3692 Mandarin Woods Dr. N  
Jacksonville, FL 32223  
Phone: 904-403-3078  
gunbybird2@aol.com

**Annette Howard**

1271 Conser Drive  
Salem, OH 44460  
Phone: 330-337-7654  
howardaj78@yahoo.com

**Sally Huntington**

5634 Carnegie Street  
San Diego, CA 92122  
Phone: 858-452-9423  
sallych@san.rr.com

**Armando Lee**

2905 SW 38th Terrace  
Cape Coral, FL 33914  
Phone 239-242-7675  
Fax: 239-242-0333  
alee21@comcast.net

**Dennis J. Lewis**

7446 Glasgow Road  
Brookville, FL 34613  
Phone: 352-596-3376  
dennis\_14519@msn.com

**Brian Mandarich**

4743 E. Hedges Avenue  
Fresno, CA 93703  
Phone: 559-255-6508

**Conrad Meinert**

1212 E. 300 South  
Warsaw, IN 46580  
Phone: 574-269-2873  
Birdmanofwarsaw@  
embarqmail.com

**Vince Moase**

1078 Roundelay Court  
Oshawa, ON Canada L1J7R7  
905-723-1978  
vmoase@rogers.com

**Marion (Miki) Spartzak**

945 Rosedale Avenue  
Baltimore, MD 21237  
Phone: 410-687-8915  
mjs5295@comcast.net

**Laura Tinker**

31 Grape Hollow Road  
Holmes, NY 12531  
Phone: 845-855-2662  
LKTinker@comcast.net

**Patrick Vance**

18175 Avilla  
Lathrup Village, MI 48076  
Phone: 248-443-0643  
spartanfinchman@cs.com

**Christine Voronovitch**

38 Liberty Street  
Manchester, CT 06040  
Phone: 860-649-8220

**Jerri Wiesenfeld**

2379 Water Bluff Drive  
Jacksonville, FL 32218  
Phone: 904-714-2133  
jerrisjivas@aol.com

**Martha Wigmore**

18913 Boston Street NW  
Elk River, MN 55330  
Phone: 763-241-0071  
newdlwig@mindspring.com

**Paul S. Williams**

101 Linden Drive  
Eufaula, AL 36027  
Phone: 334-687-1713  
pwilliams@eufaula.rr.com

Are You Interested in Becoming an NFSS Judge?  
Contact Laura Bewley at 4thVP@nfss.org

# THE 2010 NFSS BOARD OF DIRECTORS & APPOINTED OFFICERS

## President

Mr. John Wilson  
San Francisco, CA 94110  
president@nfss.org

## Past President

Mr. Bob Peers  
535 W. 61st St. Apt. D,  
Westmont, IL 60559  
Phone/Fax: (630) 740-7389  
pastpresident@nfss.org

## 1st Vice President Regional V.P.'s, Education

Mr. Bob Peers  
535 W. 61st St. Apt. D,  
Westmont, IL 60559  
Phone/Fax: (630) 740-7389  
1stVP@nfss.org

## 2nd Vice President, Publications —Journal and Website

Mr. Tom Keegan  
21 Oakcrest Road  
Weymouth, MA 02190  
781-335-3927  
2ndvp@nfss.org

## 3rd Vice President NFSS Finch/Softbill Save Program/Census Mgr.

Ms. Vonda Zwick  
611 Hingham Lane  
Schaumburg, IL 60193  
3rdvp@nfss.org

## 4th Vice President - Judges Panel/Standards/Research

Ms. Laura Bewley (pro tem)  
(918) 446-3999  
lbewley@yahoo.com

## Liaison/Awards Director

Mr. Alfredo Bruguera  
174 County Road 2317  
Mineola, TX 75773  
(903) 569-6979  
affiliations@nfss.org

## Band Secretary

Ms. Paula Hansen  
2234 Juneau Court South  
Salem, Oregon 97302  
bands@nfss.org

## President Emeritus

Mr. William Parlee  
860-569-0200  
presidentemeritus@nfss.org

## Region 1 V.P. (Northeast)

Ms. Elaine Ortman  
Woodstown, NJ  
609-202-7556  
region1vp@nfss.org

## Region 2 V.P. (Southeast)

Mr. Michael Gravely  
mgravely@therefinedgarden.com

## Region 3 V.P. (Mid-Central)

Mr. Jason Crean  
beaksbirdhouse@aol.com

## Region 4 V.P. (Midwest)

Ms. Laura Bewley (pro tem)  
(918) 446-3999  
lbewley@yahoo.com

## Region 5 V.P. (Mountain)

Ms. Anna Sinclair  
region5vp@nfss.org

## Region 6 V.P. (Pacific Coast)

Mr. Doug White  
dwhite3511@msn.com

## Region 7 V.P. (Caribbean)

Mr. Orlando Rivera  
landyor@gmail.com

## Region 8 V.P. (Canada)

Mr. Vince Moase  
(905) 723-1978  
vmoase@rogers.com

## Executive Secretary

Ms. Rebecca Mikel  
13779 US 12 E  
Union, MI 49130  
Phone: (269) 641-7209  
execsecretary@nfss.org

## FinchShop Manager

Ms. Sharon Dvorak  
(919) 266-4935  
finchshop@nfss.org

## Treasurer

Ms. Lisa R. Murphy  
918 Georgia Ave.  
Etowah, Tennessee 37331  
treasurer@nfss.org

## Advertising & Promotions Manager

VACANT  
Contact 2nd VP Tom Keegan at  
2ndVP@nfss.org

## Moderator, NFSS Forums

Mr. John Wilson  
jwilson153@aol.com

## NFSS Webmaster

Barbara Jaquez  
loyaltonjaquez@psln.com

## Membership Director

Tiffany Park (pro tem)  
850-321-6162  
membership@nfss.org

## NFSS Journal Editor

Currently Vacant  
Contact 2nd V.P. Tom Keegan  
about journal matters  
editor@nfss.org

## Legislative Liaison

Mr. Roland Cristo  
legis@nfss.org