

# Cymbidium Chatter



A seedling of *Cym. Werewolf of London 4n* flowering for the editor for the first time in 2020.

Issue 30 (Vol. 2 No. 2): April 2021

---

## Contents

Latest News.....	1
<i>Cym. erythrostylum</i> and its Descendants .....	2
Cultivation.....	3
Hybridisation.....	4
An Interview with Geoff Le Marne .....	13
Standard Hybrids from Andy Easton.....	17
Seedlings Flowered by Pierre Pujol.....	20
Controlling Weeds with Linuron .....	24
Acknowledgements and Contributions .....	25

---

## Latest News

Welcome to the second issue of *Cymbidium Chatter* for 2021. After a COVID-induced hiatus of a year, the Cymbidium Society of Victoria finally resumed meetings last month. There is also light at the end of the tunnel for a return to normal as vaccine rollouts get underway across the world. Australia's rollout has been rather slow and is expected to take the rest of the year, whilst other countries are caught in a race to distribute the vaccines before further surges take more lives. So far, it is unclear as to whether we will see the Victorian orchid shows return later this year, or if they will be postponed till next year. In the meantime, however, I hope you enjoy this latest issue of *Cymbidium Chatter*.

Edited by Joshua White. Please send all contributions to [jwhite88@gmail.com](mailto:jwhite88@gmail.com).

Previous issues are available at <https://www.cosv.com.au/publications-and-resources>. All material is copyright © the original owners and used with permission.

## *Cym. erythrostylum* and its Descendants



*A typical example of the species.*

*Cymbidium erythrostylum* is one of the jewels of the genus. It was discovered in Vietnam in 1891 by Wilhelm Micholitz and made its way into the Royal Botanic Gardens at Glasnevin, where it was formally described by Robert Allan Wolfe in 1905. Numerous awards followed over the years, with three different clones awarded in Australia between 1999 and 2009 ('Magnificum' HCC/OSCOV, 'Kennedy' HCC/OSCOV and 'Dale' HCC/OSCOV).

It is one of the large-flowered species and produces delicate, crystalline white blooms with a yellow lip marked in

varying shades of pink, purple or red. Unfortunately, these are easily damaged and are susceptible to botrytis, traits which are readily passed to its progeny. Unlike most of the other large-flowered species, the petals are drawn forward over the column, giving the flower a triangular shape. Additionally, the tepal width is greater than many other species and this can produce relatively full flowers in the offspring.

The flowers are presented on an arching spike and usually number between 5 and 8 per spike, although exceptional forms have been known to produce 12. Flowers last between 4 and 6 weeks, depending on the clone and the conditions. The flowers do not last if the spike is cut, making it and its immediate offspring unsuitable for cut flowers. Like *Cym. tracyanum*, spikes are produced on the maturing growth (i.e., before the pseudobulb has fully formed), and it can produce two spikes per bulb when grown well. The species does not rebloom on the mature bulb, although this trait can be overcome when suitably partnered (such as in *Cym. Frosty Jack*, the hybrid with *Cym. mastersii*).

In Australia, peak flowering occurs during April and May, although in some cases it can flower as early as March or as late as August. It is unusual in that its flowering season in cultivation differs to that in nature (late spring and early summer); this difference is thought to result from the distinct wet and dry seasons in its native habitat.

In the past decade, an alba form of the species has been discovered and propagated. Selfings of two different clones have been made available in Australia over the past few years –



*Cym. erythrostylum* f. album 'Cooper' on its first flowering in 2018. The crystalline nature of the tepals is visible in the late afternoon sun. This seedling was produced from the selfing of 'Blumen Insel'.



*Cym. erythrostylum* 'Tikitere'. Photo courtesy of Andy Easton.

'Blumen Insel' CBM/JOGA and 'Tokyo Fantasy'. To the best of my knowledge, there has been no attempt to produce a 4n alba thus far.

The first 4n strain of the regular form was produced in the mid-1980s by Andy Easton, the best of which was the awarded 'Tikitere' 4n. It was selfed and the seedlings distributed around the world, giving rise to many of the tetraploids in circulation today. To date, Andy still considers this the finest form of the species he has seen.

It is thought that many plants of the regular form in Australia originate from a single strain. There has also been some confusion over the ploidy of available plants. It has been suggested that most examples of the species in circulation are 4n, but apart from the alba selfings mentioned above, *Cym. erythrostylum* 'Royale' is also known to be a diploid. 'Dale' and 'Magnificum' are thought to be 4n, whilst the ploidy of 'Springfield' remains unclear.


The species is quite compact, especially considering the flower size. The foliage is fine and clean but can be easily suffer windburn (moderate to strong winds coupled with low humidity can lead to significant damage to the bulbs and leaves). This tenderness is often passed onto its progeny as well.

## Cultivation

The species is usually found as an epiphyte but will also grow as a lithophyte or even terrestrially where excellent drainage is available. It will grow in a similar mix to many other *Cym* species and should be kept under cover and on the dry side during winter (watering no more than once a fortnight), protected from rain, frosts, and low humidity. Too much water during winter causes the root system to deteriorate and sets the plant back.

During summer it needs to be under shade cloth to avoid sunburn or limited to mid-morning sun only. For additional cultural information, extensive notes on the species have been produced by Charles and Margaret Baker and are freely available at:

<https://orchidculture.com/COD/FREE/FS295.html>



Windburn damage to an *erythrostylum* hybrid.

## Hybridisation

*Cym. erythrostylum* has been widely used in the century since its introduction, predominantly for early-flowering hybrids and clean white flowers. To date, 21 primary hybrids and more than 70 others have been registered with it as a parent. All the large-flowered species have been crossed with it, although it took until 2012 for the cross with *Cym. hookerianum* (Hooked on Classics) to be registered by Nado Lenkic of Springfield Orchids. One must wonder why it took so long, considering both species were in cultivation for more than a century!



*Cym. Florinda* (erythrostylum X iridioides)



*Cym. Hanburyanum* (erythrostylum X tracyanum)

The species will pick up different pigments depending on what it is partnered with. In the case of species like *Cym. iridioides*, *tracyanum* and *erythraeum*, *Cym. erythrostylum* will pick up the anthocyanins and the offspring will typically be pink or orange with markedly reduced spots and stripes. However, when crossed with *Cym. hookerianum*, which typically suppresses the anthocyanin layer (cf. *Lowio-grandiflorum* and *Rosefieldense*), it will pick up the green base layer. When these competing genetic traits are combined, such as in the Royale Orchids hybrid (*Rosefieldense* X *erythrostylum*), the result is a pastel with only a few spots.




*Cym. Hooked on Classics* (erythrostylum 'Springfield' X *hookerianum*). Photo courtesy of Nado Lenkic.

*Cym. erythrostylum* itself may favour spotting on the petals, especially in hybrids involving *hookerianum*. The species occasionally produces the odd fleck of colour, stripe, or spot, but in some hybrids will produce spots near the ends of the petals, as shown below. White brushmarks may also be a trait that originates with *erythrostylum*, as both hybrids also feature them on the sepals (although they are not as strong in the diploid cross with *Rosefieldense*).



*Cym. (Rosefieldense X erythrostylum 'Royale')*



*Cym. Solana Beach 'St. Francis' 4n (Rincon X Atlantes)*

This combination of traits is another reason why the registered parentage of *Cym. Early Bird 'Pacific'* AM/RHS (aka EBP), one of the more famous *Cym. erythrostylum* hybrids, cannot be correct. Early Bird is registered as (Edward Marshall X *erythrostylum*), but EBP bears a strong resemblance to *erythrostylum* and is a counted tetraploid (4n). Both Edward Marshall (a *hookerianum* hybrid) and *erythrostylum* at the time were diploids and a 4n was unlikely to arise naturally (though not impossible, as in the case of *Alexanderi 'Westonbirt'*). In the 1990s Andy Easton made a 4n version of *Atlantes* (*Alexanderi 'Westonbirt'* X *erythrostylum*) and this strongly suggested that the correct parentage for EBP was actually (*Atlantes* 3n X *erythrostylum* 2n).



*Cym. Edward Marshall 'Mali'*

EBP went on to be used in numerous hybrids, although very few lines were taken forward (mostly through *Cym. Stanley Fouraker*). Descendants of this line in Australia include numerous registrations from quite a few hybridisers, both commercial and private. The valuable *Brenda* (discussed in a later article in this issue) and well-known plants such as *Cronulla 'The Khan'* and *Zenera* are three generations on from *Stanley Fouraker*. By the time one gets to *Flaming Radiant* (reg. 2018, sixth

generation descendant) and Regal Princess (reg. 2015, seventh generation descendant), the *erythrostylum* influence is all but invisible.



*Cym. Cronulla 'The Khan'*



*Cym. Regal Princess* – about 7% *erythrostylum*!

The forward-facing petals often carry through to the F1 progeny, although *Cym. lowianum* and *eburneum* can reduce this trait somewhat. Typically by the F2 they are gone (such as in Solana Beach), unless crossed with another *erythrostylum* hybrid.



*Cym. Niveum* (*eburneum* X *erythrostylum*)



*Cym. Atalanta 'Geyserland'* 4n (*lowianum* var. *concolor* X *erythrostylum*). Photo courtesy of Andy Easton.



*Cym. Atalanta 'Chiffon'* (*erythrostylum* 'Springfield' X *lowianum*). Photo courtesy of Nado Lenkic.

Atalanta, originally registered in 1918, has seen a revival as a parent since being remade in the past few decades. In fact, there are more registrations this century with it as a parent! Seedlings of the grex can be in a range of colours, as demonstrated by the two different remakes. They are floriferous (Atalanta 'Geyserland' will produce 8 spikes in an 8" pot) and often compact, plus the *lowianum* influence provides its hardiness and cutting ability. Andy Easton has predominantly used it in his commercial alba breeding, most of which are marketed under trade names.

*Cym. erythrostylum* has also been used to produce a range of miniatures, such as Cherry Blossom and Devon Odyssey. Cherry Blossom was registered in 1963 by Greenoaks, but it wasn't until recently that Nado Lenkic made it as a tetraploid, using pollen from Andy's 'Tikitere' and his two 4n *floribundums* – 'Red Buttons' and 'Tokiwa'. Less than a dozen progeny from CB have been registered to date, but with the availability of a 4n strain that may change.

Devon Odyssey is a pendulous miniature originally made by Keith Andrew and the selection 'Fleshpot' is often seen in Melbourne. A chance 4n produced in the cloning process produced Devon Odyssey 'New Horizon' 4n, which Andy Easton had cloned and distributed. He has used it to produce clean colours in *devonianum* progeny and bring their flowering season forward.

Devon Odyssey 'NH' has been used to produce a range of intermediates and miniatures including Current Odyssey, Early Devon, Gala Odyssey, Odd Rod and Tom Petty. Many of these involve crosses between *devonianum* and *erythrostylum* lines, which lead to Andy Easton noting the following observation:

"It is important to hybridize it [Tom Petty] with other early pastels that have little or no *erythrostylum* ancestry. In one exploratory cross to another *erythrostylum*-derived parent, we noticed the spikes and flowers tended to be soft and easily damaged so that avenue has been abandoned."

The Odd Rod and Tom Petty lines continue to be taken forward by Andy, such as the early intermediate pendulous Hypnotic Eye and miniature (Odd Rod X Minuet).



*Cym. Cherry Blossom 4n* (floribundum 'Tokiwa' X *erythrostylum* 'Tikitere'). Photo courtesy of Nado Lenkic.



*Cym. Devon Odyssey 'Fleshpot'* (*devonianum* X *erythrostylum*) at the 2018 OSCOV Show.



*Top: Current Odyssey 'Green Lagoon' and Odd Rod; Middle: Tom Petty 'Heartbreaker' and Early Devon 'Guy Fawkes'; Bottom: Hypnotic Eye 'New Horizon' and (Odd Rod 'NH' X Minuet 'NH'). Photos courtesy of Andy Easton.*





*Cym. Osborn 'Sakuka' at the 2018 OSCOV Show.*

*Cym. erythrostylum*, despite having no warmth tolerance, has been used in several warmth-tolerant hybrids. Malcolm Osborn made the hybrid with *Cym. dayanum* (registered as *Cym. Osborn* in 2003 by Panawood), which unfortunately tends to have a short flower life due to the influence of *dayanum*. Kobsukh Kaenratana of Pakkret Floriculture has been cautious in his use of Osborn and other *erythrostylum* hybrids due to its adverse impact on heat tolerance.

The 1992 Mark Pendleton hybrid Cooper Point (Golden Elf X *erythrostylum*) was remade as a 4n strain by Andy Easton and has been incorporated into some of his warmth-tolerant lines. Some of the offspring has been quite precocious, such as (Kusuda Shining X Cooper Point), which has been known to produce its first spike in a 4" pot.



*Left: Cym. Cooper Point 'Geyserland' 4n. Right: A seedling of (Kusuda Shining X Cooper Point) on its first flowering. Photos courtesy of Andy Easton.*

Nado Lenkic has also used Cooper Point in his miniature breeding program, producing the compact *Cym. Leanne* (*floribundum* 'Tokiwa' X Cooper Point 'Geyserland'). He has flowered several of these and describes them as an "April/May cute cream and pastel upright and arching mini cross."

Cym. Frosty Jack (*mastersii* X *erythrostylum*) has been made as diploids (the original cross in the late 1980s), triploids and then finally tetraploids (which started flowering in 2013), all by Andy Easton. Some of the selections have been excellent, flowering on the first bulb and producing multiple growths with a high flower count. This line has not progressed much, though, with only four registered hybrids to date.



*Cym. Frosty Jack 4n.* Photo courtesy of Andy Easton.



*Cym. Early Style.* Photo courtesy of Brian Gould.

*Cym. erythrostylum* has also met *Cym. elegans*, although it was not until 1988 that this cross was registered. Brian Gould, who kindly provided a photo of *Cym. Early Style*, found that the flower life was unfortunately quite short, lasting only about three weeks.

Nado Lenkic and Andy Easton continue to make the occasional hybrids using *Cym. erythrostylum*. *Cym. Werewolf of London* is a recent registration (August 2020) and is the cross between *Cym. erythrostylum* and *Tracyanum Alexander*. As such, it bears a strong resemblance to *Florinda* and *Hanburyanum*. Some of the *tracyanum* scent has carried through and Andy even reported that one of the batch of seedlings in Colombia had exhibited the aerial roots sometimes produced by *tracyanum*. He did comment that the retail customers hated the grex, though, so it is unlikely to go very far!



*Cym. Werewolf of London 4n.* Photo courtesy of Andy Easton.

Nado and Andy collaborated to remake the 1997 grex Garden Music as a tetraploid, using Andy's *Cym. erythrostylum* 'Tikitere' and Nado's Balkis 'Captain Anderson'. The seedlings have started to flower and all seem to have kept *erythrostylum*'s crystalline texture.



Top and Bottom Left: Three seedlings of *Cym. Garden Music* 4n. Bottom Right: *Cym. Balkis* 'Captain Anderson' 4n. Photos courtesy of Nado Lenkic.

Nado also registered *Cym. Serprize* (*erythrostylum* 'Springfield' X Prized '105') in 2019 after flowering the first seedling of the cross. The minimal impact of 'Springfield' on the resultant shape adds weight to the idea that 'Springfield' is not a tetraploid.



Two seedlings of *Cym. Serprize* flowered by Nado in 2019 (left) and 2020 (right). Photos courtesy of Nado Lenkic.

The species' early flowering, compact nature and clean white colour remain valuable traits. It is likely that *Cym. erythrostylum* will continue to be used into the future. There are still plenty of primary hybrids to be made (to the best of my knowledge, it has never been crossed with *any* of the Australian species!) and the introduction of the alba form into cultivation adds an incentive to remake some key hybrids as albas. Watch this space!



*Cym. erythrostylum* 'Springfield'. Photo courtesy of Nado Lenkic.

## An Interview with Geoff Le Marne

**Editor:** *It is my hope to feature an interview with a grower, enthusiast, hybridiser, or nursery operator in each issue. For this issue, Geoff has kindly agreed to share his story. All photos in this interview are Geoff's unless otherwise stated.*

I grew up on Sydney's North Shore. We had a couple of Cymbidiums growing under the Jacaranda in the backyard, but I first became interested in Cymbidiums when I started working as a G.P. in Hornsby Heights in 1988. I had a patient named Rae, a short Irishman who unfortunately was in a wheelchair after having both his hip joints removed. His wife was a tall, muscular woman who effortlessly picked him up from his wheelchair and put him onto the examination couch like a sack of potatoes. Rae, despite his disability and chronic pain, was one of the most positive people I have ever met. It turned out he was a Cymbidium grower, and he gave me a division of Ruby Eyes 'Red Baron'. It must have been in spike (I think he was very devious) and it flowered a few months later. I was hooked.

Pretty soon I had built a green house in my backyard, had visited a few nurseries and started collecting. I liked the standards Cymbidiums the best. I visited Wondabah Orchids and got Wallamurra 'Jupiter', The Australian Cymbidium Company at Terry Hills and got Arcadian Sunrise 'Golden Fleece' and Winter Wonder 'Supreme'. I joined the local orchid society (Ku-ring-gai), met Dick Hindwood, and got Narela 'Jennifer Gail' and Lunara 'Goldstar'. Also Jubilation 'Geronimo' and Lake Macquarie 'Winsome'. I'm sure many of your older readers will remember these orchids which were dominant on the show bench at the time. In the late 80's there were only about a dozen top show bench Cymbidiums capable of winning a show. For several years only 'Geronimo' and 'Winsome' won the spring shows in Sydney.


I joined the Cymbidium Club of Australia in the early 90's when the club meetings were held down in Bexley. In those days, Schaefer's Orchids were heavily involved in the club and would bring along a van load of beautiful Cymbids each month for



*Cym. Ruby Eyes 'Red Baron' 4n AM/AOS at Santa Barbara Orchid Estate (editor's photo, 2019).*



*Cym. Wallamurra 'Jupiter' AM/AOC at Santa Barbara Orchid Estate (editor's photo, 2019).*



*Cym. Jubilation 'Geronimo' FCC/AOC exhibited by a COSV club member in October 2018 (editor's photo).*

members to enjoy. I killed quite a few Cymbidiums early on, but Judy and Neville Schaefer generously gave me some advice on how to grow them and got me on the right track.

My other hobbies are fishing and wildlife photography.

**Editor:** *What group(s) or type(s) of Cymbidiums are your favourite? What do you like about them in particular?*

I grow just about exclusively complex standard Cymbidium hybrids divisions and seedlings with traditional show bench qualities. I have about three intermediates and one species only (see photo). Whilst I appreciate all Cymbidiums styles and sizes and a nice intermediate with a mass of flowers is spectacular, I just prefer larger flowers generally. I also have a heavily treed backyard without enough light to really get the mass flowering effect on intermediates.



*The beautiful Cym. erythrostylum f. album 'Blumen Insel' X Self – the only species Geoff grows.*

**Editor:** *What is the climate like where you live? Have you had to create any special microclimates (such as a heated or cooled greenhouse, use of humidifiers, etc.) in order to grow your preferred Cyms?*

Where I live on the North Shore is far enough inland to be pretty hot in summer, though not as bad as western Sydney. I have essentially copied great Victorian growers Colin Gillespie and Terry Poulton and grow my cymbids in a coir-based mix which are drip-fed daily. I grow under a plastic roof with moveable shade screens and have an evaporative cooler for the really hot days. I try to control the environment as much as possible so as to minimise disease and maximise growth and flowering. I remember simpler times of growing in 1cm composted pine bark with just some slow-release fertilizer and I'm not sure I grow them much better now, despite the high-tech approach.

**Editor:** *What challenges (pests, disease, culture, etc.) have you encountered whilst growing your Cyms and how did you overcome them?*

I pretty much have had every pest and disease in the collection at some time. Regular problems encountered are:

- Two Spotted Mite – controlled by increasing humidity and using predatory mites.
- Boisduval Scale – I've tried many different things over the years and essentially have found you have to use a systemic pesticide to get control e.g., Folimat, Rogor, Imidacloprid (Confidor). The last year I spent up big and bought some Movento which seems to have eradicated the problem for the first time.
- Viruses – Unfortunately a fact of life. If you are going to get divisions in, you will get some with virus and no obvious signs. I now test all acquisitions with a test kit for CMV [CymMV] and ORSV. Occasionally I get one with fleck virus which gets through this system, and the odd plant with ORSV where I have no idea where it came from. As I now get fewer divisions and more seedlings the problem is getting less and less. There is no doubt that controlling mites reduces the spread of viruses.



*Cym. Regal Flames 'Queen of Hearts' exhibited by David Wain at the 2019 COSV Show (editor's photo).*

**Editor:** *What has been the easiest Cym for you to grow?*

The easiest standard Cymbidiums to grow seem to be pinks and reds with a Khan Flame somewhere in the background. In my conditions Regal Flames 'Queen of Hearts' and Dural Dream 'Picture' grow and flower like weeds.

**Editor:** *What prompted you to start making your own hybrids?*

I started doing a few crosses as I wanted to supply raffle plants for the Cymbidium Club and this was a cheap way, enabled me to make a few crosses, and meant I didn't have to hunt around getting raffle plants off other people each month.

**Editor:** *What is your favourite hybrid from your own work?*

So far, the best results have come from the Regal Flames 'Queen of Hearts' × Khan Fury 'Imperial'. Registered as Regal Fury. They have all had plenty of colour, the small foliage of 'Queen of Hearts' balanced the large foliage of 'Imperial', and the tall spike of 'Imperial' balanced the shorter spike of 'Queen of Hearts'. The best one I've flowered I named 'Venus' and it won the Seedling of the Year

at the Cymbidium Club of Australia in 2019. I remade the cross a couple of years ago and David Wain did the flasking. No doubt he will have some available in due course for purchase.



*Cym. Regal Fury 'Venus'.*

**Editor:** *I understand you are currently President of the Cymbidium Club of Australia (NSW). What lead you to becoming involved with the CCA and taking on the role of president?*

I was Editor for several years and then became President in [about] 2001. I really enjoy participating in the Club, we have a great group of members and I'm really looking forward to the meetings starting up again this year. I've been lucky to have a couple of great Secretaries/Treasurers to do most of the hard work – first Peter Moore and now Judith Brookes. Since 2004 we have been holding the National Orchid Extravaganza and have a terrific time over the first weekend in August. We usually get several interstate Cymbid growers coming to the Show and it's always great to catch up.

**Editor:** *Is there anything you'd do differently if you were starting out in the hobby today, but knowing what you know now? Alternatively, if you were giving advice to a newcomer just starting out in the hobby, what key things would you want them to know?*

- a) If you are just starting out, I recommend joining a club, observing who grows the genera you are interested in better than most, and copy their methods. Most orchid growers are passionate about their orchids and will talk your ear off if given half a chance. (There are the occasional people who are secretive and take it all way too seriously though).
- b) If you are building a greenhouse, make it twice as big as you think you'll need!
- c) Grow what you like and don't worry too much about show bench qualities unless you are competitive and trying to win prizes.

**Editor:** *Just for fun, what's the oddest or most interesting piece of Cymbidium-related trivia you've come across?*

Cymbidium bulbs are apparently edible – if they refuse to flower, I threaten them with being on the menu next year if they don't put out a spike!

*Editor: this is true! Cymbidiums contain quinone, however, which can be a skin irritant – another good reason to wear gloves when repotting or dividing your plants!*



*Another two of Geoff's Regal Fury seedlings.*



## Standard Hybrids from Andy Easton

For this issue, Andy Easton has kindly provided a selection of photos and comments on standards (including small standards) that he has both developed and used in his hybridising endeavours.

### *Beethoven '250' 4n*

Parentage: Snowblind × Kirby Lesh. Registered 16<sup>th</sup> December 2020.

*This is the largest white Cym we've bred, but nobody wants it commercially so we will just make 400 clones for the few enthusiasts who are still around.*

### *Betty Watt 'Anh' 4n*

Parentage: George Formby × Pretty Sally. Registered 11<sup>th</sup> March 2009.

*This hybrid of ours was returned to us very fortuitously. It is, in my opinion, the premier spotted standard parent in the world today. With the pod parent, George Formby 'Geyserland' 4n, we had gone a long way towards correcting the faults of Tethys 'Black Magic'. The cross to the bright pink Pretty Sally competed the process. If you look at the hybrid register you may find my statement ridiculous.... not one seedling registration to date. But we just don't need to register most of our highly commercial lines either here or at Ruiter Orchids in The Netherlands. Betty Watt 'Anh' will not be released but literally several dozen of its seedlings have already been cloned under trade names. It grows well, multi-spikes and the flowers come naturally upright. My sort of orchid!*

Two seedlings of (Betty Watt × Paul Robeson) are depicted below.





*Brenda 'Geyserland' 4n*

Parentage: Jessica Dubroff × George Boulton

Registered 2<sup>nd</sup> September 2002.

*This is a very important commercial cut flower standard Cym. Just around 11 cm diameter, it has never failed to produce progeny that multi-spike on every mature bulb. This habit traces to the grandparent Musita 'Pinkie' 4n, a clearly and probably deliberately mislabelled English registration. We use it for standards (it produced a SB Show Reserve Champion), but it is now giving us exciting intermediates.*



*Chef Lee #1 4n*

Parentage: Roger Lee × Bluenose

Registered 18<sup>th</sup> January 2021.

*The Lee family served the best Chinese food in Salinas, CA. Their son made the ultimate sacrifice in Afghanistan so as it is a Roger Lee hybrid, this further perpetuates his name. Sometimes registering a new hybrid makes one feel good!*



*Fatih Üreten 'New Horizon' 4n*

Parentage: Mighty Tracey × Topless Karen

Registered 31<sup>st</sup> December 2015.

*No shape, plenty of size and oodles of personality. These are the types of mid-season flowers that will sell all day. It has a strong, taller spike and anyone who sees it asks the name. Named for the only Turkish Cym grower we know.*

*Harriet Ishitani 4n*

Parentage: George Formby × *Cym. parishii* var. *sanderae*. Registered 9<sup>th</sup> April 2008.

*This is just one we cloned in Colombia. I like reds to be red and even though a lip is scored only at 5 points, it always makes or breaks the flower for me. Again, the amazing George Formby 'Geyserland' influence and the flower size, given the Cym. parishii [var. sanderae] 'Emma Menninger' 4n pollen parent, is amazing.*

*Mae West 'Tikitere' 4n*

Parentage: Mighty Sunset × Karen. Registered 5<sup>th</sup> March 2002.

*Look at this flower, in retrospect probably the best of the grex. It must be a fabulous parent...right? Wrong! It was poorly presented for CSA judging and only got a Bronze Medal. As a parent, not one awarded offspring, nada, zip, nothing! I took pity on the plant this blooming and I tried two totally different approaches to its pollen selections. I may be dead and gone before it gives any awarded offspring!*

*Raymond Burr #1 4n*

Parentage: Wesley Davidson × Bluenose. Registered 1<sup>st</sup> December 2009.

*For us, this is our best burnt orange standard; a very recent registration, named for a man whom I met and was immediately impressed with. Soft spoken, relaxed, he was a perfect guest at a Santa Barbara International Orchid Show last century. The conundrum: does one clone this plant or even hybridize with it? It is a terrifically robust plant (like its namesake) and the flowers are more than 15 cm in diameter. I think we may just enjoy it.*

*Seedling Availability*

For the Australian reader, seedlings featuring some of these plants as parents are available in the recent Guest Orchids Autumn 2021 catalogue. Contact [guestorchids@gmail.com](mailto:guestorchids@gmail.com) for a copy.



## Seedlings Flowered by Pierre Pujol

For this issue, Pierre Pujol has kindly provided photos of some of his seedlings – both from his own crosses and others he has flowered recently.



*Cym. Elle Ronis 'Woodside'*

Above is the second flowering of a seedling from the remake of Elle Ronis (Khan Flame X Kabuki Moon) by Kevin Hipkins of Royale Orchids. Pierre notes that it started opening early February and due to the lack of shows, he did not put much effort into the presentation this year. He also commented that it carried 4 pods to maturity last year.



*Cym. That's Outrageous 'Woodside'*

Shown left is That's Outrageous 'Woodside' (Death Wish X Ken Siew). Australian readers will likely be familiar with this grex, as it is part of Kevin Hipkins' Death Wish line and has been touched upon in Issue #23. Pierre recalls that he bought a flask of the cross from Kevin; this plant is the only one he kept, as he liked the strong yellow base and the spotting alongside the segments' ribs. He considers it a nice variation on the *tracyanum* theme.



*Cym. Sharona Alperin #1*



*Cym. Sharona Alperin #2*

These are the first three seedlings Pierre has flowered of *Cym. Sharona Alperin* (Current Odyssey 'Green Lagoon' X Gala Odyssey 'NH'), a cross made by Andy Easton and named for the woman that inspired The Knack's debut single, "My Sharona". Pierre noted that that they were slow to start from the flask but grew well afterwards. He considers #3 to be the best so far.



*Cym. Sharona Alperin #3*



Pierre has also flowered seedlings from his cross Mademoiselle (Mistress Mine 'Stirling' X Valley Splash 'Awesome'). He notes that the plants are typically small and feature relatively soft spikes. #1 features “pleasing and unusual flowers”, whilst #2 is closer to his expectations for the cross, featuring a single tall spike with 18 flowers on first bloom.



*Cym. Mademoiselle #1*



*Cym. Mademoiselle #2*



*Cym. Mademoiselle #3*



#3 bloomed in a 5-inch pot and Pierre comments that “the small size comes from *floribundum* genes through Dolly as a grand-parent... The diversity in this cross is exciting and surprising.”

On the next page is another of Kevin Hipkins' hybrids, *Cym. Melanie Webb* 'Stirling' HCC/AOS (Rosemary Goode X Solana Beach). It has many flowers on tall spikes and is the only one of the grex awarded to date. According to Pierre, Kevin considered this one the best one of the cross.



*Cym. Melanie Webb 'Stirling' HCC/AOS*



*Cym. erythraeum var. flavum f. album 'Woodside'*

Finally, Pierre provided a photo of his alba *Cym. erythraeum var. flavum* 'Woodside', which he raised from a flask made by the late Holger Perner of Hengduan Biotech in China. This is same variety of the species as Royale Orchids' awarded 'Paradise' clone; Pierre commented on how similar the two plants are, as if 'Woodside' were just 'Paradise' as an alba with slightly taller spikes.

## Controlling Weeds with Linuron

I am sure most of us have weeds appearing in our orchid pots, especially amongst us who do not have an enclosed growing area and can keep out seeds being carried by the wind. At the March COSV meeting, grower Colin Gillespie (of Devon Meadows Orchids) mentioned his success with Lorox® Linuron DF Herbicide for controlling weeds in orchid pots. He described his experience as follows:

*“The Linuron that I use is in granular form and the pack size I use is the 2 kg one. I have been using from this pack for last six years, so as you can see it goes a very long way.*

*The registered uses are for weed control in certain vegetable crops, but I have been using on Cymbidiums, Masdevallias and Cattleyas with good results, especially for Oxalis. It is not quick acting – it takes two to three weeks to kill the weeds.*

*The rate that I have been using it is 5 grams per 5 litres of water, but I have used it at 10 grams per 5 litres on Cymbidiums that have had a high weed infestation will no ill effect.*

*Linuron is also used for the control and germination of newly emerging grasses and broadleaf weeds. My recommendation for anyone wanting to give it a try is to select a plant and dose before using on your entire collection although I have used it very successfully.”*



*Oxalis can spring up rapidly under the right conditions. It can also be a host for orchid viruses. (Editor's photo)*



*Left: Linuron DF granules; Right: result several weeks after! Photos courtesy of Colin & Karen Gillespie.*



Linuron DF is manufactured by [AgNova Technologies](https://www.agnova.com.au) and they provide the Safety Data Sheet (SDS) at <https://www.agnova.com.au/content/custom/products/files/Linuron-DF-msds.pdf>. It is worth noting that it is classed as a **Possible Human Carcinogen** by USEPA, and that appropriate personal protective equipment (PPE) should be used:

- Gloves should be worn when handling the product.
- If spraying:
  - Ensure good ventilation in the area.
  - Eye and face protection should be worn – the SDS warns against inhaling it.
  - Wear a long-sleeved shirt, trousers, socks, and waterproof shoes.
  - Remove and wash all contaminated clothing immediately after use.
- Keep the product away from food, drink, and animal feed.

Linuron is also a marine pollutant and toxic to aquatic life. Care must be taken to avoid runoff where it may enter waterways. Microbial degradation is reported to be the primary process by which it is removed from soil; this has a half-life of 2 to 5 months in the field.

Linuron is not stocked by Bunnings or similar hardware stores; it is recommended that you contact AgNova to locate your closest distributor. If AgNova does not have a nearby distributor, Adama Linurex® is another product that has Linuron as the active ingredient.

## Acknowledgements and Contributions

I hope you have enjoyed this issue. If you have any feedback or would like to contribute (whether it be just one or two photos, an idea for an article, or to volunteer for an interview), please get in touch! I can be reached at [jwhite88@gmail.com](mailto:jwhite88@gmail.com).

Previous issues are available at <https://www.cosv.com.au/publications-and-resources>. All material is copyright © the original owners and used with permission. Thanks to all those who have contributed to this issue, including Andy Easton, Colin & Karen Gillespie, Brian Gould, Nado Lenkic, Geoff Le Marne and Pierre Pujol.

The next issue is planned for June 2021.