

St. Mary's Primary School
Suggested Activities for Week beginning May 18th – May 29th

Junior Infants

Dear Junior Infant parents,

Please find below suggested activities for your child:

1. Continue with reader, flashcards & reading sheets. If your child can read these with confidence, you can set up an online account with Folens using the roll number prim20 and this will allow you to access all subsequent readers on www.folensonline.ie. The reading order is as follows

- ❖ Look Out Teddy! Supplementary Readers A. Look Out Kitty! B. No Finn! No!
- ❖ The Lost Ball Supplementary Readers A. Teddy Is Lost! B. The Big Box
- ❖ Splash A. Finn Jumps In! B. Little Zack

The supplementary readers do not contain any new words and allow your child to develop their reading fluency so please read in the above order.

2. Updated Home Activities sheet below

Important please note:

We are asking all parents to please make contact with us on the below email as we will need your email address to send on your child's end of year report in the coming weeks, we will not be posting reports this year. If you have no questions or queries about your child's work please just email us and say hi telling us your child's name or send us some news that your child would like to share with us, we look forward to hearing from you.

stmarysjuniorinfants@gmail.com

[We will be in contact soon to arrange and coordinate the safe collection of school books and copies – following all physical distancing and public health guidelines.](#)

Take care & stay safe

Ms. Curley Mr. Lennon

P.E.	P.E. with Joe on Youtube Search 'PE with Joe' on YouTube and complete a P.E session with Joe every morning @ 9am (Monday – Friday)	Cosmic Kids Yoga Search 'Cosmic Kids Yoga' on YouTube and try some of the many great lessons that are available. They are a fantastic resource for your children.
Literacy	Oral Language: Discuss poster and use questions below to encourage talk and discussion around new vocabulary.	



Look at the poster. Talk about what is going on.

1. Who is in the poster?
2. Where are they?
3. What special clothes do they wear?
4. What equipment do they use?
5. Say what each firefighter is doing
6. When do we need to call for the fire brigade?
7. Why do you think they are getting ready?
8. Why do you think they have a pole in the fire station?
9. Why do you think the firefighters wear helmets?
10. Why do you think they wear oxygen masks?
11. What number do you call in an emergency?

Writing

Suggestion: Choose 3 sentences to write every day (sample below). Write sentences into copy/lined paper.

Read aloud when finished.

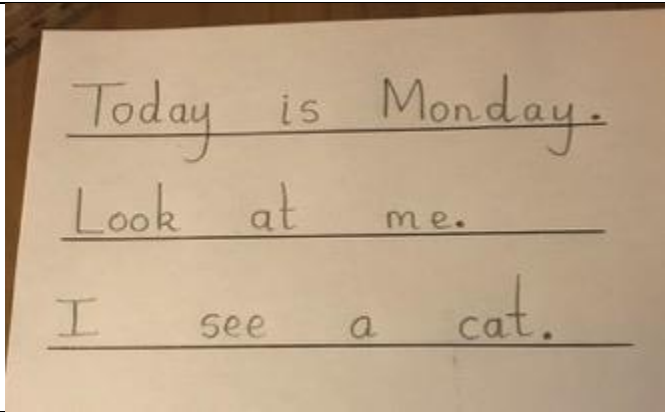
Please remember and encourage the following:

- Correct grip of pencil
- Correct letter formation
- Write left to right
- Capital letter at start of sentence
- Space between words
- Full stop at end of sentence.

Suggestion: Write 3 sentences daily. Perhaps practice using some of the words from the dictation lists and the sight words in the next boxes below.

E.g.

1. I see the big lamp.
2. I slip on the mat.
3. I stop and jump up.



Dictation

See lists of words below, these words are phonetically regular and your child should be able to write these words by themselves as long as they can hear the sounds in them and know how to write the letters for their sounds. Dictate/read the words provided and ask your child to write them.

List 13	List 14	List 15	List 16	List 17	List 18
step	list	bump	chin	film	smash
prod	west	hunt	trap	then	wing
damp	dust	bent	plum	grin	bench
mist	spit	hand	lost	bang	drop
lamp	mend	loft	hush	cloth	stamp
test	stop	spin	snap	gulp	trust
spot	jump	band	fresh	bulb	from
limp	wind	just	swum	sting	golf
slip	clip	tent	long	flat	bunch
drum	dump	drip	split	blunt	thing

Sight Words

Practise reading and writing the following sight words. These words cannot be sounded out so your child needs to become familiar with them. Put into a sentence and write down if capable.

1. do
2. they
3. you
4. your
5. come
6. some

Poem

'Green Giant'

There lived a green giant whose name was Sam.
 His hair was the colour of strawberry jam.
 He had one brown and one blue eye.
 And a beard the colour of pumpkin pie.
 His coat and pants were oh so bright,
 Like a peppermint stick all red and white.
 His socks were as yellow as lemon pop.
 His shoes were as brown as a chocolate drop.

His hat was the colour of gingerbread,
With a tall, tall feather of raspberry red.

Discuss the above poem. Draw attention to the rhyming words by highlighting them as you recite.

Visualising

Listen to the above poem and visualise the giant. Draw and colour the giant as you imagined him to look.

Writing

Using the structure and idea from the poem, encourage your child to come up with a sentence describing something about themselves by comparing their colouring to the colouring of other things, as the poet has done. Use the model below as an example:









My name is _____.
I have hair the colour of the sun.
I have eyes as blue as the sky.
My lips are pink like a rose.
My shoes are as black as coal.

SESE:
Science

Floating and sinking

1. Choose a variety of household materials
2. Make predictions and have a discussion if materials will sink or float. Model language 'I predict that...'
3. Have fun experimenting!
4. Document findings from experiment like sample below.

Float or Sink

Objects	Float 	Sink 
 coin		
 pencil		
 cotton ball		
 crayon		
 rubber band		
 wooden stick		

Art

Junk Art

Supply your child with various junk materials to make a fire engine. (Old cereal box, toilet roll etc.)

Cutting skills

Cut up pieces of paper (e.g. old magazines, old Argos catalogues etc.) and glue onto paper/cardboard E.g. old cereal box. Group cut out objects according to colour/size/item etc.

Maths

Addition: Match sums that are the same E.g.

$2 + 3 = 5$ is the same as $3 + 2 = 5$

$0 + 4 = 4$ is the same as $4 + 0 = 4$

Encourage children to orally say the sums out loud. Use concrete materials to help your child.

Sample pages below (Page 120 & 121)

Match

Match the ladybirds.

120

Strand: Number
Strand Unit: Analysis of Number
Objective: Explain the components of numbers.



Match the birds. Colour.



Strand: Addition
Version Used: Application of the strategy

100% (100%)

Addition

Add two numbers together. Use concrete materials to help your child such as lego, coins or anything at all safe and suitable you have in the house. Sample pages below.

Making 5

●	○	○	○	○
---	---	---	---	---

 $1 + \square = 5$

●	●	○	○	○
---	---	---	---	---

 $2 + \square = 5$

●	●	●	○	○
---	---	---	---	---

 $3 + \square = 5$


●	●	●	●	○
---	---	---	---	---

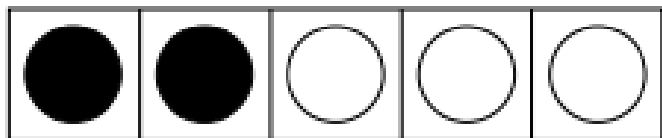
 $4 + \square = 5$


●	●	●	●	●
---	---	---	---	---


 $5 + \square = 5$

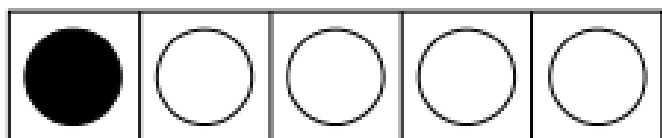
Making 5

 $3 + \square = 5$

 $2 + \square = 5$

 $4 + \square = 5$

 $5 + \square = 5$

 $1 + \square = 5$

Addition Up to 5 - Worksheet 1

Fill in the boxes to complete the sums

$$5 + \square = 5$$

$$\square + 3 = 3$$

$$3 + \square = 4$$

$$\square + 3 = 5$$

$$1 + \square = 2$$

$$\square + 3 = 4$$

$$1 + \square = 5$$

$$\square + 0 = 1$$

$$3 + \square = 3$$

$$\square + 0 = 4$$

$$0 + \square = 0$$

$$\square + 2 = 3$$

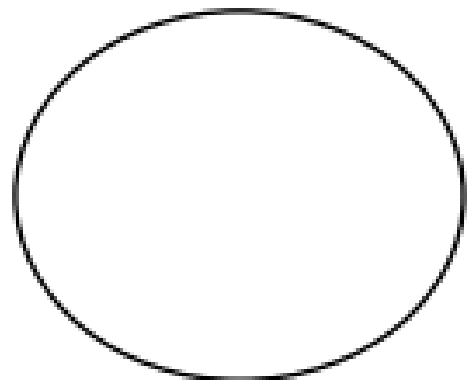
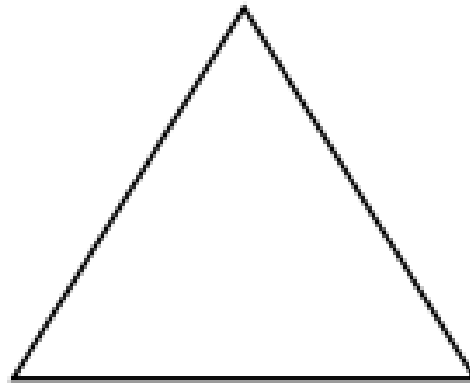


<https://www.abcya.com/games/addition>

The 'abcya' link has a really nice interactive game involving addition of two numbers.

2D Shapes: Complete a shape hunt in your home, outside or where ever it is safe to do so. Discuss how many sides & corners each shape has.

Shapes Hunt

Colour the shapes as you find them.







Which shape did you find most of?

2D Shape Hunt

Count and colour the 2D shapes hidden in this summer scene.



Gaeilge

Gaeilge: <https://www.cula4.com/games/aimsir/index.html>

Game to practice some Irish weather phrases.

Grow in Love	<p>Grow in Love (Catholic Religious Education)</p> <p>Login on the www.growinlove.ie website with the following details: Email: trial@growinlove.ie Password: growinlove</p> <p>Click on Junior Infants. Various songs, lessons & activities available online.</p>
---------------------	---

[Senior Infants Suggested Activities](#)
Senior Infants Suggested Activities
5th May-18th May

Dear Senior Infant parents,
We hope you are all keeping well and safe. As usual, please note the activities below are guidelines only, pick and choose what suits you and your family!

It has been lovely keeping contact via phonecall and email the past few weeks. We miss our pupils very much! We have also seen some amazing work sent to our email addresses – keep it up! It will be very important to continue this contact in the coming weeks as we have a lot of end of year jobs to sort.

Some important notes. Please read carefully:

- School reports will be sent via email this year. Please make **email contact** with your child’s teacher **before June** in order to receive a school report if you have not already done so.
- We will be returning any remaining books and copies during the last week of May (25th – 29th May). Your child’s teacher will be in contact by phone or email to arrange a time to collect these belongings from the school. We also ask that you return **red sound copies, readers, library books** and any other property belonging to the school during this appointment.

Notes on how to set up a Twinkl account and folens account are in previous documents. We have left our teacher emails below to answer any questions or worries you may have.

- Ms Carey – mscareyseniorinfants@gmail.com
- Ms Mc Dermott – msmcdermott25@gmail.com

English
Reading
<ul style="list-style-type: none"> • Try to do a bit of reading everyday – independent or via audiobook etc. For those who brought home their reader aim for about 4 – 8 pages per week. Can access all readers on www.folensonline.ie once you’ve set up your account. If finished with these books use ones you have at home or try ebooks (information below). • Revise sounds and tricky words with your child in their red sound copy or using Over the Moon boardgames • Revise sounds/tricky words with this fun activity. Write a few words or sounds on a white page (pick the ones your child struggles to remember). Place the page in a cooking tray and cover the page in uncooked rice. Encourage your child to hunt for the words using a paintbrush. They must write down what they find or put the word into a sentence.



- Punctuation Police: Write simple sentences (include some question sentences) but leave out full stops and question marks. Your child takes the roll of “punctuation police” and tries to spot where full stops or question marks are needed.
- Stick rhyming words pairs around the house/ garden (eg: cat and hat, hand and stand etc). Invite your child to walk around the house hunting for rhyming words and writing the ones they find.

Below are extra resources, ideas and games from online sources if you have internet access:

- Reading games: search Twinkl for boardgames like “*Read and Race*” or “*Roll and Read*”. There are so many activities for reading and sounds – pick and choose yourself! <https://www.starfall.com/h/ltr-classic/>, https://www.ictgames.com/dinosaurEggs_phonics/mobile/https://www.phonicsbloom.com/uk/game/list/phonics-games-phase-1 <https://www.ictgames.com/mobilePage/helpAHedgehog/index.html>
- Free ebook library; <https://www.oxfordowl.co.uk/>
- <https://www.storylineonline.net/> - videos of children’s books read by actors
- <https://stories.audible.com/start-listen> - Free streaming of all stories <https://www.gillexplore.ie/products?Type=1&SubjectList=0&LevelList=0&fbclid=IwAR0DDASgE8SW-oEXoDser8mSRRGpRcmjwxZNoHtjyuAdOODlp9fZ5V8H7J0>
Select the Over the Moon Skills Book. Has lots of interactive resources, worksheets, games and ebooks too. Resource types most useful to you would be “*Genre Story ebooks*”, “*Non Fiction Reader eBooks*” and “*Oral Language & Interactive Resources*”
- Twinkl also has lots of interactive games to choose from. Search “*interactive and online games*” for lots of choices. I have left some examples below:
<https://www.twinkl.ie/go/resource/tg-ga-157-level-3-phonics-game-show>
<https://www.twinkl.ie/go/resource/tg-ga-158-level-4-phonics-game-show>
<https://www.twinkl.ie/resource/tg-ga-121-level-3-phonics-tricky-word-pairs-game>
<https://www.twinkl.ie/resource/level-3-phonics-matching-bingo-game-tg-ga-202>

Over the Moon Pg. 116, 118, 119

Oral Language

Theme: The Campsite

- Talk about camping – what is camping, have they ever been, what activities can you do at the campsite, what did you see/hear/taste/smell/feel there. You can use your child’s workbook page 115 or interactive Camping poster on gillexplore.ie to help start a chat about it

Camping poster and games/questions: <https://www.gillexplore.ie/gill-explore-resources/over-the-moon-senior-infants-skills-book?Chapters=0&ResourceTypes=11535>

- Listening game – using **page 115 of the Over the Moon** book give your child the instructions below or make up your own. If no book use any colouring page and your own instructions.

★ Listen to the instructions and complete the picture.

The children will hear the following instructions:

1. The family are going hiking tomorrow. Mam brought a compass to help them find their way. Find the compass and colour it red.
2. It is getting dark. Dad put on the lantern to give them some light. Find the lantern and colour it blue.
3. The family pitched two tents at the campsite. Draw the letter 'b' on the big tent. Draw the letter 's' on the small tent.
4. Everyone is feeling hungry. Draw some food cooking on the barbeque and draw a sausage on Dad's fork.
5. Draw a smiley face on the moon and put a ring around the big cloud.
6. Mam is about to go looking for more firewood. Put a torch in Mam's hand and a cap on her head.
7. Ella's spots a hiker on top of the tallest mountain: he looks very small as he is far away. Draw a stickman on the side of the tallest mountain.
8. Ella is having dessert before dinner! Put a marshmallow on top of the stick in Ella's hand.



- Play ideas – encourage your child to try a campsite role-play, make a tent using chairs and blankets for example , use a cardboard box for a barbeque, toy blocks for a camp fire, torches, animal teddies, toilet roll binoculars, picnic basket or cooler box etc. Play ideas include pitching the tent, going fishing, reading a book in the tent, cooking food, looking out for wild animals, telling stories by the campfire, toasting marshmallows, answering phones to take campsite bookings, talking to guests who are checking into the campsite etc.

Extra resources and online activities:

- Can also use the [gillexplore](http://gillexplore.ie) website to read the ebook “Fun at the Campsite” which you can find in the *Genre Story Ebooks* section <https://www.gillexplore.ie/gill-explore-resources/over-the-moon-senior-infants-skills-book?Chapters=0&ResourceTypes=11314>
- I Spy camping game <https://www.twinkl.ie/resource/camping-i-spy-au-t-4000>
- How to Make S'mores: <https://www.twinkl.ie/resource/cook-outdoors-activity-t2-t-10000408>


Writing

- Motor skills activities– cutting and sticking, playing with playdough, making puzzles, drawing, colouring, dot to dot pages. Twinkl provide a lot of the above.

- Provide a colander and a selection of colourful or glittery pipe cleaners. Challenge your child to push the pipe cleaners into the holes on the colander to create a colourful firework model while practising their fine motor skills.



- Our new capital letters this fortnight are **capitals A, S and U**. Fun ideas include making the letter using playdough/cubes/counters/stones – anything! Trace the letter into sand or paint the letter. Can use the same idea for practising tricky words.



- Talk about the reason we send and receive **cards** (birthday, thank you, get well soon, Mother's Day, Father's Day etc). Ask your child to make a card for someone special in their life. You could post this card or take a picture and email it to the person.
- Continue writing practice with free writing and dictation activities.
- Make an invitation to a campsite barbeque.
- Draw a map for your guests at the campsite.
- Write a letter with your news to teacher – you can email it to teacher or have it ready beside you for your phonecall!
- Punctuation Hunt: Give your child a book and ask them to find sentences with a question mark. Your child can write the sentences they find or simply write a question mark for each one they find.

All Write Now pages 42, 43, 44, 45, 54, 55, 56

Reading Zone pages 61 - 64

Over the Moon pages 117, 120

Maths

The topic for this fortnight is **money**. The skills we are going to focus on are

- Recognise and name the following coins: 1c,2c,5c,10c,20c.
- Add coins up that totals 10c (if your child finds this too easy change your total to 20c, 50c etc)
- Exchange a number of coins for a single coin of equal value and vice versa
- Complete practical shopping tasks and problems

Activity 1 – Coin Rubbings

Look at each coin closely and talk about the size, colour, differences etc. Make coin rubbings by placing coins under a piece of paper and rubbing a pencil/crayon lightly over the top. Match the coins to the rubbings when completed. You could turn this into an art activity!



Activity 2 – Feely Bag Game

The feely bag game: put a selection of coins (1c, 2c, 5c, 10c and 20c) into a bag. Ask your child to put their hand into the bag and choose a coin – without taking it out or looking at it! Ask them to describe the coin – big/small, thin/fat, bumpy/smooth etc and then ask them to guess what coin they have picked.

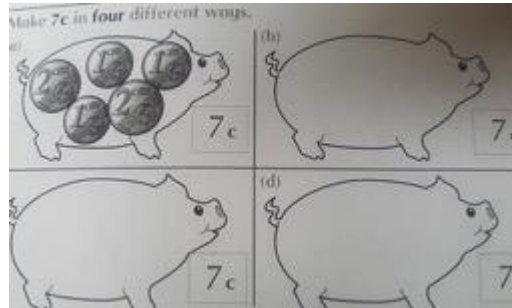


Activity 3 – Sorting game:


Collect as many 1, 2, 5, 10 and 20 cent coins as you can. Place them in a pile in the centre of the table. Give your child five boxes/cups/plastic cups, bags, etc. Write the amounts 1c, 2c, 5c, 10c and 20c on Post-it notes and place each Post-it note on one of the boxes. Ask your child to sort the coins into the correct boxes.

Activity 4 – Piggy Bank:

Draw a piggy bank and give coins (1c, 2c, 5c) to your child. Ask your child to place different amounts of money (do not go over 10c unless your child is finding this too easy) in the piggy bank. Encourage your child to try again using a different combinations of coins. You can also reverse this activity – put coins in the piggy bank and ask your child to calculate the total.



Top tip: Help your child to count money totals using dots/taps as shown in the picture below (1 tap for 1c, 2 taps for 2c, 5 taps for 5c etc)



Shopping game activities:

Ask your child to help you make a play shop. Collect some items that would like to 'sell'. Use Post-it notes or pieces of paper as price tags (keep prices below 10c unless your child needs more of a challenge)

- **Parent as shopkeeper:** Using 1c coins first, get your child to visit your home-made shop. Encourage them to count what they have to spend, add the cost of two items together and pay the shopkeeper (you).
- Next give your child a selection of different coins and invite them to select the correct coins required to buy each item or a number of items – can they find a different combination of coins (Example to buy an apple that cost 5c your child could give you:
 $1c + 1c + 1c + 1c + 1c$
 $2c + 2c + 1c$
 $2c + 1c + 1c + 1c$)
- Make up some questions about the items e.g.
How much does the packet of cereal cost?
Which item costs the most/least?
Which items are the same price?
What costs more: the apple or the orange?
I have 6c. Have I enough money to buy the carrot?
How much would it be if I bought a carrot and an apple?
Can I buy an apple and a bun?
How many lollipops can I buy altogether?

*If I buy 2 apples how much money will I have left?
How much more expensive is the drink bottle than the orange?
How much cheaper is the hair brush than the apple?
If I have 5c how much more would I need to buy the pear?*

- If you think they are ready to learn about change give them 10c to spend. Ask them to pick an item (make sure it costs less than 10c) and show them how to count on from the price to find change from 10c.

Below are extra resources, ideas and games from online sources as well as the relevant page numbers if your child brought their book home. Some of the ideas below require a printer:

- Pages in Planet Maths book: pages 108, 109, 110, 111, 112, 113, 114, 118, 119
- If you have the children's version of **Monopoly**, play it with your child.
- Find your child's maths book on folensonline.ie and select *Resources*. Search "money" for interactive games
- Money Bingo: <https://www.twinkl.ie/resource/t-n-1429-euro-money-bingo-1c-and-10c-coins>
- Money worksheet: <https://www.twinkl.ie/resource/t-n-2894-how-much-money-is-in-my-piggy-bank-differentiated-worksheets-euros>
- <https://www.twinkl.ie/resource/roi-n-5558-money-recognition-to-20c-powerpoint>
- Toy shop game: <https://www.topmarks.co.uk/money/toy-shop-money/eur>
- Coin matching game:
<http://www.teachingmoney.co.uk/eurosite/games/EUROrecog.html>
- Adding totals game:
<http://www.teachingmoney.co.uk/eurosite/games/10pMatcheuro.html>

Irish

- It is now possible for parents to download Bua na Cainte, the programme we use in school to teach Irish. However you will need a laptop and fast broadband as it is a huge file. If you decide to download it, the username is "trial" and the password is "trial". You can download it at www.edco.ie/bua. If you are comfortable with Irish you can help your child through the new topic "**Siopadóireacht**". If you have little or no Irish it would be best to have your child go back over themes we have done in class already. There are language games, songs, poems and modelled conversations in each theme. The children should be used to the programme and it is easy enough to navigate. Topics we have covered in school already include: **mé féin, an scoil, bia, caitheamh aimsire, an aimsir, sa bhaile**.
- If possible, use the free language learning app [Duolingo](https://www.duolingo.com) and select Irish. Your child can win hearts for correct answers.
- Listen to the story-
https://www.seideansi.ie/dep/files/connacht/Daideo_ag_siopadoireacht.html
- Powerpoint on new theme with audio (make sure to click slideshow at the top and then "From beginning" in order for audio to work)
<https://www.twinkl.ie/resource/roi-gl-53741-shopping-audio-powerpoint>
- Ask your child to perform the rhymes and songs they remember from school
- Watch something on Cula 4/TG 4 on tv:

https://www.cula4.com/en/?gclid=EAlaIqobChMln9v4zf-U6AIVwbHtCh222wOZEAAAYASAAEgIZMPD_BwE

SESE

History/Drama

Stories make up a big part of the history curriculum in senior infants so continue reading stories with your child. Try to use books based on the theme of Day and Night

Suggested activities:

- Look at the front cover, predict what it might be about, you could do a picture walk – look at the pictures on each page first and then use these to guess what might happen in the story
- Read book and can stop at times to talk about characters, what might happen next, how ___ is feeling etc
- Ask questions after reading to check understanding
- Put pictures from the story in order (can find pictures to a lot of well-known stories on Twinkl and a lot of websites have similar activities – see below)
- Retell the story in their own words (can use the pictures from the story to help if struggling)
- Ask your child to act out the story. You can print out puppet templates to re-enact the story if you wish or they could make puppets themselves by drawing characters and sticking them onto lollipop sticks. Puppet templates available here:
<https://www.twinkl.ie/resource/t-t-1616-owl-story-cut-outs>
- Draw pictures from the story

Suggested story for this week is “**Owl Babies**” You may have the book or, if you have access to the internet, there are lots of versions and related activities online. Links to book is below:

<https://www.booktrust.org.uk/books-and-reading/have-some-fun/storybooks-and-games/owl-babies/>

<https://www.youtube.com/watch?v=TPQRiSTYFHo>

Extra resources:

- Owl Babies story workbook:
<http://www.communication4all.co.uk/http/Owl%20Babies.htm>
- Extra story suggestions:
Why the Sun and the Moon Live in the Sky
<https://www.twinkl.ie/resource/za-l-14-tales-from-africa-why-the-sun-and-moon-live-in-the-sky-powerpoint>
Can't You Sleep, Little Bear?
<https://www.youtube.com/watch?v=u1aJimzuzbg>
Back to Earth With a Bump
<https://www.twinkl.ie/resource/t-l-53322-back-to-earth-with-a-bump-story-powerpoint-english>
- Cut and stick owl life cycle worksheet
<https://www.twinkl.ie/resource/cfe-sc-2-barn-owl-life-cycle-differentiated-activity-sheets>

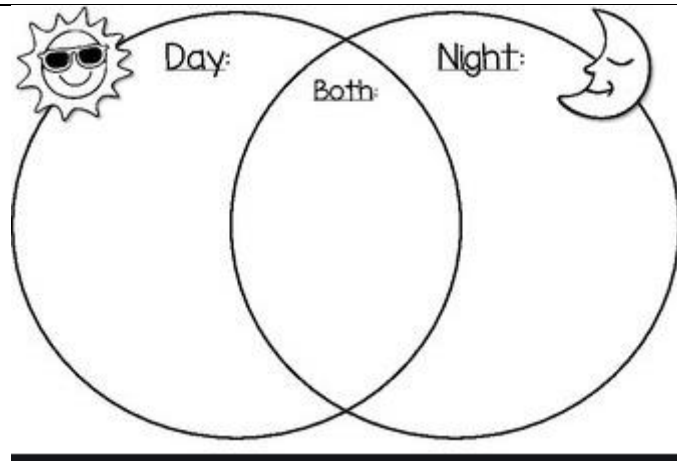
Geography/Science

Topic: Light

Suggested activities

Day and night:

- Ask your child about some of the different activities they do in the day or at night. Talk about why they sleep at night or go to school in the day.
- Draw a set of day time activities and a set of night time activities



- Movement game – Call out an activity eg: eating your breakfast. When it is daytime activity your child must do jumping jacks (or pick a different movement – run/hop/skip etc). When you call out a night time activity, they lie down as though they are asleep.
- Ask an adult to take you outside when it is dark. What can you see? What can you hear? Do you know what any of the sounds belong to? Can you recognise any animal sounds? Use the internet or books to research night-time animals

Shadows:

- On a sunny day, encourage your child to talk about the shadows they can see and match them to objects around the garden/room
- On a sunny day, provide some paper and chalk. Challenge your child to place the objects near the paper and to draw around the shadow of the object. They could draw around larger objects, such as trees or people, using large chalks on the ground too




- If the weather isn't good enough you can still make shadows. Find a torch and shine it against a wall. What shadow shapes can you make using your hands and fingers? Can you put toys in front of the torch to see their shadow shapes? If you move the toy nearer the torch does it make the shadow bigger or smaller? Now move it away – what happens?
- Try out these animal shadow hand puppets!



The sun, the moon and the stars:

- Discuss the sun and the moon and the stars. What does your child know about them already?
- Could use a model like the one below to show the size of each and to explain how the earth circles the sun, and the moon circles the earth.



- Or you could use a torch to represent the sun and shine it on a globe to demonstrate how day and night works. It is day on the side of the earth where the light shines and night on the other side.

- Set up a free account on folenonline.ie, search for Explorers Senior Infants Digital Resources, click on the “Resource type” button and select “Demonstrations”. Select “5. Weather and Space: Geography” for activities. Can you tell mum/dad 3 facts you learned about the sun, the moon and the stars? Can you write them?



5. Weather and Space: Geography

Open

- Space information powerpoint: <https://www.twinkl.ie/resource/t-sc-255-shooting-for-the-stars-space-information-powerpoint-english>
- Space video (language quite challenging) <https://www.youtube.com/watch?v=riMAITbLqZI>

Extra Resources:

- Design a planet: <https://www.twinkl.ie/resource/t-l-52944-design-your-own-planet-activity-sheet>
- Sort day and night time activities (need printer for below) and put them in order <https://www.twinkl.ie/resource/day-and-night-au-t-s-571>
- <https://www.twinkl.ie/resource/t-t-6821-shadow-puppet-templates> - cut out a shadow from black card. Create a simple puppet theatre using a cardboard box and sheet of thin, white paper. Tape a lolly stick on to each puppet and encourage children to create stories using their shadow puppets.
- Have your child cut out and sort day and nocturnal animals (need a printer for below) <https://www.twinkl.ie/resource/t-t-6835-nocturnal-and-diurnal-animals-sorting-activity>
- Nocturnal animals information: <https://www.twinkl.ie/resource/t2-s-233-nocturnal-animals-powerpoint>
- Fun space animation: <https://www.twinkl.ie/go/resource/t2-s-1183-the-girl-who-went-to-space-animation>

Art

- Art challenge: Carrigaline Educate Together were on the news this week for a school art competition. Children were asked to recreate famous art work (see example and article below). Why not try it out and you can send your photo along with the original piece to your teacher’s email! <https://www.rte.ie/news/munster/2020/0512/1138014-art-cork-school/>



- Junk art – use recyclable materials (cardboard boxes, plastic bottles etc), glue, sellotape, markers etc and your imagination! Ideas – binoculars and a barbecue for your campsite, a rocket to the moon, a paper plate flying saucer, the solar system!



- You can find instructions on how to make the above here:
<https://www.twinkl.ie/resource/t-t-19414-space-craft-activity-pack>
- Paint the sun and the moon



- Encourage the children to try finger painting to add fireworks on to a piece of paper..



Music

- Dabbledoo music is a brilliant new music programme that is offering free subscription <https://dabbledoomusic.com/p/parents>
Try out May's lessons 30 - 33
- <https://www.youtube.com/watch?v=vcUyDAO1Fk0>
- "A Camping We Will Go song": <https://www.youtube.com/watch?v=x4JDQO7DjzE>
- If little or no access to internet ask your child to perform some of the songs we learned this year (eg: Gotta Build a House, Slap the Sillies Out, I Can Sing a Rainbow). Maybe mum or dad knows a song they can teach you?

PE

- www.gonoodle.com – has lots of excellent videos for movement breaks including dancing, yoga, mindfulness activities, all child friendly
- Joe Wicks aka The Body Coach has launched 10 minute online videos for children called "PE with Joe". You can access a video per day on his Youtube channel "The Body Coach TV"
- On this website new videos and activities are released every week: <https://www.scoilnet.ie/pdst/physlit/beyond/>
- Provide bubble mixture and wands for your child to explore blowing bubbles. Also provide magnifying glasses for children to examine the bubbles, light and colours more closely.



SPHE

- *Winnie and Wilbur Stay at Home* storybook
<https://www.oxfordowl.co.uk/api/interactives/30463.html>
- The link below features a range of calming breathing techniques, written activities and guided visualisations that children can use to bring about a sense of peace and comfort:
<https://www.pdst.ie/primary/healthwellbeing/relaxationandself-regulationtools>
- Talk about keeping safe when it is dark outside. Look at safety reflectors and how they can be worn on bags or clothing to keep safe when walking in the dark. Show the children some safety reflectors and safety clothing and what happens when a torch or light is shone on to the materials.
- Draw 2 things that made you feel happy today

Religion

Our religion programme is also offering parents free access.
Login on the www.growinlove.ie website with the following details
Email: trial@growinlove.ie
Password: growinlove

Select Senior Infants, *Topic 9: Baptism and Seasonal Lesson: Mary* for stories and related activities/songs

Ms Waldron 1st Class

1st class – Ms. Waldron

Reports will be sent out via email by June 10th. Reports will be emailed to parents/guardians after parents/guardians have made contact with me via email misswaldron2020@gmail.com I must receive an email from parents/guardians before I can send your child's report. This week, I will be phoning you all again from a private number. We can then arrange a suitable time for each family to collect their child's books from school.

English:

- Thank you to those who wrote a letter to me this week. It was wonderful to receive them!
- Continue to learn the next 5 spellings each day from the spelling book.
- Continue to read two stories each week from whichever book you were working on in class; Finn's Dream, The Four Friends or Two Little Frogs and answer the questions orally or in a copy, after each story. If you have completed Finn's Dream, move onto The Four Friends. If you complete The Four Friends move on to Two Little Frogs.
- Try to predict (make a good guess) what will happen in the story and summarize (tell in your own words) what you have read.

Practise reading/ talking about new words before the story and put them into your own sentences if you wish.

- After each story you have read, write the story out in your own words. Draw pictures to illustrate the story.

(To access the books, register online at the Folen's website.

<https://www.folensonline.ie/registration/> For the roll number, enter Prim20. Once registered, search 'Reading Zone 1st class')

- You have been writing your own diary for the last few weeks but this fortnight, I want you to write a diary for a toy you own. It does not have to be true! You can pretend your toy has got up to lots of fun or naughty activities, whichever you prefer to write about! Draw pictures to show what your toy has been up to. If you can, please email me a picture of your toy's diary. Below I have written a diary for Teddy. You could use this to help you write the diary for your toy.

Teddy's Diary



Hi! My name is Teddy. I have been living with Ms. Waldron and her family in Galway for the last few weeks. We have been really busy doing lots of different activities. Sometimes Ms. Waldron can't find me because I like to get up to mischief and hide on her! Look at what I've got up to!



Last week, Ms. Waldron and her family had a barbeque. While the food was cooking, I wandered off. Here I am hanging upside down from Ms. Waldron's back wall. Ms. Waldron did not know where I was for a long time but eventually, she found me. She thought I was very silly hanging upside down!



Ms. Waldron plays the guitar every day. I love listening to the guitar. Here I am trying to figure out how I could play it. I think the guitar is too big for me. Maybe I will try a smaller instrument.



Every night I am very tired from playing outside and having lots of fun. My favourite part of each day is when I get to think of all the fun things I've experienced that day before I go to sleep. I can't wait to hear what you have been up to!

Maths:

- Continue to learn 3 tables each day from the blue section in the Fallon's spelling book.
- Complete daily section in Master your Maths book.

- Complete p97 – p106 in the Planet Maths 1 book online. As above, this can be accessed online on Folensonline.ie or by clicking <https://www.folensonline.ie/home/library/programmes/planet-maths1/ebook/>
- If you have time or want to challenge yourself, try practising skills you have learned or new skills, using this website: <https://ie.ixl.com/math/class-1>
- There are helpful activities to support learning on Twinkl.ie

*If you cannot access these websites, I can email you the pages. Please email me to let me know.

Gaeilge:

- Access Bua na Cainte book online at www.edcolearning.ie/login
Username: primaryedcbooks password: edco2020
Revise second chapter 3 'Bia' and try to use the vocabulary throughout the week.
- <https://www.cula4.com/en/> This website has great activities in Irish that children can enjoy and learn from.

Small World:

- The Small World book can be accessed online at cjfallon.ie
Complete p84 and p85 orally or print off and complete. Learn all about Irish wildflowers and summer. Twinkl.ie has helpful resources you may access on these topics also.



PE

- Keep active each day. Get outside, play and get lots of fresh air, if you can. You can do inside workouts by following Joe Wicks workouts online:

<https://www.youtube.com/channel/UCAxW1XT0iEJo0TYIRfn6rYQ>

Art

This week, RTE news reported a fabulous project that a school in Cork completed. They made their own recreations of famous art.

We loved their idea so much, we are going to attempt to do our own recreations of famous art in our homes. Try to recreate any art you like. Send a picture of your recreation to my email.

Click on the link below for some examples

<https://www.rte.ie/news/munster/2020/0512/1138014-art-cork-school/>

If you wish to contact me regarding any of the work or if you have any questions, please email misswaldron2020@gmail.com

[Miss Waldron](#)

[Ms Lawlor 1st class](#)

First Class Suggested Activities (Ms. Lawlor)

Below are some suggested activities for the next two weeks. Please do not worry or stress about getting everything done. Just do what you can 😊 For those who have access to the internet “Twinkl” is a fantastic online resource for sourcing fun games, activities and worksheets. It has brilliant ideas for all subject areas and class levels. To set up a free Twinkl account go to www.twinkl.ie/offer and enter the code IRLTWINKLHELPS.

You can also sign up to Folens for free. This will give you access to the Planet Maths book we use in class, Handwriting book and English readers and workbooks. To set up an account on folensonline.ie select teacher, fill in a username, email and password and for roll number use the code Prim20.

I have left my email below – please do not hesitate to contact me with any questions or concerns you may have – I am more than happy to help in any way I can.

lawloraideen@gmail.com

English

- Try to do a bit of reading everyday
- Encourage writing, a little bit everyday if possible. This writing could be about anything – their news, things they got up to that day, a cycle or walk they went on – the things they saw, a letter to a friend/teacher/relative, make up a story, draw a picture and write about it, keep a diary and write about their day to day life during quarantine. (Twinkl has some lovely writing ideas)
- Below is a Summer Garden writing prompt. Try to encourage nice descriptive sentences about the Summer Garden 😊
- You can access Reading Zone 1st Class on the Folens website. Please continue with whichever book your child is on (The Four Friends / Two Little Frogs). Predict (make a good guess) what will happen before reading the story and summarise (retell in your own words) after reading the story. You can answer questions orally or in a copy.
- Continue with Sounds in Action book.
- Motor skills activities– cutting and sticking, playing with playdough, making puzzles, drawing, colouring.

Maths

- For the next two week focus on Time and weight. (Twinkl has some lovely activities, you can also sign up to folens as mentioned above and gain access to the Planet maths book we use in class to give you some ideas)

- Time

Activities:

- Draw a clock – have your child fill in missing numbers on the clock
- Ask them to show different times on the clock by drawing the hands – ask them to show ___ O'clock / $\frac{1}{2}$ past ___
- Planet Maths page 133-136

- Weight

Activities:

- Explore weight – things that weight 1kg, things that weigh less than 1kg, things that weigh less than 1kg
- Scavenger hunt around the house – template left below
- Planet Maths page 93-95
- Continue with Master your maths – 1 page daily if possible.

indoor scavenger hunt

Find....	Draw it!
<p><input type="checkbox"/> Two things that weigh 1kg</p>	
<p><input type="checkbox"/> Two things that weigh less than 1kg</p>	
<p>1. Two things that weigh more than 1kg</p>	

--	--

Irish

1. Cula4 have loads of short cartoons online.
2. Encourage children to watch TG4.
3. Access Bua na Cainte book online at www.edcolearning.ie/login
Username: primaryedcbooks password: edco2020

Geography/History/Science

1. Geography/History/Science (SESE) You can now access FirstClass 'Small World' book online at <https://www.cifallon.ie>.
2. If we were in school we would be focussing on 'Irish Wildflowers on page 84 and 'Summer on page 85. We would also be looking at a little experiment on page 96 (the last page)'Sounds Around Us' However, you can pick and choose topics to discuss with your children. Youtube is a great resource for educational videos on a variety of topics.
3. Below are some 'What I see in Summer' writing frames you could also do with your children 😊

PE

1. www.gonoodle.com – has lots of excellent videos for movement breaks including dancing, yoga, mindfulness activities, all child friendly
2. The Body Coach has launched 10 minute online videos for children called “PE with Joe”.
3. Practice skipping
4. Go for a family walk

Art

1. Encourage your child to get creative with whatever resource you have available
2. Create a summer picture
3. Pinterest has some really great and very simple art ideas.
4. Junk art is fantastic and allows children to be very creative. They can create anything using recyclable materials (bottles, cereal boxes, etc)
5. As a whole school we are undertaking a fun art project where the children recreate art works from famous artists. It is a really great way for you and your child to get creative. I will leave some examples below if you would like to participate 😊

'Lady with an Ermine' Leonardo da Vinci. Image Credit: Carrigaline Educate Together NS. Laughing Fool, ca. 1500, attributed to Jacob Cornelisz Van Oostsanen. Image Credit: Carrigaline Educate Together NS. 'American Gothic' by Grant Wood. Image Credit: Carrigaline Educate Together NS. 'Bust of an Old Man in a Fur Cap' - Rembrandt. Image Credit: Carrigaline Educate Together NS. 'Me and My Parrot', 1941 by Frida Kahlo. Image Credit: Cork Educate Together NS.

I hope you are all well and keeping safe 😊

Ms. Coen's Second Class: Week beginning on the 18th May

English

Handwriting: Continue with the next five pages of handwriting in 'All Write Now'.

Reading and Activities: **Green Genie** - pages 64-67 "Copper"

"Horses" Pages 68-71.

If you do not have the book, go

to FolensOnline @ <https://www.folensonline.ie/registration/?r=t> and sign up as a teacher and use the special code for Roll Number: Prim20)

Creative Writing: Write a short story based on the picture below.

Word Bank: summer, sunny, warm, paddling pool, barbeque, cooking, enjoy, flowers, blossoming etc.

Story Frame

Title: _____



First: _____

Next: _____

Last: _____

Sentences and Spellings: List of spellings for this week: sea, pea, tea, heat, leaf, each, beach, peach, reach, teach, beans, beat, wheat, meat, eat, seaside, teapot, mean, team, beam.

Your child can continue on with their sentences and spellings (5 sentences a day).

Word of the Week: legal: *allowed to do something by law*. Encourage children to use this word in some of their sentences.

Gaeilge

www.culra4.com (Nice online activities to do with your child)

'Bua na Cainte' book: Encourage your child to go over all previously learned material. I understand this is a topic that parents might find hard to teach alongside their child but if you feel your child is able, you can continue on with the Bua na Cainte book with the following themes: Siopadóireacht/An samhradh

Litriú: Continue with Litriú at the back of the Bua na Cainte book from page 127 onwards and complete the activities.

You can access the book online as well as flashcards etc to use with your child

: www.edcolearning.ie

Username: primaryedcobooks

Password: edco2020

Maths

Planet Maths: complete pages 118-125. Below are pictures of the pages if your child does not have the book.

Place Value 4

Roll 2 dice. Write the numbers you get on the ten-frames to make (a) the highest number possible and (b) the lowest number possible.

1. 0.06 T U 0.06 T U 0.06 T U 0.06 T U

2. 0.06 T U 0.06 T U 0.06 T U 0.06 T U

Add

1. $1.2 + 1.9 = 3.1$ $2.9 + 0.6 = 3.5$ $0.7 + 0.8 = 1.5$ $0.1 + 0.2 = 0.3$ $0.3 + 0.4 = 0.7$ $0.5 + 0.6 = 1.1$

2. $1.2 + 0.7 = 1.9$ $2.9 + 0.6 = 3.5$ $0.7 + 0.8 = 1.5$ $0.1 + 0.2 = 0.3$ $0.3 + 0.4 = 0.7$ $0.5 + 0.6 = 1.1$

Subtract

1. $2.3 - 0.8 = 1.5$ $1.5 - 0.7 = 0.8$ $0.8 - 0.2 = 0.6$ $0.6 - 0.1 = 0.5$ $0.5 - 0.4 = 0.1$ $0.1 - 0.0 = 0.1$

2. $2.3 - 0.8 = 1.5$ $1.5 - 0.7 = 0.8$ $0.8 - 0.2 = 0.6$ $0.6 - 0.1 = 0.5$ $0.5 - 0.4 = 0.1$ $0.1 - 0.0 = 0.1$

Area 1

Use different objects to cover your table top. How many of each object are needed to cover the table top? Estimate first. Follow the lead.

1. Circle the shape with the greatest surface area.

2. Copy each shape below but draw it with a smaller surface area.

Area 2

How many of each object below would you need to cover the orange rectangle below? Estimate first, then measure.

1. The blue rectangle covers a greater area than the red triangle.

2. The green square covers a smaller area than the yellow circle.

3. The blue rectangle has the greatest area.

4. The red triangle has a smaller area than the green square.

5. The yellow circle has the smallest area.

Length 1

Listen to your teacher. True or false? \checkmark or \times

1. You will need pencils. How many pencils long are these strings?

2. You will need cubes. How many cubes long are these lines?

3. How long is Pippen's hair?

Length 2

Think of three objects in real life. Colour.

1. Colour the objects less than 1m in height red.

2. Colour the objects more than 1m in height but less than 2m in height green.

3. Colour the objects more than 2m in height blue.

Choose either a hand or a stick. Use them to measure the following.

1. The distance from my big toe to my hand.

2. The distance from my hand to my elbow.

3. The length of my hand.

4. The length of my arm.

5. The distance from the tip of my finger to my knuckle.

6. The width of my hand.

7. The length of my arm.

8. The length of my leg.

Estimate and measure your table with different objects.

object	estimate	measure	estimate	measure
orange				
yellow stick				
red stick				
green stick				
blue stick				

Length 3

Write the answers.

1. There are _____ centimetres in a metre.

2. There are _____ centimetres in 1m.

3. There are _____ centimetres in 1m.

4. How many 1cm are needed to make 1m?

Estimate and measure different parts of the classroom using metre sticks.

object	estimate (1)	measure
1. width of the classroom		
2. height of my table		
3. length of my desk		
4. width of the door		

Cut a measuring piece of string. Use the string to measure the following things at home. (Ask an adult to help you with scissors.)

object	estimate (1)	measure
1. width of my bed		
2. height of a door		
3. length of a wooden table		
4. length of my leg		

Use your ruler to measure the following things in your classroom.

object	estimate	measurement	estimate	measurement
1. maths book				
2. maths book				
3. table				
4. furniture				

Subtraction 5

Listen to your teacher. Draw.

1. $20 - 10 = 10$

2. $20 - 15 = 5$

3. $30 - 20 = 10$

4. $40 - 30 = 10$

5. $50 - 40 = 10$

6. $60 - 50 = 10$

7. $70 - 60 = 10$

8. $80 - 70 = 10$

9. $90 - 80 = 10$

10. $100 - 90 = 10$

11. $100 - 90 = 10$

12. $100 - 90 = 10$

13. $100 - 90 = 10$

14. $100 - 90 = 10$

15. $100 - 90 = 10$

16. $100 - 90 = 10$

17. $100 - 90 = 10$

18. $100 - 90 = 10$

19. $100 - 90 = 10$

20. $100 - 90 = 10$

21. $100 - 90 = 10$

22. $100 - 90 = 10$

23. $100 - 90 = 10$

24. $100 - 90 = 10$

25. $100 - 90 = 10$

26. $100 - 90 = 10$

27. $100 - 90 = 10$

28. $100 - 90 = 10$

29. $100 - 90 = 10$

30. $100 - 90 = 10$

31. $100 - 90 = 10$

32. $100 - 90 = 10$

33. $100 - 90 = 10$

34. $100 - 90 = 10$

35. $100 - 90 = 10$

36. $100 - 90 = 10$

37. $100 - 90 = 10$

38. $100 - 90 = 10$

39. $100 - 90 = 10$

40. $100 - 90 = 10$

41. $100 - 90 = 10$

42. $100 - 90 = 10$

43. $100 - 90 = 10$

44. $100 - 90 = 10$

45. $100 - 90 = 10$

46. $100 - 90 = 10$

47. $100 - 90 = 10$

48. $100 - 90 = 10$

49. $100 - 90 = 10$

50. $100 - 90 = 10$

51. $100 - 90 = 10$

52. $100 - 90 = 10$

53. $100 - 90 = 10$

54. $100 - 90 = 10$

55. $100 - 90 = 10$

56. $100 - 90 = 10$

57. $100 - 90 = 10$

58. $100 - 90 = 10$

59. $100 - 90 = 10$

60. $100 - 90 = 10$

61. $100 - 90 = 10$

62. $100 - 90 = 10$

63. $100 - 90 = 10$

64. $100 - 90 = 10$

65. $100 - 90 = 10$

66. $100 - 90 = 10$

67. $100 - 90 = 10$

68. $100 - 90 = 10$

69. $100 - 90 = 10$

70. $100 - 90 = 10$

71. $100 - 90 = 10$

72. $100 - 90 = 10$

73. $100 - 90 = 10$

74. $100 - 90 = 10$

75. $100 - 90 = 10$

76. $100 - 90 = 10$

77. $100 - 90 = 10$

78. $100 - 90 = 10$

79. $100 - 90 = 10$

80. $100 - 90 = 10$

81. $100 - 90 = 10$

82. $100 - 90 = 10$

83. $100 - 90 = 10$

84. $100 - 90 = 10$

85. $100 - 90 = 10$

86. $100 - 90 = 10$

87. $100 - 90 = 10$

88. $100 - 90 = 10$

89. $100 - 90 = 10$

90. $100 - 90 = 10$

91. $100 - 90 = 10$

92. $100 - 90 = 10$

93. $100 - 90 = 10$

94. $100 - 90 = 10$

95. $100 - 90 = 10$

96. $100 - 90 = 10$

97. $100 - 90 = 10$

98. $100 - 90 = 10$

99. $100 - 90 = 10$

100. $100 - 90 = 10$

Length 4

True or false? \checkmark or \times

1. John should measure the length of his bed with a metre stick.

2. He should use a ruler to measure the length of his table.

3. A metre stick should be used to measure the width of the door.

4. John should use a metre stick to measure the height of the door.

5. He should measure the height of the window with a ruler.

How long is each pencil? Measure with a ruler.

A. _____ cm B. _____ cm C. _____ cm D. _____ cm

1. Pencil A is the longest.

2. Pencil B is the shortest.

3. Pencil C is just shorter than pencil D.

4. Pencil D is just shorter than pencil B.

5. Pencil A is just shorter than pencil D.

6. Pencil C is just shorter than pencil B.

7. Pencil B is just shorter than pencil D.

8. Pencil A is just shorter than pencil D.

9. Pencil C is just shorter than pencil B.

10. Pencil D is just shorter than pencil B.

11. Pencil A is just shorter than pencil D.

12. Pencil C is just shorter than pencil B.

13. Pencil B is just shorter than pencil D.

14. Pencil A is just shorter than pencil D.

15. Pencil C is just shorter than pencil B.

16. Pencil D is just shorter than pencil B.

17. Pencil A is just shorter than pencil D.

18. Pencil C is just shorter than pencil B.

19. Pencil B is just shorter than pencil D.

20. Pencil A is just shorter than pencil D.

21. Pencil C is just shorter than pencil B.

22. Pencil D is just shorter than pencil B.

23. Pencil A is just shorter than pencil D.

24. Pencil C is just shorter than pencil B.

25. Pencil B is just shorter than pencil D.

26. Pencil A is just shorter than pencil D.

27. Pencil C is just shorter than pencil B.

28. Pencil D is just shorter than pencil B.

29. Pencil A is just shorter than pencil D.

30. Pencil C is just shorter than pencil B.

31. Pencil B is just shorter than pencil D.

32. Pencil A is just shorter than pencil D.

33. Pencil C is just shorter than pencil B.

34. Pencil D is just shorter than pencil B.

35. Pencil A is just shorter than pencil D.

36. Pencil C is just shorter than pencil B.

37. Pencil B is just shorter than pencil D.

38. Pencil A is just shorter than pencil D.

39. Pencil C is just shorter than pencil B.

40. Pencil D is just shorter than pencil B.

41. Pencil A is just shorter than pencil D.

42. Pencil C is just shorter than pencil B.

43. Pencil B is just shorter than pencil D.

44. Pencil A is just shorter than pencil D.

45. Pencil C is just shorter than pencil B.

46. Pencil D is just shorter than pencil B.

47. Pencil A is just shorter than pencil D.

48. Pencil C is just shorter than pencil B.

49. Pencil B is just shorter than pencil D.

50. Pencil A is just shorter than pencil D.

51. Pencil C is just shorter than pencil B.

52. Pencil D is just shorter than pencil B.

53. Pencil A is just shorter than pencil D.

54. Pencil C is just shorter than pencil B.

55. Pencil B is just shorter than pencil D.

56. Pencil A is just shorter than pencil D.

57. Pencil C is just shorter than pencil B.

58. Pencil D is just shorter than pencil B.

59. Pencil A is just shorter than pencil D.

60. Pencil C is just shorter than pencil B.

61. Pencil B is just shorter than pencil D.

62. Pencil A is just shorter than pencil D.

63. Pencil C is just shorter than pencil B.

64. Pencil D is just shorter than pencil B.

65. Pencil A is just shorter than pencil D.

66. Pencil C is just shorter than pencil B.

67. Pencil B is just shorter than pencil D.

68. Pencil A is just shorter than pencil D.

69. Pencil C is just shorter than pencil B.

70. Pencil D is just shorter than pencil B.

71. Pencil A is just shorter than pencil D.

72. Pencil C is just shorter than pencil B.

73. Pencil B is just shorter than pencil D.

74. Pencil A is just shorter than pencil D.

75. Pencil C is just shorter than pencil B.

76. Pencil D is just shorter than pencil B.

77. Pencil A is just shorter than pencil D.

78. Pencil C is just shorter than pencil B.

79. Pencil B is just shorter than pencil D.

80. Pencil A is just shorter than pencil D.

81. Pencil C is just shorter than pencil B.

82. Pencil D is just shorter than pencil B.

83. Pencil A is just shorter than pencil D.

84. Pencil C is just shorter than pencil B.

85. Pencil B is just shorter than pencil D.

86. Pencil A is just shorter than pencil D.

87. Pencil C is just shorter than pencil B.

88. Pencil D is just shorter than pencil B.

89. Pencil A is just shorter than pencil D.

90. Pencil C is just shorter than pencil B.

91. Pencil B is just shorter than pencil D.

92. Pencil A is just shorter than pencil D.

93. Pencil C is just shorter than pencil B.

94. Pencil D is just shorter than pencil B.

95. Pencil A is just shorter than pencil D.

96. Pencil C is just shorter than pencil B.

97. Pencil B is just shorter than pencil D.

98. Pencil A is just shorter than pencil D.

99. Pencil C is just shorter than pencil B.

100. Pencil D is just shorter than pencil B.

MENTAL MATHS 7

1. $10 - 20 = 10$

2. Circle a square.

3. This shape has square corners.

4. Fill in the missing number: $5, 8, 12, 16, \dots, 28, 32$

5. Colour the 3rd star red.

6. The first month of the year is _____.

7. Draw hands to show half past 3.

8. Circle the correct answer: $118 + 102 = 11 + 10$

9. Write these numbers in order starting with the lightest: $10g, 1kg, 100g, 1000g$

10. I had one 100 coin. I went shopping and bought a book and a pencil. How much change did I get? $100 - 10 - 10 = 80$

11. $20 + 1 = 21$

12. I have 500. How much more do I need to buy the table? $500 - 100 = 400$

13. Colour 2 of 6.

Master Your Maths : Continue on and complete one week, Monday to Thursday and Friday's Test.

Tables: Learn -8 tables. Practice learning their tables by playing games on www.fun4thebrain.com

Figure it Out: Continue on with the book (any page)
Practice playing mental maths games using the app "Maths Champions"

Religion: Grow in Love is now online www.growinlove.ie
Practice saying your prayers.

Geography/History/Science (SESE)
You can now access Second Class '**Small World**' book online (This is your child's Geography, History and Science book)

<https://www.cjfallon.ie/>

The children don't have this book with them but you can discuss and go through the topics with them using the pages below. This week's topics are "Bealtaine" page 78 and 77 and "Summer" p80

Bealtaine

Bealtaine is the Irish word for May. May Day is on May 1st. Long ago in Ireland people celebrated the start of summer on this day. They were glad the winter was over and had a party with dancing outside and a big bonfire.

Decorate the hawthorn bush for May Day.

The hawthorn bush was decorated for May Day. The bush was in the garden at a field close to the house. Ribbons and bits of cloth were tied to its branches. The bush brought luck to the house and its family for the year ahead.

Finish these sentences.

- On the 1st of May people celebrated _____
- Bealtaine is the Irish name for _____
- People were glad because _____
- Two things they did were dancing and _____
- People decorated a hawthorn bush with _____
- They thought the decorated bush would _____

Read about May wildflowers. Draw primroses and bluebells to fill the basket.

Children picked wildflowers the day before May Day. They picked primroses and bluebells because they were yellow and blue like the sun in the sky. They put the flowers on windowsills and doorsteps to bring luck and to keep away bad spirits. They also put flowers near farm animals to keep them safe and well for another year. The children made crowns from flowers and wore them on May Day. They carried baskets of flowers on May Day and had a parade. They dropped the flowers one by one in front of them as they walked.

Write a sentence under each picture.

- Children picked flowers the day before May Day.
- _____

Read John's story. Write the questions for the answers below.

My name is John and I remember my mother getting up just before dawn every year on May Day. She went outside and rubbed her hands in the grass. It was wet from the morning dew. She rubbed the dew onto her face and set it dry by holding her head up to the sky. When her hair was dry she came back inside. She said the dew was good for her skin and kept her looking young.

- When _____?
- Where _____?
- What _____?
- Why _____?

Summer

Write the missing words. Use the word box.

year seasons spring summer June July winter four three

There are four _____ in a _____. They are _____, autumn and _____. Each season has _____ months. The months of May _____ and _____ it is half past _____ in this picture.

Write a sentence about each object numbered 1 to 10 in the summer picture. The first one is done. Use the word box to help you.

open watering weeding water falling lady flowering flying swimming

- Shey it is half past four, but the sky is still very blue.
- House (window)
- Bay
- Baby birds
- Trees
- Fence
- Gravelstone
- Butterfly
- Wasp
- Turquoise

Art:
Butterfly life cycle

PE and Wellbeing

- 100 Rep Challenge**
- 10 Star Jumps
 - 10 Seconds of High Knees
 - 10 Frog Jumps
 - 10 Air Punches
 - 10 Squats
 - 10 Sit Ups
 - 10 Burpees
 - 10 Seconds of Marching
 - 10 High Jumps
 - 10 Windmills

Well Being Challenge

1. Exercise for 10 minutes
2. Drink a litre of water
3. Take ten deep breaths
4. Give yourself a compliment
5. Read a book for 10 minutes
6. Do something nice for someone
7. Make your bed
8. Eat a vegetable or a piece of fruit
9. Get some fresh air
10. Colour a picture or drawing

Repeat the challenges 2-3 days this week.

Our school website has a list of websites that you can look through if you would like to do more with your child. Websites important for 2nd Class

are www.topmarks.co.uk <http://www.twinkl.ie/offer> www.spellingcity.com www.gonoodle.com www.dabbledomusic.com PE with Joe Wicks on Youtube www.rte.ie (school hub)

We are emailing children's reports this year so could you please send an email to the address below with your child's name.

If you have any questions regarding work for your child or you would like to send pictures of your child's work, feel free to email at msscoen@hotmail.com.

Thank you and keep safe,
Ms. Coen

Ms. Coen's Second Class: Week beginning on the 25th May

English

Handwriting: Continue with the next five pages of handwriting in 'All Write Now'.

Reading and Activities: Green Genie - pages 72-75 "The Green Genie"

"The Polar Lands" Pages 76-79.

If you do not have the book, go

to FolensOnline @ <https://www.folensonline.ie/registration/?r=t> and sign up as a teacher and use the special code for Roll Number: Prim20)

Project: Research an animal from the Arctic or Antarctica and write down the interesting facts you learned. Draw a picture of your animal. Here is a list of some animals you might like to complete your project on; penguin, polar bear, Arctic owl, seal, walrus, Arctic fox, narwhal, whale, Arctic wolf, Beluga whale etc. Below are some websites you could use.

www.coolantarctica.com www.activewild.com www.nationalgeographic.com

Inferring Activity Inferring means that we use what we've read and know to learn more than what the author tells us.

Inferring Paragraphs
for reading aloud

Read aloud a paragraph to students. Ask them to identify what is happening in the story. Using modeling as necessary, have students identify specific details in the text that act as clues to guide their inferences.

Paragraph 1
A woman finished reading a story and closed the book. About 20 children got up from the carpet and went to a corner of the room. They began taking coats and hats off of hooks. After putting on their coats and hats, the children lined up.

Infer: Where are the children going? How do you know?

Paragraph 2
A boy asked his mother for help getting some things off a shelf. She took down some jars and brushes, and the boy brought them to the kitchen table. Next, he went to his mother's desk and took out blank sheet of paper. He put the piece of paper on the kitchen table. Finally, the boy filled a cup of water and sat down at the table with all of these things.

Infer: What is the boy going to do? How do you know?

Paragraph 3
A class of students walked with their teacher to a special room in their school. They sat down, and a woman came out to read them a story. After she read them the story, the children began looking around at the shelves of books. Each student chose one book. The children lined up, and the woman scanned their books using a special computer. When everyone was finished, the children left with their teacher, and the woman stayed in the room.

Infer: What is the woman's job? How do you know?

©2008 LearningWithPrim20.com

Sentences and Spellings: List of spellings for this week: aim, aid, paid, fail, mail, sail, snail, tail, wail, claim, exclaim, main, pain, painful, chain, plain, stain, paint, saint, faint.

Your child can continue on with their sentences and spellings (5 sentences a day).

Word of the Week: miserable: *causing unhappiness or sadness*. Encourage children to use this word in some of their sentences.

Gaeilge

www.culra4.com (Nice online activities to do with your child)

'Bua na Cainte' book: Encourage your child to go over all previously learned material. I understand this is a topic that parents might find hard to teach alongside their child but if you feel your child is able, you can continue on with the Bua na Cainte book with the following themes: Siopadóireacht/An samhradh

Litriú: Continue with Litriú at the back of the Bua na Cainte book from page 127 onwards and complete the activities.

You can access the book online as well as flashcards etc to use with your child

: www.edcolearning.ie

Username: primaryedcbooks

Password: edco2020

Maths

Planet Maths: complete pages 126, 127 and 130-135. Below are pictures of the pages if your child does not have the book.

The image displays several pages from the 'Planet Maths' book, including:

- Quick Sums 5:** A grid of numbers and subtraction problems like $1.21 - 10 =$ and $10.91 - 10 =$.
- Problem-Solving 7:** A word search grid with words like 'quack', 'clock', 'minute', and 'winter' hidden. Includes a snowman illustration.
- Algebra 2:** A 'Lemon to juice' problem involving a table of lemon and juice amounts, and a 'Try them' section with more problems.
- Capacity:** A 'Fill in the table' activity comparing different containers and a 'Match each amount to the correct jug' activity.
- Capacity:** A 'Colour orange' activity where students color jugs to show different amounts, and a 'Write these amounts' activity.

Master Your Maths : Continue on and complete one week, Monday to Thursday and Friday's Test.

Tables: Learn -9 tables. Practice learning their tables by playing games on www.fun4thebrain.com

Figure it Out: Continue on with the book (any page)
Practice playing mental maths games using the app "Maths Champions"

Religion: Grow in Love is now online www.growinlove.ie

Practice saying your prayers.

Geography/History/Science (SESE)

You can now access Second Class '**Small World**' book online (This is your child's Geography, History and Science book)

<https://www.cifallon.ie/>

The children don't have this book with them but you can discuss and go through the topics with them using the pages below. This week's topics are "Life Cycle of Butterfly" page 81 and "The Butterfly Bush" page 82 and "Where does Light Come From?" p83

<h3>Life Cycle of the Butterfly</h3> <p>Look carefully at these two butterflies that live in Ireland. They have different patterns and colours.</p> <p>Read about the life cycle of the butterfly. Write the missing words.</p> <ol style="list-style-type: none"> The butterfly lays about 500 eggs. It uses a special _____ to stick them onto leaves. Let's look at just one egg. The egg hatches. Out comes a _____. The caterpillar starts to eat. _____ It eats and eats. It grows big and strong. The caterpillar covers itself in a cocoon (like you cover yourself with it _____). Inside its cocoon, the caterpillar starts to change. It grows up. The caterpillar turns into a butterfly and breaks out of its cocoon. It _____. <p>Write the missing words.</p>	<h3>The Butterfly Bush</h3> <p>Read about the Butterfly Bush. Fill in the Fact File.</p> <p>We can make habitats by planting trees and special shrubs that butterflies, birds and bees love. One of the shrubs we can plant is called the Butterfly Bush or Buddleia (buddleia for us). This shrub grows to about 5 metres high and can have purple, blue, red, pink or white flowers. It scents its seeds nicely, so you may see it growing on waste ground and on building sites. Its flowers can be up to 25 centimetres long, making it easy for hungry butterflies to spot them. The flowers smell like honey and are full of nectar, which is the butterfly's main food. The flowers bloom from June until October, so there is plenty of time for the butterflies to drink the sweet nectar. Read Additional good Small Tortoiseshell butterflies love the Butterfly Bush.</p> <p>Fact File: Butterfly Bush</p> <p>Latin common name: _____</p> <p>Height it can grow to: _____</p> <p>Length of its flowers: _____</p> <p>Flower colours: _____</p> <p>Months when it is in bloom: _____</p> <p>Two butterflies that like it: _____</p> <p>Where it grows: _____</p> <p>After World War 2 the Butterfly Bush was given special status as a 'hardy' plant. People who were doing this were called 'the Butterfly Plant'.</p>	<h3>Where Does Light Come from?</h3> <p>When something gets very hot, it usually sends out light. Candles and bonfires give us heat, but they also give us light. The sun gives us most of our heat and light. We need the sun for us to live on Earth, but it can also be harmful. The sun is so bright that it will damage your eyes if you look straight at it. Too much light from the sun can hurt your skin and give you sunburn.</p> <p>Ten Hot Sun Facts</p> <ol style="list-style-type: none"> The sun is a _____. The shape of the sun is a _____. The sun is made up of bits of _____. The sun's light takes 8 _____ to reach Earth (minutes, hours). The _____ travels round the _____. The _____ is bigger than _____.
--	--	--

Watch this video <https://www.youtube.com/watch?v=jivWeOrCael> on the life cycle of the butterfly. Listen to the song <https://www.youtube.com/watch?v=8rvGUevGxDk>

Music:

Learn the song "Baby Beluga" on www.youtube .com by searching Baby Beluga Raffi lyrics video.

Art

Create a butterfly using materials from home. Here are some examples to inspire you!



PE

"12 Easy Exercises for Kids at Home" <https://www.youtube.com/watch?v=FB5-7tliX-I>

Our school website has a list of websites that you can look through if you would like to do more with your child. Websites important for 2nd Class

are www.topmarks.co.uk <http://www.twinkl.ie/offer> www.spellingcity.com www.gonoodle.com www.dabbledomusic.com PE with Joe Wicks on Youtube www.rte.ie (school hub)

We are emailing children's reports this year so could you please send an email to the address below with your child's name.

If you have any questions regarding work for your child or you would like to send pictures of your child's work, feel free to email at mccoen@hotmail.com

Thank you and keep safe,
Ms. Coen

Ms. Mc Donnell 2nd Class

2nd Class 18/05/20

Dear Parent(s)/Guardians,

I hope that you are all keeping safe and well.

We will be providing the opportunity for you to collect your child's books etc from school the week of the 25th of May and I will be in contact with you via email in order to arrange a suitable time for this.

We will be e-mailing end of year school reports to you this year also, so it is important that I have your email contact details. So, if I do not already have your email address, could you please send it onto me as soon as possible. My email address is

missmcdonnellsecondclass@gmail.com

I hope you are all keeping well. Thank you to those of you who emailed on pictures of your child's work – They were fantastic! Well done!

Our school website has lots of super educational websites for you to use so please take time to have a look at these. You can now access most online books under www.folens.ie and

www.cjfallon.ie

Cúlra4 ar Scoil Monday – Friday 10:00 am on TG4. (Also they are available to watch on their website on <https://www.cula4.com/ga/clair/cula4-ar-scoil/>)

RTE Home School have amazing lessons and is on weekdays on **RTE 2 from 11am – 12am** and if you miss episodes you can see it anytime on RTE Player and get all the resources at rte.ie/learn

Please continue with the following work over the oncoming two weeks.

Maths:

Continue with '**Figure it Out**', any page is fine as a lot of the work will be revision. Please access www.topmarks.co.uk and choose different topics for your child each week. Please practise the adding and subtracting train on this website as it great for your child's maths tables.

Continue with **Master Your Maths** book also.

For the next two weeks, please focus on **length** and **capacity**. Maths language for these topics are:

Length:

Length, width, height, long, longer, longest, short, shorter, shortest, thick, thin, compare, estimate, measure, the same as, metre stick, about, longer than, shorter than, tall, taller than, high, low, wide, narrow, far, near, close, metre, centimetre, half, quarter, difference, trundle wheel



Folens online: Planet Maths activity

At Home:

Estimate and measure your kitchen table at home using different objects. (straws, 10c coin, pencil, copy)

Example:

Using a pencil, what is the length of the table? Estimate first.

Using a pencil, what is the width of the table? Estimate first.

IXL have great length activities to do with your child. Here is a list below.

Units of measurement

- Q.1 Long and short
- Q.2 Tall and short
- Q.3 Light and heavy
- Q.4 Holds more or less
- Q.5 Compare size, weight and capacity
- Q.6 Read a thermometer
- Q.7 Measure using a centimetre ruler
- Q.8 Which metric unit of length is appropriate?
- Q.9 Metric units of length: word problems
- Q.10 Which metric unit of mass is appropriate?
- Q.11 Which metric unit of volume is appropriate?
- Q.12 Compare and convert metric units of volume
- Q.13 Compare and convert metric units of mass
- Q.14 Choose the appropriate measuring tool



Search topics and skills



Username

Password

Sign in

Learning Analytics

Maths

English

National curriculum

Second class > Q.7 Measure using a centimetre ruler

[Learn with an example](#)

Move the ruler to measure the length of the line to the nearest centimetre.



The line is about centimetres long.

Submit

Encourage your child to use different objects to measure width and height of things around the home. Even using the child him/herself. How many straws long is _____? How many straws wide is _____?

Capacity

Full, empty, measure, compare, estimate, litre, nearly full, nearly empty, half, quarter, container, holds more, holds less, capacity, exactly.

At home, you can use water to measure, how many cups will fill the jug, how many jugs will fill the bucket etc.

Folens online Planet Maths activities

Planet Maths 2nd Class


1. This item will hold the least amount of water.

Measuring jug, Teacup, Bowl, Bucket

- Measuring in ml PowerPoint** (5 stars, 8 reviews)
- Maths Third/Fourth Class Capacity Pack**
- Everyday Objects Capacity and Volume Worksheet** (5 stars, 8 reviews)
- Capacity** (5 stars, 8 reviews)
- More Than, Less Than Capacity** (5 stars, 8 reviews)
- More Than, Less Than Capacity** (5 stars, 8 reviews)

Twinkl have some nice capacity activities.

ixl have nice time activities for you to recap with your child also. An example of couple of 'Time' topics below.

 What is the date 13 days after 16th May?

May						
Sun	Mon	Tue	Wed	Thu	Fri	Sat
	1	2	3	4	5	6
7	8	9	10	11	12	13
14	15	16	17	18	19	20
21	22	23	24	25	26	27
28	29	30	31			



31st May

28th May

29th May

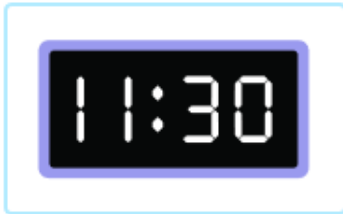
30th May

Submit

🔊 Look at the analogue clock:



🔊 Which digital clock shows the same time?



Submit

ROCKET ROUNDING



With Number Line

No Number Line

Up To 99 to Nearest 10

Up To 999 to Nearest 10

Up To 9,999 to Nearest 10

Up To 999 to Nearest 100

Up To 9,999 to Nearest 100

Up To 9.9 to Nearest Whole Number

Topmarks

Mental Maths Train

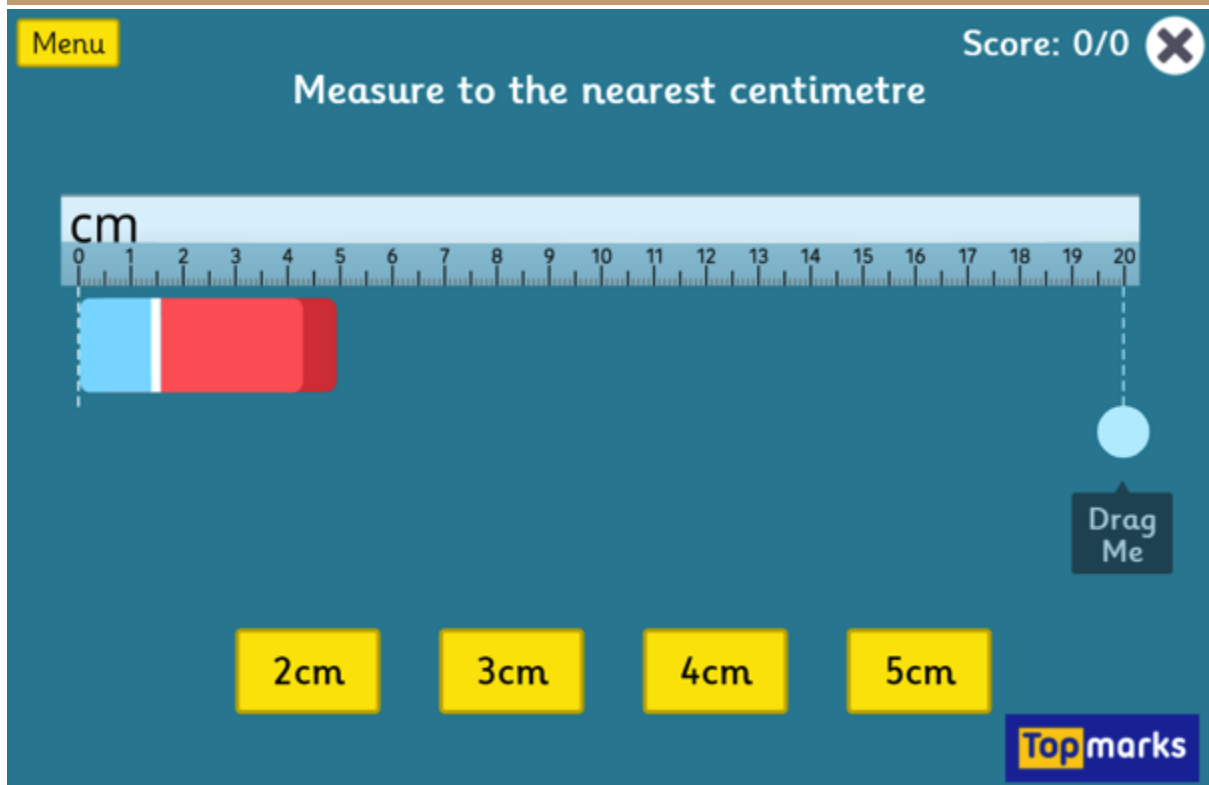


A four operations game



Select a truck to play

Topmarks



Please continue to practise skip counting with your child for example, skip counting in 6's, 6,12,18,24,30 or in 4's 4, 8, 12, 16, 20.

Gaeilge:

Continue with the 'Bua na Cainte' book and again any page is fine.

Litriú: Continue with Litriú at the back of the Bua na Cainte book from page 127 onwards.

You can access the book online as well as flashcards etc to use with your child :

www.edcolearning.ie



Cúla4 ar Scoil

10a.m.TG4

Téama seachtain a ceathair: Caitheamh Aimsire

Dé Luain

- DRÁMAÍOCHT - Mím/Searáidí (Naionáin - R2)
- MATA - (R3 - R6)
- GAEILGE Ó BHÉAL - (R3 - R6)

Dé Máirt

- GAEILGE Ó BHÉAL - (Naionáin - R2)
- TÍREOLAÍOCHT - (R3 - R6)
- MATA - (Naionáin - R2)
- LÉITHEOIREACHT - Greannáin (R3 - R6)

Dé Céadaoin Déardaoin Dé hAoine

- LÉITHEOIREACHT - (Naionáin - R2)
- MATA - (R3 - R6)
- CEOL - (Naionáin - R6)
- EOLAÍOCHT - (Naionáin - R3)
- MATA 2 - (Naionáin - R2)
- SCRÍBHNEOIREACHT - (R3 - R6)
- GAEILGE - Dúlra (Naionáin - R2)
- EALAÍN - (R3 - R6)
- SCRÍBHNEOIREACHT - (Naionáin - R2)
- EOLAÍOCHT - Fórsaí (R3 - R6)
- CORPOIDEACHAS - (Naionáin - R2)
- OSPS - Cairdeas & Iomaíocht (R3 - R6)

Téama na seachtaine seo chugainn: Taisteal



You can visit their website if you miss any lessons and there is an option to choose subtitles to help you if you need it.

This really is a great Irish source for your child. Click on the link below to watch a video from Monday 11th May, Cúlra ar Scoil

<https://www.cula4.com/ga/feach/player/?pid=6155270262001&teideal=D%C3%A9%20Luain%2011%20Bealtaine&series=C%C3%BAla4%20ar%20Scoil&dft=10461>

English:

Continue with the 'Green Geenie' reading and activities. Continue with the handwriting book 'All Write Now'. After each story, encourage your child to complete projects and write letters or questions to the author or characters. Also, encourage your child to highlight the nouns/verbs/pronouns in the story.

SpellingCity have great online spelling games for your child. Details on how to register for free are on the St.Mary's N.S homepage.

Oral Language

CJ Fallon have oral language lessons to help improve your child's English vocabulary. The topics are very child friendly and enjoyable. There are also some language games and poetry also. Please click on the following link, <https://rainbow.cjfallon.ie/#/>.


You can pick a *poem* of your choice to learn under one of the topics.




This is the topic 13 'Inventions'



Focus on 'Inferring' with your child to help with their speaking and listening skills.



Inferring

Good readers understand that writers often tell more than they actually say with words. They give you hints or clues that help to tell the message without using exact words. Using these clues to “read between the lines”  and reach a deeper understanding of the message is called **inferring**.



Name: _____

Making Inferences Something Special

Jalisa woke up early and ran down the stairs with a huge smile on her face. She had been waiting all night for Saturday to arrive. She ran into the kitchen. On the table was a large pile of hot, steaming flapjacks with a candle in them. Dante, Jalisa's brother, walked in holding a large box wrapped in pretty pink paper and tied with a shiny, purple bow. Jalisa beamed and quickly tore off the paper to reveal a box with a beautiful doll on the side. She hugged and kissed her brother and ran to call her best friend. The day was starting off wonderfully.

1. What do you think Jalisa was waiting for all night?

2. How do you think Jalisa felt when she woke up?

3. Why do you think Jalisa's brother gave her the gift?



©www.HaveFunTeaching.com

Writing this term focuses on **Procedural Writing**. This includes recipe writing and giving instructions on how to do a given thing.

WRITING A PROCEDURE

Purpose

- To explain how to do something
- To explain how to get somewhere
- When a set of rules need to be understood

When to use a Procedural Text

- Writing instructions for a game or a process
- Writing a Recipe for a Meal
- Recording a Scientific Investigation
- Creating Rules for something
- Giving a set of directions

Remember

- Keep your instructions short, simple and to the point
- Procedural texts are always written in **Present Tense**
- Procedures are presented from the **Second or Third Person Perspective**

Enhance a Procedural Text by including simple pictures or diagrams.

PARTS OF A PROCEDURAL TEXT

Title

What is the goal or outcome of the activity?
Eg. How to Make a Banana & Fudge Sundae

Materials or Ingredients

What will we need to complete this activity? Be Specific, especially if you are writing a recipe. Use points or numbers. Include any special utensils or tools

Series of Steps

In order, list what needs to happen to complete your goal. In a recipe we refer to the steps as a **Method**. Start each instruction with an **Action Verb** such as shake or mix.

Conclusion

The conclusion is a short statement that may offer some specific tips or advice to make the task easier or more effective. It might even include safety warnings.

For examples and detailed instructions on how to write Procedures and a range of other text types please visit www.edgalaxy.com/writing

Example of procedural writing. The underlined verbs in the method section (take, open, pour) are called bossy verbs. Encourage these bossy verbs in your child's procedural writing.

PROCEDURAL

Title How to Make Hot Chocolate

goal to make our own hot chocolate

Materials

- A big mug
- Hot chocolate powder
- Milk (1 cup)
- A Spoon

Method

- ① take out a clean mug
- ② Open the package of hot chocolate powder.
- ③ Pour it into the mug.
- ④ In a separate cup, beat the

Online stories: <http://stories.audible.com/start-listen>

Geography/History/Science:

Continue with 'Small World' activities online under cjfallon website page 92 'Communication' to page 95 'Electricity'.



HISTORY

Communication

New Words
engineer developed contact film conversation expensive separate recharged

A Letter Home


Here is part of a letter written by John Burke to his mother in 1968. John was an engineer and had just moved to Lusaka for work. Lusaka is the capital city of Zambia in Africa (Dublin is the capital city of Ireland). This was John's first letter home.



Dear Mother,
I hope this letter finds you well. I arrived in Lusaka last week after a very long journey. It is a new city, with building sites everywhere. It's no wonder they need engineers. I start work tomorrow on building the Lusaka Water Supply Scheme. The city badly needs a good supply of clean drinking water. The day after I arrived, we took a trip to see the amazing Victoria Falls. The noise of the waterfall is really loud. I took some photos with my new camera. I will send you some when I get them developed. . . .

Hot Geography

Mosi-oa-Tunya in Zambia is one of the largest waterfalls in the world. It is also known as Victoria Falls. Mosi-oa-Tunya means 'the smoke that thunders'.



A Think about John's letter. Answer these questions in your copy.

1. John was in Africa in 1968. He contacted his mother by writing a letter. Write a list of ways that John could contact his home in Ireland if he was living in Africa today.
2. John got his photos 'developed'. He took a roll of film out of the camera and brought it to a camera shop that printed the photos. He collected the photos one week later. The photos were black and white. Then John posted the photos to his mother. Write about how John could send photos home today.

92 **Subjects:** History **Levels:** Key Stage 2 **Version:** 1.0



What Is Electricity?



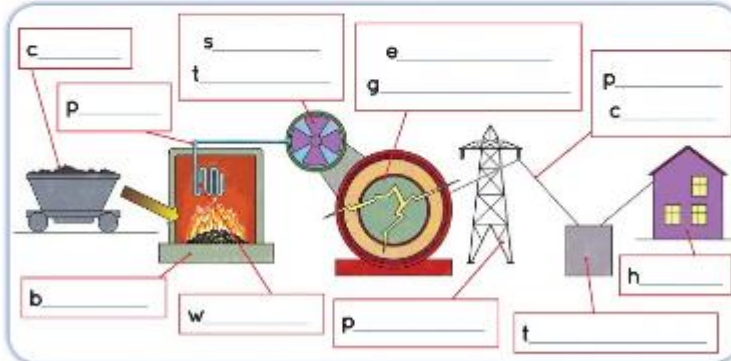
A Read the story of electricity. Write the correct labels on the picture.

Some electricity comes from burning fuel such as coal and oil. We burn fuel in a huge boiler. The boiler has lots of tubes inside it that are full of water. When we burn fuel, the water in the tubes gets hotter and hotter. When the water gets really hot, it turns into steam. This steam is then sent through a big pipe into a steam turbine. A turbine has blades that turn, like the top of a windmill or a helicopter. The force of the steam makes the blades of the turbine turn round and round.



The turbine is joined to a big machine called an electricity generator. This electricity generator has a huge magnet inside it. It is a very special magnet called an electromagnet. When the blades of the turbine turn, the electromagnet spins round and round. When the electromagnet spins round and round, it makes electricity. The electricity then goes along a power cable to a pylon. The pylon sends the electricity to a transformer to make it safe for us to use. The electricity goes from the transformer to our homes.

coal	boiler	water	pipe	steam turbine	home
	electricity generator		power cable	pylon	transformer



Find out and write about how the wind turns the blades of a windmill to make electricity. Draw a picture of it.



SPHE

We were coming towards to end of our 'Stay Safe' topic in class so I here is the link below for you to revise all of the topics which are very important to discuss with your child.

<http://www.staysafe.ie/teachers/1+2%20class.pdf>

<https://staysafe.ispringcloud.eu/acc/nDGWnu03NTM3/s/7537-cYTj3-gY3Y4-EG2BT>



Road safety:

Walk Tall: Unit 4: Standing Tall (All of the learning material is online)

Click on the link below to:

https://www.pdst.ie/sites/default/files/04%20Walk%20Tall%20Second%20Class_0.pdf

UNIT FOUR: Standing Tall

page 98

01 I Have Opinions

page 99

02 I'm Learning to Ask for What I Want

page 102

03 I'm Learning about my rights

page 106

04 I'm Learning to say No

page 110

05 I'm Learning to use my Own Brain

page 114

06 Bullying

page 124

Music

<https://dabledoomusic.com/>

P.E.

www.gonoodle.com have super fun activities to keep your child fit.

Go noodle tv is very enjoyable!

[https://app.gonoodle.com/activities/im-still-](https://app.gonoodle.com/activities/im-still-standing?s=Channel&t=NTV:%20Noodle%20Television&sid=34&cs=ntv-noodle-television)

[standing?s=Channel&t=NTV:%20Noodle%20Television&sid=34&cs=ntv-noodle-television](https://app.gonoodle.com/activities/im-still-standing?s=Channel&t=NTV:%20Noodle%20Television&sid=34&cs=ntv-noodle-television)



<https://rtejr.rte.ie/10at10/> Great way of keeping fit through English or through Irish (a great way of keeping the children still using their Irish)

ENGLISH

GAEILGE



Episode 1
10 @ 10

Download



Episode 2
10 @ 10

Download



Episode 3
10 @ 10

Download



Episode 4
10 @ 10

Download



Episode 5
10 @ 10

Download



Episode 6
10 @ 10

Download

Art

<https://www.twinkl.ie/go/resource/tg-a-38-how-to-draw-a-dog-animation>



How to Draw a Dog Animation

★★★★★ (5 reviews)



Fork print tulips!

Religion:

Our religion programme Grow in Love is also offering parents free access to their online resources while includes religious stories and games. Login on the www.growinlove.ie website with the following details

Email: trial@growinlove.ie

Password: growinlove

Story of creation and how God created the world.

If you would like to contact me by email over the next couple of weeks with questions regarding your child's work or to send on samples of your child's work, you can email me @ msmcdonnellsecondclass@gmail.com.

Thank you and I hope you all stay safe,
Ms.McDonnell.

**3rd Class Ms. McLoughlin
Suggested Scheme of Work
18-29 May**

Maths:

- Do the next two weeks in Master Your Maths
- Planet Maths: *Capacity*: Pg157-161, *The Circus (revision)* Pg170-171
- Figure It out *Capacity* Pg84-85
(If you don't have the book you can access Figure It Out here:
<https://my.cjfallon.ie/preview/student/1314/> You will have to enter your name, email and click parent. You can then continue as you wish.)
- Here some online Capacity games:
<https://www.ictgames.com/mobilePage/capacity/index.html>
<https://www.topmarks.co.uk/ordering-and-sequencing/coconut-ordering>
- Supplementary Work (This is *only to be done if you have already completed the work from your book!*)
Busy at Maths 3 *Capacity* Pg165-168 <https://my.cjfallon.ie/preview/student/16845>

*If you scroll below you will find the answers to last week's chapter 'Number Patterns and Sequences – this might help you to correct your work. *

English:

- *Week 1: 'Clever Rosa'* reading Pg115-117, Activities Pg118-119 (Talking Horse)
Week 2: 'The Toy Catalogue' reading Pg120-121, Activities Pg122-123
-Dictionary Work: look up red words from the story (this can be done online if you don't have your dictionary at home)
- *Spellings & Sentences:*
Group 1:

Week 1	hour our wood would	their there write right	new knew won one	hare hair blew blue
Week 2	tomato often noise autumn	almost barrel beggar across	balloon island later until	lose scary curtain brought

Group 2: Do the next 2 weeks from your Spelling Book.

Gaeilge: There is a list of vocabulary below to help you with the reading and activities for this chapter. You might find it a bit easier this week as we have done the story 'The Salmon of Knowledge' in History. As always, you don't have to do everything, just try your best!

- Abair Liom reading:
Week 1 Pg148 'An Bradán Feasa'
Week 2 Pg151 Comhrá

- Questions A Pg149, C & D Pg150, F Pg151, G Pg152, H Pg153, J Pg154
- *Spellings & Sentences*: F & F: Aonad 29 lgh88-90 (just one Aonad!)

Gaeilge	Béarla	Gaeilge	Béarla
buachaill	boy	clisteacht	knowledge
iascaireacht	fishing	Lá amháin	One day
Bradán speisialta	Special salmon	ordóg	thumb
abhainn	river	Dhóigh	burned
iasc	fish	Comhghairdeas	Congratulations
An bhfuil suim agat sa__?	Are you interested in__?	Ar ais	back
Tá suim mhór agam sa__.	I am very interested in__.	Cá bhfuil tú ag dul?	Where are you going?
Níl suim agam sa__.	I am not interested in__.	Bíonn cluiche agam gach	I have a match every__.

- **History:**
 - *Life in Medieval Towns* Pg70 Small World, A & B Pg75
- **Science**
 - *The Sun* Pg93 Small World. Activities: A Pg95, A Pg97
 - Click on these links to learn more about the planets in our solar system:
 - <https://youtu.be/noiwY7kQ5NQ>
 - <https://youtu.be/mQrlqH97v94>
- **PE:** Here are some workouts for you to try at home:
 - Videogames - <https://youtu.be/kgZPNY-etN4>
 - ‘Dance Monkey’ https://youtu.be/6JPVKD_UT-Q
 - ‘Move Like the Avengers’ <https://youtu.be/uYi1kyMeFHQ>
 - **Tables:** Keep practising:
 - <https://www.timestables.co.uk/>
 - <https://snappymaths.com>
- **Handwriting:** All Write Now – do 2 more pages
- **Art**

Here is a challenge for you – pick a famous painting and try to recreate it at home. There are lots of ideas online (just Google ‘recreating famous paintings’ to help you). Here is one below!





'The Son of Man' by René Magritte Credit: Splitpics.uk

If you would like to share your piece just email it to me at msmcloughlin3@gmail.com and I will put it on the school website.

****Roots of Empathy****

Bernadette (Cody's Mum) emailed me a picture of Cody. She also sent an update of how he has grown, and what he has learned since we saw him last. I would love to email the picture and news to everyone in the class, so you can see how big he is now! Bernadette asked if we could each write a wish for Cody, for what we hope will happen in his life by the time he is in 3rd Class. It was due to be our last session with Cody in June, and she will miss getting all your beautiful wishes for him in person. Could you all please email your wish for Cody to msmcloughlin3@gmail.com and I will add them all together for her. When I get your email, I will have your email address and will be able to send you the picture and note from Bernadette.

Topic: Number Patterns and Sequences Page 128

- B.**
- Square, triangle, circle
 - 
 - yellow, green, red, orange
 - 
 - red, blue, purple
 - Repeat 2nd, 3rd, 4th pic.

- C.**
- AE, AF, AG, AH
 - EF, FG, GH, HI
 - VU, UT, TS, SR
 - EV, FU, GT, HS
 - 523, 623, 723
 - 468, 579, 6,810, 7,911
 - HSMAT, SMATH, MATHS
 - lcoo, cool, oolc, olco

Topic: Number Patterns and Sequences Page 129

- B.**
- (a) 66, 77, 88, 99
(b) 30, 20, 10, 0
(c) 20, 24, 28, 32
(d) 12, 8, 4, 0
(e) 40, 35, 30, 25
(f) 15, 12, 9, 6

- (a) 95, 94, 93, 92
(b) 44, 33, 22, 11
(c) 15, 18, 21, 24
(d) 14, 7, 0
(e) 45, 36, 27, 18
(f) 15, 21, 28, 36
- (a) 56, 48, 40, 32
(b) 22, 16, 10, 4

- (c) 79, 77, 75, 73
(d) 22, 17, 11, 4
(e) 28, 34, 41
(f) 30, 20, 15

- (a) 650, 750, 850
(b) 655, 654, 653
(c) 195, 190, 185
(d) 898, 894, 890
(e) 593, 584, 575
(f) 892, 896, 900

- C.**
- 4 2. 14 3. 24
 - (a) 34 (b) 44 (c) 54 (d) 64

Topic: Number Patterns and Sequences Page 130

- A.**
- 6 2. 11 3. 14 4. 11
 - 8 6. 18 7. 34 8. 27

- B.**
- 36 2. 17 3. 26 4. 55
 - 21 6. 42

Topic: Number Patterns and Sequences Page 131

- A.**
- (a) 5 (b) 4 (c) 4 (d) 6
(e) 7 (f) 9 (g) 9 (h) 8
 - (a) 9 (b) 9 (c) 4 (d) 7
(e) 9 (f) 9 (g) 7 (h) 9
(i) 9

- B.**
- $24 + 4 = 28$ 2. $34 + 28 = 62$
 - $98 - 22 = 76$ 4. $2 \times 7 = 14$
 - $24 \div 3 = 8$

- C.**
1. 100 2. 110 3. 43 4. 38

- D.**
- 91 2. 44 3. 24 4. 4
 - 73 6. 29 7. 70 8. 9

Topic: Number Patterns and Sequences Page 132

- B.**
- 6, 10, 12, 16, 18
 - 66, 55, 44, 33, 22, 11
 - 62, 58, 54, 50, 46, 42
 - ABD, ABE, ABF, ABC
 - Dd4, Ee5, Ff6, Gg7
 - 22
 - 44
 - 7

- C.**
- D

- D.**
- Sequence 2. Pattern
 - Number sentence

- E.**
- 21, 34, 55, 89. Each number is being added to the previous number

C.

1. 5, 5, 2, 1, 4, 7, 6, 3, 3
2. 5, 11, 2, 3, 6, 9, 10, 1, 7
3. 9, 2, 10, 8, 7, 6, 4, 12, 5
The magic number is 21
4. 5, 10, 9, 12, 8, 4, 7, 6, 11
The magic number is 24

3rd Class Ms. Cox

Scheme of Work 3rd Class Ms. Cox 18/05/20- 29/05/20

Thank you all for the lovely work you have been sending me, you are all doing great!

Important Note: As we are nearing the end of the school year and time to prepare the end of year reports, I ask you to send me an email stating your child's name so I can send on your child's report through email. Reports will be issued to parents by the 10th of June.

Email Address: thirdclassmscox@gmail.com

English:

- *Reading Zone Unit 28- 'Clever Rosa'*
Read story P 115, 116 + 117. Look up new words (in red) in dictionary.
Activities P 118 + 119.
- *Reading Zone Unit 29- 'The Toy Catalogue'*
Read story P 120 + 121. Look up new words (in red) in dictionary.
Activities P 122 + 123.
- *Spellings & Sentences:*
Week beginning 18/05/20

Word List							
hour	wood	their	write	new	won	hare	blew
our	would	there	right	knew	one	hair	blue

Week beginning 25/05/20

Word List							
tomato	noise	almost	beggar	balloon	later	lose	curtain
often	autumn	barrel	across	island	until	scary	brought

Maths:

- *Master Your Maths-* the next two weeks.
- *Planet Maths* Topic 19 'Weight' P114-118
*Games and resources can be accessed through the Folens website (register as a Teacher and for Roll Number use the code 'Prim20')
 - P114 A
 - P 114 B: The table below can be used instead of the table in part B of page 114 (fill in whatever objects you have at home to weigh)

Object	less than 1kg	about 1kg	more than 1kg	Actual Weight
1				
2				
3				
4				
5				

- P115 A (Q1-Q3), B (Q1 + Q2)
- P116 A (Q1) + B (Q1, Q2, Q3)
- P117 **OR** PAGE BELOW (you choose which suits you best)

Test 97 Weight

1. 200 grammes + 250 grammes = [?] grammes

2. What is the total weight of 3 boxes?

3. 350g + 250g + 250g = [?]g

4. 1 kilogramme - 300 grammes = [?]g

5. How much lighter than a kilogramme is 450 grammes?

6. How many 250g weights balance 1kg?

7. How many 50g weights balance 500g?

8. How many 50g weights are needed to balance two packets of sugar?

9. 500 grammes of butter cost €2.20. How much should 1kg of butter cost?

10. How many packets, each weighing 250 grammes, can be filled from a box of sultanas that weighs 3kg?

Answers //X

1.

2.

3.

4.

5.

6.

7.

8.

9.

10.

Total ✓

- P118: Complete as much as you can
- Tables – Division- division by 5
- Use the game 'Hit the Button' on topmarks.co.uk to practice tables <https://www.topmarks.co.uk/maths-games/hit-the-button>

Gaeilge

- *Spellings & Sentences:*
Fuaimeanna & Focail: Aonad 29 P88, 89, 90
- *Abair Liom Aonad 19 'An Bhainis'*
 - P156 + 157 write as many sentences as you can about the picture
 - P158 read the story and answer as many questions as you can
 - P159 B (read) + C (nach bhfuil= isn't)
 - P160 D + E

Phrases in Irish/ English associated with this topic

<u>sicín</u>	chicken		
<u>breithlá</u>	birthday		
<u>soilse</u>	lights		
<u>cóisir</u>	party		
<u>cáca</u>	cake		
<u>balún</u>	balloon		
<u>cárta breithlae</u>	birthday card		
<u>ceiliúradh</u>	celebration	Nach bhfuil an ___ seo go hálainn?	Isn't this ___ lovely?
<u>bainis</u>	wedding		
<u>laethanta saoire</u>	holidays	Comhghairdeas!	Congratulations.

SESE

- *Geography/Science: Small World Geography/ Science Unit 18 Materials* P105-109 and Activities on P106 + 109
Investigations listed in the chapter may also be carried out with adult supervision.



Handwriting:

- All Write Now-4 more pages.
- Children can complete all work in their copies in cursive writing.

PE:

- There are a variety of websites which may help with some PE activities-
 - The Body Coach-Live YouTube lessons 9am daily
<https://www.youtube.com/playlist?list=PLYCLOPd4VxBs-Mlkx9dLsfmFeCB13nEpC>
 - Yoga for the classroom/Rainbow Yoga- two videos which may be helpful to use as a break from written work
<https://www.youtube.com/watch?v=Td6zFtZPkJ4>
<https://www.youtube.com/watch?v=dF7O6-QabI0>

Music:

- Dabledoo music are giving parents access through their website
<https://dabledoomusic.com/p/parents>

Religion:

Our Religion programme is available through the Grow in Love website
website: www.growinlove.ie
email: trial@growinlove.ie
Password: growinlove

Art:

Here are some ideas for Art (Adult Supervision required)

- Re-creating famous artwork: See can you recreate a famous piece of art. There are lots of examples below- you can dress up and have lots of fun with it! Feel free to email me any of your creations!



- Summer Sunglasses

Draw a self-portrait and then design sunglasses for your character- you can imagine what summer looks like through the sunglasses, you can draw what you hope to do during the summer or you can just draw a nice summer scene on the sunglasses. Below is a template you can use for the sunglasses if you wish and also some examples.





Extra Material

- RTÉ School Hub

RTÉ School Hub is an excellent programme on every day at 11am on RTÉ2.

It can also be accessed on RTE Player online (<https://www.rte.ie/player/series/rt%C3%A9-home-school-hub/SI0000006854?epguid=IP000065950>).

There are lots of fun activities to complete and you can follow the link below to find activities associated with the topics covered throughout the week.

<https://www.rte.ie/learn/3rd-and-4th-class/>

- Duolingo (www.duolingo.com)

Duolingo is a free language-learning programme. Select 'Irish' as the language you want to learn and 'School' as the reason you want to learn. You will need an adult to help you create an account. Then, you will need to complete a short placement test but this will only take a few minutes.

Timetable

I have included a sample timetable which may help you to structure your days at home.

Monday	Tuesday	Wednesday	Thursday	Friday
Mental Maths - 1 Day	Mental Maths - 1 Day	Mental Maths - 1 Day	Mental Maths - 1 Day	Mental Maths - Friday Test
Spellings and Sentences - 1 Box	Spellings and Sentences - 1 Box	Spellings and Sentences - 1 Box	Spellings and Sentences - 1 Box	Planet Maths - 1 Activity
Planet Maths - 1 Activity	Planet Maths - 1 Activity	Planet Maths - 1 Activity	Planet Maths - 1 Activity	Reading Zone - Reading & 1 Activity
Reading Zone - Reading & 1 Activity	Reading Zone - Reading & 1 Activity	Reading Zone - Reading & 1 Activity	Reading Zone - Reading & 1 Activity	Art - Try 1 Activity
F + F - Learn 1 Box Complete 1 Activity	F + F - Learn 1 Box Complete 1 Activity	F + F - Learn 1 Box Complete 1 Activity	F + F - Learn 1 Box Complete 1 Activity	
Science/ Geography work P105- 106	Abair Liom - 1 or 2 Activities	Science/ Geography work P105-106	Abair Liom - 1 or 2 Activities	
Handwriting - ½ a page	Handwriting - ½ a page	Handwriting - ½ a page	Handwriting - ½ a page	
Additional Activities:	Additional Activities:	Additional Activities:	Additional Activities:	Additional Activities:
Duolingo	Duolingo	Duolingo	Duolingo	Duolingo
RTÉ School Hub	RTÉ School Hub	RTÉ School Hub	RTÉ School Hub	RTÉ School Hub - Friday Quiz

Monday	Tuesday	Wednesday	Thursday	Friday
Mental Maths - 1 Day	Mental Maths - 1 Day	Mental Maths - 1 Day	Mental Maths - 1 Day	Mental Maths - Friday Test
Spellings and Sentences - 1 Box	Spellings and Sentences - 1 Box	Spellings and Sentences - 1 Box	Spellings and Sentences - 1 Box	Planet Maths - 1 Activity
Planet Maths - 1 Activity	Planet Maths - 1 Activity	Planet Maths - 1 Activity	Planet Maths - 1 Activity	Reading Zone - Reading & 1 Activity
Reading Zone - Reading & 1 Activity	Reading Zone - Reading & 1 Activity	Reading Zone - Reading & 1 Activity	Reading Zone - Reading & 1 Activity	Art - Try 1 Activity
F + F practice spellings	F + F practice spellings	F + F practice spellings	F + F practice spellings	
Science/ Geography work P107 - 109	Abair Liom - 1 or 2 Activities	Science/ Geography work P107 - 109	Abair Liom - 1 or 2 Activities	
Handwriting - ½ a page	Handwriting - ½ a page	Handwriting - ½ a page	Handwriting - ½ a page	
Additional Activities:	Additional Activities:	Additional Activities:	Additional Activities:	Additional Activities:
Duolingo	Duolingo	Duolingo	Duolingo	Duolingo
RTÉ School Hub	RTÉ School Hub	RTÉ School Hub	RTÉ School Hub	RTÉ School Hub - Friday Quiz

Note: If you have any queries/questions, or wish to send me samples of the children's work you can email me at thirdclassmscox@gmail.com. I would love to hear from you! Take care and stay safe. Ms. Cox

[Mr. McHugh's 3rd Class](#)

Scheme of work for Mr. McHugh's 3rd Class

Dear Parents/Guardians. I hope that you are all continuing to keep safe and healthy. The following is a suggested scheme of work for the next two weeks for your child to work on at home. (**Week 1:** May 18th – May 22nd. **Week 2:** May 25th – May 29th).

Maths:

- Complete the next week in Master Your Maths
- Planet Maths

Week 1 : Symmetry: Pg. 133-137,

Week 2: Area Pg. 138-142

- Figure It out Pg84, Pg89-92 (If you do not have the book, you can access this here:

<https://my.cjfallon.ie/preview/student/1314/88> Enter your name, email and click on parent

- Here are some online games to help you learn more about Symmetry:

<https://www.topmarks.co.uk/symmetry/symmetry-sorting>

<https://www.wartgames.com/themes/math/symmetry.html>

- Here are some online games to help you learn more about Area:

<https://ie.ixl.com/math/class-3>

<https://www.splashlearn.com/area-and-perimeter-games>

English:

- Week 1: 'The Frog Prince' reading Pg110 - 112, Activities Pg113-114

Week 2: 'Clever Rosa' reading Pg 115-117. Activities Pg 118-119

-Dictionary Work: look up the red words from the stories (this can be done online if you do not have your dictionary

at home)

- **Spellings & Sentences:** Folens Spellbound Book C and start with Unit 28. Do 4 spellings a day and put these spellings into sentences. If you do not have the book at home, it can be accessed through the Folens website (**details on how to log in are at the bottom of this scheme of work**).

Gaeilge: Here is a list of vocabulary below to help you with the reading and activities for this chapter.

You do not have to do everything, just try to give it your best shot!

• Abair Liom reading:

Week 1 Pg 142 - Scéal

Week 2 Pg143 - Comhrá

• Q 1-5 Pg 142 + Q1-5 pg 143.

• Fuaimeanna agus Focail: Week 1- Aonad 29

Week 2: Aonad 30

History:

• Unit 16 – Transport – Read Pg 80-84. Activities Pg 85 Questions A-C

Science:

• The Human Body Read Pg 83-87. Activities Pg 87. Small World (If you do not have this book at home you can access it here

<https://my.cifallon.ie/preview/student/4145/85>)

PE: ·There are a range of websites that will help with some PE work at home. These include:

- The Body Coach – Live YouTube lessons at 9am daily.

- Cosmic Kids Yoga

- Go Noodle

- Try to get outside and enjoy the sunny weather as best you can 😊

Tables: Please revise as many as you can. Use the following links to practise:

<https://www.timestables.co.uk/>

<https://www.topmarks.co.uk/maths-games/hit-the-button>

• **Handwriting:** All Write Now – do 2 pages each week.

Art:

□ Your challenge over the next two weeks is to recreate a real-life live form of a famous painting. You can pick a famous artist, such as Banksy, Raphael, Picasso and choose one of their paintings. The following pictures will give you an idea of what to do:

Be as creative and inventive as you can and please email your artwork to me, I can't wait to see what you all come up with!

For those who have access to the internet – I would recommend 'Twinkl', as it is a wonderful online resource for sourcing fun games, activities and worksheets across all subjects and class levels. **To set up a free Twinkl account, go to www.twinkl.ie/offer and enter the code: IRLTWINKLHELPS.**

You can also sign up to Folens for free. This will give you full access to the Planet Maths book we use in class, our handwriting book, English readers, workbooks, and spelling books. **To set up an account on folensonline.ie, select teacher, fill in a username, email and password and for the roll number use the code Prim20.**

I will give you all a call again next week to talk through the work and to answer any queries that you may have. I will also arrange the safe return of schoolbooks from the school book rental scheme during those calls with you.

If you wish to contact me with any queries, please don't hesitate to email me at shanemchugh8@hotmail.com and I would be more than happy to help. Stay safe and hopefully I will see you all soon.

4th Class Suggested Activities
Mrs. Robbins and Ms. Phillips
18/5/20-29/5/20

Email: msrobbins4th@gmail.com

Email: ms.phillips.st.marys@gmail.com

English:

- Reading Zone; If uncompleted, please complete
Unit 23 The Chernobyl Children's International Project
Unit 24 The Golden Harp.

Please complete all activities that you are able to do, to the best of your ability.
Link here if you don't have the book;

<https://www.folensonline.ie/home/library/programmes/rz4thegoldenharp/ebook/>

- **Alternatively:**
[As some children are now finished the Reading Zone book we have chosen a supplementary program called Starlight which can also be found on the Folens website.](#)
Follow this link for the book;
https://www.folensonline.ie/home/library/programmes/starlight_4th_reader/ebook/
(If you have trouble accessing this book please email us for help)

[Starlight Combined Reader 4th Class](#)

[Unit 1 b – Valentina Tereshkova: First Woman in Space](#)

[Unit 2 a – Nanotechnology! It's a Small World](#)

[Please complete all activities that you are able to do, to the best of your ability from either Reading Zone or Starlight.](#)

As we are now finished the spellings from your spelling book, we have supplemented it with another spelling program. Please see attached your set of 16 spellings for each week - do all sentences in your copy.

Spellings and sentences for week 1 - Soft c which makes an "s" sound

Word List							
ice	¹ mice	slice	² since	distance	³ face	cent	⁴ chance
nice	dice	bicycle	pencil	race	space	dance	fence

Spellings and sentences for week 2 – ou sound pattern

Word List							
our	¹ flour	cloud	² proud	couch	³ ground	amount	⁴ fountain
hour	loud	aloud	sound	voucher	around	bounce	mountain

- Handwriting books; If have your Handwriting Book, complete four pages. Otherwise, take a paragraph from your book and practice rewriting it using your cursive handwriting.
- The website www.audible.co.uk is currently offering a range of free audio books for children to download.
- If you have a library card you can access e-books on this website; <https://www.borrowbox.com/>

Maths:

- Planet Maths –Topic 29 - Number Sentences
Link here if don't have book;
<https://www.folensonline.ie/home/library/programmes/planet-maths4/ebook/>
All children complete activities page 176, 177, 178 ., 197 and 180.

If you get all that finished please have a look at; Topic 30 – Word Problems
Complete as much as you can on pages 181, 182, 183, 184 and 185.
- Everyone to complete the next two weeks of their mental Maths book. If you don't have one or have finished your workbook, complete a daily mental Maths challenges here; <https://www.topmarks.co.uk/maths-games/daily10>
- Revise tables - lots of online games such as <https://www.topmarks.co.uk/maths-games/hit-the-button>
- www.topmarks.co.uk has a fantastic selection of games to help you revise the Maths you have learned in 4th Class. Simply type “weight”, “capacity”, “time”, “multiplication”etc into the search bar and there will be a list of games to choose from.

Gaeilge:

- Fuaimeanna agus Focail - Aonad 29 and 30-pages 88 – 93 learn spellings and complete 12 sentences for each unit.
Link here if you don't have the book;
<https://www.folensonline.ie/home/library/programmes/fuaimeannaagusfocail-4thclass/ebook/>
- Selection of Irish games here – <https://www.seideansi.ie/rang-a-tri-se.php>
- Duolingo - <https://www.duolingo.com/course/ga/en/Learn-Irish>
- Children could also practice their Bia vocabulary (pages 22 – 36) link to Abair Liom here for revision <https://www.folensonline.ie/home/library/programmes/abair-liom-4th-class/ebook/>

• **Additional Irish Option:**



Siosúr agus Cíor

An Satharn a bhí ann. Bhí gruaig Liam an-fhada. Fuair Niamh siosúr agus cíor. Shuigh Liam ar stól. Thosaigh Niamh ag obair. Bhí Niamh an-sásta. D'fhéach Liam sa scáthán. Bhí Liam an-sásta freisin.

Cleachtaí

A. Fíor nó Bréagach?

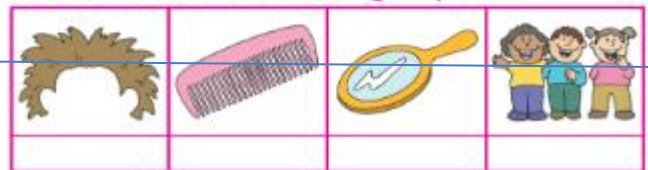
1. An Satharn a bhí ann. Fíor _____
2. Fuair Liam siosúr agus cíor. _____
3. Shuigh Liam ar an urlár. _____
4. D'fhéach Niamh sa scáthán. _____
5. Chuaigh Liam ar scoil ar an Luan. _____



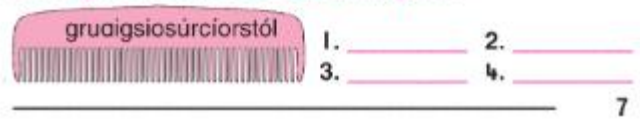
B. Freagair na ceisteanna.

1. Cén lá a bhí ann? An _____
2. Céard a fuair Niamh? Fuair _____
3. Cé a shuigh ar stól? Shuigh _____
4. An raibh Niamh an-sásta? Bhí _____
5. Cé eile a bhí an-sásta? Bhí _____

C. Scríobh an focal ceart faoi gach pictiúr.



D. Faigh 4 fhocal ón scéal ar an gcíor.




Iasc Órga

	
Chuaigh Niamh agus Liam go dtí an siopa peataí. Chonaic siad coinín agus éan.	Chuaigh Niamh agus Liam isteach sa siopa peataí. Cheannaigh Niamh iasc órga.
	
Cheannaigh Niamh babhla agus bia don iasc órga.	Chuaigh Liam agus Niamh abhaile ar an mbus.
	
Chuir Liam uisce sa bhabhla.	Chuir Niamh an t-iasc órga isteach san uisce.

1. Cé a chuaigh go dtí an siopa peataí? Niamh agus Liam
2. Cé a cheannaigh iasc órga? Cheannaigh Niamh
3. Cé a cheannaigh babhla agus bia? Niamh
4. Céard a chuir Liam sa bhabhla? Chuir uisce
5. Céard a chuir Niamh isteach san uisce? Chuir iasc órga

C. Scríobh an focal ceart faoi gach pictiúr.



D. Scríobh 4 fhocal ón scéal leis na litreacha seo.



History

- History Unit; Unit 12, Princess Hase of Japan page 58
 - Read the unit
 - Complete Activities A, B and C on page 61
 - (Additional extra: If you would like, you can write a summary to the story with pictures, write the story in the form of a comic strip, write a selection of Princess

Hase's diary entries, Write some of her father's diary entries, write the story from Princess Terute's point of view.... Use your imagination and surprise us!!)

Geography

Geography Unit: Unit 13; Japan page 78

Read the unit

Complete Activities A and B on page 80

Complete Activities A and B on page 82

(Additional extra; if you wish you can complete a project based on Japan, including interesting facts about the country, their traditions, their lifestyle their food etc. Don't forget to send it to our email address' so we can see it!)

Art

- Lots of possible art ideas based on Japan. Cherry blossoms are always linked to Japan so we have included a few options for you to try.



- Alternatively Japan is famous for origami. Follow one of these videos to try and learn the skill for yourself;

<https://www.youtube.com/watch?v=cZdO2e8K29o>

<https://www.youtube.com/watch?v=RshX97WMWDw>

YouTube has lots of other ideas if you are really enjoying origami

PE

- Enjoy the amazing weather and, if possible, get outside to play as much as you can!
- The Body Coach is still running exercise classes each morning- live at 9am. You can watch them on Youtube at anytime.
- Cosmic Yoga on YouTube or GoNoodle are also lots of fun!

Roots of Empathy (Ms. Phillips class)

Lisa (Charlie's Mum) is still looking for your wishes for baby Charlie. If you have time this week, will you please just send me a quick email telling me your wish for Charlie when he is in 4th Class. Thank you to those who have sent them to me already. They are very sweet. Lisa and Charlie will be delighted when they get them.

IMPORTANT NOTES!!!!!!

School reports will be emailed to parents this year. In order to facilitate this could each parent please email their child's teacher with the address they wish to receive the report to, in June.

The 4th Class teachers would like to return your children's possessions, and take back the school's rental books from you on Friday the 29th of May. We will call you to try and organise a safe and suitable time to facilitate this swap. Please place all books in a sealed bag labeled with your child's name and their rental book number. Thank you in advance for your cooperation.

Try to have fun with your family, baking, cooking, learning a new skill from your parents and try to help them around the house as much as you can! It has been great to see the wonderful pictures of your baking and cooking so far. We are very jealous of all the delicious things ye are making for your families at the moment.

It was fantastic to get to speak to lots of parents and children again over the last fortnight and we are delighted and proud to hear all the great work you are doing. Keep it up! We will be calling you all again soon to hear your updates ad organise swapping our books.

If you have any questions or would like to get in touch our emails are included here. Stay safe everyone! 😊

5th Class – Mrs. Dillon and Mrs. Murphy

Suggested Activities

18th - 29th May 2020

Teacher Email Addresses:

- Mrs. Murphy - mrsmurphy5thclass@gmail.com
- Mrs. Dillon- mrsdillons5thclass@gmail.com

Important Information

1. School Reports: School reports will be sent by email this year so please contact your child's teacher by email requesting the report.
2. Collection of Books/ Return of Book Rental: Please see below the details for **collection** of your child's copies/ workbooks etc and **return of Book Rental Books:**

Teacher	Date	Time
Mrs. Murphy	Friday 29 th May	11am – 1pm
Mrs. Dillon	Friday 29 th May	1:30pm – 3:30pm

- Please ensure that **social distancing** is observed at all times.
- Please **label and number** your own child's books with the correct Book Rental Number

Suggested Activities

English

- Writing - Every day/ second day write a one-page diary entry about what you got up to. We are living through History and this will be great to look back on in the future. Some questions to help you:
 - What did you do today?
 - What did your parents/ siblings do? Anything different to you?
 - Were you talking to any of your classmates? What are they up to?
 - Did you bake/ cook anything? Write out the recipe.
 - How do you feel today?
 - Make a prediction as to when we will be back to school.
 - What will be the first thing you will do once we are back to normality?
 - Watch the news and write down some pieces of information.

Did you watch a movie? Write a review on it,

● Reading

1. Reading Zone: Call of the Sea Unit 29: “The Bay Sentry”

Complete all activities

<https://www.folensonline.ie/home/library/programmes/rz5-callofthesea/ebook/>

2. Continue reading a novel (at least 30 minutes per day). If you don't have a novel at home please tune into the author David Walliam's daily audio story at

<https://www.worldofdavidwalliams.com/elevenses/>.

● Handwriting - Complete 2 pages of your best cursive handwriting. If you don't have the book, re- write a passage from your reading zone or any book into your English copy.

● Spellings: Learn the following spellings (Week 3, pages 8 & 9) and pick any 10 to write sentences or complete some of the activities in the book -

<https://my.cifallon.ie/preview/student/1382/10>

Irish

● Abair Liom: Aonad 14 - Scannáin iontacha, lgh. 100–107 (Complete all activities except F) <https://www.folensonline.ie/home/library/programmes/abair-liom-5th-class/ebook/>.

An Teilifís- Foclóir agus Frásaí (LEARN)

Gaeilge	Béarla
Cad é an ____ is fearr leat?	What is your favourite ____?
Is é ____ an ____ is fearr liom.	____ is my favourite ____.
Cén fáth arb é seo an ____ is fearr leat?	Why is that your favourite ____?
Is é seo an ____ is fearr liom mar ____.	That is my favourite ____ because ____.
Cén sort ____ é?	What sort of ____ is it?
Cé hiad na carachtair?	Who are the characters?
Is iad ____ na carachtair.	____ are the characters.
Cad a úsáideann tú chun ____?	What do you use to ____?
Úsáidim ____ chun ____.	I use ____ to ____.

Gaeilge	Béarla
Cad tá ar siúl?	What is on?
Tá ____ ar siúl.	____ is on.
Múch an teilifís.	Turn off the television.
Cad a cheap tú?	What did you think?
An chuid is fearr a thaitin liom ná ____.	The part I liked best was ____.
Bhí sé i bhfad níos fearr ná ____.	It was far better than ____.
Féachaim ar ____.	I watch ____.
Cé acu is fearr leat, ____ nó ____?	Which do you prefer, ____ or ____?
Is fearr liom ____ mar ____.	I prefer ____ because ____.

Spellings Week 1		Spellings Week 2	
Gaeilge	Béarla	Gaeilge	Béarla
clár (teilifíse)	(television) programme	físeán	video
cartún	cartoon	idirlíon (ar líne)	internet (online)
clár spóirt	sports programme	scannán / scannáin	film / films
clár ceoil	music programme	pictiúrlann	cinema
clár dúlra	nature programme	carachtar	character
sobalchlár	soap opera	laoch	hero
fón (cliste)	(smart) phone	droch-charactar	villain
táibléad	tablet	aisteoir / aisteoirí	actor / actors
ríomhaire	computer	scannán aicsin	action film
ríomhaire glúine	laptop	Scannán greannmhar	comedy film
consól	console	scannán scanrúil	horror film
scáileán (mór)	(big) screen	scannán ficsean eolaíochta	sci-fi film
rialtán	remote control	ceoldráma	musical
cluasáin	headphones	corraitheach	exciting
callairí	speakers	suimiúil	interesting

- Spellings are above: Choose 10 to put into sentences: Mar shampla: Chaill Daithí an **rialtán** agus bhí fearg ar mhamaí.
- If you don't have Abair Liom or can't access it online complete the following comprehension sheets (Lth 9 - 13):
<https://my.cjfallon.ie/preview/student/16879/15>
- **Verbs:** Write "An Aimsir Fháistineach – Briathra Rialta - An Dara Réimniú" - Oscail agus Inis (Abair Liom Lth 104) into your Irish copy/ Complete Lth 104
<https://www.folensonline.ie/home/library/programmes/abair-liom-5th-class/ebook/>.
- TV Shows in Irish: <https://www.tg4.ie/en/player/categories/childrens-tv-shows/>
- Mrs. Dillon's Class Link to Duolingo: <https://www.duolingo.com/o/vjibqr>
- Mrs. Murphy's Class Link to Duolingo: Please go to **join.duolingo.com** and enter the code **RMUAF** when prompted. Please try to work through the assignments on this page. I will track your progress and see your completed assignments.

Maths

- Master Your Maths: Complete the next two weeks. If you don't have the book, you can find it on CJ Fallon - [MyCJFallon](#) (Print off the page or write down the answers in your copy)
- Planet Maths: Topic 25 - Number Sentences (Pg 157 - 161)
- Planet Maths Topic 26: 3D Shapes (Pg 162 - 166) (Some of you may have this chapter completed already; revise by completing the Check up page)
- <https://www.bbc.co.uk/bitesize/topics/zjv39j6/articles/zgqpk2p>
- Tables: Revise all your division tables - <https://www.topmarks.co.uk/maths-games/hit-the-button>

History

- The Great Famine - **Part 2** Unit 17 p.80
<https://my.cjfallon.ie/preview/index/7425/82>
- Read the chapter and complete all activities on p.85 (Choose 1 from Activity D)
- More information can be found here <http://www.askaboutireland.ie/learning-zone/primary-students/subjects/history/history-the-full-story/ireland-in-the-19th-centu/the-great-famine-an-gorta/>

Geography & Science

- Properties and Characteristics of Materials -Unit 18 p.99
<https://my.cjfallon.ie/preview/index/7424/101>
- Read the chapter and complete all activities

Music

- Music Study: Stevie Wonder – Click the link below and complete some of the activities.
<file:///C:/Users/Guest/Downloads/StevieWonderMusicStudyActivitiesandWorksheets.pdf>

Lyric videos: Isn't She Lovely: <https://www.youtube.com/watch?v=IVvkiuEAwgU>

Sir Duke: <https://www.youtube.com/watch?v=KKL6L1Q2NiA>

For Once in my Life: <https://www.youtube.com/watch?v=au-Y8-hknpw>

Superstition: <https://www.youtube.com/watch?v=tXsxvdF481I>


Don't Worry 'Bout a Thing: <https://www.youtube.com/watch?v=e07Ql6mEDWI>

Signed Sealed Delivered:

https://www.youtube.com/results?search_query=stevie+wonder+lyrics+signed+sealed+delivered

Art

- Beach Art: 1. Create a sandcastle using paint/ oil pastels/ markers and/or 2. Create a beach collage using various materials found in your home



- Mrs. Dillon would love to see some of your Artwork uploaded to your Portfolio in Class Dojo - Email her to set you up, if you haven't already done so
- Mrs Murphy's Class can email photos of their artwork to me at the email address below if they wish!

PE

- Joe Wicks aka The Body Coach has launched 10 minute online videos for children called 'PE With Joe'. You can access a video per day on his Youtube channel 'The Body Coach TV'.
- There are also 10 minute workouts available on <https://rtejr.rte.ie/10at10>

Drama

- Re-create a famous painting: Choose a famous portrait painting and re-create it using clothes/props from home. Email your pictures to your teacher.
- Here are some examples:



Religion

- May is the month of Mary. Did you make a May altar in your home last week? If not give it a go this week. Why not go for a walk and collect some wild flowers to decorate your altar.
- Learn the prayer “Hail Mary” as Gaeilge

For Pronunciation: <https://www.youtube.com/watch?v=WSo1hr21PQM&t=54s>

Fáilte an Aingil

Sé do bheatha, a Mhuire,
atá lán de ghrásta,
Tá an Tiarna leat.
Is beannaithe thú idir mná,
Agus is beannaithe toradh do
bhroinne; Íosa.
A Naomh-Mhuire,
a Mháthair Dé,
guigh orainn na peacaigh,
anois, agus ar uair ár mbáis.

Amen.

- Listen to the song Bring Flowers of the rarest:

<https://www.youtube.com/watch?v=Ld4FNjK4IEQ>

SPHE

- Daily guided children’s meditations are available to view here;
<https://insighttimer.com/meditation-topics/kids-meditation>

How to access Folens books online

Parents can follow the steps below to get access:

1. Go to FolensOnline.ie and click register
2. Select Teacher
3. Fill in a username, email and password
4. For Roll Number use the code: Prim20

Twinkl:

- For parents who wish to access extra resources to support their child’s learning, www.twinkl.ie are offering free parent trials for the duration of the Covid-19 school closures.

Mrs. Dillon’s QR Code for Class Dojo



Student instructions:

1. Open ClassDojo app or website: dojo.me
2. Click "Use QR Code", OR tap "I'm a student" on the app
3. Scan DojoCode to join class

Ms. Croghan's Sixth Class - Week beginning Monday 18th May 2020

Hello everyone, hope you are all safe and well.

This week could you do the following:

Maths: Keep working through Master Your Maths (available for free on CJ Fallon website) (If you're finding Master Your Maths 6 too tricky to do by yourself it is ok to do a page from Master Your Maths 5 or 4 instead, just write what book and what page on top of your work)
Happy to see most of you are set up on Mangahigh now, there will be a new set of assignments up for everyone this week. If you haven't e-mailed me for your log in details yet, get in touch as soon as you can. If you cannot do your maths online could you please work through the chapter on **variables** (page 179) Planet Maths (do what you can).
Practice your 4X tables each day.

English: Continue with next story on Reading Zone (Unit 29)

Irish: Cula4 have loads of short cartoons online. Please watch one each day!
If you can get TG4 on your TV tune in at 10:00am Monday-Friday to watch their school programme, Cúla4 ar Scoil.
Duo Lingo is an excellent app to practice your Gaeilge, you can access it on your phone, tablet or computer. A bit of practice every day will make Gaeilge so much easier next year 😊
I know many of you don't have your Abair Liom at home so I have a page of phrases and spellings below for you to learn off. Knowing these will also be a big help next year.

SESE: Small World History (available for free on CJ Fallon website)
Unit 20 – Mary Robinson
Read through this chapter during the **fortnight**, complete activities in copy.
THERE IS A LOT IN THIS CHAPTER, SO YOU HAVE TWO WEEKS TO COMPLETE IT ALL!

Art: Page 109, Part D (4) in small world.

PE: Search "The Body Coach TV" on youtube. He has a series called "P.E. with Joe", try do one episode every day. Get your family involved if you can 😊
https://www.youtube.com/results?search_query=pe+with+joe

Religion: May is the month of Mary, look up pictures of Mary online, try to recreate one yourself and display it in your house.

RTÉ School: Tune into RTÉ 2 each day at 11am to see RTÉ School! If you can't see it live it will be available on RTÉ player later on in the day.

If you want to learn a new skill that will really help you in secondary school, create an account on typing.com and learn how to type on a laptop or computer!

My e-mail is misscroghan@gmail.com, get in touch for your maths log in details or if you need help with any of the work. I will be giving each of you a phone call during the week to see how you are getting on, so talk to you then.

Reports will go out by e-mail this year, so can you please get a **parent** to e-mail me so I'll have an e-mail address to send them to? (if your **parent** has already contacted me by e-mail that's fine)

All the best,
Ms. Croghan

Ms. Croghan's Sixth Class - Week beginning Monday 25th May 2020

This week could you do the following:

Maths: Keep working through Master Your Maths (available for free on CJ Fallon website) (If you're finding Master Your Maths 6 too tricky to do by yourself it is ok to do a page from Master Your Maths 5 or 4 instead, just write what book and what page on top of your work)

MANGAHIGH – new set of assignments. If you cannot do your maths online could you please work through the chapter on **capacity and volume** (page 184) Planet Maths.

Practice your 5X tables each day.

English: Continue with next story on Reading Zone (Unit 30)

Irish: Cula4 have loads of short cartoons online. Please watch one each day!

If you can get TG4 on your TV tune in at 10:00am Monday-Friday to watch their school programme, Cúla4 ar Scoil.

Duo Lingo is an excellent app to practice your Gaeilge, you can access it on your phone, tablet or computer. A bit of practice every day will make Gaeilge so much easier next year 😊

I know many of you don't have your Abair Liom at home so I have a page of phrases and spellings below for you to learn off. Knowing these will also be a big help next year.

SESE: Small World History(available for free on CJ Fallon website)

Unit 13 – Mary Robinson

Read through this chapter during the week, complete activities in copy.

Religion: This week I would like you to write a prayer to Mary, include things you are thankful for and things you would like her to help with.

PE: Search "The Body Coach TV" on youtube. He has a series called "P.E. with Joe", try do one episode every day. Get your family involved if you can 😊

https://www.youtube.com/results?search_query=pe+with+joe

RTÉ School: Tune into RTÉ 2 each day at 11am to see RTÉ School! If you can't see it live it will be available on RTÉ player later on in the day.

If you want to learn a new skill that will really help you in secondary school, create an account on typing.com and learn how to type on a laptop or computer!

My e-mail is misscroghan@gmail.com, get in touch if you need help with any of the work.

All the best,
Ms. Croghan

Phrases to learn

Seachtain 1 (week 1)

Seachtain 2 (week 2)

Gaeilge	Béarla
Cén rang ina bhfuil tú?	Which class are you in?
Tá mé i Rang ____.	I am in ____ Class.
Cad is ainm do do mhúinteoir?	What is your teacher's name?
____ is ainm dó / di.	His / Her name is ____.
Cén scoil ina bhfuil tú?	Which school are you in?
Tá mé i ____ / Tá mé ag freastal ar ____.	I am in ____ / I am attending ____.
Scoil ____ is ea í.	It is a ____ school.
Tá an scoil suite ____.	The school is situated ____.
Níl sé ach ____ nóiméad ó mo theach.	It is only ____ minutes from my house.

Gaeilge	Béarla
Cén sórt áiseanna atá agaibh?	What sort of facilities do you have?
Tá ____ againn.	We have ____.
Cad é an t-ábhar is mó a thaitníonn leat?	What subject do you like the most?
Is é ____ an t-ábhar is mó a thaitníonn liom.	The subject that I like the most is ____.
Conas a théann tú ar scoil gach lá?	How do you go to school every day?
Siúlaim. / Téim ar an mbus. / Faighim síob ó ____.	I walk. / I go on the bus. / I get a lift from ____.
An gcaitheann tú éide scoile?	Do you wear a school uniform?
Caitheann. / Ní chaitheann. Caithim ____.	I do. / I don't. I wear ____.

Seachtain 1

SPELLINGS

Seachtain 2

Gaeilge	Béarla	Gaeilge	Béarla
múinteoir	teacher	scoil mheasctha	mixed school
dalta / daltaí	pupil / pupils	scoil cailíní amháin	girls only school

príomhoide	principal	scoil buachaillí amháin	boys only school
rúnaí	secretary	Béarla	English
feighlí	caretaker	Gaeilge	Irish
seomra ranga	classroom	mata	maths
halla spóirt	sports hall	stair	history
seomra na ríomhairí	computer room	tíreolaíocht	geography
leabharlann	library	eolaíocht	science
oifig	office	corpoideachas	PE
leithreas	toilet	ceol	music
clós	schoolyard	ealaín	art
páirc imeartha	playing field	drámaíocht	drama

[Ms. Browne's 6th Class](#)
Ms. Browne's 6th Class
Classwork Schedule for 18/05/2020 – 29/05/2020

***In order to receive your child's school report, could you please forward on an e-mail address to 6thclassschoolwork@gmail.com.**

Gaeilge:

Abair Liom: Aonad 17 (leathanach 124) – Cleachtadh a dhéanann máistreacht

Read and complete activities on Pages 124 – 126 and 128-129.

***(See accompanying pages for assistance with translation).**

Learn the spellings in **Units 3 & 4 Ceartlitriú 6 (Pages 7-14).**

Complete all activities in these units (Pages 7-14).

***(See accompanying pages for assistance with translation).**

English:

Read and complete the questions on the four accompanying comprehension worksheets.

English Spellings: Units 6 & 8 ***(See accompanying worksheets for list of spellings and complete activities 1-10 only). Learn the list words for spellings – not the revision words).**

***(See accompanying pages).**

Maths:

Master Your Maths 6: Complete **Weeks 21 & 22 Monday – Friday (Pages 46,47,86) and (Pages 48,49,87).**

Revise 6 times division tables.

Planet Maths: Topic 24: Using Percentages - Pages 150-154

Topic 30: Capacity and Volume – Pages 184-188

History:

Unit 15: World War 2 – Small World Pages 80-85

Read and complete questions 1-3 on Page 81 and complete activities A and B on Page 85.

Science:

Unit 17: Magnetism – Small World Pages 94-98

Read and complete questions 1-5 on Page 96 and Q. A 1-5 on Page 98.

*Should you have any queries regarding the above work, or if additional work is required, e-mail: 6thclassschoolwork@gmail.com.

Abair Liom – Page 124

Cleachtadh a dhéanann máistreacht = Practice makes perfect

Comórtas Leadóige Wimbledon = Wimbledon Tennis Competition

An Tour de France = The Tour de France

Corn an Domhain = The World Cup

Na Cluichí Oilimpeacha = The Olympic Games

Abair Liom – Page 125

A. Wimbledon

There is a tennis competition in Wimbledon, London each Summer. Players from all over the world take part. Thousands of people go to Wimbledon to watch the games. A lot of them eat strawberries and cream – a big tradition at the competition in Wimbledon.

The Tour de France

The Tour de France is a cycling competition. The cyclists go on road trips around France. The course changes each year. The 1998 tour began in Ireland. The cyclist in the lead wears a yellow jersey. The Irishman Stephen Roche won the race in 1987.

The World Cup

The World Cup is a big soccer competition. It takes place in different countries every four years. 32 teams take part in it. Brazil have won it five times to date, more than any other country. In the year 1990, Ireland got to the quarter final in the competition and the people of Ireland were delighted.

The Olympic Games

Similar to The World Cup, the Olympic Games are held in different countries every four years. Athletes take part in various competitions. They win gold, silver and bronze medals. Ireland first took part in the games in 1924. Since then, we have won 31 medals – in athletics, in swimming, in boxing, in rowing, in sailing and in horse riding.

Abair Liom – Page 125 (continued)

B.

1. Where is the tennis competition on each Summer?
2. What food do people traditionally eat at Wimbledon?
3. What type of competition is The Tour de France?
4. What does the leading cyclist wear in The Tour de France?
5. How often is The World Cup on?
6. In which year did Ireland reach the quarter final in The World Cup?
7. What do the athletes win in The Olympic Games?
8. Name five sports competitions in The Olympic Games?
9. Out of these four big competitions, which one do you think, is the biggest?

Abair Liom – Page 126

Comhrá = A conversation

David: Hi Seán. Did you see the race last night?

Seán: What race?

David: Ah, Seán! Sarah Kennedy was running in the 400m race in the World Championship. It was a semi-final.

Seán: Oh, I forgot about it, I was practising my free kicks.

David: You and your football!

Seán: Listen, practice makes perfect! Anyway, did she win?

David: She won second place. It was a great race. I was engrossed in it.

Seán: I hope that she wins in the final. Do you think she has a chance?

David: A good chance. She is a wonderful runner.

Seán: Without doubt!

David: Watch it the next time. It will be on tomorrow at eight.

Seán: Certainly! I am looking forward to it!

Abair Liom – Page 126(continued)

D. Is reathaí iontach í = She is a wonderful runner

Reathaí = a runner

Imreoir = a player

Peileadóir = a footballer

Ceoltóir = a musician

Aisteoir = an actor

Rothaí = a cyclist

1. He won first place in the Tour de France. He is a wonderful _____.
2. I was at the concert at the weekend. She is a wonderful _____.
3. Did you see the football final? Seán played well. He is a wonderful _____.
4. An American woman won the tennis competition. She is a _____.
5. I enjoy Anna White in the film Rock n' Roll School. She is a _____.
6. Michal is a _____ . I hope he wins in the race tomorrow.

Abair Liom – Page 128

G. Briathra: The verb – to be

An Aimsir Chaite (Past Tense)

Bhí mé = I was

Bhí tú = You were

Bhí sé/sí = He/She was

Bhíomar = We were

Bhí sibh = Ye were

Bhí siad = They were

An raibh _____? = Was _____ / Did _____?

Bhí ____/Ní raibh ____ = ____ was/____ was not.

Abair Liom – Page 128(continued)

An Aimsir Láithreach (Present Tense)

Bím = I am

Bíonn tú = You are

Bíonn sé/sí = He/She is

Bímid = We are

Bíonn sibh = Ye are

Bíonn siad = They are

An mbíonn ____? = Is ____?

Bíonn ____/Ní bhíonn ____ = ____ is/____ is not

An Aimsir Fháistineach (Future Tense)

Beidh mé = I will be

Beidh tú = You will be

Beidh sé/sí = He/She will be

Beimid = We will be

Beidh sibh = Ye will be

Beidh siad = They will be

An mbeidh ____? = Will ____ be ____?

Beidh ____/Ní bheidh ____ = ____ will be/____ will not be.

1. He will be playing in the semi-final tomorrow.
2. I will be going to the concert this month.
3. They will be playing in the final this Saturday.
4. Did Kerry win the game last Sunday?
5. We were in the lead in the game yesterday after ten minutes.

Abair Liom – Page 128(continued)

6. Usually, I am training each Wednesday.
7. The Olympic Games are not on every year.
8. She was not at the tennis competition yesterday because she was sick.
9. Will Grandad be going to the game in Croke Park tomorrow?
10. Are there strawberries and cream to be had at Wimbledon every year?

Abair Liom – Page 129

H. Gramadach:An forainm réamhfhoclach “as” = Grammar: the preposition “out of”.

1. I let a laugh out of me when I won the race.
2. I am very proud of ye. Ye did your best.

3. I am sorry for frightening you.
4. She took out the new shoes to try them out.
5. Mam was frightened when she saw smoke in the kitchen.
6. She is a wonderful player and everyone is very proud of her.
7. We let a laugh out of us when we won the game.
8. Seán went to the final and he really enjoyed it.

What frightened each person?

Zombie = zombáí

Spider = damhán alla

Thunder & lightning = toirneach agus tintreach

Mouse = luch

1. What frightened Seán? A spider frightened Seán.
2. What frightened Síofra? A zombie frightened Síofra.
3. What frightened the dog? The thunder and lightning frightened the dog.
4. What frightened Liam and Magda? A mouse frightened Liam and Magda.

Ceartlitriú 6 – Aonad a Trí – Leathanach a Seacht

An Luan

traein = a train

carráiste = a carriage

ardán = a platform

An Mháirt

stáisiún = a station

an bhean óg = the young woman

an seanfhear = the old man

An Chéadaoin

ag taisteal = travelling

ag féachaint = watching/looking at

fearg = angry

An Déardaoin

ionadh = wonder/surprise

shuigh sé = he sat

thosaigh sé = he started

E. Leathanach 9 – Scríobh na focail atá trína chéile anseo = Write out the jumbled up words
e.g anitre – traein

Cearltiriú 6 – Aonad a Ceathair – Leathanach 10

An Luan

clár teilifíse = a t.v. programme

stiúideo – a studio

cór= a choir

An Mháirt

cuireadh= an invitation

moltóirí = judges

ardmharcanna = high marks

An Chéadaoin

sceitimíní = excited

bród = pride

ag cur allais = sweating

An Déardaoin

Ag canadh = singing

léigh sí = she read

d'éist sí = she listened

A. Leathanach 11 – Scríobh agus faigh sa chuardach focal iad = Find the words in the wordsearch and then fill in the blanks using those words.

Trasna = across


síos = down

fiar = diagonally



3 An Stáisiún Traenach

Sa Bhaile



Tá siad ag taisteal ar an traein.



ionadh



fearg

Shuigh sé síos agus thosaigh sé ag léamh.



carráiste a haon














carráiste a dó



ag féachaint

Féach agus abair	Scríobh anois	Scríobh arís	(✓) nó (x)
traein			<input type="checkbox"/>
carráiste			<input type="checkbox"/>
ardán			<input type="checkbox"/>
stáisiún			<input type="checkbox"/>
an bhean óg			<input type="checkbox"/>
an seanfhear			<input type="checkbox"/>
ag taisteal			<input type="checkbox"/>
ag féachaint			<input type="checkbox"/>
fearg			<input type="checkbox"/>
ionadh			<input type="checkbox"/>
shuigh sé			<input type="checkbox"/>
thosaigh sé			<input type="checkbox"/>

A Lión na bearnaí.

- (a) Tá an _____ dubh le daoine. 
- (b) Tá _____ a haon lán le daoine. 
- (c) Tá na daoine ag fanacht ar an _____. 
- (d) Tá an _____ ina suí in aice leis an tseanbhean. 
- (e) Tá an _____ ina sheasamh. Tá an fear óg ina shuí. 
- (f) Tá na daoine ar an _____ ag fanacht don traein. 
- (g) Tá an fear ag _____ ar an ticéad. 
- (h) Tá _____ ar an mbean óg. 
- (i) Tá _____ ar an mbuachaill. 
- (j) _____ an bhean óg síos ach sheas an seanfhear. 
- (k) _____ an seanfhear ag léamh ach níor _____ an bhean óg ag léamh. 

B Lión na bearnaí.

Shuigh nó níor shuigh Thosaigh nó níor thosaigh
 an bhean óg nó an seanfhear



- (a) Shuigh an seanfhear ar an gcathóir.
- (b) _____ ag ithe.
- (c) _____ ag rince.
- (d) _____ ar an ardán.
- (e) _____ ag rith.
- (f) _____ ag léamh.
- (g) _____ ar an mbord.
- (h) _____ ag scríobh.

C Líon na bearnaí.

ag taisteal nó ag féachaint

- (a) Bhí na páistí _____ ar an teilifís.
- (b) Bhí an múinteoir _____ ar na cóipleabhair.
- (c) Chuaigh Marco Polo _____ go dtí an tSín.
- (d) Bhí an bhean óg _____ ar an seanfhear.
- (e) Chuaigh Cristóir Columbus _____ go Meiriceá.
- (f) Bhí an cigire _____ ar an ticéad.
- (g) Bhí an seanfhear _____ ar an traein go Corcaigh.
- (h) Chuaigh Oisín _____ go dtí Tír na nÓg.











D Scríobh na litreacha atá in easnamh.

- (a) st _ s _ n
 _ ái _ ú
 s _ s _ n
- (b) c _ rrá s _
 _ rá s _
 _ rá _ e
- (c) i _ n _ h
 _ n _
 _ _ h

E Scríobh na focail atá trína chéile anseo.

- | | | | |
|------------|---------|---------------|---------|
| (a) anitre | t _____ | (d) úsisáin | s _____ |
| (b) dnoiah | i _____ | (e) rnaód | a _____ |
| (c) aefrg | f _____ | (f) átsiracer | c _____ |

F Críochnaigh an scéal.

An Samhradh a bhí ann agus bhí Colm ag dul go dtí an Ghaeltacht ar an . Nuair a shroich sé an  t-_____, bhí  _____ ar Cholm faoin méid daoine a bhí ar an  _____, Chonaic sé  _____ ag dul ar an  _____ go Corcaigh agus slua páistí eile ag dul go Gaillimh. Léim sé ar  h _____ a dó agus fuair sé suíochán. Tar éis tamaill, thosaigh sé ag  _____ sé ag léamh. an fhuinneog. Bhí áthas ar Cholm go raibh sé  _____ ar an  _____ go dtí an Ghaeltacht.



Sa Stiúideo Teilifíse

Stiúideo Teilifíse



sceitimíní



bród



ag cur allais



clár teilifíse



léigh sí


cuireadh

Féach agus abair	Scríobh anois	Scríobh arís	(✓) nó (X)
clár teilifíse			<input type="checkbox"/>
stiúideo			<input type="checkbox"/>
cór			<input type="checkbox"/>
cuireadh			<input type="checkbox"/>
moltóirí			<input type="checkbox"/>
ardmharcanna			<input type="checkbox"/>
sceitimíní			<input type="checkbox"/>
bród			<input type="checkbox"/>
ag cur allais			<input type="checkbox"/>
ag canadh			<input type="checkbox"/>
léigh sí			<input type="checkbox"/>
d'éist sé			<input type="checkbox"/>

C Lón na bearnaí.

léigh nó níor léigh

d'éist nó níor éist



- (a) _____ an buachaill an leabhar.
 (b) _____ an cailín le ceol.
 (c) _____ an buachaill leis an múinteoir.
 (d) _____ an cailín an litir.
 (e) _____ na moltóirí leis an gcór.
 (f) _____ an múinteoir an litir.
 (g) _____ an buachaill an leabhar.
 (h) _____ an cailín lena mamaí.

D Críochnaigh an scéal.

Comórtas Amhráin

Bhí comórtas amhráin ar siúl cúpla seachtain ó shin. Fuair _____ na scoile ó na . Tháinig fear an phoist le . Fuair siad ó TG4 dul go dtí an stiúideo teilifíse mar bhí comórtas eile á chur ar siúl acu! Chleachtaigh siad go dian. Bhí siad ag gach lá tar éis na scoile. Tháinig an lá agus chuaigh siad go dtí an s _____ t _____. Bhí ceamaraí agus soilse sa stiúideo. Thosaigh an . Bhí ar na páistí. Bhí sé te sa agus bhí na páistí ag _____ Chan siad dhá amhrán. Ansin chuaigh na go dtí seomra speisialta. Nuair a tháinig siad ar ais, na páistí leo go cúramach. Bhí faighte acu arís! Bhuaigh siad! Bhí ar an múinteoir. Chuaigh gach duine abhaile go sona sásta.

Súil Siar A

A Féach ar na pictiúir.



- (a) Chuaigh Daidí agus na páistí go dtí an _____
sa bhaile mór. Bhí sé a hocht a chlog agus bhí tuirse ar na páistí.
- (b) _____ Peadar go dtí an _____ agus
_____ Ciara go dtí an _____.
- (c) Cheannaigh Dónal úlla agus oráistí ag an _____
Daidí agus Maitiú go dtí an _____.
- (d) Cheannaigh Daidí agus Maitiú c _____ ag an stalla glasraí.
Thug Daidí an t- _____ don bhean ag an stalla.
- (e) _____ Ciara _____ ag an stalla feola.
- (f) _____ gach duine abhaile. Bhí _____ agus ceapaire le
c _____ agus liamhás acu.

B Cuir na litreacha san ord ceart.

scannán liamhás carráiste ochtar cuireadh anraith

- (a) a t o h c r _____

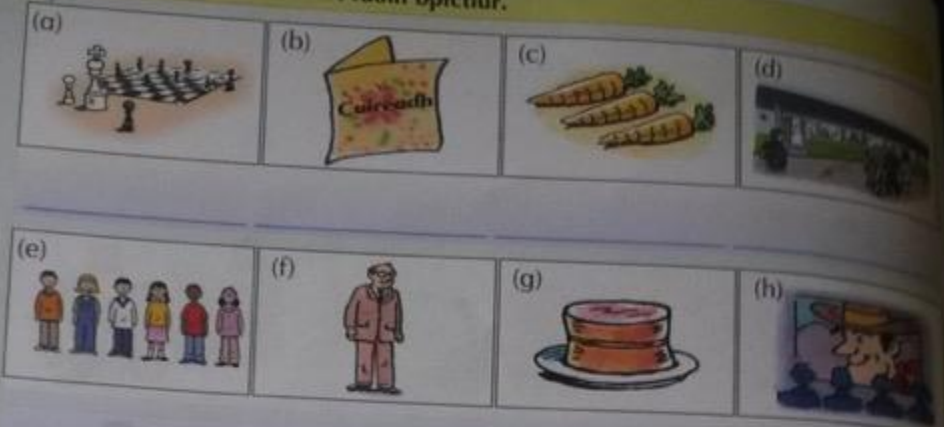
- (b) a á s n c n n _____

- (c) r h a n t i a _____

- (d) á h a l m i s _____

- (e) s r c á a i t e r _____
c _____
- (f) e a r c h i u d _____
c _____

C Scríobh an focal ceart faoin bpictiúr.



D Scríobh an focal ceart.

- (a) Chleachtaigh _____ na scoile gach lá.
- (b) Fuair siad _____ ó na _____
- (c) _____ an múinteoir an litir do na páistí.
- (d) _____ a bhí ann ó TG4 chun cúpla amhrán a chanadh ar an teilifís i gcomórtas na tíre!
- (e) Chuaigh an _____ go dtí an _____
- (f) Bhí _____ ar na páistí.
- (g) Bhí cúig chór eile ag _____ ar an gclár freisin, agus bhí corn mór agus duais de mhíle euro don cór ab fhearr sa tír.
- (h) Thosaigh an _____ ar a naoi a chlog.
- (i) Chuaigh na _____ go dtí seomra speisialta.
- (j) Bhí gach duine ag _____ mar bhí sé te.
- (k) Bhí _____ an domhain ar na páistí go léir.

E Cuir an litir cheart i ngach bosca.

ag canadh stáisiún sceitimíní carráiste

(a)	<input type="text"/>	(c)	<input type="text"/>
(b)	<input type="text"/>	(d)	<input type="text"/>

Notre Dame

Notre Dame is a famous cathedral in the centre of Paris, France. Tourists from all over the world come to see its beautiful mediaeval architecture. Some of the more adventurous ones climb the spiral staircase to view the city from one of its massive twin bell towers. The cathedral has wonderful stained glass windows, statues and carved gargoyles, which decorate the exterior stonework.


The full name of the cathedral is **Notre Dame de Paris** (Our Lady of Paris). Cathedrals are churches used by bishops. In the Middle Ages, they tended to be built on a huge scale. Every stone that makes up the structure of Notre Dame had to be hand-carved by skilled stonemasons. Construction began in 1163, and as it is so enormous it was not completed until around 1345. Since then, it has been the traditional venue for the marriages, coronations and funerals of French royalty. Napoleon Bonaparte crowned himself Emperor of France in Notre Dame in 1804.

Many of the statues, paintings and wooden carvings inside the cathedral are centuries old. Much of the floor is paved with memorial stones of long-dead Parisians as it was common practice long ago to bury the dead inside the cathedral.

Notre Dame has had its fair share of excitement over the years. Rioting crowds did terrible damage to the statues and stonework during the French Revolution that began in 1789. In fact, the building was in such a poor state of repair by the early 1800s that it was very nearly demolished.

Victor Hugo was the most popular writer in France at the time and he had a real affection for the old cathedral. He decided to make it the scene for his most successful book, *The Hunchback of Notre Dame*, published in 1831. The novel tells the story of how Quasimodo (a poor, deaf hunchback) saves a beautiful gypsy girl called Esmerelda from bad people. The novel was an instant success and made Notre Dame famous once again. Hugo's plan succeeded. The building was spared, restored and remains to this day one of the most famous landmarks in Paris. ■

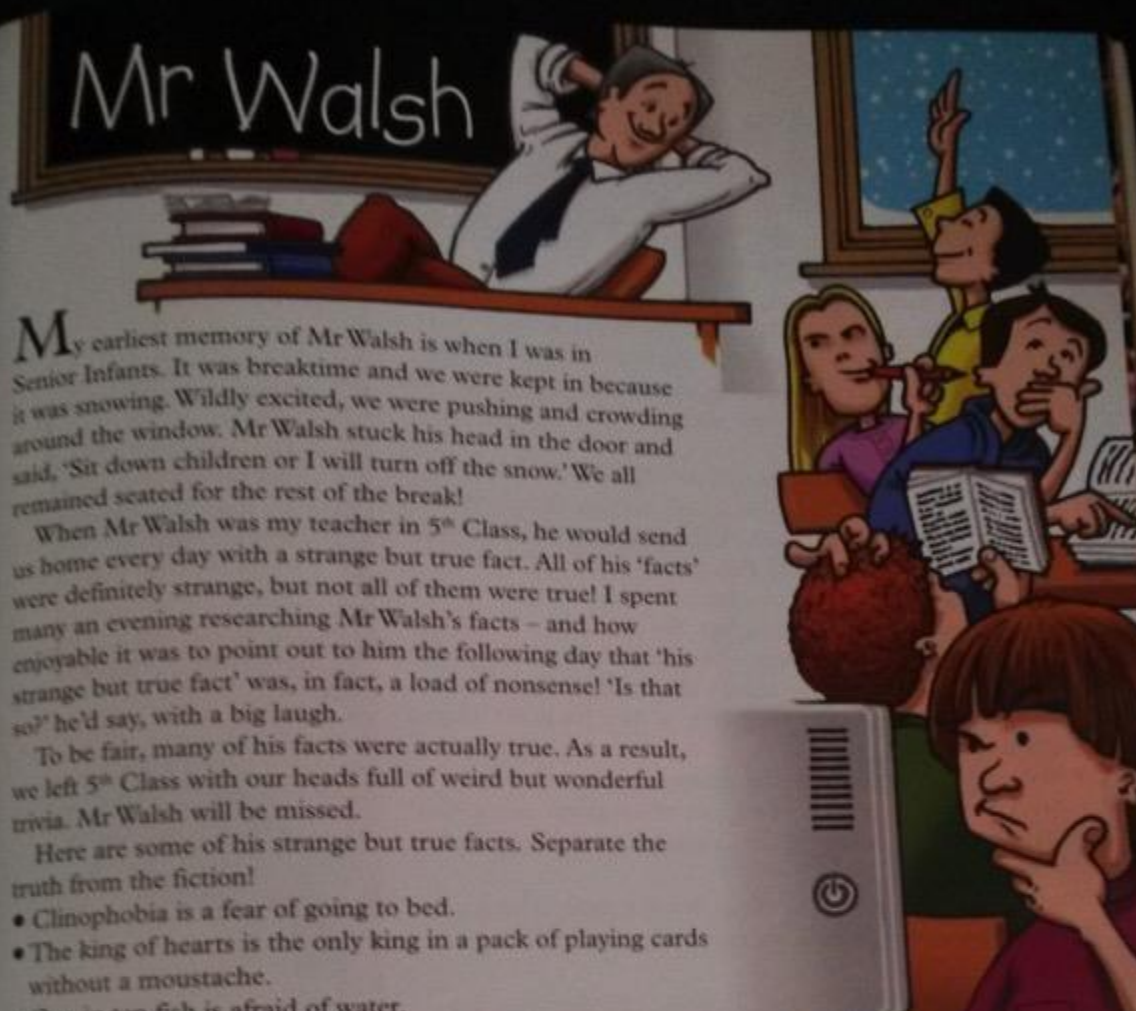
Notre Dame cathedral,
with its famous gargoyles



CHECK-UP

- 1 In what city is Notre Dame cathedral?
- 2 What does its full title mean in English?
- 3 How long did it take to build? Why?
- 4 How do we know that it was regarded as an important place all through its history?
- 5 Name the deaf hunchback who saved Esmerelda from bad people.

Mr Walsh



My earliest memory of Mr Walsh is when I was in Senior Infants. It was breaktime and we were kept in because it was snowing. Wildly excited, we were pushing and crowding around the window. Mr Walsh stuck his head in the door and said, 'Sit down children or I will turn off the snow.' We all remained seated for the rest of the break!

When Mr Walsh was my teacher in 5th Class, he would send us home every day with a strange but true fact. All of his 'facts' were definitely strange, but not all of them were true! I spent many an evening researching Mr Walsh's facts – and how enjoyable it was to point out to him the following day that 'his strange but true fact' was, in fact, a load of nonsense! 'Is that so?' he'd say, with a big laugh.

To be fair, many of his facts were actually true. As a result, we left 5th Class with our heads full of weird but wonderful trivia. Mr Walsh will be missed.

Here are some of his strange but true facts. Separate the truth from the fiction!

- Clinophobia is a fear of going to bed.
- The king of hearts is the only king in a pack of playing cards without a moustache.
- One in ten fish is afraid of water.
- The woman shown in the *Mona Lisa* has no eyebrows as shaving them off was fashionable in Italy during the Renaissance.
- A group of geese on the ground is called a gaggle. However, when in the air, they are called a skein.
- The rhesus monkey is the only animal that can be taught to hum a tune.
- A jiffy is actually 1/100 of a second.
- The names of Popeye's four nephews are Pipeye, Peepeye, Pupeye and Poopeye.
- The Mongolian pony is the only animal, other than an adult elephant, capable of fending off attack from a healthy adult tiger.
- There are more than 10 million bricks in the Empire State Building in New York. ■

CHECK-UP

- 1 For what will Mr Walsh be best remembered?
- 2 What is the narrator's earliest memory of Mr Walsh?
- 3 Did the children want the snow to stop? Explain.
- 4 What was 'strange' about Mr Walsh's 'strange but true' facts?
- 5 In what way was this an effective method of teaching?

'Help! I Can't Remember...

Students have always used memory aids (mnemonics) to remember facts, phrases, lists, rules, confusing spellings and difficult dates. Here are a few that you might find helpful.

- **i before e except after c:** This well-known spelling tip helps with the letter order in tricky words like receive, believe, fierce, deceive, etc.
- **Great Big Hungry Elephants Nearly Consumed Panama:** This mnemonic will help you list off the seven countries of Central America: Guatemala, Belize, Honduras, El Salvador, Nicaragua, Costa Rica and Panama.

Sometimes, taking a visual clue from the 'look' or spelling of a word can help you remember a fact. For example:

- **Camels have either one or two humps, but which is which?**
Bactrian camels have two humps like the **B** in Bactrian.
Dromedary camels have one hump so their backs are shaped like the **D** in their name.
- **Stalactites and stalagmites are mineral columns that form in caves, but which grows upward and which grows downward?**
Stalactites grow down from the ceiling. Stalagmites grow up from the ground.

Often we know the names of things, but the order is hard to get right! Nonsense phrases and funny rhymes can help. For example:

- **Order of the planets: My Very Educated Mother Just Sent Us Nowhere: Mercury, Venus, Earth, Mars, Jupiter, Saturn, Neptune.** (Pluto has recently been downgraded.)
- **The six wives of Henry VIII in the correct order: All Boys Should Consume Hot Pizzas: Catherine of Aragon, Anne Boleyn, Jane Seymour, Anne of Cleves, Catherine Howard, Catherine Parr.**

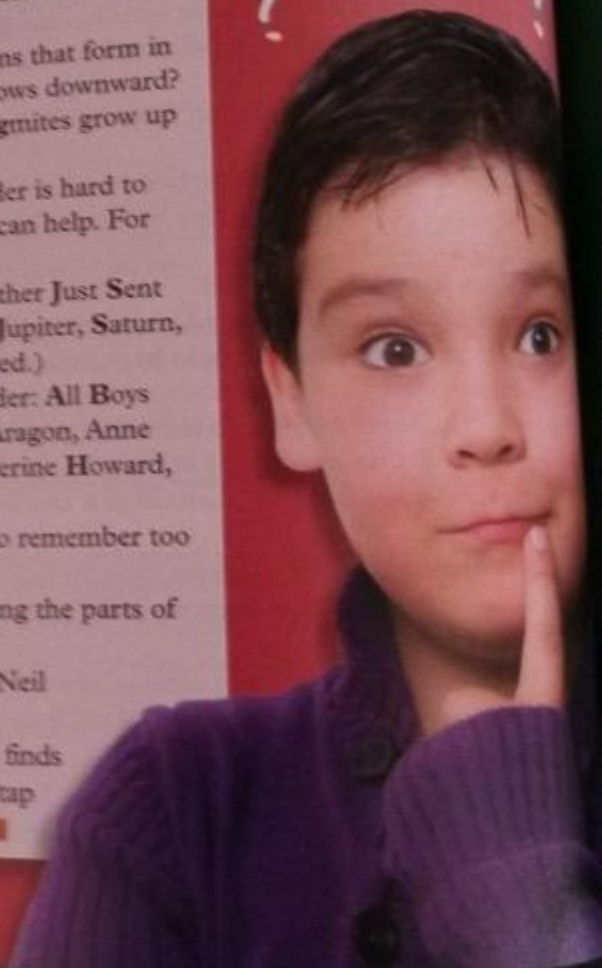
Acronyms are also very useful, if you don't try to remember too many! For example:

- **PEN:** This is the simplest way of remembering the parts of the atom - proton, electron, neutron.
- **ABC:** The names of the crew of *Apollo 11* - Neil Armstrong, Buzz Aldrin, Michael Collins.

And, finally, a memory tip that every DIY expert finds useful when faced with a screw that is stuck or a tap that will not turn: **righty-tighty, lefty-loosey.** ■

CHECK-UP

- 1 Name the countries of Central America.
- 2 Name the eight planets in the correct order.
- 3 Does a bactrian camel have one or two humps?
- 4 Do stalactites grow upward or downward?
- 5 Name the three crew of *Apollo 11*.



Sam's Profile

Birthday 21st of August

Favourite colour Blue

Favourite food Pizza

Interests Rock music, electric guitar, swimming, Waterford hurling team supporter, reading

Friends



Jack Collopy



Ben Cahillan



Gerry Breen



Angela Donoghue



Tracy Phelan



Amanda Cooney



Patrick Byrne



Helmut Hoffbecker



Gary Keene



Derek Rafferty



Brian Robson



Ali Jilazai

Messages

1 Friday 5 May

Hey, anybody fancy going down to the pool tomorrow? We could all meet up about 2.30.

✓ Gerry, Derek and Amanda like this.

2 Saturday 6 May

We had a ball in the pool. The new water slide is amazing! You should have heard Derek screaming his head off as he went down the first time!

1 comment from **Derek**: I wasn't screaming! It was more of a shout ... honest.

1 comment from **Amanda**: Yeah right, Derek! We all believe you.

✓ Jack, Ben, Angela, Helmut and Brian like this.

3 Sunday 7 May

Homework finished! I murdered those maths problems. Quick question: Do we have to have that essay in for tomorrow?

1 comment from **Patrick**: Yes. Ms McCarthy said she'd give us detention if we didn't.

Reply Oops! It seems I'm not finished my homework after all. Thanks Pat.

4 Wednesday 10 May

You remember Ms McKay said we could put together an end of year show? How about we get a band together? I can do guitar. Brian and Ali are good on keyboards and Ben still has that set of drums in his garage. All we need is someone for vocals ... anyone interested?

1 comment from **Gary**: I don't mind doing one song, maybe two.

1 comment from **Jack**: I can do a couple as well.

1 comment from **Helmut**: I play the saxophone. I will play if you like.

1 comment from **Ben**: Rehearsals in my garage this Saturday!

✓ 12 people like this.

CHECK-UP

- 1 What is Sam's favourite food?
- 2 How many friends does Sam have on Facetube?
- 3 One of his friends is originally from Germany. Which friend do you think it is?
- 4 Does Sam have any other friends whose family might have come from abroad?
- 5 Who saved Sam from trouble in school? How?

-ence, -ance

CROSSWORD

3. Use list words to solve the crossword.

Across

- 1. Real and touchable.
- 7. The absence of sound.
- 8. The state of being away.
- 9. Somebody irritating.
- 12. A useful or helpful device or situation.
- 15. Knowledge or skill acquired.
- 19. Way in.
- 20. Matter or material.
- 21. Sense of right and wrong.
- 22. State of being unlike others.

Down

- 2. Freedom from control.
- 3. Way somebody looks.
- 4. Equilibrium.
- 5. Spectators.
- 6. Help.
- 10. The possibility of something happening.
- 11. Opposite of rejection.
- 13. Somebody with outstanding talent.
- 14. Capacity for waiting.
- 16. Example.
- 17. Begin.
- 18. Length between two things.



Adding Endings

4. (a) Write the list word made from each base word.
 (b) Add the suffixes 's', 'ed', 'ing' or 'ly' to each base word to make new words.

List Word	Base Word	New Words
(i)	silent	
(ii)	distant	
(iii)	appear	
(iv)	different	
(v)	convenient	
(vi)	patient	
(vii)	absent	

Unit 6

List Words

- difference
- silence
- commence
- absence
- independence
- patience
- conscience
- audience
- convenience
- experience
- chance
- balance
- distance
- appearance
- acceptance
- entrance
- substance
- instance
- assistance
- nuisance
- physical
- genius

Unjumbled Words

5. Unjumble the pairs of the list or revision words.

- (a) eeeeeoolixmpncnns
- (b) sssxbttrncyuael
- (c) eiaulablpcishtys
- (d) aieaeewlbdmrcrcvr
- (e) uiaeeondnsncwt

..... +
 +
 +
 +
 +

Sentences

6. Add the prefix 'in' to each of these words and write each new word in a sentence.

difference
 experience
 convenience

(a)

(b)

(c)

Revision Words


- monsoon
- tablespoon
- screwdriver
- wound
- youth
- coupon
- suitable
- pursuit
- sixty
- Africa

Word Hunt

7. Which list or revision word(s) ...

- (a) is a continent?
- (b) is a homonym?
- (c) is a tool?
- (d) are adjectives?
- (e) have five vowels?

Word search




8. Find the list and revision words in the word search.

- | | |
|--------------|------------|
| difference | silence |
| commence | absence |
| independence | patience |
| conscience | audience |
| convenience | experience |
| chance | balance |
| distance | appearance |
| acceptance | entrance |
| substance | instance |
| assistance | nuisance |
| physical | genius |
| monsoon | tablespoon |
| screwdriver | wound |
| youth | coupon |
| suitable | pursuit |
| sixty | Africa |

Word Worm Anagram

9. (a) Circle each list or revision word you can find in the word worm.
- (b) Write the list or revision word you can make by unjumbling the remaining letters.



Alphabetical Order

10. Write the revision words in alphabetical order.
- | | |
|-----------|-----------|
| (a) | (b) |
| (c) | (d) |
| (e) | (f) |
| (g) | (h) |
| (i) | (j) |

Additional activities

11. (a) Write a meaningful sentence containing each list word.
- (b) Write the list words in alphabetical order.
- (c) Write a paragraph containing ten list or revision words.

air-, aer-, aero-, super-

CROSSWORD

3. Use list words to solve the crossword.

Across

1. Paint spraying device.
3. Possible but as yet not actual.
6. Beyond human capability.
8. Metal rod for radio waves.
9. Without depth of character.
10. Spray can.
11. Stunt flying.
12. Landing field.
14. Lay something over something.
16. Transport of supplies by air.
17. Take over from.
18. Impermeable by air.
19. A runway.
20. Organisation providing a regular passenger air service.
21. Flying vehicle with wings.

Down

2. Manager.
4. Mail sent by air.
5. Space above territory.
7. Fitness exercises.
8. Carried by air.
13. Rank things according to importance.
15. Higher in quality.

Prefixes

The prefixes 'air', 'aer', and 'aero' all mean 'air'.
 'Super' means placed above or over.
 'Air' and 'super' are of Latin origin. 'Aer' and 'aero' originated in Greece.

4. Complete the table below. A dictionary may be useful.

Prefix	List Word	Origin	Definition
(a)			transport by air
(b)	aerial		
(c)	aerodrome		
(d)	airline		
(e)			replace something less efficient
(f)	aerosol		
(g)	aerobics		
(h)			being near the surface

Unit 8

List Words

- airbrush
- airstrip
- airlift
- airline
- airtight
- airborne
- airmail
- airspace
- aerial
- aerobatics
- aeroplane
- aerodrome
- aerobics
- aerosol
- supersede
- superficial
- superhuman
- superimpose
- superintendent
- superior
- prioritise
- potential

Secret Words

5. Find the secret words.

- (a) Change 'ise' to 'y' in 'prioritise'.
- (b) Change 'eye' to 'hind' in 'eyesight'.
- (c) Change 'super' to 'in' in 'superhuman'.
- (d) Change 'aero' to 'syn' in 'aerodrome'.
- (e) Change 'while' to 'less' in 'worthwhile'.
- (f) Change 'copy' to 'up' in 'copyright'.
- (g) Change 'aer' to 'spec' to 'aerial'.
- (h) Change 'pro' to 'ana' in 'program'.

Nouns and Adjectives

Remember: Nouns are naming words; e.g. the airline.
Adjectives describe nouns; e.g. airline food.

6. Underline the list or revision words in these sentences and classify them as nouns or adjectives.

- (a) Airborne bacteria can cause contamination, so keep this product in an airtight container.
- (b) It would be worthwhile obtaining the copyright for that book.
- (c) It took a superhuman effort to organise the airlift and fly the children to safety from the war zone.

Nouns	Adjectives

Revision Words

- toothache
- eyesight
- guidelines
- whiteboard
- copyright
- worthwhile
- spreadsheet
- therefore
- computer
- program

Compound Words

7. Add a word to make these words into compound words from the list or revision words.

- (a)ache
- (b)space
- (c)impose
- (d)plane
- (e)borne
- (f)board
- (g)lines
- (h)strip
- (i)human
- (j)while
- (k)fore
- (l)tight

Word search



8. Find the list and revision words in the word search.

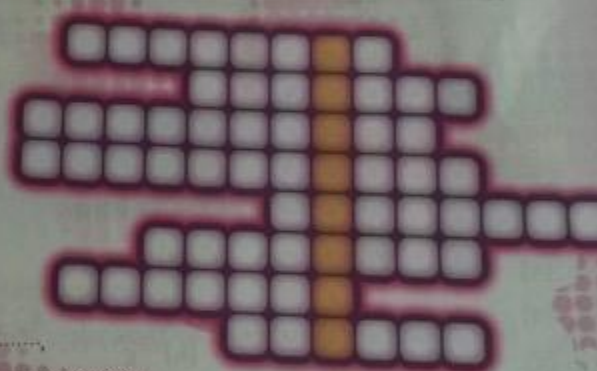
- | | |
|-------------|----------------|
| airbrush | airstrip |
| airlift | airline |
| airtight | airborne |
| airmail | airspace |
| aerial | aeroplane |
| aerodrome | aerobatics |
| aerosol | supersede |
| superficial | superhuman |
| superimpose | superintendent |
| superior | prioritise |
| potential | toothache |
| eyesight | guidelines |
| whiteboard | copyright |
| worthwhile | spreadsheet |
| therefore | computer |
| program | aerobics |

Word Patch

9. (a) Write these 'air', 'aer', 'aero' and 'super' words in the correct place in the puzzle to find the hidden list or revision word.

- | | |
|-------------|------------|
| airline | superhuman |
| superimpose | airstrip |
| airspace | superior |
| aerosol | aerial |

(b) The hidden word is



Small words

10. Write list or revision words that contain these small words.

- | | |
|---------------|---------------|
| (a) rim | (b) man |
| (c) yes | (d) hit |
| (e) she | (f) ten |
| (g) rod | (h) her |
| (i) put | (j) too |
| (k) rip | (l) ace |

Additional activities

11. (a) Add more 'aer' and 'super' words to the list words.
- (b) Write six silly sentences using list or revision words.
- (c) Write the list words, order according to the number vowels in each.

