

SUPERMICRO[®]



Server Building Block Solutions[®]

DP, UP & MP Xeon[®] Serverboards

Enterprise Server Chassis

High-End Workstation Solutions

High-Efficiency Power Supplies

UIO (Universal I/O) Solutions

100% Redundant Cooling Designs

Remote Management Features and More ...

April 2009

2U Twin²™ **375 GFLOPS/kW**

Optimized Performance per Watt,
System Density & TCO



- 4 nodes share one 2U chassis
- 4 sets of DP Quad-Core/Dual-Core 64-bit Xeon® 5500 series processors up to 95W
- 4 sets of 96GB DDR3 Reg. ECC 1333/1066/800 SDRAM

Optimized Performance per Watt

- High-efficiency Gold Level (93%+) power supply reduces power consumption
- High efficiency VRM and component designs improve power utilization
- Four 8cm fans with optimized air channel designs maximize cooling efficiency
- Shared chassis and power supply increase operating efficiency per node

Optimized System Density

- High density, compact design maximize rack space utilization
- Modular design provides ease of system upgrade, installation and maintenance
- Less power cables and power strips reduce IT management overhead

Optimized TCO

- Optional redundant (1+1) power supplies increase system uptime
- Hot-pluggable MB, HDDs and power supply reduce maintenance and downtime
- PM Bus support for remote monitoring and optimal power management



Rear View

- 2x 1200W Gold Level high-efficiency redundant power supply
- 4 sets of PCI-E 2.0 x16 low-profile expansion slots
- 4 sets of dual Gigabit Ethernet LAN
- 4 sets of COM/VGA output
- 4 sets of InfiniBand controller ports (SS6026TT-BIBQF/BIBXF/BINFF)
- 4 sets of BMC supporting IPMI 2.0, media/KVM over LAN



X8DTT-IBQF
(Tylersburg based)



X8DTT-INFF
(Tylersburg based)



X8DTT-L
(Tylersburg based)



X7DWT
(Seaburg based)



X7DCT
(San Clemente based)



X7DBT
(Blackford based)



X7DGT
(GreenCreek based)



X7SBT
(BearlakeX based)




H8DMT
(MCP55-Pro based)

Supermicro's new Tylersburg-based 2U Twin² server architecture further extends the smart server legacy and easy maintenance advantages of our innovative 1U Twin[™] technology. Achieving an industry-leading 375 GFLOPS/kW* (on x86 platforms), the 2U Twin² delivers unrivaled performance-per-watt and performance-per-dollar. The optimized 93%+ high-efficiency power supply, plus newly designed CPU cooling components/air channel and updated motherboard voltage regulator module (VRM) designs all contribute to this server powerhouse. The hot-swappable modular design of the 2U Twin² facilitates easy system upgrade, installation and maintenance. Each node maintains independent full-function system control and management with its own front control panel with UID and three hot-swap 3.5" hard drive trays.


UIO Universal I/O

Up to 3 or 6 Add-on Cards for 1U or 2U Maximized I/O Expandability & Flexibility




X8DTU(-F)

- Up to 96GB Reg. ECC DDR3 1333/1066/800 MHz SDRAM in 12 DIMMs
- Quad-Core/Dual-Core Intel® Xeon® Processor 5500 (Nehalem) series supported
- Intel® 5520 chipset with QPI up to 6.4GT/s
- Intel® ICH10R for 6 SATA(3 Gbps); RAID 0, 1, 5, 10 (Windows)
RAID 0, 1, 10 (Linux)
- IPMI 2.0 + KVM-over-LAN (X8DTU-F)



Supermicro SAS RAID 5 UIO card (optional)

- Left Slot:
1 Universal I/O (UIO) slot
1 PCI-E x16 slot
- Right Slot:
Optional 3rd & 4th Gigabit LAN port



- 8x 2.5" hot-swap drive bays
- 1 slim DVD-ROM drive
- Redundant high-efficiency 650W power supply w/ I²C
- 4x 4cm counter-rotating fans w/ optimal fan speed control & air shroud

SuperServer 1026T-URF

X8DTU-F Serverboard + SC113TQ-R650U Chassis

***More than 20 choices: SAS RAID, 10GbE, InfiniBand, UIO Cards . . .
The freedom to build exactly what you need!***

Supermicro UIO Servers, in combination with riser cards and a UIO card, can provide numerous server configurations to accommodate the needs of your application. Our various riser cards for 1U and 2U chassis allow you to customize Supermicro UIO solutions to meet your storage and networking requirements. With a Supermicro UIO solution, you can customize high-performance, high-density and fault tolerant storage solutions with Supermicro UIO SAS RAID card products. Leveraging a variety of UIO Gigabit Ethernet Adapters, the UIO system improves network throughput as well as application performance. All Supermicro UIO solutions can be utilized without occupying existing PCI slots, leaving those slots free for additional expansion cards.

New Generation SuperWorkstation Family


High Performance (up to 4 PCI-E x16 Gen. II slots for GPUs)

Energy Savings (Gold-Level power supply)

Whisper-Quiet (28dB Whisper-Quiet sound level)

Scalability (up to 8 HDDs, 11 PCI-E slots)

- Next-generation Intel® Xeon® “Nehalem” processors
- Dual Intel® Tylersburg chipset with QPI up to 6.4 GT/s
- Up to 144 GB DDR3 memory
- Up to 11 tool-less expansion slots supporting up to 4 high-end graphics cards (GPUs) *
- 6-pin power connectors for high-end graphics cards
- FireWire and 7.1 HD audio supported



- Gold-Level high-efficiency (93%+) power supply
- Whisper-Quiet (28dB) noise level
- 8 hot-swap 3.5” SAS/SATA HDD bays
- 100% cooling redundancy

SuperWorkstation 7046 Family

The 7046 Family supports Intel’s next-generation processors and chipsets. The Gold Level high-efficiency (93%+) power supply, advanced motherboard designs with high efficiency VRMs, and power-saving low-voltage DDR3 memory support keep these systems running cool, quiet, and efficiently.

With substantial I/O throughput (up to 11 PCI-E slots*), high storage capacity (8 HDDs), and powerful graphics capabilities (up to 4 PCI-E x16 Gen. 2.0 slots for GPUs*), these SuperWorkstations are ideal for applications such as movie rendering, image processing, and scientific and engineering tasks. In addition, their rich multimedia features are excellent for digital entertainment and gaming applications.



* For the upcoming model with 11 PCI-E and 4 GPU support, please contact your Supermicro sales representative.

Highest Performance-per-Dollar Optimized I/O Capacity Server Board



SUPER X8DTL-3(F) / i(F)

The SUPER X8DTL-3(F)/i(F) provides exceptional value with features that make it well suited for small business servers, cost-effective computing clusters, and server appliances. For maximum performance-per-watt, this platform supports lower power 1.5-volt DDR3 memory with up to 24GB in 6 DIMM slots, along with a variety of PCI slots for expanded I/O connectivity.

Other important features include support for 6 SATA ports at 3 Gbps with host RAID, 8-port SAS controller (X*DTL-3/3F) with RAID5 option, and dual Gigabit Ethernet for scalable, high-bandwidth networking. For optimum performance-per-dollar and best remote management, Supermicro also offers onboard IPMI 2.0 with media and KVM over LAN support.

Key Features

- Supports Intel® Xeon® processor 5500 series (Nehalem)
- Intel® 5500 chipset with QPI up to 6.4GT/s
- 24GB of DDR3 Reg. ECC 1333/1066/800 MHz SDRAM
- 2 PCI-E 2.0 x8 (1 in x16), 1 PCI-E 2.0 x4 (in x8), 1 PCI-E x4 (in x8), 2 PCI expansion slots
- Intel® ICH10R for 6 SATA (3 Gbps); RAID 0,1,5,10 (Windows)
- LSI 1068E 8-port SAS controller; RAID 5 optional with AOC-iButton68 (X8DTL-3/3F)
- Intel® 82574L Dual Gigabit Ethernet controller
- IPMI 2.0 + KVM with dedicated LAN (F versions only)
- 6 USB 2.0 ports
- Form Factor 12"W x 10"H

Cost-Effective Exceptionally Versatile Workstation Board



SUPER X8DAL-3 / i

The SUPER X8DAL-3/i brings you an outstanding price-to-performance ratio in a workstation board that offers the best of today's leading edge technologies. A feature-rich design that provides outstanding performance and versatility, the X8DAL-3/i is packed in a tight 12"W x 10"H ATX form factor.

Its high-performance SAS controller coupled with RAID 0, 1, 5 (optional), and 10 functionality provide this serverboard with outstanding storage potential. A variety of PCI-E expansion slots, including a PCI-E 2.0 x16 slot, 7.1 channel HD-audio, give you excellent system connectivity and performance capabilities. This workstation board is perfect for home theater, gaming, and quiet office environments.

Key Features

- Supports Intel® Xeon® processor 5500 series (Nehalem)
- Intel® 5500 chipset with QPI up to 6.4GT/s
- 24GB of DDR3 Reg. ECC 1333/1066/800 MHz SDRAM
- 1 PCI-E 2.0 x16, 1 PCI-E 2.0 x4 (in x16), 1 PCI-E x4, 2 PCI expansion slots
- Intel® ICH10R for 6 SATA (3 Gbps); RAID 0,1,5,10 (Windows)
- LSI 1068E 8-port SAS controller; RAID 5 optional with AOC-iButton68 (X8DAL-3)
- Intel® 82574L Dual Gigabit Ethernet controller
- 7.1 channel HD-audio
- 10 USB 2.0 ports
- Form Factor 12"W x 10"H

Table of Contents

Featured Products and Solutions

2U Twin ² ™ Solutions	2
UIO (Universal I/O) Solutions	3
New Generation SuperWorkstation Family	4
High-Performance, Cost-Effective Computing Solutions	5

Motherboards

Quad-Core/Dual-Core Xeon® 5500 (Nehalem/Tylersburg) series/Intel® 5520 chipset with QPI, 1333/1066/800MHz	
X8DTN+, X8DAH+, X8DAH+-F	12
X8DT3/-F, X8DTi/-F, X8DT3-LN4F, X8DTi-LN4F, X8DA3, X8DAi, X8DT3(-F), X8DTi(-F)	14
X8DTT/-F, X8DTT-IBX/IBXF, X8DTT-IBQ/IBQF, X8DTT-INF/INF-F	16
X8DTU/-F, X8DTW-6/-6F, X8DTW-i/iF	18
X8DTL-3/-3F, X8DTL-i/iF, X8DAL-3, X8DAL-i	20
Quad-Core/Dual-Core Xeon® MP, 7300 (Clarksboro) Chipset 1066MHz	
X7QC3, X7QCE	22
Quad-Core/Dual-Core Xeon® 5400/5300/5200/5100 (Harpertown/Clovertown/Wolfdale/Woodcrest)/Intel® 5400 chipset 1600/1333/1066MHz	
X7DWN+, X7DWA-N, X7DWU, X7DWE	22
Quad-Core/Dual-Core Xeon® 5400/5300/5200/5100 (Harpertown/Clovertown LV/Wolfdale/Woodcrest LV)/Intel® 5100 chipset 1333/1066MHz	
X7DWT, X7DWT-INF/+, X7DCL-3/i, X7DCA-L, X7DCA-3/i	23
X7DCT, X7DCT-IOG, X7DCT-L, X7DCT-LF	24
X7DCT-3, X7DCT-3F, X7DCT-3IBX, X7DCX, X7DCU	25
Quad-Core/Dual-Core Xeon® 5400/5300/5200/5100/5000 Sequence/Intel® 5000P chipset 1333/1066/667MHz	
X7DB8+, X7DBE+, X7DBi+, X7DB3, X7DB8, X7DBE, X7DB8-X, X7DBE-X	26
X7DBU, X7DBN, X7DBT/-INF, X7DGT, X7DGT/-INF	27
X7DBR-8+, X7DBR-i+, X7DBR-8, X7DBR-i, X7DBR-3, X7DBR-E, X7DBP-8, X7DBP-i, X7DBX-8, X7DBX-i	28
Quad-Core/Dual-Core Xeon® 5400/5300/5200/5100/5000 Sequence/Intel® 5000V chipset (Blackford VS)/1333MHz	
X7DVL-L, X7DVL-3, X7DVL-i, X7DVL-E, X7DVA-8, X7DVA-E	29
Quad-Core/Dual-Core Xeon® 5400/5300/5200/5100/5000 Sequence/Intel® 5000X chipset (Greencreek)/1333MHz	
X7DA3+, X7DA3, X7DA8+, X7DAE+, X7DA8, X7DAE, X7DAL-E+, X7DAL-E	30
Intel® Core i7/X58 chipset/1333MHz	
X8SAX, X8ST3-F, X8STE, X8STi, X8STi-3F, X8STi, X8STi-3-F, X8STi-LN4	31
C7X58	35
Intel® Core 2 Duo/945GC chipset/800MHz	
X7SLM-L, X7SLM, S7SLM+, X7SLA-L, X7SLA-H	32
Intel® Core 2 Duo/Intel® 3210/3200 chipset/1333MHz	
7SBL-LN1, X7SBL-LN2	32
X7SBI, X7SBI-LN4, X7SBI-LN4-TM, X7SBA, X7SBE	33
X7SB4, X7SB3, X7SB3-F	34
Intel® Xeon 3000 sequence and Core 2 Extreme/Duo/Intel® X48 chipset/1600MHz	
X7SBU, X7SBT, X7SBT-10G	34
Intel® Core 2 Extreme, Duo & Quad/Intel® 1333/1066/800MHz	
C2SEA, C2SEE, C2SBC-Q, C2SBM-Q	35
Intel® Core 2 Duo and Quad X38/G33/P35 chipset/1333MHz	
C2SBX, C2SBX+, C2SBA+II, C2SBA+, C2SBA, C2SBE	36
Intel® Core 2 Duo Mobile, LV or ULV/Intel® 946GME chipset/667/533MHz	
PDSLML	37
Quad-Core/Dual-Core Xeon® 3000 Sequence/Intel® 946GZ chipset/1066MHz	
PDSBA-Q+, PDSBM-LN2+, PDSBM-LN2, PDSBM-LN1	37
Quad-Core/Dual-Core Xeon® 3200/3000 Series/Intel® 3010/3000 chipset (Mukilteo-2)/1066MHz	
PDSMA+, PDSM4+, PDSME+, PDSMU	38
PDSMi+, PDSMi-LN4+, PDSML-LN1+, PDSML-LN2+	39

Building Block Solutions

Motherboards	Optimized Chassis
X8DTN+	SC113TQ-560C700C, SC815TQ-560C/700C/720C, SC213A/E1-R900LP, SC216A/E1/E2-R900LP, SC823MTQ-R700LP, SC825MTQ-R700LP, SC825TQ-560LP/R700LP/R720LP, SC826A/E1/E2-R1000LP, SC826TQ-R800LP/R800, SC836A-R1000, SC836E1/E2/TQ-R800, SC836E1/E2/TQ-R900, SC936A-R1000, SC936A/E1/E2-R900, SC745TQ-800/R800, SC846A-R1000, SC846E1/E2/TQ-R900

Table of Contents

X8DAH+	SC213A/E1-R900LP, SC216A/E1/E2-R900LP, SC823MTQ-R700LP, SC825MTQ-R700LP, SC825TQ-560LP/R700LP/R720LP, SC826A/E1/E2/TQ-R1000LP, SC835TQ-R800, SC836A-R1000, SC836E1/E2/TQ-R800, SC836E1/E2/TQ-R900, SC936A-R1000, SC936A/E2-R900, SC745TQ-800/R800/R1200, SC846A-R1000, SC846E1/E2/TQ-R900	13
X8DAH+-F	SC213A/E1-R900LP, SC216A/E1/E2-R900LP, SC823MTQ-R700LP, SC825MTQ-R700LP, SC825TQ-560LP/R700LP/R720LP, SC826A-R1000LP, SC826E1/E1/E2/TQ-R800LP, SC835TQ-R800, SC836A-R1000, SC836E1/E2/TQ-R800, SC836E1/E2/TQ-R900, SC936A-R1000/R900, SC936E1/E2-R900, SC745TQ-800/R800, SC846A-R1000, SC846E1/E2/TQ-R900	13
X8DT6-/F /X8DTE-/F; X8DT3-/F, X8DTi-/F	SC111T/TQ-560C, SC113TQ-700C/R650C, SC815TQ-560C/700C/720C, SC213A-R720LP/R900LP, SC213E1-R900LP, SC216A/E1/E2-R900LP, SC823i/TQ-650LP, SC823MTQ-R700LP, SC825MTQ-R700LP, SC825TQ-560LP/R700LP/R720LP, SC826A/E1/E2/TQ-R1000LP, SC833T-550/650/R760, SC835TQ-R800, SC836A-R1000, SC836E1/E2/TQ-R800, SC836E1/E2/TQ-R900, SC933E1/R2/T-R760, SC936A-R1000, SC936A/E1/E2-R900, SC846A-R1000, SC846E1/E2/TQ-R900, SC743i-645/650/R760, SC743T/TQ-R760, SC743T-645/650/665, SC743TQ-865/865-SQ, SC745TQ-800/R800	15
X8DT3-LN4F/X8DTi-LN4F	SC111T/TQ-560C, SC113TQ-700C/R650C, SC815TQ-560C/700C/720C, SC213A-R720LP/R900LP, SC213E1-R900LP, SC216A/E1/E2-R900LP, SC823i/TQ-650LP, SC823MTQ-R700LP, SC825MTQ-R700LP, SC825TQ-560LP/R700LP/R720LP, SC826A/E1/E2/TQ-R1000LP, SC833T-550/650/R760, SC835TQ-R800, SC836A-R1000, SC836E1/E2/TQ-R800, SC836E1/E2/TQ-R900, SC933E1/R2/T-R760, SC936A-R1000, SC936A/E1/E2-R900, SC846A-R1000, SC846E1/E2/TQ-R900, SC743i-645/650/R760, SC743T/TQ-R760, SC743T-645/650/665, SC743TQ-865/865-SQ, SC745TQ-800/R800	15
X8DTH-6/6F	SC111T/TQ-560C, SC113TQ-700C/R650C, SC815TQ-560C/700C/720C, SC213A-R720LP/R900LP, SC213E1-R900LP, SC216A/E1/E2-R900LP, SC823i/TQ-650LP, SC823MTQ-R700LP, SC825MTQ-R700LP, SC825TQ-560LP/R700LP/R720LP, SC826A/E1/E2/TQ-R1000LP, SC833T-550/650/R760, SC835TQ-R800, SC836A-R1000, SC836E1/E2/TQ-R800, SC836E1/E2/TQ-R900, SC933E1/R2/T-R760, SC936A-R1000, SC936A/E1/E2-R900, SC846A-R1000, SC846E1/E2/TQ-R900, SC743i-645/650/R760, SC743T/TQ-R760, SC743T-645/650/665, SC743TQ-865/865-SQ, SC745TQ-800/R800	15
X8DTH-i/F	SC111T/TQ-560C, SC113TQ-700C/R650C, SC815TQ-560C/700C/720C, SC213A-R720LP/R900LP, SC213E1-R900LP, SC216A/E1/E2-R900LP, SC823i/TQ-650LP, SC823MTQ-R700LP, SC825MTQ-R700LP, SC825TQ-560LP/R700LP/R720LP, SC826A/E1/E2/TQ-R1000LP, SC833T-550/650/R760, SC835TQ-R800, SC836A-R1000, SC836E1/E2/TQ-R800, SC836E1/E2/TQ-R900, SC933E1/R2/T-R760, SC936A-R1000, SC936A/E1/E2-R900, SC846A-R1000, SC846E1/E2/TQ-R900, SC743i-645/650/R760, SC743T/TQ-R760, SC743T-645/650/665, SC743TQ-865/865-SQ, SC745TQ-800/R800	15
X8DA3/X8DAi	SC213A/E1-R900LP, SC216A/E1/E2-R900LP, SC823MTQ-R700LP, SC825MTQ-R700LP, SC825TQ-560LP/R700LP/R720LP, SC826A-R1000LP, SC826E1/E2/TQ-R800LP, SC833T-550/650/R760, SC835TQ-R800, SC836A-R1000, SC836E1/E2/TQ-R800, SC836E1/E2/TQ-R900, SC933E1/E2/T-R760, SC936A-R1000/R900, SC936E1/E2-R900, SC846A-R1000, SC846E1/E2/TQ-R900, SC743i-645/650/R760, SC743T/TQ-R760, SC743T-645/650/665, SC743TQ-865, SC743TQ-865-SQ, SC745TQ-800/R800	15
X8DTH-F	SC827B-R1200, SC827T-R1200, SC808T-1000, SC808T-780, SC809T-1000, SC809T-780	17
X8DTH-IBX/IBXF	SC827B-R1200, SC827T-R1200, SC808T-1000, SC808T-780, SC809T-1000, SC809T-780	17
X8DTH-IBQ/IBQF	SC827B-R1200, SC827T-R1200, SC808T-1000, SC808T-780, SC809T-1000, SC809T-780	17
X8DTH-INF/INF-F	SC827B-R1200, SC827T-R1200, SC808T-1000, SC808T-780, SC809T-1000, SC809T-780	17
X8DTU-/F	SC111T-360U(OEM), SC111T-560U, SC113TQ-560U/700U/R650U, SC812L-280U/520U, SC815TQ-560U/710U/720U/R650U, SC823MTQ-R700U, SC825MTQ-R700U, SC825TQ-560U/R700U/R720U, SC826A-R1000U, SC826E1-R800U/R800U/R800U	19
X8DTW-3-/3F	SC111T-360U(OEM), SC111T-560U, SC113TQ-560U/700U/R650U, SC812L-280U/520U, SC815TQ-560U/710U/720U/R650U, SC823MTQ-R700U, SC825MTQ-R700U, SC825TQ-560U//R720U, SC826A-R1000U, SC826E1/E2/TQ-R800U	19
X8DTW-i/F	SC111T-360U(OEM), SC111T-560U, SC113TQ-560U/700U/R650U, SC812L-280U/520U, SC815TQ-560U/710U/720U/R650U, SC823MTQ-R700U, SC825MTQ-R700U, SC825TQ-560U//R720U, SC826A-R1000U, SC826E1/E2/TQ-R800U	19
X8DTL-3-/3F	SC111T-360C(OEM), SC113MTQ-360C(OEM), SC512F-280, SC811H/TQ-280, SC813MTQ-280C, SC111T-560C, SC113MTQ-560C, SC512F-520/520L, SC811i-410/420/520, SC811T-410/420, SC811TQ-520, SC813MTQ-520C, SC213A/E1-R900LP, SC216A/E1/E2-R900LP, SC523L-520, SC822T-400LP, SC823i-650LP, SC823TQ-650LP, SC823MTQ-R700LP, SC825MTQ-R700LP, SC825TQ-560LP/R700LP, SC825TQ-R720LP, SC826A-R1000LP, SC826E1/E2/TQ-R800LP, SC733E-465, SC733i-450, SC733i-465, SC733i-645, SC733T/TQ-465, SC733T/TQ-645/665, SC733T-450, SC833T-550/650/R760, SC835TQ-R800, SC836A-R1000, SC836E1/E2/TQ-R800/R900, SC933E1/E2-R760, SC933T-R760, SC936A-R1000/R900, SC936E1/E2-R900, SC742T-500, SC743i-465/645/650/R760, SC743T/TQ-R760, SC743T-645/650/665, SC743TQ-865, 743TQ-865-SQ, SC745TQ-800/R800, SC846A-R1000, SC846E1/E2/TQ-R900	21
X8DTL-i/F	SC111T-360C(OEM), SC113MTQ-360C(OEM), SC512F-280, SC811H/TQ-280, SC813MTQ-280C, SC111T-560C, SC113MTQ-560C, SC512F-520/520L, SC811i-410/420/520, SC811T-410/420, SC811TQ-520, SC813MTQ-520C, SC213A/E1-R900LP, SC216A/E1/E2-R900LP, SC523L-520, SC822T-400LP, SC823i-650LP, SC823TQ-650LP, SC823MTQ-R700LP, SC825MTQ-R700LP, SC825TQ-560LP/R700LP, SC825TQ-R720LP, SC826A-R1000LP, SC826E1/E2/TQ-R800LP, SC733E-465, SC733i-450, SC733i-465, SC733i-645, SC733T/TQ-465, SC733T/TQ-645/665, SC733T-450, SC833T-550/650/R760, SC835TQ-R800, SC836A-R1000, SC836E1/E2/TQ-R800/R900, SC933E1/E2-R760, SC933T-R760, SC936A-R1000/R900, SC936E1/E2-R900, SC742T-500, SC743i-465/645/650/R760, SC743T/TQ-R760, SC743T-645/650/665, SC743TQ-865, 743TQ-865-SQ, SC745TQ-800/R800, SC846A-R1000, SC846E1/E2/TQ-R900	21
X8DAL-3/X8DAL-i	SC213A/E1-R900LP, SC216A/E1/E2-R900LP, SC523L-520, SC823MTQ-R700LP, SC825MTQ-R700LP, SC825TQ-560LP/R700LP, SC826A-R1000LP, SC826E1/E2/TQ-R800LP, SC733E-465, SC733i-450/465/645, SC733T/TQ-465/645/665, SC733T-450, SC833T-550/650/R760, SC835TQ-R800, SC836A-R1000, SC836E1/E2/TQ-R800/R900, SC933E1/E2-R760, SC933T-R760, SC936A-R1000/R900, SC936E1/E2-R900, SC742T-500, SC743i-465/645/650/R760, SC743T/TQ-R760, SC743T-645/650/665, SC743TQ-865, 743TQ-865-SQ, SC745TQ-800/R800, SC846A-R1000, SC846E1/E2/TQ-R900	21
X7QC3/X7QCE	SC818TQ-1000, SC828TQ-R1200, SC748TQ-R1200, SC848A-R1800	22
X7DWN+	SC825TQ-R700LP, C745TQ-R800	22
X7DWA-N	SC743TQ-865, C743T-645	22
X7DWU	SC111T-560U, SC113TQ-560U/700U/R650U, SC812L-520U, SC815TQ-560U, SC815TQ-R650U, SC213A/E1-R900U, SC216A/E1/E2-R900U, SC823MTQ-R700U, SC825MTQ-R700U, SC825TQ-R700U/560U, SC826TQ/E1/E2-R800U	22
X7DWE	SC512F-520/520L/280°, SC513L-420°, SC811TQ-520/280°, SC811T-420°/410°, SC811i-520/420°/410°/280°, SC813MTQ-520°/280C°, SC813MT-420C°/410C°, SC825TQ/T-R500LP/560LP, SC823i-R500LP/560LP, SC743T/i-645, SC733TQ-645, SC733T-645, SC733i-645	22
X7DWT-INF/+	SC808T-980, SC809T-980	23
X7DCL-3/i	SC111T-560C, SC113MTQ-560C, SC813MTQ-520/280C, SC813MT-420C/410C, SC823TQ-650LP, SC743T-645/465, SC733T-645/650, SC733TQ-645/650	23
X7DCA-L	SC733TQ-465/645, SC743TQ-645/865/865-SQ	23

Table of Contents

Building Block Solutions

Motherboards	Optimized Chassis	
X7DCA-3/i	SC743TQ-865/865-SQ, SC743T-645	23
X7DCT-10G	SC808T-780, SC809T-780	24
X7DCT-L	SC808T-780, SC809T-780	24
X7DCT-IBX	SC808T-780, SC809T-780	24
X7DCT-3	SC808T-780, SC809T-780	25
X7DCT-3IBX	SC808T-780, SC809T-780	25
X7DCX	SC213A/E1/R900LPB, SC216A/E1/R900LPB, SC825MTQ-R700LPB, SC825TQ-R700LPV, SC823T-650LP, SC823MTQ-R700LPB, SC835TQ-R800B, SC836A/E1/E2-R900B, SC836TQ-R800V, SC833T-R760/550, SC933T-R760, SC745TQ/E1/E2-R800/800, SC743TQ-R760/SC743T-R760/650, SC743i-R760/650, SC846TQ/E1/E2-R900B	25
X7DCU	SC111T-560U, SC113TQ-560U/700U/R650U, SC812L-520U, SC815-560U, SC815TQ-R650U, SC213A/E1-R900U, SC216A/E1/E2-R900W, SC823MTQ-R700U, C825MTQ-R700U, SC825TQ-R700U/560U, SC826TQ/E1/E2-R800U	25
X7DB8+	SC825S2-R700LP/R700RCV, SC825S2-560LPV/560RC, SC836S2-R800V, SC745S2-R800/800	26
X7DBE+	SC825TQ-R700/560LP, SC825MTQ-R700LP, SC823MTQ-R700LP, SC826TQ/E1/E2-R800LP, SC213A/E1-R900LP, SC216A/E1/E2-R900LP, SC835TQ-R800, SC836TQ/E1/E2-R800, SC936A/E1/E2-R900, SC745TQ-R800/800, SC846TQ/E1/E2-R900	26
X7DBi+	SC825TQ-R700/560LP, SC825MTQ-R700LP, SC823MTQ-R700LP, SC826TQ/E1/E2-R800LP, SC213A/E1-R900LP, SC216A/E1/E2-R900LP, SC835TQ-R800, SC836TQ/E1/E2-R800, SC936A/E1/E2-R900, SC745TQ-R800/800, SC846TQ/E1/E2-R900	26
X7DB8	SC825S2-R700LPV/R700RCV/560LPV, SC825S2-560RCV, SC823S-550LP/R500LP/R500RC, SC836S2-R800V, SC836TQ-R800V, SC833S2-R760/550, SC833S-R760/550, SC933S2-R760, SC933S1-R760, SC745S2-R800/800, SC743S1/SC743S2-R760, SC743S1/SC743S2-650	26
X7DBE	SC825TQ-R700/560LP, SC823T-650LP, SC825MTQ-R700LP, SC823MTQ-R700LP, SC826TQ/E1/E2-R800LP, SC213A/E1-R900LP, SC216A/E1/E2-R900LP, SC835TQ-R800, SC836TQ/E1/E2-R800, SC833T-R760/550, SC936A/E1/E2-R900, SC933T/E1/E2-R760, SC743T/TQ/I-R760/650, SC745TQ-R800/800, SC846TQ/E1/E2-R900	26
X7DB8-X	SC825S2-R700LPV/R700RCV/560LPV, SC825S2-560RCV, SC823S-550LP/R500LP/R500RC, SC836S2-R800V, SC836TQ-R800V, SC833S2-R760/550, SC833S-R760/550, SC933S2-R760, SC933S1-R760, SC745S2-R800/800, SC743S1/SC743S2-R760, SC743S1/SC743S2-650	26
X7DBE-X	SC825TQ-R700/560LP, SC823T-650LP, SC825MTQ-R700LP, SC823MTQ-R700LP, SC826TQ/E1/E2-R800LP, SC213A/E1-R900LP, SC216A/E1/E2-R900LP, SC835TQ-R800, SC836TQ/E1/E2-R800, SC833T-R760/550, SC936A/E1/E2-R900, SC933T/E1/E2-R760, SC743T/TQ/I-R760/650, SC745TQ-R800/800, SC846TQ/E1/E2-R900	26
X7DB3	SC825TQ-R700/560LP, SC823T-650LP, SC825MTQ-R700LP, SC823MTQ-R700LP, SC826TQ/E1/E2-R800LP, SC213A/E1-R900LP, SC216A/E1/E2-R900LP, SC835TQ-R800, SC836TQ/E1/E2-R800, SC833T-R760/550, SC936A/E1/E2-R900, SC933T/E1/E2-R760, SC743T/TQ/I-R760/650, SC745TQ-R800/800, SC846TQ/E1/E2-R900	26
X7DBU	SC111T-560U, SC113TQ-560U/700U/R650U, SC812L-520U, SC815-560U, SC815TQ-R650U, SC213A/E1-R900U, SC216A/E1/E2-R900U, SC823MTQ-R700U, SC825MTQ-R700U, SC825TQ-R700U/560U, SC826TQ/E1/E2-R800U	27
X7DGU	SC111T-560U, SC113TQ-560U/700U/R650U, SC812L-520U, SC815-560U, SC815TQ-R650U	27
X7DBT/X7DBT-INF	SC808T-980, SC809T-980	27
X7DGT/X7DGT-INF	SC808T-980, SC809T-980	27
X7DBN	SC111T-560U, SC113TQ-560U/700U/R650U, SC812L-520U, SC815-560U, SC815TQ-R650U	28
X7DBR-8+	SC815S-700V, SC815S-560V	28
X7DBR-i+	SC815TQ-700V, SC815TQ-R650V	28
X7DBR-8	SC815S-700V/R650V/560V, SC813S-520	28
X7DBR-i	SC815TQ-700V, SC815TQ-R650V, SC815TQ-560V, SC813TQ-520, SC812L-520/420	28
X7DBR-3	SC815TQ-560V, SC815TQ-R650V, SC815TQ-700V, SC813TQ-520	28
X7DBR-E	SC815TQ-560V/R650V, SC813TQ-520, SC812L-520, SC825TQ-560RC2V, SC825TQ-R700RC2V	28
X7DBP-8	SC816S-R700, SC816S-700	28
X7DBP-i	SC816A-R700, SC816A-700	28
X7DBX-8	SC819S-700V (OEM only)	28
X7DBX-i	SC819TQ-700V (OEM only)	28
X7DVL-L/3/i/E	SC512F-520/280, SC513L-420, SC111T-560C, SC113MTQ-560C, SC811TQ-520/280, SC811T-420/410, SC811i-520/420/410†/280, SC813MTQ-520/280C, SC813MT-420C/410C, SC825TQ-R700/560LP, SC823T-650LP, SC825MTQ-R700LP, SC823MTQ-R700LP, SC826TQ/E1/E2-R800LP, SC213A/E1-R900LP, SC216A/E1/E2-R900LP, SC835TQ-R800, SC836TQ/E1/E2-R800, SC833T-R760/550, SC936A/E1/E2-R900, SC933T/E1/E2-R760, SC743T/TQ/I-R760/650, SC745TQ-R800/800, SC846TQ/E1/E2-R900, SC733TQ/T/i-645	29
X7DVA-8	SC813MS-520/420/410/280, SC823S-550LP, SC743S1-645	29
X7DVA-E	SC512F-520/280, SC513L-420, SC111T-560C, SC113MTQ-560C, SC811TQ-520/280, SC811T-420/410, SC811i-520/420/410/280, SC813MTQ-520†/280C, SC813MT-420C/410C, SC825TQ-R700/560LP, SC823T-650LP, SC825MTQ-R700LP, SC823MTQ-R700LP, SC826TQ/E1/E2-R800LP, SC213A/E1-R900LP, SC216A/E1/E2-R900LP, SC835TQ-R800, SC836TQ/E1/E2-R800, SC833T-R760/550, SC936A/E1/E2-R900, SC933T/E1/E2-R760, SC743T/TQ/I-R760/650, SC745TQ-R800/800, SC846TQ/E1/E2-R900, SC733TQ/T/i-645	29
X7DA3+/X7DA3	SC743TQ-865, SC743T-645	30
X7DA8+/X7DA8	SC743S2-R760/650, SC743S1-R760/650/645, SC743i-R760/650/645	30
X7DAE+/X7DAE	SC743TQ-865, SC743T-645	30

Table of Contents

X7DAL-E+/X7DAL-E	SC743T-645, SC743i-645, SC742T-650, SC733TQ-645, SC733TQ-465, SC733T-645, SC733T-465, SC733i-645	30
X8SAX	SC733T/i-645/465, SC733TQ/E-465, SC743T/i-645, SC743T-465, SC743TQ-865/865-SQ	31
X8ST3-F/X8STE	SC822T-400LP, SC823T-650LP, SC825TQ-R700/560LP, SC825MTQ-R700LP, SC823MTQ-R700LP, SC826TQ/E1/E2-R800LP, SC213A/E1-R900LP, SC216A/E1/E2-R900LP, SC835TQ-R800, SC836TQ/E1/E2-R800, SC833T-R760/550, SC936A/E1/E2-R900, SC933T/E1/E2-R760, SC733T/i-645/465, SC733E-465, SC742T-500, SC743T/TQ/I-R760/650, SC745TQ-R800/800, SC846TQ/E1/E2-R900	31
X8STi-X8STi-F	SC510T-200 (up to 65W CPU), SC510-200 (up to 65W CPU), SC512C-260, SC512F-260, SC512L-260 /260-LCD, SC513L-260, SC513F-260, SC111T-360C, SC113MTQ-360C, SC811i/SC811T-300/280/260, SC813MT-300C	31
X8STi-3-F/ X8STi-LN4	SC510T-200 (up to 65W CPU), SC510-200 (up to 65W CPU), SC512C-260, SC512F-260, SC512L-260 /260-LCD, SC513L-260, SC513F-260, SC111T-360C, SC113MTQ-360C, SC811i/SC811T-300/280/260, SC813MT-300C	31
X7SLM/X7SLM+	SC502-200 (up to 35W CPU), SC503-200 (up to 35W CPU), SC510T-200 (up to 65W CPU), SC510-200 (up to 65W CPU), SC512C-260, SC512F-260, SC512L-260 /260-LCD, SC513L-260, SC513F-260, SC111T/MTQ-360C, SC113MTQ-360C, SC811i/SC811T-300/280/260, SC813MT-300C, SC731i-300	32
X7Sbi	SC502-200 (up to 35W CPU), SC503-200 (up to 35W CPU), SC510T-200 (up to 65W CPU), SC510-200 (up to 65W CPU), SC512C-260, SC512F-260, SC512L-260 /260-LCD, SC513L-260, SC513F-260, SC111T-360C, SC113MTQ-360C, SC811i/SC811T-300/280/260, SC813MT-300C	32
X7Sbi-LN4/LN4-TM	SC502-200 (up to 35W CPU), SC503-200 (up to 35W CPU), SC510T-200 (up to 65W CPU), C510-200 (up to 65W CPU), SC512C-260, SC512F-260, C512L-260 /260-LCD, SC513L-260, SC513F-260, SC111T-360C, SC113MTQ-360C, SC811i/SC811T-300/280/260, SC813MT-300C	33
X7SBL-LN1/LN2	SC502-200 (up to 35W CPU), SC503-200 (up to 35W CPU), SC510T-200 (up to 65W CPU), C510-200 (up to 65W CPU), SC512C-260, C512L-260 /260-LCD, SC513L-260, SC513F-260, SC111T-360C, SC113MTQ-360C, SC811i/SC811T-300/280/260, SC813MT-300C, SC731i-300	33
X7SBA/X7SBE	SC822T-400LP, SC823T-650LP, SC825TQ-R700/560LP, SC825MTQ-R700LP, SC823MTQ-R700LP, SC826TQ/E1/E2-R800LP, SC213A/E1-R900LP, SC216A/E1/E2-R900LP, SC835TQ-R800, SC836TQ/E1/E2-R800, SC833T-R760/550, SC936A/E1/E2-R900, SC933T/E1/E2-R760, SC733T/i-645/465, SC733E-465, SC742T-500, SC743T/TQ/I-R760/650, SC745TQ-R800/800, SC846TQ/E1/E2-R900	33
X7SB4	SC823S-550LP	34
X7SB3-F	SC111T-360C, SC113MTQ-360C, SC811i/SC811T-300/280/260, SC813MT-300C	34
X7SBU	SC111T-360U, SC113TQ-560U/700U/R650U, SC812L-280U, SC815-560U, SC815TQ-R650U, SC515-280U, SC213A/E1-R900U, SC216A/E1/E2-R900U, SC823MTQ-R700U, SC825MTQ-R700U, SC825TQ-R700U/560U, SC826TQ/E1/E2-R800U	34
X7SBT-/10G	SC808T-780, SC809T-780	34
C7X58	SC733T/i-645/465, SC733TQ/E-465, SC743T/i-645, SC743T-465, SC743TQ-865/865-SQ	35
C2SEA	SC733T-645/465, SC733i-645/465, SC733E-465, SC742T-500	35
C2SEE	SC733T-645/465, SC733i-645/465, SC733E-465, SC742T-500	35
C2SBC-Q	SC733T-645/465, SC733i-645/465, SC733E-465, SC742T-500	35
C2SBM-Q	SC733T-645/465, SC733i-645/465, SC733E-465, SC742T-500	35
C2SBX+	SC733T-645/465, SC733i-645/465, SC733E-465, SC742T-500	36
C2SBX	SC733T-645/465, SC733i-645/465, SC733E-465, SC742T-500	36
C2SBA+II	SC733T-645/465, SC733i-645/465, SC733E-465, SC742T-500	36
C2SBA+/C2SBA	SC733T-645/465, SC733i-645/465, SC733E-465, SC742T-500	36
C2SBE	SSC733T-645/465, SC733i-645/465, SC733E-465, SC742T-500	36
PDSLML		37
PDSBA-Q+	SC733T-645/465, SC733i-645/465, SC733E-465, SC742T-500	37
PDSBM-LN2/LN2+/LN1	SC502-200 (up to 35W CPU), SC503-200 (up to 35W CPU), SC510T-200 (up to 65W CPU), SC510-200 (up to 65W CPU), SC512C-260, SC512F-260, SC512L-260 /260-LCD, SC513L-260, SC513F-260, SC111T-360C, SC113MTQ-360C, SC811i/SC811T-300/280/260, SC813MT-300C, SC731i-300	38
PDSMU	SC111T-360U, SC113TQ-560U/700U/R650U, SC812L-280U, SC815-560U, SC815TQ-R650U, SC515-280U, SC213A/E1-R900U, SC216A/E1/E2-R900U, SC823MTQ-R700U, SC825MTQ-R700U, SC825TQ-R700U/560U, SC826TQ/E1/E2-R800U	38
PDSMA+/PDSME+	SC822T-400LP, SC823T-650LP, SC825TQ-R700/560LP, SC825MTQ-R700LP, SC823MTQ-R700LP, SC826TQ/E1/E2-R800LP, SC213A/E1-R900LP, SC216A/E1/E2-R900LP, SC835TQ-R800, SC836TQ/E1/E2-R800, SC833T-R760/550, SC936A/E1/E2-R900, SC933T/E1/E2-R760, SC733T/i-645/465, SC733E-465, SC742T-500, SC743T/TQ/I-R760/650, SC745TQ-R800/800, SC846TQ/E1/E2-R900, SC823S-R500LP	38
PDSM4+		38
PDSML-LN1+/LN2+/LN4+	SC502-200 (up to 35W CPU), SC503-200 (up to 35W CPU), SC510T-200 (up to 65W CPU), SC510-200 (up to 65W CPU), SC512C-260, SC512F-260, SC512L-260 /260-LCD, SC513L-260, SC513F-260, SC111T-360C, SC113MTQ-360C, SC811i/SC811T-300/280/260, SC813MT-300C, SC731i-300	38
PDSMi+	SC512C/SC512F/SC512L/SC513L/SC513F-260, SC512L-260-LCD, SC811i/SC811T-300, SC811i/Sc811T-260 SC813MT-300C	39
PDSMi /LN4	SC502-200 (up to 35W CPU), SC503-200 (up to 35W CPU), SC510T-200 (up to 65W CPU), SC510-200 (up to 65W CPU), SC512C-260, SC512F-260, C512L-260 /260-LCD, SC513L-260, SC513F-260, SC111T-360C, SC113MTQ-360C, SC811i/SC811T-300/280/260, SC813MT-300C	39
PDSML-LN1/LN2	SC502-200 (up to 35W CPU), SC503-200 (up to 35W CPU), SC510T-200 (up to 65W CPU), SC510-200 (up to 65W CPU), SC512C-260, SC512F-260, C512L-260 /260-LCD, SC513L-260, SC513F-260, SC111T-360C, SC113MTQ-360C, SC811i/SC811T-300/280/260, SC813MT-300C, SC731i-300	39

Table of Contents

Chassis

1U Chassis

SC111T	1U 2.5" HDD, cost-effective, short-depth server chassis	40
SC113MTQ	1U 2.5" HDD, high-performance short-depth server chassis	41
SC113TQ/-U	1U 2.5" HDD, high-end server chassis	42
SC809T/LT	1U Twin - Two nodes in 1U chassis , 2.5" HDD	43
SC808T/LT	1U Twin - Fit two motherboards in one 1U chassis	44
SC815TQ-U	1U UIO chassis with 2 full-height & 1 low-profile slots	45
SC815S/TQ	1U high-performance chassis - dual processors	46
SC818S/TQ	1U high-end chassis - quad processors	47
SC813S/T/TQ	1U high-performance chassis - dual processors	48
SC813MS/MT/MTQ/MFT	1U 19.85" depth chassis with 4 hot-swap drive bays	49
SC812L	1U high-performance chassis with 3 fixed drive bays	50
SC812L-U	1U UIO chassis - dual/single processors	51
SC812S/i	1U high-performance chassis - dual processors	52
SC811S/T/TQ/i/LT	1U the best cost/performance ratio	53
SC502	1U 9.8" depth optimized space efficiency	54
SC503	1U 9.8" depth optimized space efficiency	55
SC510/T	1U 11.3" depth optimized space efficiency	56
SC512F	1U 14.5" depth optimized space efficiency	57
SC512L/F	1U 14" depth optimized space efficiency	58
SC513L/F	1U 14" depth optimized space efficiency with front I/O access	59
SC515-U	1U short-depth high-performance UIO chassis	60

2U Chassis

SC213A/E1	2U 2.5" HDD, high-performance server chassis	61
SC216A/E1/E2	2U 2.5" HDD, high-performance storage chassis	62
SC827T/B	2UTwin ² _{ms} - Fit Four Motherboards in one 2U chassis	63
SC826TQ/E1/E2-U	2U 4 full-length & 3 low-profile with high-efficiency power supply	64
SC826TQ/A/E1/E2	2U 7 low-profile expansion slots	65
SC825MTQ/MS(-U)	2U 17.7" depth low-profile expansion slots with high-efficiency power supply	66
SC825TQ/S1/S2	2U 7 low-profile expansion slots	67
SC825TQ-U	2U 4 full-length & 3 low-profile with high-efficiency power supply	68
SC823S/T/TQ/i	2U 3 full-height full-length expansion slots	69
SC823MTQ	2U 17.7" depth with low-profile front access	70
SC823/SC822	2U 7 low-profile expansion slots	71
SC523L	2U 14.5" depth Front access with 7 low-profile expansion slots	72

3U/Mid-Tower Chassis

SC936A/E1/E2	3U Storage chassis with 100% cooling redundancy	73
SC933S1/S2/T/E1/E2	3U Storage chassis with 100% cooling redundancy	74
SC932S1/S2/T	3U Storage chassis	75
SC835TQ	3U Storage chassis with 100% cooling redundancy	76
SC836A/E1/E2/S2/TQ	3U Storage chassis with 100% cooling redundancy	77
SC833S/S2/T/TQ	3U High-performance with 100% cooling redundancy	78
SC832T/S	3U Support full-size slots	79
SC733T/TQ/i/E	Mid-tower workstation chassis	80
SC731i	Mini-tower workstation chassis	81

4U/Tower

SC942S/i	4U/Tower rackmount high-end server chassis	82
SC848A	4U Storage chassis with up to 24 HDDs	83
SC846A/TQ/E1/E2	4U Storage chassis with 100% cooling redundancy	84
SC748TQ/S	4U/Tower rackmount high-end server/storage chassis with high-efficiency power supply	85
SC745TQ/S2	4U / Tower with high-efficiency power supply	86
SC743S1/T/TQ/i	4U/Tower high-end workstation/server chassis	87
SC743S1/S2/T/TQ/i	4U/Tower rackmount server chassis with 100% cooling redundancy	88

2.5" HDD Chassis

SC111T	1U, 4 HDDs, Cost-Effective Chassis	40
SC113TQ-U	1U, 8 HDDs, High Performance & Versatility Chassis	42
SC113MTQ	1U, 8 HDDs, Short Depth Chassis	41
SC809T/L	1U Twin, 8 HDDs, High Density Chassis	43
SC213A/E1	2U, 16 HDDs, Optimized Efficiency & Performance	61
SC216A/E1/E2	2U, 24 HDDs, Maximized Storage Chassis	62

Storage Chassis

SC826TQ/E1/E2-U	2U Storage with 100% Cooling Redundancy	64
SC826TQ/A/E1/E2	2U Storage with 100% Cooling Redundancy	65
SC932S1/S2/T	3U Storage with 100% Cooling Redundancy	75
SC933S1/S2/T/E1/E2	3U Storage with 100% Cooling Redundancy	74
SC936A/E1/E2	3U Storage with 100% Cooling Redundancy	73
SC836TQ/A/E1/E2	3U Storage with 100% Cooling Redundancy	77
SC835TQ	3U Storage with 100% Cooling Redundancy	76
SC848A	4U Quad Processor Storage with up to 24 HDDs	83
SC846TQ/A/E1/E2	4U Storage with 100% Cooling Redundancy	84

Short-Depth Chassis

SC502	1U, 9.8" Short-Depth Chassis	54
SC503	1U, 9.8" Short-Depth Chassis	55
SC510/T	1U, 11.3" Short-Depth Chassis	56
SC512L/F	1U, 14" Short-Depth Chassis	58
SC513L/F	1U, 14" Short-Depth Chassis	59
SC512F	1U, 14.5" Short-Depth Chassis	57
SC813M	1U, 19.85" Short-Depth Chassis	49
SC825MS/MTQ(-U)	2U, 17.7" Short-Depth Chassis	66
SC823MTQ	2U, 17.7" Short-Depth Chassis	70
SC523L	2U, 14.5" Short-Depth Chassis	72

Accessories

Slide Rails	89
14U Mini Rack Cabinet	90
Mobile Racks	91
Networking Adapter Cards	92
HBA and SAS RAID Cards	92
Heatsinks	93
UIO Riser Cards	94
Riser Cards	95
IPMI Server Remote Management	96
Front Bezels	97
Power Supply Solutions	98

The Supermicro Advantage	99
--------------------------	----



PCI-X / 18 DIMMs



7 PCI-E 2.0 / 18 DIMMs / IPMI



7 PCI-E 2.0 / 18 DIMMs / IPMI



SAS II / 7 PCI-E 2.0



MODEL	X8DTN+	X8DAH+	X8DAH+-F	X8DTH-6/6F X8DTH-i/iF
Processor	Intel® Xeon® Processor 5500 Series (Nehalem)	Intel® Xeon® Processor 5500 Series (Nehalem)	Intel® Xeon® Processor 5500 Series (Nehalem)	Intel® Xeon® Processor 5500 Series (Nehalem)
Chipset/System Bus	Intel® 5520 chipset with QPI up to 6.4GT/s	Dual Intel® 5520 chipset with QPI up to 6.4GT/s	Dual Intel® 5520 chipset with QPI up to 6.4GT/s	Dual Intel® 5520 chipset with QPI up to 6.4GT/s
Form Factor	E. ATX 13.68"W x 13"H	E. ATX 13.68"W x 13"H	E. ATX 13.68"W x 13"H	E. ATX 12"W x 13"H
Memory Capacity & Slots	144GB of DDR3 Reg. ECC 1333/1066/800 MHz SDRAM in 18 DIMMs	144GB of DDR3 Reg. ECC 1333/1066/800 MHz SDRAM in 18 DIMMs	144GB of DDR3 Reg. ECC 1333/1066/800 MHz SDRAM in 18 DIMMs	96GB of DDR3 Reg. ECC or 1333/1066/800 MHz SDRAM in 12 DIMMs
Expansion Slots	2 PCI-E 2.0 x8 (1 in x16 slot) 1 PCI-E x4 (in x8 slot) 3 PCI-X 133/100 1 UIO (PCI-E 2.0 x8)	2 PCI-E 2.0 x16 4 PCI-E 2.0 x8 (1 in x16 slot) 1 PCI-E x4	2 PCI-E 2.0 x16 4 PCI-E 2.0 x8 (1 in x16 slot) 1 PCI-E x4	7 PCI-E 2.0 x8 (7 in x16 slot)
Onboard RAID Controller	Intel® ICH10R for 6 SATA (3 Gbps); RAID 0,1,5,10 (Windows) RAID 0,1,10 (Linux)	Intel® ICH10R for 6 SATA (3 Gbps); RAID 0,1,5,10 (Windows) RAID 0,1,10 (Linux)	Intel® ICH10R for 6 SATA (3 Gbps); RAID 0,1,5,10 (Windows) RAID 0,1,10 (Linux)	Intel® ICH10R for 6 SATA (3 Gbps); RAID 0,1,5,10 (Windows) RAID 0,1,10 (Linux) LSI 2008 8-port SAS II controller; RAID 0,1,10 (X8DTH-6/6F)
iButton/TSOP Support	N/A	N/A	N/A	TSOP (RAID 5) for X8DTH-6(F)
Onboard LAN	Dual LAN with Intel® 82576 Gigabit Ethernet	Dual LAN with Intel® 82576 Gigabit Ethernet	Dual LAN with Intel® 82576 Gigabit Ethernet	Dual LAN with Intel® 82576 Gigabit Ethernet
Onboard VGA	ATI ES1000 32Mb graphics controller	Matrox G200eW	Matrox G200eW	Matrox G200eW
Built-in EIDE USB Ports	ATA 133 Up to 7 USB 2.0 ports	ATA 133 Up to 12 USB 2.0 ports	ATA 133 Up to 12 USB 2.0 ports	Up to 8 USB 2.0 ports
Other Onboard I/O Devices	1 floppy port 2 fast UART 16550 serial PS/2 mouse and keyboard conn.	1 floppy port 2 fast UART 16550 serial PS/2 mouse and keyboard conn. 2 IEEE 1394a header 7.1 HD audio	1 floppy port 2 fast UART 16550 serial PS/2 mouse and keyboard conn. 2 IEEE 1394a header 7.1 HD audio	2 fast UART 16550 serial PS/2 mouse and keyboard conn.
Manageability	AOC-SIMLP-B(+); AOC-SIMLP-3(+) with 3rd LAN support, Watch Dog, SuperDoctor® III	Watch Dog SuperDoctor® III	IPMI 2.0 + KVM with dedicated LAN Watch Dog SuperDoctor® III	IPMI 2.0 + KVM with dedicated LAN (X8DTH-6F/iF only) Watch Dog, SuperDoctor® III
PC Health Monitoring	Monitors CPU voltages, +3.3V, +5V, +12V & +5V standby and total of 8-fan status, supports system management utility, chassis intrusion header	Monitors CPU voltages, +3.3V, +5V, +12V & +5V standby and total of 8-fan status, supports system management utility, chassis intrusion header	Monitors CPU voltages, +3.3V, +5V, +12V & +5V standby and total of 8-fan status, supports system management utility, chassis intrusion header	Monitors CPU voltages, +3.3V, +5V, +12V & +5V standby and total of 8-fan status, supports system management utility, chassis intrusion header
Thermal Control	Overheat LED indication, 4-pin PWM fan speed control	Overheat LED indication, 4-pin PWM fan speed control	Overheat LED indication, 4-pin PWM fan speed control	Overheat LED indication, 4-pin PWM fan speed control
Other Features	ACPI power management, WOL, control of power-on for recovery from AC power loss, SDDC, TM2 & CPU thermal trip support for processor protection	ACPI power management, WOL, control of power-on for recovery from AC power loss, SDDC, TM2 & CPU thermal trip support for processor protection	ACPI power management, WOL, control of power-on for recovery from AC power loss, SDDC, TM2 & CPU thermal trip support for processor protection	ACPI power management, WOL, control of power-on for recovery from AC power loss, SDDC, TM2 & CPU thermal trip support for processor protection
BIOS	AMI 32Mb SPI Flash ROM	AMI 32Mb SPI Flash ROM	AMI 32Mb SPI Flash ROM	AMI 32Mb SPI Flash ROM

Optimized Chassis and Accessories



(p. 42)

SC113TQ-R650

- 650W redundant high-efficiency power supply
- 8x 2.5" hot-swap SAS/SATA drive bays
- 1x slim DVD-ROM drive
- 4x 4 cm counter-rotating fans
- 1x Full-height I/O expansion slot
- Power switch, reset and UID buttons & 5 LED indicators



(p. 67)

SC825TQ-R720LP

- 720W Gold Level Certified Power Supply
- 8x 3.5" Hot-swap SAS/SATA Drive Bays
- 1x Slim DVD-ROM Drive (optional)
- 1x Slim Floppy Drive (optional)
- 3x 80mm 6300 RPM Fans
- 7x Low-profile, Full-length I/O Expansion Slots
- 1x Serial, 2x USB Front Access I/O
- Power Switch & 6 LED Indicators



(p. 77)

SC836TQ-R800

- 800W Redundant Power Supply
- 16x 3.5" Hot-swappable SAS/SATA Drive Bays
- 1x Slim DVD-ROM Drive
- 1x Slim Floppy Drive (Optional)
- 7x Full-height, Full-length Expansion Slot
- 3x 8cm Hot-swappable Fan
- 2x 8cm Rear-exhaust Fan
- Power Switch & 6 LED Indicators



(p. 86)

SC745TQ-R1200

- 1200W Gold Level Certified Redundant Power Supply
- 8x 3.5" SAS/SATA Hot-swap Drive Bays
- 3x 5.25" Peripheral Drive Bays (One with Floppy Drive Bezel)
- 7x Full-height, Full-length expansion slot
- 3x Hot-swappable Cooling Fans
- 2x 5000 RPM Hot-swappable Rear-Exhaust Fans
- 2x Front USB Ports
- Locking Bezel with Filter
- Power Switch, Reset Switch

Chassis	MB	X8DTN+	X8DAH+	X8DAH+-F	X8DTH-6/6F X8DTH-i/F	Fan Setting
1U		SC113TQ-560C • Certain configuration * Heatink: SNK-P0037 * Riser card: CSE-RR1U-E8 SC113TQ-700C • Heatink: SNK-P0037 * Riser card: CSE-RR1U-E8 SC815TQ-560C • Certain configuration * Heatink: SNK-P0037 * Riser card: CSE-RR1U-E8 SC815TQ-700C SC815TQ-720C • Heatink: SNK-P0037 * Riser card: CSE-RR1U-E8			SC111T-560C SC113TQ-560C SC113TQ-700C SC113TQ-R650C * Heatsink: SNK-P0037 * Riser card: CSE-RR1U-E8 SC815TQ-560C SC815TQ-700C SC815TQ-720C * Heatsink: SNK-P0037	Server Mode
2U		SC213A-R900LP SC213E1-R900LP SC216A-R900LP SC216E1-R900LP SC216E2-R900LP * Heatink: SNK-P0038P SC823MTQ-R700LP SC825MTQ-R700LP * Heatink: SNK-P0037 SC825TQ-560LP • Certain configuration * Heatink: SNK-P0038P SC825TQ-R700LP SC825TQ-R720LP SC826A-R1000LP SC826E1/E2/TQ-R800LP * Heatink: SNK-P0038P	SC213A-R900LP SC213E1-R900LP SC216A-R900LP SC216E1-R900LP SC216E2-R900LP * Heatink: SNK-P0038P SC823MTQ-R700LP SC825MTQ-R700LP * Heatink: SNK-P0037 SC825TQ-560LP • Certain configuration * Heatink: SNK-P0038P SC825TQ-R700LP SC825TQ-R720LP SC826A-R1000LP SC826E1/E2/TQ-R800LP * Heatink: SNK-P0038P	SC213A-R900LP SC213E1-R900LP SC216A-R900LP SC216E1-R900LP SC216E2-R900LP * Heatink: SNK-P0038P SC823MTQ-R700LP SC825MTQ-R700LP * Heatink: SNK-P0037 SC825TQ-560LP • Certain configuration * Heatink: SNK-P0038P SC825TQ-R700LP SC825TQ-R720LP SC826A-R1000LP SC826E1/E2/TQ-R800LP * Heatink: SNK-P0038P	SC213A-R900LP SC213E1-R900LP SC216A/E1/E2-R900LP* Heatsink: SNK-P0038P SC823TQ-650LP SC823TQ-650LP * Heatsink: SNK-P0038P SC823MTQ-R700LP SC825MTQ-R700LP * Heatink: SNK-P0037 SC825TQ-560LP SC825TQ-R700LP SC825TQ-R720LP SC826A-R1000LP SC826E1/E2/TQ-R800LP * Heatsink: SNK-P0038P	Server Mode
3U/ Mid-Tower		SC835TQ-R800 SC836A-R1000 SC836E1/E2/TQ-R800 SC836E1/E2/TQ-R900 SC936A-R1000 SC936A-R900 SC936E1/E2-R900 * Heatink: SNK-P0038P	SC835TQ-R800 SC836A-R1000 SC836E1/E2/TQ-R800 SC836E1/E2/TQ-R900 SC936A-R1000 SC936A-R900 SC936E1/E2-R900 * Heatink: SNK-P0038P	SC835TQ-R800 SC836A-R1000 SC836E1/E2/TQ-R800 SC836E1/E2/TQ-R900 SC936A-R1000 SC936A/E1/E2-R900 * Heatink: SNK-P0038P	SC833T-550/650/R760 SC835TQ-R800 SC836A-R1000 SC836E1/E2/TQ-R800 SC836E1/E2/TQ-R900 SC933E1/E2-R760 SC933T-R760 SC936A-R1000 SC936A-R900 SC936E1/E2-R900 * Heatsink: SNK-P0038P	Server Mode
4U/ Tower		SC745TQ-800 SC745TQ-R800 SC846A-R1000 SC846E1-R900 SC846E2-R900 SC846TQ-R900 * Heatink: SNK-P0038P	SC745TQ-800 SC745TQ-R800 SC745TQ-R1200 SC846A-R1000 SC846E1-R900 SC846E2-R900 SC846TQ-R900 * Heatink: SNK-P0038P	SC745TQ-800 SC745TQ-R800 SC846A-R1000 SC846E1-R900 SC846E2-R900 SC846TQ-R900 * Heatink: SNK-P0038P	SC846A-R1000 SC846E1/E2/TQ-R900 * Heatsink: SNK-P0038P SC743i-645 * Heatsink: SNK-P0040AP4 SC743i-650/R760 SC743T/TQ-R760 * Heatsink: SNK-P0038P SC743T-645 * Heatsink: SNK-P0040AP4 SC743T-650/665 * Heatsink: SNK-P0038P SC743TQ-865/865-SQ * Heatsink: SNK-P0040AP4 SC745TQ-800/R800 * Heatsink: SNK-P0038P	Server Mode

Note - When ordering please select the Rev. K version of your chassis for support of Tylersburg motherboards.
 * Sold separately.



MODEL	X8DT6(-F) X8DTE(-F)	X8DT3(-F) X8DTi(-F)	X8DT3-LN4F X8DTi-LN4F	X8DA3/ X8DAi
Processor	Intel® Xeon® Processor 5500 Series (Nehalem)	Intel® Xeon® Processor 5500 Series (Nehalem)	Intel® Xeon® Processor 5500 Series (Nehalem)	Intel® Xeon® Processor 5500 Series (Nehalem)
Chipset/System Bus	Intel® 5520 chipset with QPI up to 6.4 GT/s	Intel® 5520 chipset with QPI up to 6.4GT/s	Intel® 5520 chipset with QPI up to 6.4GT/s	Intel® 5520 chipset with QPI up to 6.4GT/s
Form Factor	Ext. ATX 12"W x 13"H	E. ATX 12"W x 13"H	E. ATX 12"W x 13"H	E. ATX 12"W x 13"H
Memory Capacity & Slots	96GB of DDR3 Reg. ECC 1333/1066/800 MHz SDRAM in 12 DIMMs	96GB of DDR3 Reg. ECC 1333/1066/800 MHz SDRAM in 12 DIMMs	96GB of DDR3 Reg. ECC 1333/1066/800 MHz SDRAM in 12 DIMMs	96GB of DDR3 Reg. ECC 1333/1066/800 MHz SDRAM in 12 DIMMs
Expansion Slots	X8DT6(-F): 3 PCI-E 2.0 x8 1 PCI-E 2.0 x4 1 PCI-E x4 X8DTE(-F): 4 PCI-E 2.0 x8 1 PCI-E 2.0 x4 1 PCI-E x4	X8DT3(-F): 3 PCI-E 2.0 x8 (1 in x16 slot) 1 PCI-E x4 2 PCI X8DTi(-F): 1 PCI-E 2.0 x16 2 PCI-E 2.0 x8 1 PCI-E x4 2 PCI	3 PCI-E 2.0 x8 (1 in x16 slot) 1 PCI-E x4 2 PCI	2 PCI-E 2.0 x16 1 PCI-E x4 (in x8 slot) 3 PCI
Onboard RAID Controller	Intel® ICH10R for 6 SATA (3 Gbps); RAID 0,1,5,10 (Windows) RAID 0,1,10 (Linux) LSI 2008, RAID 0,1,10	Intel® ICH10R for 6 SATA (3 Gbps); RAID 0,1,5,10 (Windows) RAID 0,1,10 (Linux) LSI 1068E 8-port SAS controller; RAID 0,1,10 (X8DT3(-F) only)	Intel® ICH10R for 6 SATA (3 Gbps); RAID 0,1,5,10 (Windows) RAID 0,1,10 (Linux) LSI 1068E 8-port SAS controller; RAID 0,1,10 (X8DT3-LN4F only)	Intel® ICH10R for 6 SATA (3 Gbps); RAID 0,1,5,10 (Windows) RAID 0,1,10 (Linux) LSI 1068E 8-port SAS controller; RAID 0,1,10 (X8DA3 only)
iButton/TSOP Support	TSOP (RAID 5) (X8DT6(F) only)	AOC-iButton68 (RAID 5) (X8DT3(-F) only)	AOC-iButton68 (RAID 5) (X8DT3-LN4F only)	AOC-iButton68 (RAID 5) (X8DA3 only)
Onboard LAN	Dual LAN with dual Intel® 82574L Gigabit Ethernet controllers	Dual LAN with Intel® 82576 Gigabit Ethernet	Quad LAN with Intel® 82576 Gigabit Ethernet	Dual LAN with Intel® 82573V/L Gigabit Ethernet
Onboard VGA	Matrox G200eW	Matrox G200eW	Matrox G200eW	N/A
Built-in EIDE USB Ports	Up to 6 USB 2.0 ports	up to 6 USB 2.0 ports	Up to 6 USB 2.0 ports	Up to 10 USB 2.0 ports
Other Onboard I/O Devices	1 floppy port 2 fast UART 16550 serial PS/2 mouse and keyboard conn.	1 floppy port 2 fast UART 16550 serial PS/2 mouse and keyboard conn.	1 floppy port 2 fast UART 16550 serial PS/2 mouse and keyboard conn.	1 floppy port 2 fast UART 16550 serial PS/2 mouse and keyboard conn. 7.1 HD audio 2 IEEE 1394a headers
Manageability	IPMI 2.0 + KVM with dedicated LAN (F versions only) Watch Dog, SuperDoctor® III	IPMI 2.0 + KVM with dedicated LAN (X8DT3-F & X8DTi-F only) Watch Dog & SuperDoctor® III	IPMI 2.0 + KVM with dedicated LAN Watch Dog, SuperDoctor® III	AOC-SIMLC SuperDoctor® III
PC Health Monitoring	Monitors CPU voltages, +3.3V, +5V, +12V & +5V standby and total of 8-fan status, supports system management utility, chassis intrusion header	Monitors CPU voltages, +3.3V, +5V, +12V & -5V standby and total of 8-fan status, supports system management utility, chassis intrusion header	Monitors CPU voltages, +3.3V, +5V, +12V & +5V standby and total of 8-fan status, supports system management utility, chassis intrusion header	Monitors CPU voltages, +3.3V, +5V, +12V, -12V & +5V standby and total of 8-fan status, supports system management utility, chassis intrusion header
Thermal Control	Overheat LED indication, 4-pin PWM fan speed control	Overheat LED indication, 4-pin PWM fan speed control	Overheat LED indication, 4-pin PWM fan speed control	Overheat LED indication, 4-pin PWM fan speed control
Other Features	ACPI power management, WOL, control of power-on mode for recovery from AC power loss, SDDC, TM2 & CPU thermal trip support for processor protection	ACPI power management, WOL, control of power-on for recovery from AC power loss, SDDC, TM2 & CPU thermal trip support for processor protection	ACPI power management, WOL, control of power-on for recovery from AC power loss, SDDC, TM2 & CPU thermal trip support for processor protection	ACPI power management, WOL, control of power-on for recovery from AC power loss, SDDC, TM2 & CPU thermal trip support for processor protection
BIOS	AMI 32Mb SPI Flash ROM	AMI 32Mb SPI Flash ROM	AMI 32Mb SPI Flash ROM	AMI 32Mb SPI Flash ROM

Optimized Chassis and Accessories



Silver Level
80 PLUS® Certified
Power Supplies



(p. 42)

SC111T-560C

- 560W Silver Level High-efficiency Power Supply
- 4x Hot-swap 2.5" SAS / SATA HDD Trays
- 1x Full-height, Full-length AOC Expansion Slot
- 3x 40x56mm Fans & 2x 40x28mm Fans for Add-on card (optional)
- Supports Motherboard Sizes of 12"X13" & 12"X10" (E-ATX, ATX, or Micro-ATX)
- Optimized for DP Motherboards



Gold Level
80 PLUS® Certified
Power Supplies



(p. 61)

SC213A-R720LP

- 720W Gold Level Certified High-efficiency Redundant Power Supply
- 16x 2.5" Hot-swap SAS/SATA HDD Bays
- 1x Slim DVD-ROM Drive (optional)
- 2x USB + 1x COM Port (optional)
- 3x 80mm 6300 RPM Fan
- 7x Low-profile Expansion Slot
- Power Switch & 6x LED Indicators



(p. 87)

SC743TQ-865-SQ

- 865W High-efficiency Power Supply at 28dB Whisper-Quiet
- 8x 3.5" SAS/SATA Hot-swap Drive Bays
- 2x 5.25" Peripheral Drive Bays
- 1x 5.25" Drive Bay For 3.5" 1.44Mb Floppy Drive
- 7x Full-height, Full-length Expansion Slot
- 4x 5000 RPM Hot-Swap Cooling Fans
- 2x Front USB Ports
- Locking Bezel with Filter

Chassis	MB	X8DTH-6/X8DTH-6F/ X8DTH-i/X8DTH-iF	X8DT3/X8DT3-F/ X8DTi/X8DTi-F	X8DTi-LN4F/ X8DT3-LN4F	X8DA3/ X8DAI	Fan Setting		
1U		SC111T-560C SC113TQ-560C SC113TQ-700C SC113TQ-R650C * Heatsink: SNK-P0037 * Riser card: CSE-RR1U-E8 SC815TQ-560C SC815TQ-700C SC815TQ-720C * Heatsink: SNK-P0037	SC111T-560C SC113TQ-560C SC113TQ-700C SC113TQ-R650C * Heatsink: SNK-P0037 * Riser card: CSE-RR1U-E8 SC815TQ-560C SC815TQ-700C SC815TQ-720C * Heatsink: SNK-P0037	SC111T-560C SC113TQ-560C SC113TQ-700C SC113TQ-R650C * Heatsink: SNK-P0037 * Riser card: CSE-RR1U-E8 SC815TQ-560C SC815TQ-700C SC815TQ-720C * Heatsink: SNK-P0037		Server Mode		
2U		SC213A-R720LP SC213A-R900LP SC213E1-R900LP SC216A-R900LP SC216E1-R900LP SC216E2-R900LP * Heatsink: SNK-P0038P SC823i-650LP SC823TQ-650LP * Heatsink: SNK-P0038P SC823MTQ-R700LP SC825MTQ-R700LP * Heatsink: SNK-P0037 SC825TQ-560LP SC825TQ-R700LP SC825TQ-R720LP SC826A-R1000LP SC826E1-R800LP SC826E2-R800LP SC826TQ-R800LP * Heatsink: SNK-P0038P	SC213A-R720LP SC213A-R900LP SC213E1-R900LP SC216A-R900LP SC216E1-R900LP SC216E2-R900LP * Heatsink: SNK-P0038P SC823i-650LP SC823TQ-650LP * Heatsink: SNK-P0038P SC823MTQ-R700LP SC825MTQ-R700LP * Heatsink: SNK-P0037 SC825TQ-560LP SC825TQ-R700LP SC825TQ-R720LP SC826A-R1000LP SC826E1-R800LP SC826E2-R800LP SC826TQ-R800LP * Heatsink: SNK-P0038P	SC213A-R900LP SC213E1-R900LP SC216A-R900LP SC216E1-R900LP SC216E2-R900LP * Heatsink: SNK-P0038P SC823i-650LP SC823TQ-650LP * Heatsink: SNK-P0038P SC823MTQ-R700LP SC825MTQ-R700LP * Heatsink: SNK-P0037 SC825TQ-560LP SC825TQ-R700LP SC825TQ-R720LP SC826A-R1000LP SC826E1-R800LP SC826E2-R800LP SC826TQ-R800LP * Heatsink: SNK-P0038P	SC213A-R900LP SC213E1-R900LP SC216A-R900LP SC216E1-R900LP SC216E2-R900LP * Heatsink: SNK-P0038P SC823i-650LP SC823TQ-650LP * Heatsink: SNK-P0038P SC823MTQ-R700LP SC825MTQ-R700LP * Heatsink: SNK-P0037 SC825TQ-560LP SC825TQ-R700LP SC825TQ-R720LP SC826A-R1000LP SC826E1-R800LP SC826E2-R800LP SC826TQ-R800LP * Heatsink: SNK-P0038P	SC213A-R900LP SC213E1-R900LP SC216A-R900LP SC216E1-R900LP SC216E2-R900LP * Heatsink: SNK-P0038P SC823MTQ-R700LP SC825MTQ-R700LP * Heatsink: SNK-P0037 SC825TQ-560LP SC825TQ-R700LP SC825TQ-R720LP SC826A-R1000LP SC826E1-R800LP SC826E2-R800LP SC826TQ-R800LP * Heatsink: SNK-P0038P	Server Mode	
3U/ Mid-Tower		SC833T-550 SC833T-650 SC833T-R760 SC835TQ-R800 SC836A-R1000 SC836E1-R800 SC836E1-R900 SC836E2-R800 SC836E2-R900 SC836TQ-R800 SC836TQ-R900 SC933E1-R760 SC933E2-R760 SC933T-R760 SC936A-R1000 SC936A-R900 SC936E1-R900 SC936E2-R900 * Heatsink: SNK-P0038P	SC833T-550 SC833T-650 SC833T-R760 SC835TQ-R800 SC836A-R1000 SC836E1-R800 SC836E1-R900 SC836E2-R800 SC836E2-R900 SC836TQ-R800 SC836TQ-R900 SC933E1-R760 SC933E2-R760 SC933T-R760 SC936A-R1000 SC936A-R900 SC936E1-R900 SC936E2-R900 * Heatsink: SNK-P0038P	SC833T-550 SC833T-650 SC833T-R760 SC835TQ-R800 SC836A-R1000 SC836E1-R800 SC836E1-R900 SC836E2-R800 SC836E2-R900 SC836TQ-R800 SC836TQ-R900 SC933E1-R760 SC933E2-R760 SC933T-R760 SC936A-R1000 SC936A-R900 SC936E1-R900 SC936E2-R900 * Heatsink: SNK-P0038P	SC833T-550 SC833T-650 SC833T-R760 SC835TQ-R800 SC836A-R1000 SC836E1-R800 SC836E1-R900 SC836E2-R800 SC836E2-R900 SC836TQ-R800 SC836TQ-R900 SC933E1-R760 SC933E2-R760 SC933T-R760 SC936A-R1000 SC936A-R900 SC936E1-R900 SC936E2-R900 * Heatsink: SNK-P0038P	SC833T-550 SC833T-650 SC833T-R760 SC835TQ-R800 SC836A-R1000 SC836E1-R800 SC836E1-R900 SC836E2-R800 SC836E2-R900 SC836TQ-R800 SC836TQ-R900 SC933E1-R760 SC933E2-R760 SC933T-R760 SC936A-R1000 SC936A-R900 SC936E1-R900 SC936E2-R900 * Heatsink: SNK-P0038P	Server/ Workstation Mode	
4U/ Tower		SC846A-R1000 SC846E1-R900 SC846E2-R900 SC846TQ-R900 * Heatsink: SNK-P0038P SC743i-645 * Heatsink: SNK-P0040AP4 SC743i-650 SC743i-R760 SC743T/TQ-R760 * Heatsink: SNK-P0038P SC743T-645 * Heatsink: SNK-P0040AP4 SC743T-650/665 * Heatsink: SNK-P0038P SC743TQ-865 SC743TQ-865-SQ * Heatsink: SNK-P0040AP4 SC745TQ-800 SC745TQ-R800 * Heatsink: SNK-P0038P	SC846A-R1000 SC846E1-R900 SC846E2-R900 SC846TQ-R900 * Heatsink: SNK-P0038P SC743i-645 * Heatsink: SNK-P0040AP4 SC743i-650 SC743i-R760 SC743T/TQ-R760 * Heatsink: SNK-P0038P SC743T-645 * Heatsink: SNK-P0040AP4 SC743T-650/665 * Heatsink: SNK-P0038P SC743TQ-865 SC743TQ-865-SQ * Heatsink: SNK-P0040AP4 SC745TQ-800 SC745TQ-R800 * Heatsink: SNK-P0038P	SC846A-R1000 SC846E1-R900 SC846E2-R900 SC846TQ-R900 * Heatsink: SNK-P0038P SC743i-645 * Heatsink: SNK-P0040AP4 SC743i-650 SC743i-R760 SC743T/TQ-R760 * Heatsink: SNK-P0038P SC743T-645 * Heatsink: SNK-P0040AP4 SC743T-650/665 * Heatsink: SNK-P0038P SC743TQ-865 SC743TQ-865-SQ * Heatsink: SNK-P0040AP4 SC745TQ-800 SC745TQ-R800 * Heatsink: SNK-P0038P	SC846A-R1000 SC846E1-R900 SC846E2-R900 SC846TQ-R900 * Heatsink: SNK-P0038P SC743i-645 * Heatsink: SNK-P0040AP4 SC743i-650 SC743i-R760 SC743T/TQ-R760 * Heatsink: SNK-P0038P SC743T-645 * Heatsink: SNK-P0040AP4 SC743T-650/665 * Heatsink: SNK-P0038P SC743TQ-865 SC743TQ-865-SQ * Heatsink: SNK-P0040AP4 SC745TQ-800 SC745TQ-R800 * Heatsink: SNK-P0038P	SC846A-R1000 SC846E1-R900 SC846E2-R900 SC846TQ-R900 * Heatsink: SNK-P0038P SC743i-645 * Heatsink: SNK-P0040AP4 SC743i-650 SC743i-R760 SC743T/TQ-R760 * Heatsink: SNK-P0038P SC743T-645 * Heatsink: SNK-P0040AP4 SC743T-650/665 * Heatsink: SNK-P0038P SC743TQ-865 SC743TQ-865-SQ * Heatsink: SNK-P0040AP4 SC745TQ-800 SC745TQ-R800 * Heatsink: SNK-P0038P	SC846A-R1000 SC846E1-R900 SC846E2-R900 SC846TQ-R900 * Heatsink: SNK-P0038P SC743i-645 * Heatsink: SNK-P0040AP4 SC743i-650 SC743i-R760 SC743T/TQ-R760 * Heatsink: SNK-P0038P SC743T-645 * Heatsink: SNK-P0040AP4 SC743T-650/665 * Heatsink: SNK-P0038P SC743TQ-865 SC743TQ-865-SQ * Heatsink: SNK-P0040AP4 SC745TQ-800 SC745TQ-R800 * Heatsink: SNK-P0038P	Server/ Workstation Mode

Note - When ordering please select the Rev. K version of your chassis for support of Tylersburg motherboards.
* Sold separately.



MODEL	X8DTT X8DTT-F	X8DTT-IBX X8DTT-IBXF	X8DTT-IBQ X8DTT-IBQF	X8DTT-INF X8DTT-INFF
Processor	Intel® Xeon® Processor 5500 Series (Nehalem)	Intel® Xeon® Processor 5500 Series (Nehalem)	Intel® Xeon® Processor 5500 Series (Nehalem)	Intel® Xeon® Processor 5500 Series (Nehalem)
Chipset/System Bus	Intel® 5520 chipset with QPI up to 6.4GT/s	Intel® 5520 chipset with QPI up to 6.4GT/s	Intel® 5520 chipset with QPI up to 6.4GT/s	Intel® 5520 chipset with QPI up to 6.4GT/s
Form Factor	Proprietary 6.5"W x 16.64"H	Proprietary 6.5"W x 16.64"H	Proprietary 6.5"W x 16.64"H	Proprietary 6.5"W x 16.64"H
Memory Capacity & Slots	48GB of DDR3 Reg. ECC 1333/1066/800 MHz SDRAM in 12 DIMMs	48GB of DDR3 Reg. ECC 1333/1066/800 MHz SDRAM in 12 DIMMs	48GB of DDR3 Reg. ECC 1333/1066/800 MHz SDRAM in 12 DIMMs	48GB of DDR3 Reg. ECC 1333/1066/800 MHz SDRAM in 12 DIMMs
Expansion Slots	1 PCI-E 2.0 x16	1 PCI-E 2.0 x16 ConnectX DDR InfiniBand w/ QSFP connector	1 PCI-E 2.0 x16 ConnectX QDR InfiniBand w/ QSFP connector	1 PCI-E 2.0 x16 InfiniHost III InfiniBand w/CX4 connector
Onboard RAID Controller	Intel® ICH10R for 6 SATA (3 Gbps); RAID 0,1,5,10 (Windows) RAID 0,1,10 (Linux)	Intel® ICH10R for 6 SATA (3 Gbps); RAID 0,1,5,10 (Windows) RAID 0,1,10 (Linux)	Intel® ICH10R for 6 SATA (3 Gbps); RAID 0,1,5,10 (Windows) RAID 0,1,10 (Linux)	Intel® ICH10R for 6 SATA (3 Gbps); RAID 0,1,5,10 (Windows) RAID 0,1,10 (Linux)
Onboard LAN	Dual LAN with Intel® 82576 Gigabit Ethernet	Dual LAN with Intel® 82576 Gigabit Ethernet	Dual LAN with Intel® 82576 Gigabit Ethernet	Dual LAN with Intel® 82576 Gigabit Ethernet
Onboard VGA	Matrox G200eW	Matrox G200eW	Matrox G200eW	Matrox G200eW
Built-in USB Ports	Up to 4 USB 2.0 ports	Up to 4 USB 2.0 ports	Up to 4 USB 2.0 ports	Up to 4 USB 2.0 ports
Other Onboard I/O Devices	1 fast UART 16550 serial	1 fast UART 16550 serial 1 QSFP connector	1 fast UART 16550 serial 1 QSFP connector	1 fast UART 16550 serial 1 CX4 connector
Manageability	IPMI 2.0 + KVM with dedicated LAN (X8DTT-F only), Watch Dog, SuperDoctor® III	IPMI 2.0 + KVM with dedicated LAN (X8DTT-IBXF), Watch Dog, SuperDoctor® III	IPMI 2.0 + KVM with dedicated LAN (X8DTT-IBQF), Watch Dog, SuperDoctor® III	IPMI 2.0 + KVM with dedicated LAN (X8DTT-INFF only), Watch Dog, SuperDoctor® III
PC Health Monitoring	Monitors CPU voltages, +3.3V, +5V, +12V & +5V standby and total of 4-fan status, supports system management utility, chassis intrusion header	Monitors CPU voltages, +3.3V, +5V, +12V & +5V standby and total of 4-fan status, supports system management utility, chassis intrusion header	Monitors CPU voltages, +3.3V, +5V, +12V & +5V standby and total of 4-fan status, supports system management utility, chassis intrusion header	Monitors CPU voltages, +3.3V, +5V, +12V & +5V standby and total of 4-fan status, supports system management utility, chassis intrusion header
Thermal Control	Overheat LED indication, 4-pin PWM fan speed control	Overheat LED indication, 4-pin PWM fan speed control	Overheat LED indication, 4-pin PWM fan speed control	Overheat LED indication, 4-pin PWM fan speed control
Other Features	ACPI power management, WOL, control of power-on for recovery from AC power loss, SDDC, TM2 & CPU thermal trip support for processor protection	ACPI power management, WOL, control of power-on for recovery from AC power loss, SDDC, TM2 & CPU thermal trip support for processor protection	ACPI power management, WOL, control of power-on for recovery from AC power loss, SDDC, TM2 & CPU thermal trip support for processor protection	ACPI power management, WOL, control of power-on for recovery from AC power loss, SDDC, TM2 & CPU thermal trip support for processor protection
BIOS	AMI 32Mb SPI Flash ROM	AMI 32Mb SPI Flash ROM	AMI 32Mb SPI Flash ROM	AMI 32Mb SPI Flash ROM

Optimized Chassis and Accessories



Gold Level
80 PLUS® Certified
Power Supplies



(Rear view)
(p. 63)



(Front view)

SC827B-R1200 for 2U Twin™

- 2U Rackmount Chassis - 28.5" depth
- 1200W Gold Level Certified Redundant Power Supply with PMBus support
- Swap-able module design for easy system upgrade, installation and maintenance
- 4x Low-profile AOC slots (1x slot per node)
- 4x 80mm heavy duty fans with PWM fan speed control
- Quick release rail and bulk pack design
- 12x 3.5" Hot-swap SAS/SATA drive trays (3 for each node)
- 4x swap-able motherboard modules support all existing Twin motherboards
- 4x Front control panel with UID for each node)
- High-end 2U Server Chassis optimized for HPC, datacenter & low-cost blade applications



Gold Level
80 PLUS® Certified
Power Supplies



(p. 44)

SC808T-1000

Supports two systems (nodes) in a 1U form factor. Each node supports:

- 1000W Gold Level Certified Power Supply
- 2x 3.5" Hot-swap SATA Drive Bays Per System Node
- 3x Counter-rotating Fans
- 1x Low-profile Slot
- Power Switch, Reset



Gold Level
80 PLUS® Certified
Power Supplies



(p. 43)

SC809T-1000

Supports two systems (nodes) in a 1U form factor. Each node supports:

- 1000W Gold Level Certified Power supply
- 4x Hot-swap 2.5" SAS/SATA HDD Per System Node
- Low Profile Expansion Slot
- 3x 4cm Counter-rotating Fans
- Supports Twin Motherboard Size



(p. 44)

SC808T-780

Supports two systems (nodes) in a 1U form factor. Each node supports:

- 780W High-efficiency Power Supply
- 2x 3.5" Hot-swap SATA Drive Bays Per System Node
- 3x Counter-rotating Fans Per System Node
- 1x Low-profile Slot
- Power Switch, Reset Button



(p. 43)

SC809T-780

Supports two systems (nodes) in a 1U form factor. Each node supports:

- 780W high-efficiency power supply
- 4x hot-swap 2.5" SAS/SATA HDD Per System Node
- Low Profile Expansion Slot
- 3x 4cm Counter-rotating Fans Per System Node
- Supports twin motherboard size up to: 6.8" (173mm) x 18" (457mm)

MB Chassis	X8DTT/ X8DTT-F	X8DTT-IBX/ X8DTT-IBXF	X8DTT-IBQ/ X8DTT-IBQF	X8DTT-INF/ X8DTT-INF-F	Fan Setting
SC827B- R1200	* Heatink: SNK-P0037 * Riser card: RSC-R1U-E16R	* Heatink: SNK-P0037 * Riser card: RSC-R1U-E16R	* Heatink: SNK-P0037 * Riser card: RSC-R1U-E16R	* Heatink: SNK-P0037 * Riser card: RSC-R1U-E16R	Server Mode
SC827T- R1200	* Heatink: SNK-P0037 * Riser card: RSC-R1U-E16R	* Heatink: SNK-P0037 * Riser card: RSC-R1U-E16R	* Heatink: SNK-P0037 * Riser card: RSC-R1U-E16R	* Heatink: SNK-P0037 * Riser card: RSC-R1U-E16R	Server Mode
SC808T- 1000	* Heatink: SNK-P0037 * Riser card: RSC-R1U-E16R	* Heatink: SNK-P0037 * Riser card: RSC-R1U-E16R	* Heatink: SNK-P0037 * Riser card: RSC-R1U-E16R	* Heatink: SNK-P0037 * Riser card: RSC-R1U-E16R	Server Mode
SC808T- 780	* Certain configuration * Heatink: SNK-P0037 * Riser card: RSC-R1U-E16R	* Certain configuration * Heatink: SNK-P0037 * Riser card: RSC-R1U-E16R	* Certain configuration * Heatink: SNK-P0037 * Riser card: RSC-R1U-E16R	* Certain configuration * Heatink: SNK-P0037 * Riser card: RSC-R1U-E16R	Server Mode
SC809T- 1000	* Heatink: SNK-P0037 * Riser card: RSC-R1U-E16R	* Heatink: SNK-P0037 * Riser card: RSC-R1U-E16R	* Heatink: SNK-P0037 * Riser card: RSC-R1U-E16R	* Heatink: SNK-P0037 * Riser card: RSC-R1U-E16R	Server Mode
SC809T- 780	* Certain configuration * Heatink: SNK-P0037 * Riser card: RSC-R1U-E16R	* Certain configuration * Heatink: SNK-P0037 * Riser card: RSC-R1U-E16R	* Certain configuration * Heatink: SNK-P0037 * Riser card: RSC-R1U-E16R	* Certain configuration * Heatink: SNK-P0037 * Riser card: RSC-R1U-E16R	Server Mode

Note - When ordering please select the Rev. K version of your chassis for support of Tylersburg motherboards.
* Sold separately.



MODEL	X8DTU X8DTU-F	X8DTW-6 X8DTW-6F	X8DTW-i X8DTW-iF
Processor	Intel® Xeon® Processor 5500 Series (Nehalem)	Intel® Xeon® Processor 5500 Series (Nehalem)	Intel® Xeon® Processor 5500 Series (Nehalem)
Chipset/System Bus	Intel® 5520 chipset with QPI up to 6.4GT/s	Intel® 5500 chipset with QPI up to 6.4GT/s	Intel® 5500 chipset with QPI up to 6.4GT/s
Form Factor	Proprietary 12.075"W x 13.05"H	E. ATX 9.8"W x 13"H	E. ATX 9.8"W x 13"H
Memory Capacity & Slots	96GB of DDR3 Reg. ECC 1333/1066/800 MHz SDRAM in 12 DIMMs	24GB of DDR3 Reg. ECC 1333/1066/800 MHz SDRAM in 6 DIMMs	24GB of DDR3 Reg. ECC 1333/1066/800 MHz SDRAM in 6 DIMMs
Expansion Slots	For 1U 1 PCI-E 2.0 x16 supports riser card For 2U 1 PCI-E 2.0 x16 + 1 PCI-E 2.0 x8 (support riser card, see page 20)	1 PCI-E 2.0 x16 (support riser card, see page 20)	1 PCI-E 2.0 x16 (support riser card, see page 20)
Onboard RAID Controller	Intel® ICH10R for 6 SATA (3 Gbps); RAID 0,1,5,10 (Windows) RAID 0,1,10 (Linux)	LSI 2004 4-port SAS controller; RAID 0,1,10	Intel® ICH10R for 4 SATA (3 Gbps); RAID 0,1,5,10 (Windows) RAID 0,1,10 (Linux)
iButton/TSOP Support	N/A	TSOP (RAID 5)	N/A
Onboard LAN	Dual LAN with Intel® 82576 Gigabit Ethernet	Dual LAN with Intel® 82574L Gigabit Ethernet	Dual LAN with Intel® 82574L Gigabit Ethernet
Onboard VGA	Matrox G200eW	Matrox G200eW	Matrox G200eW
Built-in EIDE USB Ports	Up to 8 USB 2.0 ports	Up to 8 USB 2.0 ports	Up to 8 USB 2.0 ports
Other Onboard I/O Devices	2 fast UART 16550 serial PS/2 mouse and keyboard conn.	2 fast UART 16550 serial PS/2 mouse and keyboard conn.	2 fast UART 16550 serial PS/2 mouse and keyboard conn.
Manageability	IPMI 2.0 + KVM with dedicated LAN (X8DTU-F only), Watch Dog SuperDoctor® III	IPMI 2.0 + KVM with dedicated LAN (X8DTW-6F), Watch Dog SuperDoctor® III	IPMI 2.0 + KVM with dedicated LAN (X8DTW-iF), Watch Dog SuperDoctor® III
PC Health Monitoring	Monitors CPU voltages, +3.3V, +5V, +12V & +5V standby and total of 8-fan status, supports system management utility, chassis intrusion header	Monitors CPU voltages, +3.3V, +5V, +12V, -12V & +5V standby and total of 6-fan status, supports system management utility, chassis intrusion header	Monitors CPU voltages, +3.3V, +5V, +12V, -12V & +5V standby and total of 6-fan status, supports system management utility, chassis intrusion header
Thermal Control	Overheat LED indication, 4-pin PWM fan speed control	Overheat LED indication, 4-pin PWM fan speed control	Overheat LED indication, 4-pin PWM fan speed control
Other Features	ACPI power management, WOL, control of power-on for recovery from AC power loss, SDDC, TM2 & CPU thermal trip support for processor protection	ACPI power management, WOL, control of power-on for recovery from AC power loss, SDDC, TM2 & CPU thermal trip support for processor protection	ACPI power management, WOL, control of power-on for recovery from AC power loss, SDDC, TM2 & CPU thermal trip support for processor protection
BIOS	Award 32Mb SPI Flash ROM	Award 32Mb SPI Flash ROM	Award 32Mb SPI Flash ROM

Optimized Chassis and Accessories



(p. 42)

SC113TQ-560U

- 560W Silver-Level Certified power supply
- 8x 2.5" hot-swap SAS/SATA drive bays
- 4 x 4 cm counter-rotating fans
- 2x full-height I/O expansion slot
- 1x low-profile I/O expansion slot
- Power switch, reset and UID buttons & 5 LED indicators



(p. 45)

SC815TQ-R650U


- 650W redundant power supply
- 4x 3.5" hot-swap SAS / SATA drive bays
- 1x slim DVD-ROM drive, 1x slim floppy drive (optional)
- 4x 4cm cooling fans
- 1x full-height UIO expansion slot
- 1x full-height, full-length I/O expansion slot
- 1x Low-profile expansion slot



(p. 62)

SC216A-R900U

- 900W redundant power supply
- 24x 2.5" hot-swap SAS/SATA HDD bays
- 3x 80mm 6300 RPM Fan
- 4x full-height expansion slots
- 3x low-profile expansion Slots
- Power switch & 6 LED indicators
- **With UIO Card:**
3x full-height, full-length I/O
3x low-profile expansion slots
- **Without UIO Card:**
4x full-height, full-length I/O
3x low-profile expansion slots



(p. 68)

SC825TQ-R720U

- 720W Gold Level Certified High-efficiency Redundant Power Supply
- 8x 3.5" hot-swap SAS/SATA drive bays
- 2x internal fixed HDD bays (optional)
- 1x slim DVD-ROM drive
- 1x slim floppy drive (optional)
- 3x 80mm 6300 RPM Fans
- 1x serial, 2x USB Front Access I/O
- **With UIO Card:**
3x full-height, full-length I/O
3x low-profile expansion Slots
- **Without UIO Card:**
4x full-height, full-length I/O
3x low-profile expansion slots

Chassis	MB	X8DTU/ X8DTU-F	X8DTW-3/ X8DTW-3F	X8DTW-i/ X8DTW-iF	Fan Setting
1U		SC111T-360U (OEM only) * Certain configuration * Heatink: SNK-P0037 * Riser card: RSC-R1UU-UE8 or RSC-R1UU-2E8 or RSC-R1UU-UAX SC111T-560U SC113TQ-560U SC113TQ-700U SC113TQ-R650U * Heatink: SNK-P0037 * Riser card: RSC-R1UU-UE8 or RSC-R1UU-2E8 or RSC-R1UU-UAX SC812L-280U * Certain configuration * Heatink: SNK-P0037 * Riser card: RSC-R1UU-UE8 or RSC-R1UU-2E8 or RSC-R1UU-UAX SC812L-520U SC815TQ-560U SC815TQ-710U SC815TQ-720U SC815TQ-R650U * Heatink: SNK-P0037 * Riser card: RSC-R1UU-UE8 or RSC-R1UU-2E8 or RSC-R1UU-UAX	SC111T-360U (OEM only) * Certain configuration * Heatink: SNK-P0037 * Riser card: CSE-RR1U-E16 SC111T-560U SC113TQ-560U SC113TQ-700U SC113TQ-R650U * Heatink: SNK-P0037 * Riser card: CSE-RR1U-E16 SC812L-280U * Certain configuration * Heatink: SNK-P0037 * Riser card: CSE-RR1U-E16 SC812L-520U SC815TQ-560U SC815TQ-710U SC815TQ-720U SC815TQ-R650U * Heatink: SNK-P0037 * Riser card: CSE-RR1U-E16	SC111T-360U (OEM only) * Certain configuration * Heatink: SNK-P0037 * Riser card: CSE-RR1U-E16 SC111T-560U SC113TQ-560U SC113TQ-700U SC113TQ-R650U * Heatink: SNK-P0037 * Riser card: CSE-RR1U-E16 SC812L-280U * Certain configuration * Heatink: SNK-P0037 * Riser card: CSE-RR1U-E16 SC812L-520U SC815TQ-560U SC815TQ-710U SC815TQ-720U SC815TQ-R650U * Heatink: SNK-P0037 * Riser card: CSE-RR1U-E16	Server Mode
	2U	SC823MTQ-R700U SC825MTQ-R700U * Heatink: SNK-P0037 * Riser card: RSC-R2UU-UA3E8 or RSC-R2UU-UAX or RSC-R2UU-2E8 SC825TQ-560U SC825TQ-R700U SC825TQ-R720U SC826A-R1000U SC826E1-R800U SC826E2-R800U SC826TQ-R800U * Heatink: SNK-P0038P * Riser card: RSC-R2UU-UA3E8 or RSC-R2UU-UAX or RSC-R2UU-2E8	SC823MTQ-R700U SC825MTQ-R700U * Heatink: SNK-P0037 SC825TQ-560U SC825TQ-R700U SC825TQ-R720U SC826A-R1000U SC826E1-R800U SC826E2-R800U SC826TQ-R800U * Heatink: SNK-P0038P	SC823MTQ-R700U SC825MTQ-R700U * Heatink: SNK-P0037 SC825TQ-560U SC825TQ-R700U SC825TQ-R720U SC826A-R1000U SC826E1-R800U SC826E2-R800U SC826TQ-R800U * Heatink: SNK-P0038P	Server Mode

Note - When ordering please select the Rev. K version of your chassis for support of Tylersburg motherboards.
* Sold separately.



MODEL	X8DTL-3 X8DTL-3F	X8DTL-i X8DTL-iF	X8DAL-3	X8DAL-i
Processor	Intel® Xeon® Processor 5500 Series (Nehalem)	Intel® Xeon® Processor 5500 Series (Nehalem)	Intel® Xeon® Processor 5500 Series (Nehalem)	Intel® Xeon® Processor 5500 Series (Nehalem)
Chipset/System Bus	Intel® 5500 chipset with QPI up to 6.4GT/s	Intel® 5500 chipset with QPI up to 6.4GT/s	Intel® 5500 chipset with QPI up to 6.4GT/s	Intel® 5500 chipset with QPI up to 6.4GT/s
Form Factor	ATX 12"W x 10"H	ATX 12"W x 10"H	ATX 12"W x 10"H	ATX 12"W x 10"H
Memory Capacity & Slots	24GB of DDR3 Reg. ECC 1333/1066/800 MHz SDRAM in 6 DIMMs	24GB of DDR3 Reg. ECC 1333/1066/800 MHz SDRAM in 6 DIMMs	24GB of DDR3 Reg. ECC 1333/1066/800 MHz SDRAM in 6 DIMMs	24GB of DDR3 Reg. ECC 1333/1066/800 MHz SDRAM in 6 DIMMs
Expansion Slots	2 PCI-E 2.0 x8 (1 in x16 slot) 1 PCI-E 2.0 x4 (in x8 slot) 1 PCI-E x4 (in x8 slot) 2 PCI	2 PCI-E 2.0 x8 (1 in x16 slot) 1 PCI-E 2.0 x4 (in x8 slot) 1 PCI-E x4 (in x8 slot) 2 PCI	1 PCI-E 2.0 x16 1 PCI-E 2.0 x4 (in x16 slot) 1 PCI-E x4 2 PCI	1 PCI-E 2.0 x16 1 PCI-E 2.0 x4 (in x16 slot) 1 PCI-E x4 2 PCI
Onboard RAID Controller	Intel® ICH10R for 6 SATA (3 Gbps); RAID 0,1,5,10 (Windows) RAID 0,1,10 (Linux) LSI 1068E 8-port SAS controller; RAID 0,1,10	Intel® ICH10R for 6 SATA (3 Gbps); RAID 0,1,5,10 (Windows) RAID 0,1,10 (Linux)	Intel® ICH10R for 6 SATA (3 Gbps); RAID 0,1,5,10 (Windows) RAID 0,1,10 (Linux) LSI 1068E 8-port SAS controller; RAID 0,1,10	Intel® ICH10R for 6 SATA (3 Gbps); RAID 0,1,5,10 (Windows) RAID 0,1,10 (Linux)
iButton Support	AOC-iButton68 (RAID 5)	N/A	AOC-iButton68 (RAID 5)	N/A
Onboard LAN	Dual LAN with Intel® 82574L Gigabit Ethernet	Dual LAN with Intel® 82574L Gigabit Ethernet	Dual LAN with Intel® 82574L Gigabit Ethernet	Dual LAN with Intel® 82574L Gigabit Ethernet
Onboard VGA	Matrox G200eW	Matrox G200eW	N/A	N/A
Built-in EIDE USB Ports	Up to 6 USB 2.0 ports	Up to 6 USB 2.0 ports	Up to 10 USB 2.0 ports	Up to 10 USB 2.0 ports
Other Onboard I/O Devices	2 fast UART 16550 serial PS/2 mouse and keyboard conn.	2 fast UART 16550 serial PS/2 mouse and keyboard conn.	2 fast UART 16550 serial PS/2 mouse and keyboard conn. 7.1 HD audio	2 fast UART 16550 serial PS/2 mouse and keyboard conn. 7.1 7.1 HD audio
Manageability	IPMI 2.0 + KVM with dedicated LAN (X8DTL-3F only) Watch Dog, SuperDoctor® III	IPMI 2.0 + KVM with dedicated LAN (X8DTL-iF only) Watch Dog, SuperDoctor® III	Watch Dog, SuperDoctor® III	Watch Dog, SuperDoctor® III
PC Health Monitoring	Monitors CPU voltages, +3.3V, +5V, +12V & +5V standby and total of 6-fan status, supports system management utility, chassis intrusion header	Monitors CPU voltages, +3.3V, +5V, +12V & +5V standby and total of 6-fan status, supports system management utility, chassis intrusion header	Monitors CPU voltages, +3.3V, +5V, +12V & +5V standby and total of 6-fan status, supports system management utility, chassis intrusion header	Monitors CPU voltages, +3.3V, +5V, +12V & +5V standby and total of 6-fan status, supports system management utility, chassis intrusion header
Thermal Control	Overheat LED indication, 4-pin PWM fan speed control	Overheat LED indication, 4-pin PWM fan speed control	Overheat LED indication, 4-pin PWM fan speed control	Overheat LED indication, 4-pin PWM fan speed control
Other Features	ACPI power management, WOL, control of power-on for recovery from AC power loss, SDDC, TM2 & CPU thermal trip support for processor protection	ACPI power management, WOL, control of power-on for recovery from AC power loss, SDDC, TM2 & CPU thermal trip support for processor protection	ACPI power management, WOL, control of power-on for recovery from AC power loss, SDDC, TM2 & CPU thermal trip support for processor protection	ACPI power management, WOL, control of power-on for recovery from AC power loss, SDDC, TM2 & CPU thermal trip support for processor protection
BIOS	AMI 32Mb SPI Flash ROM	AMI 32Mb SPI Flash ROM	AMI 32Mb SPI Flash ROM	AMI 32Mb SPI Flash ROM

Optimized Chassis and Accessories



(p. 49)



(p. 41)



(p. 80)

SC813MTQ-520C

- 520W high-efficiency power supply
- 4x 3.5" hot-swap SAS/SATA drive bays
- 1x slim CD-ROM drive
- 4x 4 cm high-performance fans
- 1x Full-height I/O expansion slot
- Power switch, reset & 5 LED indicators

SC113MTQ-560C

- 560W Silver-Level Certified power supply
- 8x 2.5" hot-swap SAS/SATA drive bays
- 1x slim DVD-ROM drive
- 4x 4 cm fans
- 1x full-height, full-length I/O expansion slot
- Power switch, reset and UID buttons & 5 LED indicators

SC733TQ-665

- 665W Bronze Level Certified High-efficiency Power Supply at 27dB Whisper-quiet
- 4x 3.5" SAS/SATA hot-swap drive Bays (with SES2 Support) & 2x 5.25" drive bays
- 1x 9cm PWM cooling Fan & 1x 12cm PWM exhaust fan
- 7x I/O expansion slots & 2x USB ports (2.0 ready)
- Locking bezel & locking side panel
- Power switch & 4 LED indicators

Chassis	MB	X8DTL-3/ X8DTL-3F	X8DTL-i/ X8DTL-iF	X8DAL-3	X8DAL-i	Fan Setting	
1U		SC111T-360C (OEM only) SC113MTQ-360C (OEM only) SC512F-280 SC811i-280 SC811TQ-280 SC813MTQ-280C * Certain configuration * Heatsink: SNK-P0037 * Risers card: CSE-RR1U-E8	SC111T-360C (OEM only) SC113MTQ-360C (OEM only) SC512F-280 SC811i-280 SC811TQ-280 SC813MTQ-280C * Certain configuration * Heatsink: SNK-P0037 * Risers card: CSE-RR1U-E8			Server Mode	
		SC111T-560C SC113MTQ-560C SC512F-520/520L SC811i-410/420/520 SC811T-410/420 SC811TQ-520 SC813MTQ-520C * Heatsink: SNK-P0037 * Risers card: CSE-RR1U-E8	SC111T-560C SC113MTQ-560C SC512F-520/520L SC811i-410/420/520 SC811T-410/420 SC811TQ-520 SC813MTQ-520C * Heatsink: SNK-P0037 * Risers card: CSE-RR1U-E8				
2U		SC213A/E1-R900LP SC216A/E1/E2-R900LP * Heatsink: SNK-P0036A4 SC523L-520 * Heatsink: SNK-P0036A4 SC822T-400LP * Certain configuration * Heatsink: SNK-P0036A4 SC823i-650LP SC823TQ-650LP *Heatsink: SNK-P0036A4 SC823MTQ-R700LP SC825MTQ-R700LP *Heatsink: SNK-P0037 SC825TQ-560LP/R700LP SC825TQ-R720LP SC826A-R1000LP SC826E1/E2/TQ-R800LP *Heatsink: SNK-P0036A4	SC213A/E1-R900LP SC216A/E1/E2-R900LP * Heatsink: SNK-P0036A4 SC523L-520 * Heatsink: SNK-P0036A4 SC822T-400LP * Certain configuration * Heatsink: SNK-P0036A4 SC823i-650LP SC823TQ-650LP *Heatsink: SNK-P0036A4 SC823MTQ-R700LP SC825MTQ-R700LP *Heatsink: SNK-P0037 SC825TQ-560LP/R700LP SC825TQ-R720LP SC826A-R1000LP SC826E1/E2/TQ-R800LP *Heatsink: SNK-P0036A4	SC213A/E1-R900LP SC216A/E1/E2-R900LP * Heatsink: SNK-P0036A4 SC523L-520 * Heatsink: SNK-P0036A4 SC823MTQ-R700LP SC825MTQ-R700LP *Heatsink: SNK-P0037 SC825TQ-560LP/R700LP SC825TQ-R720LP SC826A-R1000LP SC826E1/E2/TQ-R800LP *Heatsink: SNK-P0036A4	SC213A/E1-R900LP SC216A/E1/E2-R900LP * Heatsink: SNK-P0036A4 SC523L-520 * Heatsink: SNK-P0036A4 SC823MTQ-R700LP SC825MTQ-R700LP *Heatsink: SNK-P0037 SC825TQ-560LP/R700LP SC825TQ-R720LP SC826A-R1000LP SC826E1/E2/TQ-R800LP *Heatsink: SNK-P0036A4	SC213A/E1-R900LP SC216A/E1/E2-R900LP * Heatsink: SNK-P0036A4 SC523L-520 * Heatsink: SNK-P0036A4 SC823MTQ-R700LP SC825MTQ-R700LP *Heatsink: SNK-P0037 SC825TQ-560LP/R700LP SC825TQ-R720LP SC826A-R1000LP SC826E1/E2/TQ-R800LP *Heatsink: SNK-P0036A4	Server Mode
		SC733E-465 SC733i-450 SC733i-465 SC733i-645 SC733T/TQ-465 SC733T/TQ-645/665 SC733T-450 *Heatsink: SNK-P0035AP4 SC833T-550/650/R760 SC835TQ-R800 SC836A-R1000 SC836E1-R800/R900 SC836E2-R800/R900 SC836TQ-R800/R900 *Heatsink: SNK-P0036A4 SC933E1/E2-R760 SC933T-R760 SC936A-R1000/R900 SC936E1/E2-R900 *Heatsink: SNK-P0036A4	SC733E-465 SC733i-450 SC733i-465 SC733i-645 SC733T/TQ-465 SC733T/TQ-645/665 SC733T-450 *Heatsink: SNK-P0035AP4 SC833T-550/650/R760 SC835TQ-R800 SC836A-R1000 SC836E1-R800/R900 SC836E2-R800/R900 SC836TQ-R800/R900 *Heatsink: SNK-P0036A4 SC933E1/E2-R760 SC933T-R760 SC936A-R1000/R900 SC936E1/E2-R900 *Heatsink: SNK-P0036A4	SC733E-465 SC733i-450 SC733i-465 SC733i-645 SC733T/TQ-465 SC733T/TQ-645/665 SC733T-450 *Heatsink: SNK-P0035AP4 SC833T-550/650/R760 SC835TQ-R800 SC836A-R1000 SC836E1-R800/R900 SC836E2-R800/R900 SC836TQ-R800/R900 *Heatsink: SNK-P0036A4 SC933E1/E2-R760 SC933T-R760 SC936A-R1000/R900 SC936E1/E2-R900 *Heatsink: SNK-P0036A4	SC733E-465 SC733i-450 SC733i-465 SC733i-645 SC733T/TQ-465 SC733T/TQ-645/665 SC733T-450 *Heatsink: SNK-P0035AP4 SC833T-550/650/R760 SC835TQ-R800 SC836A-R1000 SC836E1-R800/R900 SC836E2-R800/R900 SC836TQ-R800/R900 *Heatsink: SNK-P0036A4 SC933E1/E2-R760 SC933T-R760 SC936A-R1000/R900 SC936E1/E2-R900 *Heatsink: SNK-P0036A4	SC733E-465 SC733i-450 SC733i-465 SC733i-645 SC733T/TQ-465 SC733T/TQ-645/665 SC733T-450 *Heatsink: SNK-P0035AP4 SC833T-550/650/R760 SC835TQ-R800 SC836A-R1000 SC836E1-R800/R900 SC836E2-R800/R900 SC836TQ-R800/R900 *Heatsink: SNK-P0036A4 SC933E1/E2-R760 SC933T-R760 SC936A-R1000/R900 SC936E1/E2-R900 *Heatsink: SNK-P0036A4	
	SC742T-500 SC743i-465/645/650/R760 SC743T/TQ-R760 SC743T-645/650/665 SC743TQ-865 743TQ-865-SQ SC745TQ-800/R800 SC846A-R1000 SC846E1/E2/TQ-R900 *Heatsink: SNK-P0035AP4	SC742T-500 SC743i-465/645/650/R760 SC743T/TQ-R760 SC743T-645/650/665 SC743TQ-865 743TQ-865-SQ SC745TQ-800/R800 SC846A-R1000 SC846E1/E2/TQ-R900 *Heatsink: SNK-P0035AP4	SC742T-500 SC743i-465/645/650/R760 SC743T/TQ-R760 SC743T-645/650/665 SC743TQ-865 743TQ-865-SQ SC745TQ-800/R800 SC846A-R1000 SC846E1/E2/TQ-R900 *Heatsink: SNK-P0035AP4	SC742T-500 SC743i-465/645/650/R760 SC743T/TQ-R760 SC743T-645/650/665 SC743TQ-865 743TQ-865-SQ SC745TQ-800/R800 SC846A-R1000 SC846E1/E2/TQ-R900 *Heatsink: SNK-P0035AP4	SC742T-500 SC743i-465/645/650/R760 SC743T/TQ-R760 SC743T-645/650/665 SC743TQ-865 743TQ-865-SQ SC745TQ-800/R800 SC846A-R1000 SC846E1/E2/TQ-R900 *Heatsink: SNK-P0035AP4	Server/ Workstation Mode	

Note - When ordering please select the Rev. K version of your chassis for support of Tylersburg motherboards.
* Sold separately.



MODEL	X7QC3/ X7QCE	X7DWN+	X7DWA-N	X7DWU	X7DWE
Processor	Quad Intel® 64-bit Xeon® MP 7400/7300/7200	Quad-Core/Dual-Core Intel® Xeon® 5400/5300LV/5200/5100LV	Quad-Core/Dual-Core Intel® Xeon® 5400/5300LV/5200/5100LV	Quad-Core/Dual-Core Intel® Xeon® 5400/5300LV/5200/5100LV	Quad-Core/Dual-Core Intel® Xeon® 5400/5300LV/5200/5100LV
Chipset/System Bus	Intel® 7300 (Clarksboro) Chipset 1066 MHz	Intel® 5400 (Seaburg) 1600/1333/1066 MHz	Intel® 5400 (Seaburg) 1600/1333/1066 MHz	Intel® 5400 (Seaburg) 1600/1333/1066 MHz	Intel® 5400 (Seaburg) 1600/1333/1066 MHz
Form Factor	Proprietary 16"W x 14.3"H	Ext. ATX 13.05"W x 13.68"H	Ext. ATX 12"W x 13"H	Proprietary 12.075"W x 13.05"H	ATX 12"W x 10"H
Optimized Chassis	1U: SC818TQ-1000 2U: SC828TQ-R1200 4U: SC748TQ-R1200 SC848A-R1800	2U: SC825TQ-R700LP 4U/Tower: SC745TQ-R800	4U/Tower: SC743TQ-865 SC743T-645	1U: SC111T-560U SC113TQ-560U/700U/R650U SC812L-520U SC815TQ-560U, SC815TQ-R650U 2U: SC213A/E1-R900U SC216A/E1/E2-R900U SC823MTQ-R700U SC825MTQ-R700U SC825TQ-R700U/560U SC826TQ/E1/E2-R800U	Mini 1U: SC512F-520/520L/280*, SC513L-420* 1U: SC811TQ-520/280*, SC811T-420*/410*, SC811i-520/420*/410*/280*, SC813MTQ-520*/280C*, SC813MT-420C*/410C* 2U: SC825TQ/T-R500LP*/560LP*, SC823i-R500LP*/560LP*, 4U/Tower: SC743T/i-645 Mid-tower: SC733TQ-645, SC733T-645, SC733i-645
Memory Capacity & Slots	192GB of ECC Fully-Buffered DIMM (FBD) DDR2 667/533 MHz	128GB of ECC Fully-Buffered DIMM (FBD) DDR2 800/667/533 MHz SDRAM 1.8 & 1.5V FBD supported	64GB of ECC Fully-Buffered DIMM (FBD) DDR2 800/667/533 MHz SDRAM 1.8 & 1.5V FBD supported	64GB of ECC Fully-Buffered DIMM (FBD) DDR2 800/667/533 MHz SDRAM 1.8 & 1.5V FBD supported	32GB ECC Fully-buffered DIMM (FBD) DDR2 800/667/533 MHz SDRAM 1.8 & 1.5V FBD supported
Expansion Slots	2 PCI-E x8 (in x16 slot) 1 PCI-E x4 (in x8 slot) 1 PCI-X 133MHz 1 SIMSO socket (IPMI 2.0)*	1 UIO Gen 2.0 slot 3 PCI-E x8 (2 w/ Gen 2.0) 1 PCI-E x4 2 PCI-X 133/100MHz 1 SIMSO socket (IPMI 2.0)*	1 UIO slot 2 PCI-E x16 Gen 2.0 2 PCI-X 133/100MHz 2 PCI 1 SIMLP slot (IPMI 2.0)*	Left-side w/ riser 1 UIO + 1 PCI-E Gen 2.0 x8 Right side w/ riser card 1 PCI-E 2.0 x8 1 SIMSO socket (IPMI 2.0)*	1 UIO slot 4 PCI-E x8 Gen 2.0 slot 1 PCI-E x4 (in x8 slot) 1 PCI-X 133MHz 1 SIMLP slot (IPMI 2.0)*
Onboard RAID Controller	Intel® ESB2 for 6 SATA (3Gbps); RAID 0, 1, 5, 10 (Windows) RAID 0, 1, 10 (Linux) LSI 1068E 8-Port SAS controller; RAID 0, 1, 5, 10 (X7QC3 only)	Intel® ESB2 for 6 SATA (3Gbps); RAID 0, 1, 5, 10 (Windows) RAID 0, 1, 10 (Linux)	Intel® ESB2 for 6 SATA (3Gbps); RAID 0, 1, 5, 10 (Windows) RAID 0, 1, 10 (Linux)	Intel® ESB2 for 6 SATA (3Gbps); RAID 0, 1, 5, 10 (Windows) Linux 0, 1, 10 (Linux)	Intel® ESB2 for 6 SATA (3Gbps); RAID 0, 1, 5, 10 (Windows) RAID 0, 1, 10 (Linux)
ZCR Card Support	AOC-iButton68 (RAID 5)	N/A	N/A	N/A	N/A
Onboard LAN	Dual LAN with Intel® 82575 EB Gigabit Ethernet controller (with I/OAT support)	Dual LAN with Intel® 82575 EB Gigabit Ethernet controller (with I/OAT support)	Dual LAN with Intel® 82575 EB Gigabit Ethernet controller (with I/OAT support)	Dual LAN with Intel® 82575EB Gigabit Ethernet controller (with I/OAT support)	Dual LAN with Intel® 82563EB Gigabit Ethernet controller (with I/OAT support)
Onboard VGA	ATI ES1000 32 MB graphics controller	ATI® ES1000 32Mb graphics controller	N/A	ATI ES1000 32 MB graphics controller	XGI Z9s 32Mb graphics controller
Built-in EIDE	ATA/100	ATA/100	ATA/100	ATA/100	ATA/100
USB Ports	Up to 5 USB 2.0 ports	Up to 5 USB 2.0 ports	Up to 5 USB 2.0 ports	Up to 5 USB 2.0 ports	Up to 7 USB 2.0 ports
Other Onboard I/O Devices	1 floppy port 2 fast UART 16550 serial PS/2 mouse & keyboard conn.	1 floppy port 2 fast UART 16550 serial PS/2 mouse & keyboard conn.	1 floppy port 2 fast UART 16550 serial PS/2 mouse & keyboard conn. 7.1 HD audio 1 ECP/EPP parallel port Dual IEEE 1394 ports	1 floppy port 2 fast UART 16550 serial PS/2 mouse & keyboard conn.	1 floppy port 1 fast UART 16550 serial PS/2 mouse & keyboard conn.
Manageability	AOC-SIMSO(+)- CBL-0177L is required to support dedicated LAN Watch Dog, SuperDoctor® III Monitors CPU voltages, +1.8V, +3.3V, +5V, +12V, -12V, VBAT & +5V standby and total of nine 4-pin fan headers with tachometer monitoring on 9 fans, supports system management utility, chassis intrusion header	AOC-SIMSO(+)- CBL-0177L is required to support dedicated LAN Watch Dog, SuperDoctor® III Monitors CPU voltages, +3.3V, +5V, +12V, -12V & +5V standby and total of 8-fan status, supports system management utility, chassis intrusion header	AOC-SIMLP-B; AOC-SIMLP-3 with 3rd LAN support Watch Dog, SuperDoctor® III Monitors CPU voltages, +3.3V, +5V, +12V, -12V & +5V standby and total of 8-fan status, supports system management utility, chassis intrusion header	AOC-SIMSO(+)- CBL-0177L is required to support dedicated LAN Watch Dog, SuperDoctor® III Monitors CPU voltages, +3.3V, +5V, +12V, -12V & +5V standby and total of 8-fan status, supports system management utility, chassis intrusion header	AOC-SIMLP-B(+); AOC-SIMLP-3(+)- with 3rd LAN support Watch Dog, SuperDoctor® III Monitors CPU voltages, +3.3V, +5V, +12V, -12V & +5V standby and total of 6-fan status, supports system management utility, chassis intrusion header
PC Health Monitoring	Overheat LED indication, thermal control tachometer fan connectors	4-pin PWM & 3-pin fan speed control & overheat LED indication	4-pin PWM & 3-pin fan speed control & overheat LED indication	4-pin PWM & 3-pin fan speed control & overheat LED indication	4-pin PWM & 3-pin fan speed control & overheat LED indication
Other Features	ACPI power management, internal/external modem ring-on, WOL, control of power-on mode for recovery from AC power loss, SDDC, TM2 & CPU thermal trip support for processor protection	ACPI power management, internal/external modem ring-on, WOL, control of power-on mode for recovery from AC power loss, SDDC, TM2 & CPU thermal trip support for processor protection	ACPI power management, internal/external modem ring-on, WOL, control of power-on mode for recovery from AC power loss, SDDC, TM2 & CPU thermal trip support for processor protection	ACPI power management, internal/external modem ring-on, WOL, control of power-on mode for recovery from AC power loss, SDDC, TM2 & CPU thermal trip support for processor protection	ACPI power management, internal/external modem ring-on, WOL, control of power-on mode for recovery from AC power loss, SDDC, TM2 & CPU thermal trip support for processor protection
BIOS	AMI 8Mb Flash ROM	Phoenix 16Mb Flash ROM	Phoenix 16Mb Flash ROM	Phoenix 16Mb Flash ROM	Phoenix 16Mb Flash ROM

* For the most current product information, visit: <http://www.supermicro.com/products/accessories/addon/SIM.cfm>



**Seaburg
1.6GHz FSB**



**San Clemente
DDR2 Reg. ECC**



**San Clemente
DDR2 Reg. ECC**



**San Clemente
DDR2 Reg. ECC**



**San Clemente
DDR2 Reg. ECC**



MODEL	X7DWT/ X7DWT-INF/+	X7DCL-3	X7DCL-i	X7DCA-L	X7DCA-3/ X7DCA-i
Processor	Quad-Core/Dual-Core Intel® Xeon® 5400/5300LV/5200/5100LV	Quad-Core/Dual-Core Intel® Xeon® 5400/5300/5200/5100	Quad-Core/Dual-Core Intel® Xeon® 5400/5300/5200/5100	Quad-Core/Dual-Core Intel® Xeon® 5400/5300/5200/5100	Quad-Core/Dual-Core Intel® Xeon® 5400/5300/5200/5100
Chipset/System Bus	Intel® 5400 (Seaburg) 1600/1333/1066 MHz	Intel® 5100 (San Clemente) 1333/1066 MHz	Intel® 5100 (San Clemente) 1333/1066 MHz	Intel® 5100 (San Clemente) 1333/1066 MHz	Intel® 5100 (San Clemente) 1333/1066 MHz
Form Factor	Proprietary 6.5"W x 16.4"H	ATX 12.05"W x 10"H	ATX 12.05"W x 10"H	Proprietary 10"W x 10"H	Ext. ATX 12.075"W x 13.05"H
Optimized Chassis	1U: SC808T-980 SC809T-980	1U: 111T-560C, 113MTQ-560C SC813MTQ-520/280C SC813MT-420C/410C 2U: SC823TQ-650LP 4U/Tower: SC743T-645/465 Mid-Tower: SC733T-645/650 SC733TQ-645/650	1U: 111T-560C, 113MTQ-560C SC813MTQ-520/280C SC813MT-420C/410C 2U: SC823TQ-650LP 4U/Tower: SC743T-645/465 Mid-Tower: SC733T-645/650 SC733TQ-645/650	3U: SC733TQ-465/645 4U: SC743TQ-645/865/865-SQ	4U: SC743TQ-865/865-SQ SC743T-645
Memory Capacity & Slots	64GB ECC Fully-buffered DIMM (FBD) DDR2 800/667/553 MHz SDRAM 1.8 & 1.5V FBD supported 1 (x16) PCI-E Gen 2.0 slot 1 SIMSO socket (IPMI 2.0)[†]	32GB/ 48GB** of DDR2 Reg. ECC 667/533 MHz SDRAM	32GB/ 48GB** of DDR2 Reg. ECC 667/533 MHz SDRAM	48GB of DDR2 Reg. ECC 667/533 MHz SDRAM	48GB of DDR2 Reg. ECC 667/533 MHz SDRAM
Expansion Slots		2 PCI-E x8 1 PCI-E x4 (using x8 slot) 3 PCI 1 SIMLC slot (IPMI 2.0)[†]	2 PCI-E x8 1 PCI-E x4 (using x8 slot) 3 PCI 1 SIMLC slot (IPMI 2.0)[†]	1 PCI-E x16, 1 PCI-E x8, 1 PCI-E x4 (using x8 slot), 1 32-bit PCI	1 PCI-E x16, 1 PCI-E x4 (using x16 slot), 2 PCI-X 133/100 MHz, 2 PCI 1 SIMPL slot (IPMI 2.0)[†]
Onboard RAID Controller	Intel® ESB2 for 4 SATA; RAID 0, 1, 5, 10 (Windows) Linux 0, 1, 10 (Linux)	Intel® ICH9R for 6 SATA (3Gbps); RAID 0, 1, 5, 10 (Windows) Linux 0, 1, 10 (Linux) LSI 1068E Controller 8 Ports SAS; RAID 0, 1, 10	Intel® ICH9R for 6 SATA (3Gbps); RAID 0, 1, 5, 10 (Windows) RAID 0, 1, 10 (Linux)	Intel® ICH9R for 6 SATA (3Gbps); RAID 0, 1, 5, 10 (Windows) RAID 0, 1, 10 (Linux)	Intel® ICH9R for 6 SATA (3Gbps); RAID 0, 1, 5, 10 (Windows) RAID 0, 1, 10 (Linux) LSI 1068E Controller 8 Ports SAS; RAID 0, 1, 10 (X7DCA-3 only)
ZCR Card Support	N/A	AOC-iButton68 (RAID 5)	N/A	N/A	AOC-iButton68 (RAID 5)
Onboard LAN	Dual LAN w/Intel® 82563EB Gigabit Ethernet Controller (with I/OAT support)	Dual LAN with Intel® 82573V & 82573L Gigabit Ethernet controllers XGI Z9s 32Mb graphics controller ATA/100	Dual LAN with Intel® 82573V & 82573L Gigabit Ethernet controllers XGI Z9s 32Mb graphics controller ATA/100	Dual LAN with dual Intel® 82573L Gigabit Ethernet controllers XGI Z9s 32Mb graphics controller Up to 8 USB 2.0 ports	Dual LAN with Intel® 82573V & 82573L Gigabit Ethernet controllers N/A ATA/100 Up to 10 USB 2.0 ports
Onboard VGA	ATI ES1000 32Mb graphics controller	XGI Z9s 32Mb graphics controller ATA/100	XGI Z9s 32Mb graphics controller ATA/100	XGI Z9s 32Mb graphics controller Up to 8 USB 2.0 ports	N/A ATA/100 Up to 10 USB 2.0 ports
Built-in EIDE	Up to 4 USB 2.0 ports	Up to 5 USB 2.0 ports	Up to 5 USB 2.0 ports	Up to 8 USB 2.0 ports	Up to 10 USB 2.0 ports
USB Ports	Up to 4 USB 2.0 ports	Up to 5 USB 2.0 ports	Up to 5 USB 2.0 ports	Up to 8 USB 2.0 ports	Up to 10 USB 2.0 ports
Other Onboard I/O Devices	1 Ext. Infiniband connector (InfiniHost III for X7DWT-INF) (ConnectX for X7DWT-INF+)	1 floppy port 2 fast UART 16550 serial PS/2 mouse & keyboard conn.	1 floppy port 2 fast UART 16550 serial PS/2 mouse & keyboard conn.	1 floppy port 2 fast UART 16550 serial PS/2 mouse & keyboard conn. 7.1 HD-audio	1 floppy port 2 fast UART 16550 serial PS/2 mouse & keyboard conn. 7.1 HD-audio 1 ECP/EEP parallel port AOC-SIMLP-B; AOC-SIMLP-3 with 3rd LAN support Watch Dog SuperDoctor® III
Manageability	AOC-SIMSO(+) Watch Dog SuperDoctor® III	AOC-SIMLC(+)** Watch Dog SuperDoctor® III	AOC-SIMLC(+)** Watch Dog SuperDoctor® III	Watch Dog SuperDoctor® III	Watch Dog SuperDoctor® III
PC Health Monitoring	Monitors CPU voltages, +3.3V, +5V, +12V, & +5V standby and total of 6-fan status, supports system management utility, chassis intrusion header	Monitors CPU voltages, +3.3V, +5V, +12V, -12V & +5V standby and total of 6-fan status, supports system management utility, chassis intrusion header	Monitors CPU voltages, +3.3V, +5V, +12V, -12V & +5V standby and total of 6-fan status, supports system management utility, chassis intrusion header	Monitors CPU voltages, +3.3V, +5V, +12V, -12V & +5V standby and total of 6-fan status, supports system management utility, chassis intrusion header	Monitors CPU voltages, +3.3V, +5V, +12V, -12V & +5V standby and total of 8-fan status, supports system management utility, chassis intrusion header
Thermal Control	Proprietary fan header & overheat LED indication	4-pin PWM & 3-pin fan speed control & overheat LED indication	4-pin PWM & 3-pin fan speed control & overheat LED indication	4-pin PWM & 3-pin fan speed control & overheat LED indication	4-pin PWM & 3-pin fan speed control & overheat LED indication
Other Features	ACPI power management, WOL, control of power-on mode for recovery from AC power loss, SDDC, TM2 & CPU thermal trip support for processor protection	ACPI power management, internal/external modem ring-on, WOL, control of power-on mode for recovery from AC power loss, SDDC, TM2 & CPU thermal trip support for processor protection.	ACPI power management, internal/external modem ring-on, WOL, control of power-on mode for recovery from AC power loss, SDDC, TM2 & CPU thermal trip support for processor protection.	ACPI power management, internal/external modem ring-on, WOL, control of power-on mode for recovery from AC power loss, SDDC, TM2 & CPU thermal trip support for processor protection	ACPI power management, internal/external modem ring-on, WOL, control of power-on mode for recovery from AC power loss, SDDC, TM2 & CPU thermal trip support for processor protection
BIOS	Phoenix 16Mb Flash ROM	16Mb SPI Flash ROM	16Mb SPI Flash ROM	16Mb SPI Flash ROM	16Mb SPI Flash ROM

[†] For the most current product information, visit: <http://www.supermicro.com/products/accessories/addon/SIM.cfm>

** Only on 1.1a version



*San Clemente
DDR2 Reg. ECC*



*San Clemente
DDR2 Reg. ECC*



*San Clemente
DDR2 Reg. ECC*



MODEL	X7DCT	X7DCT-10G	X7DCT-L/ X7DCT-LF
Processor	Quad-Core/Dual-Core Intel® Xeon® 5400/5300/5200/5100	Quad-Core/Dual-Core Intel® Xeon® 5400/5300/5200/5100	Quad-core Intel® Xeon® 5400/5200/5300/5100
Chipset/System Bus	Intel® 5100 (San Clemente) 1333/1066 MHz	Intel® 5100 (San Clemente) 1333/1066 MHz	Intel® 5100 (San Clemente) 1333/1066 MHz
Form Factor	Proprietary 6.5"W X 16.4"H	Proprietary 6.5"W X 16.4"H	Proprietary 6.5"W x 16.4"H
Optimized Chassis	1U: SC808T-780 SC809T-780	1U: SC808T-780 SC809T-780	1U: SC808T-780 SC809T-780
Memory Capacity & Slots	48GB of DDR2 Reg. ECC 667/533 MHz SDRAM	48GB of DDR2 Reg. ECC 667/533 MHz SDRAM	48GB of DDR2 Reg. ECC 667/533 MHz SDRAM
Expansion Slots	1 PCI-E x16 slot 1 SIMSO socket (IPMI 2.0)*	1 PCI-E x16 slot 1 SIMSO socket (IPMI 2.0)*	1 PCI-E x8 in x16
Onboard RAID Controller	Intel® ICH9R for 4 SATA2 (3Gbps); RAID 0, 1, 5, 10 (Windows) RAID 0, 1, 10 (Linux)	Intel® ICH9R for 4 SATA2 (3Gbps); RAID 0, 1, 5, 10 (Windows) RAID 0, 1, 10 (Linux)	Intel® ICH9R for 4 SATA2 (3Gbps); RAID 0, 1, 5, 10 (Windows) RAID 0, 1, 10 (Linux)
Onboard LAN	Dual LAN with Intel® 82573V/L Gigabit Ethernet controller (with I/OAT support)	Dual LAN with Intel® 82573V/L Gigabit Ethernet controller (with I/OAT support)	Intel® Dual 82575 dual Gigabit Ethernet controllers (with I/OAT support)
Onboard VGA	ATI ES1000 32Mb graphics controller	ATI ES1000 32Mb graphics controller	Matrox G200eW 128Mb memory shared between video and server management (X7DCT-LF only)
Built-in EIDE USB Ports	Up to 5 USB 2.0 ports	Up to 5 USB 2.0 ports	Up to 5 USB 2.0 ports
Other Onboard I/O Devices	1 fast UART 16550 serial	1 fast UART 16550 serial Intel® 82598EB 10 Gigabit Ethernet controller w/ CX4 interface (for X7DCT-10G only)	1 fast UART 16550 serial
Manageability	AOC-SIMSO(+) Watch Dog SuperDoctor® III	AOC-SIMSO(+) Watch Dog SuperDoctor® III	Dedicated LAN supports IPMI 2.0 (X7DCT-LF only) Watch Dog SuperDoctor® III
PC Health Monitoring	Monitors CPU voltages, +3.3V, +5V, +12V, -12V & +5V standby and total of 3-fan status, supports system management utility, chassis intrusion header	Monitors CPU voltages, +3.3V, +5V, +12V, -12V & +5V standby and total of 3-fan status, supports system management utility, chassis intrusion header	Monitors CPU voltages, +3.3V, +5V, +12V, -12V & +5V standby and total of 3-fan status, supports system management utility, chassis intrusion header
Thermal Control	4-pin PWM & fan speed control w/ overheat LED indication	4-pin PWM & fan speed control w/ overheat LED indication	4-pin PWM & fan speed control w/ overheat LED indication
Other Features	ACPI power management, internal/external modem ring-on, WOL, control of power-on mode for recovery from AC power loss, SDDC, TM2 & CPU thermal trip support for processor protection	ACPI power management, internal/external modem ring-on, WOL, control of power-on mode for recovery from AC power loss, SDDC, TM2 & CPU thermal trip support for processor protection	ACPI power management, internal/external modem ring-on, WOL, control of power-on mode for recovery from AC power loss, SDDC, TM2 & CPU thermal trip support for processor protection
BIOS	16Mb SPI Flash ROM	16Mb SPI Flash ROM	16Mb SPI Flash ROM

* For the most IPMI information, visit: <http://www.supermicro.com/products/accessories/addon/SIM.cfm>



*San Clemente
DDR2 Reg. ECC*



MODEL	X7DCT-3/ X7DCT-3F	X7DCT-3IBXF	X7DCX	X7DCU
Processor	Quad-Core/Dual-Core Intel® Xeon® 5400/5300/5200/5100	Quad-Core/Dual-Core Intel® Xeon® 5400/5300/5200/5100	Dual socket Intel® Xeon® 5400/5300/5200/5100	Quad-Core/Dual-Core Intel® Xeon® 5400/5300/5200/5100
Chipset/System Bus	Intel® 5100 (San Clemente) 1333/1066 MHz	Intel® 5100 (San Clemente) 1333/1066 MHz	Intel® 5100 (San Clemente) 1333/1066 MHz	Intel® 5100 (San Clemente) 1333/1066 MHz
Form Factor	Proprietary 6.5"W X 16.4"H	Proprietary 6.5"W X 16.4"H	Ext. ATX 12"W x 13"H	Proprietary 8.1"W x 13"H
Optimized Chassis	1U: SC808T-780 SC809T-780	1U: SC808T-780 SC809T-780	2U: 213A/E1-R900LPB, 216A/E1-R900LPB SC825MTQ-R700LPB, SC825TQ-R700LPV SC823T-650LP, SC823MTQ-R700LPB 3U: SC835TQ-R800B SC836A/E1/E2-R900B SC836TQ-R800V, SC833T-R760/550 SC933T-R760 4U/Tower: SC745TQ/E1/E2-R800/800 SC743TQ-R760/SC743T-R760/650 SC743i-R760/650, SC846TQ/E1/E2-R900B	1U: SC111T-560U, SC113TQ-560U/700U/R650U SC812L-520U, SC815-560U, SC815TQ-R650U 2U: SC213A/E1-R900U, SC216A/E1/E2-R900W SC823MTQ-R700U, C825MTQ-R700U SC825TQ-R700U/560U SC826TQ/E1/E2-R800U
Memory Capacity & Slots	48GB of DDR2 Reg. ECC 667/533 SDRAM	48GB of DDR2 Reg. ECC 667/533 SDRAM	48GB of DDR2 Reg. ECC 667/533 MHz SDRAM	48GB of DDR2 Reg. ECC 667/533 MHz SDRAM
Expansion Slots	1 PCI-E x8 in x16	1 PCI-E x8 in x16	5 PCI-E x8 (1 using x16 slot) 1 PCI-E x 4 (using x8 slot) 1 PCI 1 SIMSO socket (IPMI 2.0)†	Right Side: 1 PCI-E x8 Left Side: 1 PCI x 8, or UIO , or PCI-E x16 2U solution: (Refer to Riser Cards for more options) 1 SIMSO socket (IPMI 2.0)†
Onboard RAID Controller	LSI 1064E 4-port SAS controller; RAID 0,1,10	LSI 1064E 4-port SAS controller; RAID 0,1,10	Intel® ICH9R for 6 SATA2 (3Gbps); RAID 0, 1, 5, 10 (Windows) RAID 0, 1, 10 (Linux)	Intel® ICH9R for 6 SATA2 (3Gbps); RAID 0, 1, 5, 10 (Windows) RAID 0, 1, 10 (Linux)
ZCR Card Support	AOC-iButton68 (RAID5)	AOC-iButton68 (RAID5)	N/A	N/A
Onboard LAN	Intel® Dual 82575 dual Gigabit Ethernet controllers (with I/OAT support)	Intel® Dual 82575 dual Gigabit Ethernet controllers (with I/OAT support)	Dual Intel® 82573V/L Gigabit Ethernet controllers (with I/OAT support)	Dual LAN with Intel® 82575EB Gigabit Ethernet controller (with I/ OAT support)
Onboard VGA	Matrox G200eW 128Mb memory shared between video and server management (X7DCT-3F only)	Matrox G200eW	XGI Z9s 32Mb graphics controller	ATI ES1000 32Mb graphics controller
Built-in EIDE USB Ports	Up to 5 USB 2.0 ports	Up to 5 USB 2.0 ports	ATA/100 Up to 5 USB 2.0 ports	ATA100/ Up to 6 USB 2.0 ports
Other Onboard I/O Devices	1 fast UART 16550 serial	1 fast UART 16550 serial Mellanox ConnectX iB Infiniband 20Gbps Controller w/ CX4 interface	1 floppy port 2 fast UART 16550 serial PS/2 mouse & keyboard conn.	1 floppy port 1 fast UART 16550 serial PS/2 mouse & Keyboard conn.
Manageability	Dedicated LAN supports IPMI 2.0 (X7DCT-3F only) Watch Dog SuperDoctor® III	Dedicated LAN supports IPMI 2.0 Watch Dog SuperDoctor® III	AOC-SIMSO(+)- CBL-0177L is required to support dedicated LAN Watch Dog SuperDoctor® III	AOC-SIMSO(+) Watch Dog SuperDoctor® III
PC Health Monitoring	Monitors CPU voltages, +3.3V, +5V, +12V, -12V & +5V standby and total of 3-fan status, supports system management utility, chassis intrusion header	Monitors CPU voltages, +3.3V, +5V, +12V, -12V & +5V standby and total of 3-fan status, supports system management utility, chassis intrusion header	Monitors CPU voltages, +3.3V, +5V, +12V, -12V & +5V standby and total of 8-fan status, supports system management utility, chassis intrusion header	Monitors CPU voltages, +3.3V, +5V, +12V, -12V & +5V standby and total of 8-fan status, supports system management utility, chassis intrusion header
Thermal Control	4-pin PWM & fan speed control w/ overheat LED indication	4-pin PWM & fan speed control w/ overheat LED indication	4-pin PWM & 3-pin fan speed control w/ overheat LED indication	4-pin PWM & 3-pin fan speed control w/ overheat LED indication
Other Features	ACPI power management, internal/ external modem ring-on, WOL, control of power-on mode for recovery from AC power loss, SDDC, TM2 & CPU thermal trip support for processor protection	ACPI power management, internal/ external modem ring-on, WOL, control of power-on mode for recovery from AC power loss, SDDC, TM2 & CPU thermal trip support for processor protection	ACPI power management, internal/ external modem ring-on, WOL, control of power-on mode for recovery from AC power loss, SDDC, TM2 & CPU thermal trip support for processor protection	ACPI power management, internal/ external modem ring-on, WOL, control of power-on mode for recovery from AC power loss, SDDC, TM2 & CPU thermal trip support for processor protection
BIOS	16Mb SPI Flash ROM	16Mb SPI Flash ROM	16Mb SPI Flash ROM	16Mb SPI Flash

† For the most current product information, visit: <http://www.supermicro.com/products/accessories/addon/SIM.cfm>



MODEL	X7DB8+/ X7DBE+	X7DBi+	X7DB3	X7DB8/ X7DBE	X7DB8-X/ X7DBE-X
Processor	Quad-core/Dual-core Intel® Xeon® 5400/5300/5200/5100/5000 Intel® 5000P	Quad-core/Dual-core Intel® Xeon® 5400/5300/5200/5100/5000 Intel® 5000P	Quad-core/Dual-core Intel® Xeon® 5400/5300/5200/5100/5000 Intel® 5000P	Quad-core/Dual-core Intel® Xeon® 5400/5300/5200/5100/5000 Intel® 5000P	Quad-core/Dual-core Intel® Xeon® 5400/5300/5200/5100/5000 Intel® 5000P
Chipset/System Bus	1333/1066/667 MHz	1333/1066/667 MHz	1333/1066/667 MHz	1333/1066/667 MHz	1333/1066/667 MHz
Form Factor	Ext. ATX 13.68"W x 13"H	Ext. ATX 13.68"W x 13"H	Ext. ATX 12"W x 13.05"H	Ext. ATX 12"W x 13.05"H	Ext. ATX 12"W x 13.05"H
Optimized Chassis	X7DB8+ 2U: SC825S2-R700LP/R700RCV SC825S2-560LPV/560RC 3U: SC836S2-R800V 4U/Tower: SC745S2-R800/800 X7DBE+ 2U: SC825TQ-R700/560LP SC825MTQ-R700LP SC823MTQ-R700LP SC826TQ/E1/E2-R800LP SC213A/E1-R900LP SC216A/E1/E2-R900LP 3U: SC835TQ-R800 SC836TQ/E1/E2-R800 SC936A/E1/E2-R900 4U/Tower: SC745TQ-R800/800 SC846TQ/E1/E2-R900	2U: SC825TQ-R700/560LP SC825MTQ-R700LP SC823MTQ-R700LP SC826TQ/E1/E2-R800LP SC213A/E1-R900LP SC216A/E1/E2-R900LP 3U: SC835TQ-R800 SC836TQ/E1/E2-R800 SC936A/E1/E2-R900 4U/Tower: SC745TQ-R800/800 SC846TQ/E1/E2-R900	2U: SC825TQ-R700/560LP SC823T-650LP, SC825MTQ-R700LP SC823MTQ-R700LP SC826TQ/E1/E2-R800LP SC213A/E1-R900LP SC216A/E1/E2-R900LP 3U: SC835TQ-R800 SC836TQ/E1/E2-R800 SC833T-R760/550, SC936A/E1/E2-R900 SC933T/E1/E2-R760 4U/Tower: SC743T/TQ/L-R760/650 SC745TQ-R800/800, SC846TQ/E1/E2-R900	X7DB8 2U: SC825S2-R700LP/R700RCV/560LPV SC825S2-560RCV SC823S-550LP/R500LP/R500RC 3U: SC836S2-R800V, SC836TQ-R800V SC833S2-R760/550, SC833S-R760/550 SC933S2-R760, SC933S1-R760 4U/Tower: SC745S2-R800/800 SC743S1/SC743S2-R760 SC743S1/SC743S2-650 X7DBE 2U: SC825TQ-R700/560LP SC823T-650LP, SC825MTQ-R700LP SC823MTQ-R700LP SC826TQ/E1/E2-R800LP SC213A/E1-R900LP SC216A/E1/E2-R900LP 3U: SC835TQ-R800 SC836TQ/E1/E2-R800 SC833T-R760/550, SC936A/E1/E2-R900 SC933T/E1/E2-R760 4U/Tower: SC743T/TQ/L-R760/650, SC745TQ-R800/800, SC846TQ/E1/E2-R900	X7DB8-X 2U: SC825S2-R700LP/R700RCV/560LPV SC825S2-560RCV SC823S-550LP/R500LP/R500RC 3U: SC836S2-R800V, SC836TQ-R800V SC833S2-R760/550, SC833S-R760/550 SC933S2-R760, SC933S1-R760 4U/Tower: SC745S2-R800/800 SC743S1/SC743S2-R760 SC743S1/SC743S2-650 X7DBE-X 2U: SC825TQ-R700/560LP SC823T-650LP, SC825MTQ-R700LP SC823MTQ-R700LP SC826TQ/E1/E2-R800LP SC213A/E1-R900LP SC216A/E1/E2-R900LP 3U: SC835TQ-R800, SC836TQ/E1/E2-R800, SC833T-R760/550, SC936A/E1/E2-R900, SC933T/E1/E2-R760 4U/Tower: SC743T/TQ/L-R760/650, SC745TQ-R800/800, SC846TQ/E1/E2-R900
Memory Capacity & Slots	64GB ECC Fully-Buffered DIMM (FBD) DDR2 667/533 MHz SDRAM 2 PCI-E x8 1 PCI-E x4 2 PCI-X 133MHz 1 PCI-X 100MHz	64GB ECC Fully-Buffered DIMM (FBD) DDR2 667/533 MHz SDRAM 2 PCI-E x8 (in x16 slot) 3 PCI-E x4 (in x8 slot) 1 PCI-X 133 MHz 1 SIMPLP slot (IPMI 2.0)	32GB ECC Fully-Buffered DIMM (FBD) DDR2 667/533 MHz SDRAM 2 PCI-E x8 1 PCI-E x4 2 PCI-X 133MHz 1 PCI-X 100MHz 1 SIMPLP slot (IPMI 2.0)	32GB ECC Fully-Buffered DIMM (FBD) DDR2 667/533 MHz SDRAM 2 PCI-E x8 1 PCI-E x4 2 PCI-X 133MHz 1 PCI-X 100MHz 1 SIMPLP slot (IPMI 2.0)	32GB ECC Fully-Buffered DIMM (FBD) DDR2 667/533 MHz SDRAM 3 PCI-X 133MHz 3 PCI-X 100MHz 1 SIMPLP slot (IPMI 2.0)
Expansion Slots	1 PCI-E x4 2 PCI-X 133MHz 1 PCI-X 100MHz 1 SIMPLP slot (IPMI 2.0) Adaptec 7902W dual channel Ultra320 SCSI controller; RAID 0, 1, 10 (X7DB8+ only)	Intel® ESB2 for 6 SATA (3Gbps) RAID 0, 1, 5, 10 (Windows) RAID 0, 1, 10 (Linux)	Adaptec 9410 controller for 8 SAS/SATA; RAID 0, 1, 10 Intel® ESB2 for 6 SATA (3 Gbps) RAID 0, 1, 5, 10 (Windows) RAID 0, 1, 10 (Linux)	Adaptec 7902W dual channel Ultra320 SCSI controller; RAID 0, 1, 10 (X7DB8 only) Intel® ESB2 for 6 SATA (3 Gbps) RAID 0, 1, 5, 10 (Windows) RAID 0, 1, 10 (Linux)	Adaptec 7902W dual channel Ultra320 SCSI controller; RAID 0, 1, 10 (X7DB8-X only) Intel® ESB2 for 6 SATA (3 Gbps) RAID 0, 1, 5, 10 (Windows) RAID 0, 1, 10 (Linux)
Onboard RAID Controller	Intel® ESB2 for 6 SATA (3 Gbps) RAID 0, 1, 5, 10 (Windows) RAID 0, 1, 10 (Linux) X7DB8+: AOC-LPZCR1 AOC-LPZCR2 AOC-LPZCR3	N/A	AOC-LPZCR2 AOC-LPZCR3	X7DB8: AOC-LPZCR1 AOC-LPZCR2 AOC-LPZCR3	X7DB8-X: AOC-LPZCR1 AOC-LPZCR2 AOC-LPZCR3
ZCR Card Support	Dual LAN w/Intel® 82563EB Gigabit Ethernet Controller (with I/OAT support) ATI ES1000 16Mb PCI graphics controller	Dual LAN w/Intel® 82563EB Gigabit Ethernet Controller (with I/OAT support) ATI ES1000 16Mb PCI graphics controller	Dual LAN w/Intel® 82563EB Gigabit Ethernet Controller (with I/OAT support) ATI ES1000 16Mb PCI graphics controller	Dual LAN w/Intel® 82563EB Gigabit Ethernet Controller (with I/OAT support) ATI ES1000 16Mb PCI graphics controller	Dual LAN w/Intel® 82563EB Gigabit Ethernet Controller (with I/OAT support) ATI ES1000 16Mb PCI graphics controller
Onboard LAN	ATA100/ up to 5 USB 2.0 ports 1 floppy port 2 fast UART 16550 serial 1 ECP/EPP parallel port PS/2 mouse and keyboard conn.	ATA100/ up to 5 USB 2.0 ports 1 floppy port 2 fast UART 16550 serial 1 ECP/EPP parallel port PS/2 mouse and keyboard conn.	ATA100/ up to 5 USB 2.0 ports 1 floppy port 2 fast UART 16550 serial 1 ECP/EPP parallel port PS/2 mouse and keyboard conn.	ATA100/ up to 5 USB 2.0 ports 1 floppy port 2 fast UART 16550 serial 1 ECP/EPP parallel port PS/2 mouse and keyboard conn.	ATA100/ up to 5 USB 2.0 ports 1 floppy port 2 fast UART 16550 serial 1 ECP/EPP parallel port PS/2 mouse and keyboard conn.
Onboard VGA	AOC-SIMLP-B(+); AOC-SIMLP-3(+) w/ 3rd LAN support	AOC-SIMLP-B(+); AOC-SIMLP-3(+) w/ 3rd LAN support	AOC-SIMLP-B(+); AOC-SIMLP-3(+) w/ 3rd LAN support	AOC-SIMLP-B(+); AOC-SIMLP-3(+) w/ 3rd LAN support	AOC-SIMLP-B(+); AOC-SIMLP-3(+) w/ 3rd LAN support
Built-in EIDE USB Ports	Watch Dog, SuperDoctor® III Monitors CPU voltages, +3.3V, +5V, +12V, -12V, +5V standby and 8 fan status, supports system management utility, chassis intrusion header	Watch Dog, SuperDoctor® III Monitors CPU voltages, +3.3V, 5V, +12V, -12V, +5V standby and 8 fan status, supports system management utility, chassis intrusion header	Watch Dog, SuperDoctor® III Monitors CPU voltages, +3.3V, +5V, +12V, -12V, +5V standby and 8 fan status, supports system management utility, chassis intrusion header	Watch Dog, SuperDoctor® III Monitors CPU voltages, +3.3V, 5V, +12V, -12V, +5V standby and 8 fan status, supports system management utility, chassis intrusion header	Watch Dog, SuperDoctor® III Monitors CPU voltages, +3.3V, +5V, +12V, -12V, +5V standby and 8 fan status, supports system management utility, chassis intrusion header
Other Onboard I/O Devices	4-pin PWM & 3-pin fan speed control & overheat LED ACPI power management, internal/external modem ring-on, WOL, control of power-on mode for recovery from AC power loss, SDDC support, TM2 & CPU thermal trip support for processor protection	4-pin PWM & 3-pin fan speed control & overheat LED ACPI power management, internal/external modem ring-on, WOL, control of power-on mode for recovery from AC power loss, SDDC support, TM2 & CPU thermal trip support for processor protection	4-pin PWM & 3-pin fan speed control & overheat LED ACPI power management, internal/external modem ring-on, WOL, control of power-on mode for recovery from AC power loss, SDDC support, TM2 & CPU thermal trip support for processor protection	4-pin PWM & 3-pin fan speed control & overheat LED ACPI power management, internal/external modem ring-on, WOL, control of power-on mode for recovery from AC power loss, SDDC support, TM2 & CPU thermal trip support for processor protection	4-pin PWM & 3-pin fan speed control & overheat LED ACPI power management, internal/external modem ring-on, WOL, control of power-on mode for recovery from AC power loss, SDDC support, TM2 & CPU thermal trip support for processor protection
Manageability	Phoenix 8Mb Flash ROM	Phoenix 8Mb Flash ROM	Phoenix 8Mb Flash ROM	Phoenix 8Mb Flash ROM	Phoenix 8Mb Flash ROM
PC Health Monitoring	Phoenix 8Mb Flash ROM	Phoenix 8Mb Flash ROM	Phoenix 8Mb Flash ROM	Phoenix 8Mb Flash ROM	Phoenix 8Mb Flash ROM
Thermal Control	Phoenix 8Mb Flash ROM	Phoenix 8Mb Flash ROM	Phoenix 8Mb Flash ROM	Phoenix 8Mb Flash ROM	Phoenix 8Mb Flash ROM
Other Features	Phoenix 8Mb Flash ROM	Phoenix 8Mb Flash ROM	Phoenix 8Mb Flash ROM	Phoenix 8Mb Flash ROM	Phoenix 8Mb Flash ROM
BIOS	Phoenix 8Mb Flash ROM	Phoenix 8Mb Flash ROM	Phoenix 8Mb Flash ROM	Phoenix 8Mb Flash ROM	Phoenix 8Mb Flash ROM

¹ For the most current IPMI information, visit: <http://www.supermicro.com/products/accessories/addon/SIM.cfm>



MODEL	X7DBU	X7DBN	X7DBT/ X7DBT-INF	X7DGU	X7DGT/ X7DGT-INF
Processor	Quad-core/Dual-core Intel® Xeon® 5400/5300/5200/5100/5000 Intel® 5000P	Quad-core/Dual-core Intel® Xeon® 5400/5300/5200/5100/5000 Intel® 5000P	Quad-core/Dual-core Intel® Xeon® 5400/5300/5200/5100/5000 Intel® 5000P	Quad-core/Dual-core Intel® Xeon® 5400/5300/5200/5100/5000 Intel® 5000X	Quad-core/Dual-core Intel® Xeon® 5400/5300/5200/5100/5000 Intel® 5000X
Chipset/System Bus	1333/1066/667 MHz	1333/1066/667 MHz	1333/1066/667 MHz	1333/1066/667 MHz	1333/1066/667 MHz
Form Factor	Proprietary 12"W x 13"H	Ext. ATX 12"W x 13"H	Proprietary 6.5"W x 16.4"H	Proprietary 12"W x 13"H	Proprietary 6.5"W x 16.4"H
Optimized Chassis	1U: SC111T-560U SC113TQ-560U/700U/R650U SC812L-520U SC815-560U, SC815TQ-R650U 2U: SC213A/E1-R900U SC216A/E1/E2-R900U SC823MTQ-R700U SC825MTQ-R700U SC825TQ-R700U/560U SC826TQ/E1/E2-R800U	2U: SC825TQ-R700/560LP SC823T-650LP, SC825MTQ-R700LP SC823MTQ-R700LP SC826TQ/E1/E2-R800LP SC213A/E1-R900LP SC216A/E1/E2-R900LP 3U: SC835TQ-R800 SC836TQ/E1/E2-R800 SC833T-R760/550, SC936A/E1/E2-R900 SC933T/E1/E2-R760 4U Tower: SC743T/TQ1-R760/650 SC745TQ-R800/800, SC846TQ/E1/E2-R900	1U: SC808T-980 SC809T-980	1U: SC111T-560U SC113TQ-560U/700U/R650U SC812L-520U SC815-560U, SC815TQ-R650U	1U: SC808T-980 SC809T-980
Memory Capacity & Slots	32GB ECC Fully-Buffered DIMM (FBD) DDR2 667/533 MHz SDRAM 1U solution: Right slot: 1 Universal PCI-X 133 or PCI-E x8 Left slot: 1 Universal I/O (UIO) slot & 1 PCI-E x8 via riser card 2U solution: Refer to UIO Solution page 1 SIMSO socket (IPMI 2.0)	32GB ECC Fully-Buffered DIMM (FBD) DDR2 667/533 MHz SDRAM 1 Universal I/O (UIO) slot 2 PCI-E x8 1 PCI-E x4 2 PCI-X 133/100 1 PCI 1 SIMLP slot (IPMI 2.0)	32GB ECC Fully-Buffered DIMM (FBD) DDR2 667/533 MHz SDRAM 1 PCI-E x8 via riser card 1 SIMSO socket (IPMI 2.0)	32GB ECC Fully-Buffered DIMM (FBD) DDR2 667/533 MHz SDRAM 1U solution: Right slot: 1 Universal PCI-X 133 or PCI-E x8 Left slot: 1 PCI-E x16 via riser card 1 SIMSO socket (IPMI 2.0)	32GB ECC Fully-Buffered DIMM (FBD) DDR2 667/533 MHz SDRAM 1 PCI-E x8 via riser card 1 SIMSO socket (IPMI 2.0)
Expansion Slots	1 Universal I/O (UIO) slot & 1 PCI-E x8 via riser card or 2 PCI-E x8 via riser card 2U solution: Refer to UIO Solution page 1 SIMSO socket (IPMI 2.0)	1 Universal I/O (UIO) slot & 1 PCI-E x8 via riser card or 2 PCI-E x8 via riser card 2U solution: Refer to UIO Solution page 1 SIMSO socket (IPMI 2.0)	1 PCI-E x8 via riser card 1 SIMSO socket (IPMI 2.0)	1 Universal PCI-X 133 or PCI-E x8 Left slot: 1 PCI-E x16 via riser card 1 SIMSO socket (IPMI 2.0)	1 Universal PCI-X 133 or PCI-E x8 Left slot: 1 PCI-E x16 via riser card 1 SIMSO socket (IPMI 2.0)
Onboard RAID Controller	Intel® ESB2 for 6 SATA (3Gbps) RAID 0, 1, 5, 10 (Windows) RAID 0,1,10 (Linux)	Intel® ESB2 for 6 SATA (3Gbps) RAID 0, 1, 5, 10 (Windows) RAID 0,1,10 (Linux)	Intel® ESB2 for 4 SATA (3Gbps) RAID 0, 1, 5, 10 (Windows) RAID 0,1,10 (Linux)	Intel® ESB2 for 6 SATA (3Gbps) RAID 0, 1, 5, 10 (Windows) RAID 0,1,10 (Linux)	Intel® ESB2 for 4 SATA (3Gbps) RAID 0, 1, 5, 10 (Windows) RAID 0,1,10 (Linux)
Onboard LAN	Dual LAN w/ Intel® 82563EB Gigabit Ethernet Controller (with I/OAT support)	Dual LAN w/ Intel® 82563EB Gigabit Ethernet Controller (with I/OAT support)	Dual LAN w/ Intel® 82563EB Gigabit Ethernet Controller (with I/OAT support)	Dual LAN w/ Intel® 82563EB Gigabit Ethernet Controller (with I/OAT support)	Dual LAN w/ Intel® 82563EB Gigabit Ethernet Controller (with I/OAT support)
Onboard VGA	ATI ES1000 16Mb graphics controller	ATI ES1000 16Mb graphics controller	ATI ES1000 16Mb graphics controller	ATI ES1000 16Mb graphics controller	ATI ES1000 16Mb graphics controller
Built-in EIDE USB Ports	ATA100/ up to 5 USB 2.0 ports	ATA100/ up to 5 USB 2.0 ports	Up to 4 USB 2.0 ports	ATA100/ up to 5 USB 2.0 ports	Up to 4 USB 2.0 ports
Other Onboard I/O Devices	1 floppy port 2 fast UART 16550 serial PS/2 mouse and keyboard conn.	1 floppy port 2 fast UART 16550 serial 1 ECP/EPP parallel port PS/2 mouse and keyboard conn.	1 fast UART 16550 serial Mellanox MT25204 for 20Gbps Infiniband (X7DBT-INF only)	1 floppy port 2 fast UART 16550 serial PS/2 mouse and keyboard conn.	1 fast UART 16550 serial PS/2 mouse and keyboard conn. Mellanox MT25204 for 20Gbps Infiniband III (X7DGT-INF only)
Manageability	AOC-SIMSO(+)-CBL-0177L is required to support dedicated LAN Watch Dog, SuperDoctor® III Monitors CPU voltages, +3.3V, +5V, +12V, -12V, +5V standby and 8 fan status, supports system management utility, chassis intrusion header	AOC-SIMLP-B(+); AOC-SIMLP-3(+) with 3rd LAN support Watch Dog, SuperDoctor® III Monitors CPU voltages, +3.3V, +5V, +12V, -12V, +5V standby and 8 fan status, supports system management utility, chassis intrusion header	AOC-SIMSO(+) Watch Dog, SuperDoctor® III Monitors CPU voltages, +3.3V, +5V, +12V, -12V, +5V standby and 6 fan status, supports system management utility, chassis intrusion header	AOC-SIMSO(+)-CBL-0177L is required to support dedicated LAN Watch Dog, SuperDoctor® III Monitors CPU voltages, +3.3V, +5V, +12V, -12V, +5V standby and 8 fan status, supports system management utility, chassis intrusion header	AOC-SIMSO(+) Watch Dog, SuperDoctor® III Monitors CPU voltages, +3.3V, +5V, +12V, -12V, +5V standby and 8 fan status, supports system management utility, chassis intrusion header
PC Health Monitoring	Monitors CPU voltages, +3.3V, +5V, +12V, -12V, +5V standby and 8 fan status, supports system management utility, chassis intrusion header	Monitors CPU voltages, +3.3V, +5V, +12V, -12V, +5V standby and 8 fan status, supports system management utility, chassis intrusion header	Monitors CPU voltages, +3.3V, +5V, +12V, -12V, +5V standby and 6 fan status, supports system management utility, chassis intrusion header	Monitors CPU voltages, +3.3V, +5V, +12V, -12V, +5V standby and 8 fan status, supports system management utility, chassis intrusion header	Monitors CPU voltages, +3.3V, +5V, +12V, -12V, +5V standby and 8 fan status, supports system management utility, chassis intrusion header
Thermal Control	4-pin PWM & 3-pin fan speed control w/ overheat LED	4-pin PWM & 3-pin fan speed control w/ overheat LED	Proprietary fans & overheat LED indication	4-pin PWM & 3-pin fan speed control w/ overheat LED	Proprietary fans & overheat LED indication
Other Features	ACPI power management, internal/external modem ring-on, WOL, control of power-on mode for recovery from AC power loss, SDDC support, TM2 & CPU thermal trip support for processor protection	ACPI power management, internal/external modem ring-on, WOL, control of power-on mode for recovery from AC power loss, SDDC support, TM2 & CPU thermal trip support for processor protection	ACPI power management, internal/external modem ring-on, WOL, control of power-on mode for recovery from AC power loss, SDDC support, TM2 & CPU thermal trip support for processor protection	ACPI power management, internal/external modem ring-on, WOL, control of power-on mode for recovery from AC power loss, SDDC support, TM2 & CPU thermal trip support for processor protection	ACPI power management, internal/external modem ring-on, WOL, control of power-on mode for recovery from AC power loss, SDDC support, TM2 & CPU thermal trip support for processor protection
BIOS	Phoenix 8Mb Flash ROM	Phoenix 8Mb Flash ROM	Phoenix 8Mb Flash ROM	Phoenix 8Mb Flash ROM	Phoenix 8Mb Flash ROM

* For the most current IPMI information, visit: <http://www.supermicro.com/products/accessories/addon/SIM.cfm>



MODEL	X7DBR-8+/X7DBR-i+	X7DBR-8/X7DBR-i	X7DBR-3/X7DBR-E	X7DBP-8/X7DBP-i	X7DBX-8/X7DBX-i
Processor	Quad-Core/Dual-Core Intel® Xeon® 5400/5300/5200/5100/5000	Quad-Core/Dual-Core Intel® Xeon® 5400/5300/5200/5100/5000	Quad-Core/Dual-Core Intel® Xeon® 5400/5300/5200/5100/5000	Quad-Core/Dual-Core Intel® Xeon® 5400/5300/5200/5100/5000	Quad-Core/Dual-Core Intel® Xeon® 5400/5300/5200/5100/5000
Chipset/System Bus	Intel® 5000P 1333/1066/667 MHz	Intel® 5000P 1333/1066/667 MHz	Intel® 5000P 1333/1066/667 MHz	Intel® 5000P 1333/1066/667 MHz	Intel® 5000P 1333/1066/667 MHz
Form Factor	Ext. ATX 13.68"W x 13"H	Ext. ATX 12"W x 13"H	Ext. ATX 12"W x 13"H	Proprietary 11.23"W x 16.24"H	Proprietary 11.24"W x 16.24"H
Optimized Chassis	X7DBR-8+ 1U: SC815S-700V SC815S-560V X7DBR-i+ 1U: SC815TQ-700V SC815TQ-560V	X7DBR-8 1U: SC815S-700V/ R650V/560V SC813S-520 X7DBR-i 1U: SC815TQ-700V SC815TQ-R650V SC815TQ-560V SC813TQ-520 SC812L-520/420	X7DBR-3 1U: SC815TQ-560V SC815TQ-R650V SC815TQ-700V SC813TQ-520 X7DBR-E 1U: SC815TQ-560V/R650V SC813TQ-520 SC812L-520 2U: SC825TQ-560RC2V SC825TQ-R700RC2V	X7DBP-8 1U: SC816S-R700, SC816S-700 X7DBP-i 1U: SC816A-R700, SC816A-700	X7DBX-8 1U: SC819S-700V (OEM only) X7DBX-i 1U: SC819TQ-700V (OEM only)
Memory Capacity & Slots	64GB ECC Fully-Buffered DIMM (FBD) DDR2 667/533 MHz SDRAM	32GB ECC Fully-Buffered DIMM (FBD) DDR2 667/533 MHz SDRAM	32GB ECC Fully-Buffered DIMM (FBD) DDR2 667/533 MHz SDRAM	32GB ECC Fully-Buffered DIMM (FBD) DDR2 667/533 MHz SDRAM	32GB ECC Fully-Buffered DIMM (FBD) DDR2 667/533 MHz SDRAM
Expansion Slots	Left: 1 Universal slot: PCI-X 133 or PCI-E x8 Right: 1 PCI-Express x8 (for 2U) 1 SIMSO socket (IPMI 2.0)	Universal slots: 1U: 1 PCI-X 100 or PCI-E x8 & 1 PCI-X 100 or PCI-E x8 2U: 1 PCI-X 100 & 2 PCI-E x8 or 3 PCI-X 133 Right: 1 PCI-X 100 & 2 PCI-E x4 1 SIMSO socket (IPMI 2.0)	Universal slots: 1U: 1 PCI-X 133 or PCI-E x8 & 1 PCI-X 100 or PCI-E x8 2U: 1 PCI-X 133 & 2 PCI-E x8 or 3 PCI-X 133 or 1 PCI-X 100 & 2 PCI-E x4 1 SIMSO socket (IPMI 2.0)	1 Universal: PCI-X 133 or PCI-E x8 1 Universal: PCI-X 133/100 or PCI-E x8 1 SIM1U Slot (IPMI 2.0)	Left auxiliary slot: 1/1 PCI-E x8/x4 1 Universal: PCI-X 133 or PCI-E x8 1 Universal: PCI-X 133/100 or PCI-E x4 1 SIM1U Slot (IPMI 2.0)
Onboard RAID Controller	Adaptec 7902W dual channel Ultra320 SCSI controller w/ host RAID 0, 1, 10 (X7DBR-8+ only) Intel® ESB2 for 6 SATA (3 Gbps) RAID 0, 1, 5, 10	Adaptec 7902W dual channel Ultra320 SCSI controller w/ host RAID 0, 1, 10 (X7DBR-8 only) Intel® ESB2 for 6 SATA (3 Gbps) RAID 0, 1, 5, 10	Adaptec 9410 controller for 8 SAS/SATA (4 Int. & 4 Ext); RAID 0, 1, 10 (X7DBR-3 only) Intel® ESB2 for 6 SATA (3 Gbps) RAID 0, 1, 5, 10	Adaptec 7902W dual channel Ultra320 SCSI controller w/ host RAID 0, 1, 10 (X7DBX-8 only) Intel® ESB2 for 6 SATA (3 Gbps) RAID 0, 1, 5, 10	Adaptec 7902W dual channel Ultra320 SCSI controller w/ host RAID 0, 1, 10 (X7DBX-8 only) Intel® ESB2 for 6 SATA (3 Gbps) RAID 0, 1, 5, 10
ZCR Card Support	X7DBR-8+: AOC-SOZCR1	X7DBR-8: AOC-LPZCR1 AOC-LPZCR2 AOC-LPZCR3	X7DBR-3: AOC-LPZCR2 AOC-LPZCR3	X7DBP-8: AOC-LPZCR1 AOC-LPZCR2 AOC-LPZCR3	X7DBX-8: AOC-LPZCR1 AOC-LPZCR2 AOC-LPZCR3
Onboard LAN	Dual LAN w/Intel® 82563EB Gigabit Ethernet Controller	Dual LAN w/Intel® 82563EB Gigabit Ethernet Controller	Dual LAN w/Intel® 82563EB Gigabit Ethernet Controller	Dual LAN w/Intel® 82563EB Gigabit Ethernet Controller	Dual LAN w/Intel® 82563EB Gigabit Ethernet Controller
Onboard VGA	ATI ES1000 16Mb PCI graphics controller	ATI ES1000 16Mb PCI graphics controller	ATI ES1000 16Mb PCI graphics controller	ATI ES1000 16Mb PCI graphics controller	ATI ES1000 16Mb PCI graphics controller
Built-in EIDE USB Ports	ATA/100 up to 5 USB 2.0 ports	ATA/100 up to 5 USB 2.0 ports	ATA/100 up to 5 USB 2.0 ports	ATA/100 up to 5 USB 2.0 ports	ATA/100 up to 5 USB 2.0 ports
Other Onboard I/O Devices	1 floppy port 2 fast UART 16550 serial PS/2 mouse and keyboard conn.	1 floppy port 2 fast UART 16550 serial PS/2 mouse and keyboard conn.	1 floppy port 2 fast UART 16550 serial PS/2 mouse and keyboard conn.	1 floppy port 2 fast UART 16550 serial PS/2 mouse and keyboard conn.	1 floppy port 2 fast UART 16550 serial PS/2 mouse and keyboard conn.
Manageability	AOC-SIMS0(+) Watch Dog, SuperDoctor® III	AOC-SIMS0(+) Watch Dog, SuperDoctor® III	AOC-SIMS0(+) Watch Dog, SuperDoctor® III	AOC-SIM1U-3B(+); AOC-SIM1U-3D Watch Dog, SuperDoctor® III	AOC-SIM1U-3B(+); AOC-SIM1U-3D Watch Dog, SuperDoctor® III
PC Health Monitoring	Monitors CPU voltages, +3.3V, +5V, +12V, -12V, +5V standby and 5 fan status, supports system management utility, chassis intrusion header	Monitors CPU voltages, +3.3V, +5V, +12V, -12V, +5V standby and 5 fan status, supports system management utility, chassis intrusion header	Monitors CPU voltages, +3.3V, +5V, +12V, -12V, +5V standby and 5 fan status, supports system management utility, chassis intrusion header	Monitors CPU voltages, +3.3V, +5V, +12V, -12V, +5V standby and total of 10 6-pin proprietary fan headers with 10-fans status, supports system management utility, chassis intrusion header	Monitors CPU voltages, +3.3V, +5V, +12V, -12V, +5V standby and total of 10 6-pin proprietary fan headers with 10-fans status, supports system management utility, chassis intrusion header
Thermal Control	3-pin fan speed control & overheat LED	3-pin fan speed control & overheat LED	3-pin fan speed control & overheat LED	Proprietary fans & overheat LED indication	Proprietary fans & overheat LED indication
Other Features	ACPI power management, internal/external modem ring-on, WOL, control of power-on mode for recovery from AC power loss, SDDC support, TM2 & CPU thermal trip support for processor protection	ACPI power management, internal/external modem ring-on, WOL, control of power-on mode for recovery from AC power loss, SDDC support, TM2 & CPU thermal trip support for processor protection	ACPI power management, internal/external modem ring-on, WOL, control of power-on mode for recovery from AC power loss, SDDC support, TM2 & CPU thermal trip support for processor protection	ACPI power management, internal/external modem ring-on, WOL, control of power-on mode for recovery from AC power loss, SDDC support, TM2 & CPU thermal trip support for processor protection	ACPI power management, internal/external modem ring-on, WOL, control of power-on mode for recovery from AC power loss, SDDC support, TM2 & CPU thermal trip support for processor protection
BIOS	Phoenix 8Mb Flash ROM	Phoenix 8Mb Flash ROM	Phoenix 8Mb Flash ROM	Phoenix 8Mb Flash ROM	Phoenix 8Mb Flash ROM



MODEL	X7DVL-L	X7DVL-3	X7DVL-i	X7DVL-E	X7DVA-8/ X7DVA-E	
Processor	Quad-core/Dual-core Intel® Xeon® 5300†/5100 Series	Quad-core/Dual-core Intel® Xeon® 5400/5300/5200/5100/5000	Quad-core/Dual-core Intel® Xeon® 5400/5300/5200/5100/5000	Quad-core/Dual-core Intel® Xeon® 5400/5300/5200/5100/5000	Quad-core/Dual-core Intel® Xeon® 5400/5300/5200/5100/5000	
Chipset/System Bus	Intel® 5000V 1333/1066 MHz	Intel® 5000V 1333/1066/667 MHz	Intel® 5000V 1333/1066/667 MHz	Intel® 5000V 1333/1066/667 MHz	Intel® 5000V 1333/1066/667 MHz	
Form Factor	Micro ATX 9.6"W x 10"H	ATX 12"W x 10"H	ATX 12"W x 10"H	ATX 12"W x 10"H	ATX 12"W x 10"H	
Optimized Chassis	Mini IU: SC512F-520/280, SC513L-420 IU: SC111T-560C, SC113MTQ-560C, SC811TQ-520/280, SC811T-420/410, SC811- 520/420/410/280, SC813MTQ-520/280C, SC813MT-420C/410C IU: SC823TQ-R700/560LP SC823-650LR, SC825MTQ-R700LP SC823MTQ-R700LP SC826TQ/E1/E2-R800LP SC213A/E1-R900LP SC216A/E1/E2-R900LP IU: SC835TQ-R800 SC836TQ/E1/E2-R800 SC833T-R760/550, SC936A/E1/E2-R900 SC933T/E1/E2-R760 4U/Tower: SC743TQ-I-R760/650 SC745TQ-R800/800, SC846TQ/E1/E2-R900 Mid-tower: SC733TQ/T4-645	Mini IU: SC512F-520/280, SC513L-420 IU: SC111T-560C, SC113MTQ-560C, SC811TQ-520/280, SC811T-420/410, SC811- 520/420/410/280, SC813MTQ-520/280C, SC813MT-420C/410C IU: SC823TQ-R700/560LP SC823-650LR, SC825MTQ-R700LP SC823MTQ-R700LP SC826TQ/E1/E2-R800LP SC213A/E1-R900LP SC216A/E1/E2-R900LP IU: SC835TQ-R800 SC836TQ/E1/E2-R800 SC833T-R760/550, SC936A/E1/E2-R900 SC933T/E1/E2-R760 4U/Tower: SC743TQ-I-R760/650 SC745TQ-R800/800, SC846TQ/E1/E2-R900 Mid-tower: SC733TQ/T4-645	Mini IU: SC512F-520/280, SC513L-420 IU: SC111T-560C, SC113MTQ-560C, SC811TQ-520/280, SC811T-420/410, SC811- 520/420/410/280, SC813MTQ-520/280C, SC813MT-420C/410C IU: SC823TQ-R700/560LP SC823-650LR, SC825MTQ-R700LP SC823MTQ-R700LP SC826TQ/E1/E2-R800LP SC213A/E1-R900LP SC216A/E1/E2-R900LP IU: SC835TQ-R800 SC836TQ/E1/E2-R800 SC833T-R760/550, SC936A/E1/E2-R900 SC933T/E1/E2-R760 4U/Tower: SC743TQ-I-R760/650 SC745TQ-R800/800, SC846TQ/E1/E2-R900 Mid-tower: SC733TQ/T4-645	Mini IU: SC512F-520/280, SC513L-420 IU: SC111T-560C, SC113MTQ-560C, SC811TQ-520/280, SC811T-420/410, SC811- 520/420/410/280, SC813MTQ-520/280C, SC813MT-420C/410C IU: SC823TQ-R700/560LP SC823-650LR, SC825MTQ-R700LP SC823MTQ-R700LP SC826TQ/E1/E2-R800LP SC213A/E1-R900LP SC216A/E1/E2-R900LP IU: SC835TQ-R800 SC836TQ/E1/E2-R800 SC833T-R760/550, SC936A/E1/E2-R900 SC933T/E1/E2-R760 4U/Tower: SC743TQ-I-R760/650 SC745TQ-R800/800, SC846TQ/E1/E2-R900 Mid-tower: SC733TQ/T4-645	X7DVA-8 IU: SC813MS-520/420/410/280 IU: SC823S-550LP 4U/Tower: SC745T-645 X7DVA-E Mini IU: SC512F-520/280, SC513L-420 IU: SC111T-560C, SC113MTQ-560C, SC811TQ-520/280, SC811T-420/410, SC811-520/420/410/280, SC813MTQ-520/280C, SC813MT-420C/410C IU: SC823TQ-R700/560LP SC823-650LR, SC825MTQ-R700LP SC823MTQ-R700LP SC826TQ/E1/E2-R800LP SC213A/E1-R900LP SC216A/E1/E2-R900LP IU: SC835TQ-R800 SC836TQ/E1/E2-R800LP SC213A/E1-R900LP SC216A/E1/E2-R900LP IU: SC835TQ-R800 SC836TQ/E1/E2-R800 SC833T-R760/550, SC936A/E1/E2-R900 SC933T/E1/E2-R760 4U/Tower: SC743TQ-I-R760/650 SC745TQ-R800/800, SC846TQ/E1/E2-R900 Mid-tower: SC733TQ/T4-645	
Memory Capacity & Slots	16GB ECC Fully-Buffered DIMM (FBD) DDR2 667/533 MHz SDRAM 1 PCI-E x8 1 PCI	24GB ECC Fully-Buffered DIMM (FBD) DDR2 667/533 MHz SDRAM 1 Universal: PCI-X 133MHz or PCI-E x8 1 PCI-X 133/100MHz 1 PCI	24GB ECC Fully-Buffered DIMM (FBD) DDR2 667/533 MHz SDRAM 1 Universal: PCI-X 133MHz or PCI-E x8 1 PCI-X 133/100MHz 1 PCI	24GB ECC Fully-Buffered DIMM (FBD) DDR2 667/533 MHz SDRAM 1 PCI-E x8 1 PCI-E x4 (in x8 slot) 2 PCI-X 133MHz 2 PCI 33MHz	24GB ECC Fully-Buffered DIMM (FBD) DDR2 667/533 MHz SDRAM 1 PCI-E x8 1 PCI-E x4 (in x8 slot) 2 PCI-X 133MHz 2 PCI 33MHz	24GB ECC Fully-Buffered DIMM (FBD) DDR2 667/533 MHz SDRAM 1 PCI-E x8 1 PCI-E x4 (in x8 slot) 2 PCI-X 100MHz 1 PCI 33MHz
Expansion Slots	Intel® ESB2 for 4 SATA (3 Gbps) RAID 0, 1, 5, 10	Intel® ESB2 for 4 SATA (3 Gbps); RAID 0, 1, 5, 10 LSI 1068E 8-port SAS controller; RAID 0, 1, 10	Intel® ESB2 for 4 SATA (3 Gbps); RAID 0, 1, 5, 10	Intel® ESB2 for 4 SATA (3 Gbps); RAID 0, 1, 5, 10	Intel® ESB2 for 4 SATA (3 Gbps); RAID 0, 1, 5, 10 Adaptec 7902W dual channel Ultra320 SCSI controller w/ host RAID 0, 1, 10 (X7DVA-8 only)	
Onboard RAID Controller	N/A	AOC-iButton68 (RAID 5)	N/A	N/A	X7DVA-8: AOC-LPZCR1 AOC-LPZCR2 AOC-LPZCR3	
ZCR Card Support	Dual LAN w/Intel® 82563EB Gigabit Ethernet Controller	Dual LAN w/Intel® 82563EB Gigabit Ethernet Controller	Dual LAN w/Intel® 82563EB Gigabit Ethernet Controller	Dual LAN w/Intel® 82563EB Gigabit Ethernet Controller	Dual LAN w/Intel® 82563EB Gigabit Ethernet Controller	
Onboard LAN	XGI Z7 16Mb graphics controller	XGI Z7 16Mb graphics controller	XGI Z7 16Mb graphics controller	ATI ES1000 16Mb PCI graphics controller	ATI ES1000 16Mb PCI graphics controller	
Onboard VGA	ATA/100 up to 4 USB 2.0 port	ATA/100 up to 6 USB 2.0 port	ATA/100 up to 6 USB 2.0 port	ATA/100 up to 6 USB 2.0 port	ATA/100 up to 6 USB 2.0 port	
Built-in EIDE USB Ports	1 floppy port 2 fast UART 16550 serial PS/2 mouse and keyboard conn.	1 floppy port 2 fast UART 16550 serial 1 ECP/EPP parallel header PS/2 mouse and keyboard conn.	1 floppy port 2 fast UART 16550 serial 1 ECP/EPP parallel header PS/2 mouse and keyboard conn.	1 floppy port 2 fast UART 16550 serial 1 ECP/EPP parallel header PS/2 mouse and keyboard conn.	1 floppy port 2 fast UART 16550 serial 1 ECP/EPP parallel header PS/2 mouse and keyboard conn.	
Other Onboard I/O Devices	Watch Dog SuperDoctor® III	AOC-SIMLC Watch Dog SuperDoctor® III	AOC-SIMLC Watch Dog SuperDoctor® III	AOC-SIMLC Watch Dog SuperDoctor® III	AOC-SIMLP-B(+); AOC-SIMLP-3(+)(w)with 3rd LAN support Watch Dog, SuperDoctor® III	
Manageability	Monitors CPU voltages, +3.3V, +5V, +12V, -12V, +5V standby and 6 fan status, supports system management utility, chassis intrusion header 4-pin PWM fan speed control & overheat LED	Monitors CPU voltages, +3.3V, +5V, +12V, -12V, +5V standby and 6 fan status, supports system management utility, chassis intrusion header 4-pin PWM fan speed control & overheat LED	Monitors CPU voltages, +3.3V, +5V, +12V, -12V, +5V standby and 6 fan status, supports system management utility, chassis intrusion header 4-pin PWM fan speed control & overheat LED	Monitors CPU voltages, +3.3V, +5V, +12V, -12V, +5V standby and 6 fan status, supports system management utility, chassis intrusion header 4-pin PWM fan speed control & overheat LED	Monitors CPU voltages, +3.3V, +5V, +12V, -12V, +5V standby and 6 fan status, supports system management utility, chassis intrusion header 4-pin PWM fan speed control & overheat LED	
PC Health Monitoring	ACPI power management, internal/external modem ring-on, WOL, control of power-on mode for recovery from AC power loss, SDDC support, TM2 & CPU thermal trip support for processor protection	ACPI power management, internal/external modem ring-on, WOL, control of power-on mode for recovery from AC power loss, SDDC support, TM2 & CPU thermal trip support for processor protection	ACPI power management, internal/external modem ring-on, WOL, control of power-on mode for recovery from AC power loss, SDDC support, TM2 & CPU thermal trip support for processor protection	ACPI power management, internal/external modem ring-on, WOL, control of power-on mode for recovery from AC power loss, SDDC support, TM2 & CPU thermal trip support for processor protection	ACPI power management, internal/external modem ring-on, WOL, control of power-on mode for recovery from AC power loss, SDDC support, TM2 & CPU thermal trip support for processor protection	
Thermal Control	ACPI power management, internal/external modem ring-on, WOL, control of power-on mode for recovery from AC power loss, SDDC support, TM2 & CPU thermal trip support for processor protection	ACPI power management, internal/external modem ring-on, WOL, control of power-on mode for recovery from AC power loss, SDDC support, TM2 & CPU thermal trip support for processor protection	ACPI power management, internal/external modem ring-on, WOL, control of power-on mode for recovery from AC power loss, SDDC support, TM2 & CPU thermal trip support for processor protection	ACPI power management, internal/external modem ring-on, WOL, control of power-on mode for recovery from AC power loss, SDDC support, TM2 & CPU thermal trip support for processor protection	ACPI power management, internal/external modem ring-on, WOL, control of power-on mode for recovery from AC power loss, SDDC support, TM2 & CPU thermal trip support for processor protection	
Other Features	Phoenix 8Mb Flash ROM	Phoenix 8Mb Flash ROM	Phoenix 8Mb Flash ROM	Phoenix 8Mb Flash ROM	Phoenix 8Mb Flash ROM	
BIOS	Phoenix 8Mb Flash ROM	Phoenix 8Mb Flash ROM	Phoenix 8Mb Flash ROM	Phoenix 8Mb Flash ROM	Phoenix 8Mb Flash ROM	

† For the most current IPMI information, visit: <http://www.supermicro.com/products/accessories/addon/SIM.cfm>



MODEL	X7DA3+	X7DA3	X7DA8+/X7DAE+	X7DA8/X7DAE	X7DAL-E+/X7DAL-E
Processor	Quad-Core/Dual-Core Intel® Xeon® 5400/5300/5200/5100/5000	Quad-Core/Dual-Core Intel® Xeon® 5400/5300/5200/5100/5000	Quad-Core/Dual-Core Intel® Xeon® 5400/5300/5200/5100/5000	Quad-Core/Dual-Core Intel® Xeon® 5400/5300/5200/5100/5000	Quad-Core/Dual-Core Intel® Xeon® 5400/5300/5200/5100/5000
Chipset/System Bus	Intel® 5000X 1333/1066/667 MHz	Intel® 5000X 1333/1066/667 MHz	Intel® 5000X 1333/1066/667 MHz	Intel® 5000X 1333/1066/667 MHz	Intel® 5000X 1333/1066/667 MHz
Form Factor	Ext. ATX 12"W x 13"H	Ext. ATX 12"W x 13"H	Ext. ATX 12"W x 13"H	Ext. ATX 12"W x 13"H	ATX 12"W x 10"H
Optimized Chassis	4U/Tower: SC743TQ-865 SC743T-645	4U/Tower: SC743TQ-865 SC743T-645	X7DA8+ 4U/Tower: SC743S2-R760/650 SC743S1-R760/650/645* SC743i-R760/650/645* X7DAE+ 4U/Tower: SC743TQ-865 SC743T-645	X7DA8 4U/Tower: SC743S2-R760/650 SC743S1-R760/650/645* SC743i-R760/650/645* X7DAE 4U/Tower: SC743TQ-865 SC743T-645	4U/Tower: SC743T-645* SC743i-645* SC742T-650 Mid-tower: SC733TQ-645 SC733TQ-465 SC733T-645 SC733T-465 SC733i-645
Memory Capacity & Slots	32GB ECC Fully-Buffered DIMM (FBDD) DDR2 667/533 MHz SDRAM	32GB ECC Fully-Buffered DIMM (FBDD) DDR2 667/533 MHz SDRAM	32GB ECC Fully-Buffered DIMM (FBDD) DDR2 667/533 MHz SDRAM	32GB ECC Fully-Buffered DIMM (FBDD) DDR2 667/533 MHz SDRAM	24GB ECC Fully-Buffered DIMM (FBDD) DDR2 667/533 MHz SDRAM
Expansion Slots	1 PCI-E x16 1 PCI-E x4 (in x16 slot) 2 PCI-X 133MHz 1 PCI-X 100MHz 1 PCI 33MHz 1 SIMLP slot (IPMI 2.0)	1 PCI-E x16 1 PCI-E x4 (in x16 slot) 2 PCI-X 133MHz 1 PCI-X 100MHz 1 PCI 33MHz 1 SIMLP slot (IPMI 2.0)	1 PCI-E x16 1 PCI-E x4 (in x16 slot) 2 PCI-X 133MHz 1 PCI-X 100MHz 1 PCI 33MHz 1 SIMLP slot (IPMI 2.0)	1 PCI-E x16 1 PCI-E x4 (in x16 slot) 2 PCI-X 133MHz 1 PCI-X 100MHz 1 PCI 33MHz 1 SIMLP slot (IPMI 2.0)	1 PCI-E x16 1 PCI-E x4 (in x16 slot) 2 PCI-X 133MHz 2 PCI 33MHz 1 UIO (Universal I/O) slot
Onboard RAID Controller	Adaptec 9410W controller for 8 SAS/SATA w/ host; RAID 0, 1, 10 Intel® ESB2 for 6 SATA(3 Gbps); RAID 0, 1, 5, 10	Adaptec 9410W controller for 8 SAS/SATA w/ host; RAID 0, 1, 10 Intel® ESB2 for 6 SATA(3 Gbps); RAID 0, 1, 5, 10	Adaptec 7902W dual channel Ultra320 SCSI controller w/ host; RAID 0, 1, 10 (X7DA8+ only) Intel® ESB2 for 6 SATA(3 Gbps); RAID 0, 1, 5, 10	Adaptec 7902W dual channel Ultra320 SCSI controller w/ host; RAID 0, 1, 10 (X7DA8 only) Intel® ESB2 for 6 SATA(3 Gbps); RAID 0, 1, 5, 10	Intel® ESB2 for 6 SATA(3 Gbps); RAID 0, 1, 5, 10
ZCR Card Support	AOC-LPZCR2 AOC-LPZCR3	AOC-LPZCR2 AOC-LPZCR3	X7DA8+: AOC-LPZCR1 AOC-LPZCR2 AOC-LPZCR3	X7DA8: AOC-LPZCR1 AOC-LPZCR2 AOC-LPZCR3	N/A
Onboard LAN	Dual LAN w/Intel® 82563EB Gigabit Ethernet Controller	Dual LAN w/Intel® 82563EB Gigabit Ethernet Controller	Dual LAN w/Intel® 82563EB Gigabit Ethernet Controller	Dual LAN w/Intel® 82563EB Gigabit Ethernet Controller	Dual LAN w/Intel® 82563EB Gigabit Ethernet Controller
Onboard VGA	N/A	N/A	N/A	N/A	N/A
Built-in EIDE USB Ports	ATA100/ up to 6 USB 2.0 ports	ATA100/ up to 6 USB 2.0 ports	ATA100/ up to 6 USB 2.0 ports	ATA100/ up to 6 USB 2.0 ports	ATA100/ up to 6 USB 2.0 ports
Other Onboard I/O Devices	1 floppy port 1 fast UART 16550 serial 1 ECP/EPP parallel port PS/2 mouse and keyboard conn. 7.1 High Definition Audio	1 floppy port 2 fast UART 16550 serial 1 ECP/EPP parallel port PS/2 mouse and keyboard conn. AC'97 audio CODEC high quality 6-channel sound	1 floppy port 1 fast UART 16550 serial 1 ECP/EPP parallel port PS/2 mouse and keyboard conn. 7.1 High Definition Audio	1 floppy port 2 fast UART 16550 serial 1 ECP/EPP parallel port PS/2 mouse and keyboard conn. AC'97 audio CODEC high quality 6-channel sound	1 floppy port 2 fast UART 16550 serial 1 ECP/EPP parallel header PS/2 mouse and keyboard conn. 7.1 HD audio (X7DAL-E+ only) AC'97 audio CODEC high quality 6-channel sound (X7DAL-E only)
Manageability	AOC-SIMLP-B; AOC-SIMLP-3 with 3rd LAN support Watch Dog, SuperDoctor® III Monitors CPU voltages, +3.3V, +5V, +12V, -12V, +5V standby and 8 fan status, supports system management utility, chassis intrusion header	AOC-SIMLP-B; AOC-SIMLP-3 with 3rd LAN support Watch Dog, SuperDoctor® III Monitors CPU voltages, +3.3V, +5V, +12V, -12V, +5V standby and 8 fan status, supports system management utility, chassis intrusion header	AOC-SIMLP-B; AOC-SIMLP-3 with 3rd LAN support Watch Dog, SuperDoctor® III Monitors CPU voltages, +3.3V, +5V, +12V, -12V, +5V standby and 8 fan status, supports system management utility, chassis intrusion header	AOC-SIMLP-B; AOC-SIMLP-3 with 3rd LAN support Watch Dog, SuperDoctor® III Monitors CPU voltages, +3.3V, +5V, +12V, -12V, +5V standby and 8 fan status, supports system management utility, chassis intrusion header	Watch Dog, SuperDoctor® III
PC Health Monitoring	Monitors CPU voltages, +3.3V, +5V, +12V, -12V, +5V standby and 8 fan status, supports system management utility, chassis intrusion header	Monitors CPU voltages, +3.3V, +5V, +12V, -12V, +5V standby and 8 fan status, supports system management utility, chassis intrusion header	Monitors CPU voltages, +3.3V, +5V, +12V, -12V, +5V standby and 8 fan status, supports system management utility, chassis intrusion header	Monitors CPU voltages, +3.3V, +5V, +12V, -12V, +5V standby and 8 fan status, supports system management utility, chassis intrusion header	Monitors CPU voltages, +3.3V, +5V, +12V, -12V, +5V standby and 6 fan status, supports system management utility, chassis intrusion header
Thermal Control	4-pin PWM & 3-pin fan speed control & overheat LED	3-pin fan speed control & overheat LED	4-pin PWM & 3-pin fan speed control & overheat LED	3-pin fan speed control & overheat LED	4-pin PWM & 3-pin fan speed control & overheat LED
Other Features	ACPI power management, internal/external modem ring-on, WOL, control of power-on mode for recovery from AC power loss, SDDC support, STR, TM2 & CPU thermal trip support for processor protection	ACPI power management, internal/external modem ring-on, WOL, control of power-on mode for recovery from AC power loss, SDDC support, STR, TM2 & CPU thermal trip support for processor protection	ACPI power management, internal/external modem ring-on, WOL, control of power-on mode for recovery from AC power loss, SDDC support, STR, TM2 & CPU thermal trip support for processor protection	ACPI power management, internal/external modem ring-on, WOL, control of power-on mode for recovery from AC power loss, SDDC support, STR, TM2 & CPU thermal trip support for processor protection	ACPI power management, internal/external modem ring-on, WOL, control of power-on mode for recovery from AC power loss, SDDC support, STR, TM2 & CPU thermal trip support for processor protection
BIOS	Phoenix 8Mb Flash ROM	Phoenix 8Mb Flash ROM	Phoenix 8Mb Flash ROM	Phoenix 8Mb Flash ROM	Phoenix 8Mb Flash ROM

* For the most current IPMI information, visit: <http://www.supermicro.com/products/accessories/addon/SIM.cfm>



**X58 Chipset
1600MHz/DDR3**



**X58 Chipset
1333MHz/DDR3**



**X58 Chipset
1333MHz/DDR3**



**X58 Chipset
1333MHz/DDR3**



MODEL	X8SAX	X8ST3-F X8STE	X8STi X8STi-F	X8STi-3F X8STi-LN4
Processor	Intel® Core™ i7 and Intel® Xeon® Processor 5500/3500 Series (Nehalem)	Intel® Core™ i7 and Intel® Xeon® Processor 5500/3500 Series (Nehalem)	Intel® Core™ i7 and Intel® Xeon® Processor 5500/3500 Series (Nehalem)	Intel® Core™ i7 and Intel® Xeon® Processor 5500/3500 Series (Nehalem)
Chipset/System Bus	Intel® X58 Express chipset with QPI up to 6.4GT/s	Intel® X58 Express chipset with QPI up to 6.4GT/s	Intel® X58 Express chipset with QPI up to 6.4GT/s	Intel® X58 Express chipset with QPI up to 6.4GT/s
Form Factor	ATX 12"W x 10"H	ATX 12"W x 10"H	ATX 12"W x 9.6"H	ATX 12"W x 9.6"H
Optimized Chassis	<p>Mid-Tower: SC733T/i-645/465 SC733TQ/E-465</p> <p>4U: SC743T/i-645 SC743T-465 SC743TQ-865/865-SQ</p>	<p>2U: SC822T-400LP SC823T-650LP SC825TQ-R700/560LP SC825MTQ-R700LP SC823MTQ-R700LP SC826TQ/E1/E2-R800LP SC213A/E1-R900LP SC216A/E1/E2-R900LP 3U: SC835TQ-R800 SC836TQ/E1/E2-R800 SC833FR760/550 SC936A/E1/E2-R900 SC933T/E1/E2-R760</p> <p>Mid-Tower: SC733T/i-645/465, SC733E-465</p> <p>4U Tower: SC742T-500 SC743TQ/I-R760/650 SC745TQ-R800/800, SC846TQ/E1/E2-R900</p>	<p>Mini 1U: SC510T-200 (up to 65W CPU) SC510-200 (up to 65W CPU) SC512C-260, SC512F-260 SC512L-260 /260-LCD SC513L-260, SC513F-260</p> <p>1U: SC111T-360C SC113MTQ-360C SC811i/SC811T-300/280/260 SC813MT-300C</p>	<p>Mini 1U: SC510T-200 (up to 65W CPU) SC510-200 (up to 65W CPU) SC512C-260, SC512F-260 SC512L-260 /260-LCD SC513L-260, SC513F-260</p> <p>1U: SC111T-360C SC113MTQ-360C SC811i/SC811T-300/280/260 SC813MT-300C</p>
Memory Capacity & Slots	24GB of DDR3 Unb. ECC or Non-ECC 1333/1066/800 MHz SDRAM in 6 DIMMs	24GB of DDR3 Unb. ECC or Non-ECC 1333/1066/800 MHz SDRAM in 6 DIMMs	24GB of DDR3 Unb. ECC or Non-ECC 1333/1066/800 MHz SDRAM in 6 DIMMs	24GB of DDR3 Unb. ECC or Non-ECC 1333/1066/800 MHz SDRAM in 6 DIMMs
Expansion Slots	2 PCI-E 2.0 x16 1 PCI-E x4 (in x8 slot) 2 PCI-X 133/100 1 PCI-32	1 PCI-E 2.0 x8 (in x16 slot) 2 PCI-E 2.0 x8 1 PCI-E x4 (in x8 slot) 2 PCI-32	1 Universal Slot: 1 PCI-E 2.0 x16 1 PCI-E 2.0 x8 1 PCI-32	1 Universal Slot: 1 PCI-E 2.0 x16 1 PCI-E 2.0 x8 1 PCI-32
Onboard RAID Controller	Intel® ICH10R for 6 SATA (3 Gbps); RAID 0,1,5,10 (Windows) RAID 0,1,10 (Linux)	Intel® ICH10R for 6 SATA (3 Gbps); RAID 0,1,5,10 (Windows) RAID 0,1,10 (Linux) LSI 1068E 8-port SAS controller; RAID 0,1,10 (X8ST3-F)	Intel® ICH10R for 6 SATA (3 Gbps); RAID 0,1,5,10 (Windows) RAID 0,1,10 (Linux)	Intel® ICH10R for 6 SATA (3 Gbps); RAID 0,1,5,10 (Windows) RAID 0,1,10 (Linux) LSI 1068E 8-port SAS controller; RAID 0,1,10 (X8STi-3F)
iButton Support	N/A	AOC-iButton68 (RAID 5) (X8ST3-F)	N/A	AOC-iButton68 (RAID 5) (X8STi-3F)
Onboard LAN	Dual Intel® 82574L Gigabit Ethernet	Dual Intel® 82574L Gigabit Ethernet; 1 Realtek RTL8201N for IPMI (X8ST3-F)	Dual Intel® 82574L Gigabit Ethernet; 1 Realtek RTL8201N for IPMI (X8STi-F)	Dual Intel® 82574L Gigabit Ethernet; Quad Intel® 82574L Gigabit Ethernet (X8STi-LN4); 1 Realtek RTL8201N for IPMI (X8STi-3F)
Onboard VGA	N/A	Matrox G200eW	Matrox G200eW	Matrox G200eW
Built-in SAS/SATA, USB Ports	6 SATA ports Up to 12 USB 2.0 ports	8 SAS ports 6 SATA ports Up to 8 USB 2.0 ports	6 SATA ports Up to 8 USB 2.0 ports	8 SAS ports 6 SATA ports Up to 8 USB 2.0 ports
Other Onboard I/O Devices	1 floppy port 2 fast UART 16550 serial (2 headers) PS/2 mouse and keyboard conn. ALC883 7.1 HD audio 2 IEEE 1394a headers S/PDIF output ATI® CrossfireX™ Technology	1 floppy port 2 fast UART 16550 serial (1 header, 1 port) PS/2 mouse and keyboard conn.	1 floppy port 2 fast UART 16550 serial (1 header, 1 port) PS/2 mouse and keyboard conn.	1 floppy port 2 fast UART 16550 serial (1 header, 1 port) PS/2 mouse and keyboard conn.
Manageability	Watch Dog SuperDoctor® III	IPMI 2.0 with dedicated LAN (X8ST3-F) Watch Dog SuperDoctor® III	IPMI 2.0 with dedicated LAN (X8STi-F) Watch Dog SuperDoctor® III	IPMI 2.0 with dedicated LAN (X8STi-3F) Watch Dog SuperDoctor® III
PC Health Monitoring	Monitors CPU voltages, +3.3V, +5V, +12V, -12V & -5V standby and total of 6-fan status, supports system management utility, chassis intrusion header	Monitors CPU voltages, +3.3V, +5V, +12V, -12V & -5V standby and total of 6-fan status, supports system management utility, chassis intrusion header	Monitors CPU voltages, +3.3V, +5V, +12V, -12V & -5V standby and total of 6-fan status, supports system management utility, chassis intrusion header	Monitors CPU voltages, +3.3V, +5V, +12V, -12V & -5V standby and total of 6-fan status, supports system management utility, chassis intrusion header
Thermal Control	Overheat LED indication, 4-pin PWM fan speed control	Overheat LED indication, 4-pin PWM fan speed control	Overheat LED indication, 4-pin PWM fan speed control	Overheat LED indication, 4-pin PWM fan speed control
Other Features	ACPI power management, control of power-on for recovery from AC power loss, SDDC, TM2 & CPU thermal trip support for processor protection	ACPI power management, WOL, control of power-on for recovery from AC power loss, SDDC, TM2 & CPU thermal trip support for processor protection	ACPI power management, WOL, control of power-on for recovery from AC power loss, SDDC, TM2 & CPU thermal trip support for processor protection	ACPI power management, WOL, control of power-on for recovery from AC power loss, SDDC, TM2 & CPU thermal trip support for processor protection
BIOS	AMI 4Mb Flash ROM	AMI 4Mb Flash ROM	AMI 4Mb Flash ROM	AMI 4Mb Flash ROM

¹ For the most IPMI information, visit: <http://www.supermicro.com/products/accessories/addon/SIM.cfm>



NEW!



MODEL	X7SLM-L	X7SLM/ X7SLM +	X7SLA-L/ X7SLA-H	X7SBL-LN1/ X7SBL-LN2
Processor	Intel® Core™ 2 E4000 series, Pentium®, Pentium® D, Pentium 4® and Celeron® D	Intel® Core™ 2 E4000 series, Pentium®, Pentium® D, Pentium 4® and Celeron® D	Intel® Atom™ 230 processor (X7SLA-L) Intel® Atom™ 330 processor (X7SLA-H)	Intel® Xeon® 3000 sequence and Core™ 2 Extreme, Quad and Duo, Pentium®, and Celeron® series
Chipset/ System Bus	Intel® 945GC chipset 1066/800/533MHz FSB	Intel® 945GC chipset 1066/800/533MHz FSB	Intel® 945GC Chipset 533MHz FSB	Intel® 3200 chipset 1333/1066/800 MHz FSB
Form Factor	Micro ATX 9.6"W x 8.6"H	Micro ATX 9.6"W x 9.6"H	Flex ATX 9" x 7.5"	Micro ATX 9.6"W x 9.6"H
Optimized Chassis	Mini IU: SC502-200 (up to 35W CPU) SC503-200 (up to 35W CPU) SC510T-200 (up to 65W CPU) SC510-200 (up to 65W CPU) SC512C-260, SC512F-260 SC512L-260 /260-LCD SC513L-260, SC513F-260 IU: SC111T/MTQ-360C SC113MTQ-360C SC811i/SC811T-300/280/260 SC813MT-300C Tower: SC731i-300	Mini IU: SC502-200 (up to 35W CPU) SC503-200 (up to 35W CPU) SC510T-200 (up to 65W CPU) SC510-200 (up to 65W CPU) SC512C-260, SC512F-260 SC512L-260 /260-LCD SC513L-260, SC513F-260 IU: SC111T/MTQ-360C SC113MTQ-360C SC811i/SC811T-300/280/260 SC813MT-300C Tower: SC731i-300	Mini IU: SC502-200 (up to 35W CPU) SC503-200 (up to 35W CPU) SC510T-200 (up to 65W CPU) SC510-200 (up to 65W CPU) SC512C-260, SC512F-260 SC512L-260 /260-LCD SC513L-260, SC513F-260 IU: SC111T/MTQ-360C SC113MTQ-360C SC811i/SC811T-300/280/260 SC813MT-300C Tower: SC731i-300	Mini IU: SC502-200 (up to 35W CPU) SC503-200 (up to 35W CPU) SC510T-200 (up to 65W CPU) SC510-200 (up to 65W CPU) SC512C-260, SC512F-260 SC512L-260 /260-LCD SC513L-260, SC513F-260 IU: SC111T-360C SC113MTQ-360C SC811i/SC811T-300/280/260 SC813MT-300C Tower: SC731i-300
Memory Capacity & Slots	4 GB of Unb. non-ECC DDR2 667/533/400 MHz SDRAM	2 GB of Unb. non-ECC DDR2 667/533/400 MHz SDRAM	Up to 2 GB of Unb. non-ECC DDR2 667/533/400 MHz SDRAM	8GB of Unb. ECC or non-ECC DDR2 667/800 MHz SDRAM
Expansion Slots	1 PCI-E x16 1 PCI-E x4 (x8 slot) 2 32-bit PCI	1 PCI-E x8 1 32-bit PCI 33MHz	1 PCI-E x8 1 PCI-E x4 (in x8 slot) & 1 32-bit PCI	1 Universal slot: 1 PCI-E x8 or 1 PCI-32 1 PCI-E x4 (using x8 slot) & 1 32 bit PCI X7SBL-LN2: 1 SIMPL slot (IPMI 2.0)*; X7SBL-LN1: No IPMI
Onboard RAID Controller	Intel® ICH7R SATA for 4 SATA (3 Gbps); RAID 0, 1, 5, 10	Intel® ICH7 SATA for 4 SATA (3 Gbps)	Intel® ICH7R SATA for 4 SATA Ports w/ RAID 0, 1, 5, 10 support	Intel® ICH9R for 6 SATA; RAID 0, 1, 5, 10
ZCR Card Support	N/A	N/A	N/A	N/A
Onboard LAN	Dual Realtek RTL8111C Gigabit Ethernet	Dual Realtek RTL8111C Gigabit Ethernet	Dual Realtek RTL8111C-GR Gigabit Ethernet controllers (1x LAN on X7SLA-L)	Single LAN w/ Intel® 82573L (X7SBL-LN1 only) Dual LAN w/ Intel® 82573V + 82573L (X7SBL-LN2 only) Gigabit Ethernet
Onboard VGA	Intel GMA 950	Intel GMA 950	Intel GMA 950	XGI Z9s 32MB DDR2
Built-in EIDE USB Ports	ATA/100 Up to 8 USB 2.0 ports	ATA/100 Up to 5 USB 2.0 ports	ATA/100 Up to 8 USB 2.0 ports	Up to 7 USB 2.0 ports
Other Onboard I/O Devices	1 floppy port 2 fast UART 16550 serial PS/2 mouse & Keyboard	1 floppy port 2 fast UART 16550 serial PS/2 mouse & Keyboard	1 x serial port & 1 header (X7SLA-H only) 2 x PS/2 ports	1 floppy port 2 fast UART 16550 serial PS/2 mouse & Keyboard
Manageability	Watch Dog SuperDoctor® III	Watch Dog SuperDoctor® III	Watch Dog SuperDoctor® III	AOC-SIMLC-HTC (X7SBL-LN2) Watch Dog SuperDoctor® III
PC Health Monitoring	Monitors CPU voltages, 1.8V, +3.3V, +5V, +/-12V, VBAT & +5V standby and total of five 4-pin fan headers with tachometer monitoring on 5 fans, supports system management utility, chassis intrusion header	Monitors CPU voltages, 1.8V, +3.3V, +5V, +/-12V, VBAT & +5V standby and total of five 4-pin fan headers with tachometer monitoring on 5 fans, supports system management utility, chassis intrusion header	Monitors CPU voltages, +1.8V, +3.3V, +5V, +/-12V, VBAT & +5V standby and total of four 4-pin fan headers with tachometer monitoring on 4 fans, supports system management utility, chassis intrusion header	Monitors CPU voltages, +1.8V, +3.3V, +5V, +12V, -12V, VBAT & +5V standby and total of six 4-pin fan headers with tachometer monitoring on 6 fans, supports system management utility, chassis intrusion header
Thermal Control	4-pin PWM speed control & overheat LED indication	4-pin PWM speed control & overheat LED indication	4-pin PWM speed control & overheat LED indication	4-pin PWM & 3-pin fan speed control & overheat LED indication
Other Features	ACPI/APM power management, control of power-on mode for recovery from AC power loss, TM2 & CPU thermal trip support for processor protection.	ACPI/APM power management, control of power-on mode for recovery from AC power loss, TM2 & CPU thermal trip support for processor protection. TPM 1.2 (X7SLM+ only)	ACPI/APM power management, control of power-on mode for recovery from AC power loss, TM2 & CPU thermal trip support for processor protection	ACPI power management, internal/external modem ring-on, WOR, WOL, control of power-on mode for recovery from AC power loss, STR, TM2 & CPU thermal trip support for processor protection
BIOS	Award 8Mb Flash ROM	Award 8Mb Flash ROM	AMI 8Mb Flash ROM	Phoenix 8Mb SPI Flash ROM

* For the most current product information, visit: <http://www.supermicro.com/products/accessories/addon/SIM.cfm>



MODEL	X7SBI	X7SBI-LN4/ X7SBI-LN4-TM	X7SBA	X7SBE
Processor	Intel® Xeon® 3000 sequence and Core™ 2 Extreme, Quad and Duo, Pentium® and Celeron® series	Intel® Xeon® 3000 sequence and Core™ 2 Extreme, Quad and Duo, Pentium® and Celeron® series	Intel® Xeon® 3000 sequence and Core™ 2 Extreme, Quad and Duo, Pentium® and Celeron® series	Intel® Xeon® 3000 sequence and Core™ 2 Extreme, Quad and Duo, Pentium® and Celeron® series
Chipset/ System Bus	Intel® 3210 chipset 1333/1066/800 MHz FSB	Intel® 3200 chipset 1333/1066/800 MHz FSB	Intel® 3210 chipset 1333/1066/800 MHz FSB	Intel® 3210 chipset 1333/1066/800 MHz FSB
Form Factor	ATX 12"W x 9.6"H	ATX 12"W x 9.6"H	ATX 12"W x 9.6"H	ATX 12"W x 9.6"H
Optimized Chassis	Mini 1U: SC502-200 (up to 35W CPU) SC503-200 (up to 35W CPU) SC510T-200 (up to 65W CPU) SC510-200 (up to 65W CPU) SC512C-260, SC512F-260 SC512L-260 /260-LCD SC513L-260, SC513F-260 1U: SC111T-360C SC113MTQ-360C SC811i/SC811T-300/280/260 SC813MT-300C	Mini 1U: SC502-200 (up to 35W CPU) SC503-200 (up to 35W CPU) SC510T-200 (up to 65W CPU) SC510-200 (up to 65W CPU) SC512C-260, SC512F-260 SC512L-260 /260-LCD SC513L-260, SC513F-260 1U: SC111T-360C SC113MTQ-360C SC811i/SC811T-300/280/260 SC813MT-300C	2U: SC822T-400LP, SC823T-650LP SC825TQ-R700/560LP SC825MTQ-R700LP SC823MTQ-R700LP SC826TQ/E1/E2-R800LP SC213A/E1-R900LP SC216A/E1/E2-R900LP 3U: SC835TQ-R800 SC836TQ/E1/E2-R800 SC833T-R760/550 SC936A/E1/E2-R900 SC933T/E1/E2-R760 Mid-Tower: SC733Ti-645/465, SC733E-465 4U/Tower: SC742T-500, SC743T/TQ/I-R760/650 SC745TQ-R800/800, SC846TQ/E1/E2-R900	2U: SC822T-400LP, SC823T-650LP SC825TQ-R700/560LP SC825MTQ-R700LP SC823MTQ-R700LP SC826TQ/E1/E2-R800LP SC213A/E1-R900LP SC216A/E1/E2-R900LP 3U: SC835TQ-R800 SC836TQ/E1/E2-R800 SC833T-R760/550 SC936A/E1/E2-R900 SC933T/E1/E2-R760 Mid-Tower: SC733Ti-645/465, SC733E-465 4U/Tower: SC742T-500, SC743T/TQ/I-R760/650 SC745TQ-R800/800 SC846TQ/E1/E2-R900
Memory Capacity & Slots	8 GB of Unb. ECC or non-ECC DDR2 667/800 MHz SDRAM	8 GB of Unb. ECC or non-ECC DDR2 667/800 MHz SDRAM	8GB of Unb. ECC or non-ECC DDR2 667/800 MHz SDRAM	8GB of Unb. ECC or non-ECC DDR2 667/800 MHz SDRAM
Expansion Slots	1 Universal slot: 1 PCI-E x8 1 PCI-X 1 32-bit PCI 1 SIMSO socket (IPMI 2.0)†	1 Universal slot: 1 PCI-X 1 32-bit PCI 1 SIMSO socket (IPMI 2.0)†	1 PCI-E x8 (using x16 slot), 2 PCI-X 133 & 4x 32-bit PCI 1 SIMSO socket (IPMI 2.0)†	1 PCI-E x8, 4 PCI-X 133/100 & 1 PCI-E x4 1 SIMLC slot (IPMI 2.0)†
Onboard RAID Controller	Intel® ICH9R for 6 SATA; RAID 0, 1, 5, 10	Intel® ICH9R for 6 SATA; RAID 0, 1, 5, 10	Intel® ICH9R for 6 SATA; RAID 0, 1, 5, 10	Intel® ICH9R for 6 SATA; RAID 0, 1, 5, 10
ZCR Card Support	N/A	N/A	N/A	N/A
Onboard LAN	Dual Intel® 82573 V/L Gigabit Ethernet	Four LAN w/ Intel® 82573 V/L Gigabit Ethernet	Dual LAN w/ Intel® 82573V/L Gigabit Ethernet	Dual LAN w/ Intel® 82573V/L Gigabit Ethernet
Onboard VGA	ATI ES1000 32MB	ATI ES1000 32MB	XGI Z9s 32MB	ATI ES1000 32MB
Built-in EIDE USB Ports	ATA/100 Up to 8 USB 2.0 ports	ATA/100 Up to 8 USB 2.0 ports	Up to 7 USB 2.0 ports	Up to 7 USB 2.0 ports
Other Onboard I/O Devices	1 floppy port 2 fast UART 16550 serial PS/2 mouse & Keyboard	1 floppy port 2 fast UART 16550 serial PS/2 mouse & Keyboard	1 floppy port 2 fast UART 16550 serial PS/2 mouse & keyboard	1 floppy port 2 fast UART 16550 serial PS/2 mouse & keyboard
Manageability	AOC-SIMSO-HTC, AOC-SIMSO+ w/ dedicated LAN Watch Dog SuperDoctor® III	AOC-SIMSO-HTC, AOC-SIMSO+ w/ dedicated LAN Watch Dog SuperDoctor® III	AOC-SIMSO-HTC Watch Dog SuperDoctor® III w/ dedicated AOC-SIMSO+ LAN	AOC-SIMLC-HTC; AOC-SIMIU+ w/ dedicated LAN Watch Dog SuperDoctor® III
PC Health Monitoring	Monitors CPU voltages, +1.8V, +3.3V, +5V, +12V, -12V, VBAT & +5V standby and total of six 4-pin fan headers with tachometer monitoring on 6 fans, supports system management utility, chassis intrusion header	Monitors CPU voltages, +1.8V, +3.3V, +5V, +12V, -12V, VBAT & +5V standby and total of six 4-pin fan headers with tachometer monitoring on 6 fans, supports system management utility, chassis intrusion header	Monitors CPU voltages, +1.8V, +3.3V, +5V, +12V, -12V, VBAT & +5V standby and total of six 4-pin fan headers with tachometer monitoring on 6 fans, supports system management utility, chassis intrusion header	Monitors CPU voltages, +1.8V, +3.3V, +5V, +12V, -12V, VBAT & +5V standby and total of six 4-pin fan headers with tachometer monitoring on 6 fans, supports system management utility, chassis intrusion header
Thermal Control	4-pin PWM & 3-pin fan speed control & overheat LED indication	4-pin PWM & 3-pin fan speed control & overheat LED indication	4-pin PWM & 3-pin fan speed control & overheat LED indication	4-pin PWM & 3-pin fan speed control & overheat LED indication
Other Features	ACPI power management, internal/external modem ring-on, WOR, WOL, control of power-on mode for recovery from AC power loss, STR, TM2, & CPU thermal trip support for processor protection.	ACPI power management, internal/external modem ring-on, WOR, WOL, control of power-on mode for recovery from AC power loss, STR, TM2, & CPU thermal trip support for processor protection. TPM 1.2 (X7SBI-LN4-TM only)	ACPI power management, internal/external modem ring-on, WOR, WOL, control of power-on mode for recovery from AC power loss, STR, TM2 & CPU thermal trip support for processor protection	ACPI power management, internal/external modem ring-on, WOR, WOL, control of power-on mode for recovery from AC power loss, STR, TM2 & CPU thermal trip support for processor protection
BIOS	Phoenix 16Mb SPI Flash ROM	Phoenix 16Mb SPI Flash ROM	Phoenix 16Mb SPI Flash ROM	Phoenix 16Mb SPI Flash ROM

† For the most current product information, visit: <http://www.supermicro.com/products/accessories/addon/SIM.cfm>



**X48 Chipset
1.6GHz/DDR3**

**X48 Chipset
1.6GHz/DDR3**



MODEL	X7SB4	X7SB3/ X7SB3-F	X7SBU	X7SBT/ X7SBT-10G
Processor	Intel® Xeon® 3000 sequence and Core™ 2 Extreme, Quad and Duo, Pentium® and Celeron® series	Intel® Xeon® 3000 sequence and Core™ 2 Extreme, Quad and Duo, Pentium® and Celeron® series	Intel® Xeon® 3000 sequence and Core™ 2 Extreme, Quad and Duo, Pentium® and Celeron® series	Intel® Xeon® 3000 sequence and Core™ 2 Extreme, Quad and Duo, Pentium® and Celeron® series
Chipset/ System Bus	Intel® 3210 chipset 1333/1066/800 MHz FSB	Intel® 3210 chipset 1333/1066/800 MHz FSB	Intel® X48 chipset 1600/1333/1066/800 MHz FSB	Intel® X48 chipset 1600/1333/1066/800 MHz FSB
Form Factor	ATX 12"W x 9.6"H	ATX 12"W x 9.6"H	Proprietary 8"W x 13"H	Proprietary 6.5"W x 16"H
Optimized Chassis	2U: SC822T-400LP, SC823T-650LP SC825TQ-R700/560LP SC825MTQ-R700LP SC823MTQ-R700LP SC826TQ/E1/E2-R800LP SC213A/E1-R900LP SC216A/E1/E2-R900LP 3U: SC835TQ-R800 SC836TQ/E1/E2-R800 SC833T-R760/550 SC936A/E1/E2-R900 SC933T/E1/E2-R760 Mid-Tower: SC733T/F-645/465, SC733E-465 4U/Tower: SC742T-500, SC743T/TQ/I-R760/650 SC745TQ-R800/800 SC846TQ/E1/E2-R900	1U: SC111T-360C SC113MTQ-360C SC811/SC811T-300/280/260 SC813MT-300C	1U: SC111T-360U SC113TQ-560U/700U/R650U SC812L-280U SC815-560U, SC815TQ-R650U SC515-280U 2U: SC213A/E1-R900U SC216A/E1/E2-R900U SC823MTQ-R700U SC825MTQ-R700U SC825TQ-R700U/560U SC826TQ/E1/E2-R800U	1U: SC808T-780 SC809T-780
Memory Capacity & Slots	8GB of Unb. ECC or non-ECC DDR2 667/800 MHz SDRAM	8 GB of Unb. ECC or non-ECC DDR2 667/800 MHz SDRAM	8 GB of Unb. non-ECC DDR3 800/1066/1333MHz SDRAM Up to 4GB non-ECC 1600 MHz SDRAM	8 GB of Unb. ECC or non-ECC DDR3 1333/1066/800 MHz SDRAM; up to 4GB non-ECC 1600 MHz SDRAM
Expansion Slots	1 PCI-E x8, 4 PCI-X 133/100 & 1 PCI-E x4 1 SIMLC slot (IPMI 2.0) †	1 PCI-E x8 1 32-bit PCI	1 Universal slot 2 PCI-E 2.0 x8 (using x16 slot) 1 PCI-E x4 (using x8 slot) 1 SIMSO socket (IPMI 2.0) †	1 PCI-E 2.0 x16 1 SIMSO 2.0 slot (IPMI 2.0) †
Onboard RAID Controller	Adaptec SCSI controller; RAID 0, 1, 10 Intel® ICH9R for 6 SATA; RAID 0, 1, 5, 10 AOC-LPZCR1, AOC-LPZCR2, AOC-LPZCR3	Intel® ICH9 for 2 SATA LSI 1068E controller for 8 SAS ports; RAID 0, 1, 10	Intel® ICH9R for 6 SATA; RAID 0, 1, 5, 10	Intel® ICH9R for 4 SATA; RAID 0, 1, 5, 10
ZCR Card Support	AOC-LPZCR1, AOC-LPZCR2, AOC-LPZCR3	AOC-iButton68 (RAID 5)	N/A	N/A
Onboard LAN	Dual Intel® 82573V/L Gigabit Ethernet	Dual Intel® 82574L Gigabit Ethernet	Dual Intel® 82573 V/L Gigabit Ethernet	Dual Intel® 82573V/L Gigabit Ethernet
Onboard VGA	ATI ES1000 32MB	Matrox G200eW	ATI ES1000 32MB	ATI ES1000 32MB
Built-in EIDE USB Ports	Up to 7 USB 2.0 port	Up to 8 USB 2.0 ports	ATA/100 Up to 8 USB 2.0 ports	Up to 8 USB 2.0 ports
Other Onboard I/O Devices	1 floppy port 2 fast UART 16550 serial PS/2 mouse & keyboard	1 floppy port 2 fast UART 16550 serial PS/2 mouse & Keyboard	1 floppy port 2 fast UART 16550 serial PS/2 mouse & Keyboard	1 serial port and 1 header Intel® 82598EB 10 Gigabit Ethernet controller w/ CX4 interface (X7SBT-10G only)
Manageability	AOC-SIMLC-HTC; AOC-SIMIU+ w/ dedicated LAN Watch Dog SuperDoctor® III Monitors CPU voltages, +1.8V, +3.3V, +5V, +12V, -12V, VBAT & +5V standby and total of six 4-pin fan headers with tachometer monitoring on 6 fans, supports system management utility, chassis intrusion header	IPMI 2.0 with dedicated LAN (X7SB3-F only) Watch Dog SuperDoctor® III Monitors CPU voltages, +1.8V, +3.3V, +5V, +12V, -12V, VBAT & +5V standby and total of five 4-pin fan headers with tachometer monitoring on 5 fans, supports system management utility, chassis intrusion header	AOC-SIMSO-HTC, AOC-SIMSO+ w/ dedicated LAN Watch Dog SuperDoctor® III Monitors CPU voltages, +1.8V, +3.3V, +5V, +12V, -12V, VBAT & +5V standby and total of six 4-pin fan headers with tachometer monitoring on 6 fans, supports system management utility, chassis intrusion header	AOC-SIMSO(+)- CBL-0177L is required to support dedicated LAN Watch Dog SuperDoctor® III Monitors CPU voltages, +3.3V, +5V, +12V, -12V & +5V standby and total of 3-fan status, supports system management utility, chassis intrusion header
PC Health Monitoring	4-pin PWM & 3-pin fan speed control & overheat LED indication	4-pin PWM & 3-pin fan speed control & overheat LED indication	4-pin PWM & 3-pin fan speed control & overheat LED indication	4-pin PWM & 3-pin fan speed control & overheat LED indication
Other Features	ACPI power management, internal/ external modem ring-on, WOR, WOL, control of power-on mode for recovery from AC power loss, STR, TM2 & CPU thermal trip support for processor protection ST	ACPI power management, internal/ external modem ring-on, WOR, WOL, control of power-on mode for recovery from AC power loss, STR, TM2 & CPU thermal trip support for processor protection	ACPI power management, internal/ external modem ring-on, WOR, WOL, control of power-on mode for recovery from AC power loss, STR, TM2 & CPU thermal trip support for processor protection	ACPI power management, internal/ external modem ring-on, WOL, control of power-on mode for recovery from AC power loss, SDDC, TM2 & CPU thermal trip support for processor protection
BIOS	Phoenix 16Mb SPI Flash ROM	Phoenix 16Mb Flash ROM	16Mb SPI Flash ROM	16Mb SPI Flash ROM

† For the most current IPMI information, visit: <http://www.supermicro.com/products/accessories/addon/SIM.cfm>



MODEL	C7X58	C2SEA	C2SEE	C2SBC-Q	C2SBM-Q
Processor	Intel® Core™ i7 and Intel® Xeon® Processor 5500/3500 Series (Nehalem)	Intel® Core™ 2 Extreme, Quad and Duo, Pentium® and Celeron® series	Intel® Core™ 2 Extreme, Quad and Duo, Pentium® and Celeron® series	Intel® Core™ 2 Extreme, Quad and Duo, Pentium® and Celeron® series	Intel® Core™ 2 Extreme, Quad and Duo, Pentium® and Celeron® series
Chipset/ System Bus	Intel® X58 Express	Intel® G45 chipset 1333/1066/800 MHz	Intel® G43 chipset 1333/1066/800 MHz	Intel® Q35 chipset 1333/1066/800 MHz	Intel® Q35 chipset 1333/1066/800 MHz
Form Factor	ATX 12"W x 10"H	ATX 12"W x 9.6"H	ATX 12"W x 9.6"H	ATX 12"W x 9.6"H	Micro ATX 9.6"W x 9.6"H
Optimized Chassis	Mid-Tower: SC733T/i-645/465 SC733TQ/E-465 4U: SC743T/i-645 SC743T-465 SC743TQ-865/865-SQ	Mid-Tower: SC733T-645/465 SC733i-645/465 SC733E-465 Tower/4U: SC742T-500	Mid-Tower: SC733T-645/465 SC733i-645/465 SC733E-465 Tower/4U: SC742T-500	Mid-Tower: SC733T-645/465 SC733i-645/465 SC733E-465 Tower/4U: SC742T-500	Mid-Tower: SC733T-645/465 SC733i-645/465 SC733E-465 Tower/4U: SC742T-500
Memory Capacity & Slots	24GB of DDR3 Unb. ECC or Non-ECC 1600/1333/1066/800 MHz SDRAM	8 GB of Unb. non-ECC DDR3 1333/1066/800 MHz SDRAM	4 GB of Unb. non-ECC DDR3 1333/1066/800 MHz SDRAM	8 GB of Unb. non-ECC DDR2 800/667 MHz SDRAM	8 GB of Unb. non-ECC DDR2 800/667 MHz SDRAM
Expansion Slots	2 PCI-E 2.0 x16 1 PCI-E x4 (using x8 slot) 1 PCI 1 32-bit PCI	1 PCI-E 2.0 x16 1 PCI-E x4 (using x16 slot) 1 PCI-E x1 2 32-bit PCI	1 PCI-E 2.0 x16 1 PCI-E x4 (using x16 slot) 1 PCI-E x1 4 32-bit PCI	1 PCI-E x16 1 PCI-E x4 (using x8 slot) 5x 32-bit PCI	1 PCI-E x16 1 PCI-E x4 (using x8 slot) 2 32-bit PCI
Onboard RAID Controller	Intel® ICH10R for 6 SATA RAID 0,1,5,10 (Windows) RAID 0, 1, 10 (Linux)	Intel® ICH10 for 6 SATA	Intel® ICH10 for 6 SATA	Intel® ICH9DO for 6 SATA; RAID 0, 1, 5, 10	Intel® ICH9DO for 4 SATA; RAID 0, 1, 5, 10
Onboard LAN	Dual Intel® 82574L Gigabit Ethernet	Realtek RTL8111C Gigabit Ethernet	Realtek RTL8111C Gigabit Ethernet	Intel® 82566DM + 82573L Gigabit Ethernet	Intel® 82566DM Gigabit Ethernet
Onboard VGA	N/A	Intel® GMA X4500 HD 1 x VGA port + HDMI output	Intel® GMA 3100	Intel® GMA 3100	Intel® GMA 3100
Built-in EIDE USB Ports	up to 12 USB 2.0 ports	ATA/100 Up to 12 USB 2.0 port	Up to 12 USB 2.0 port	ATA/100 Up to 12 USB 2.0 port	ATA/100 Up to 11 USB 2.0 port
Other Onboard I/O Devices	1 floppy port 2 fast UART 16550 serial PS/2 mouse and keyboard conn. ALC883 7.1 HD audio 2 IEEE 1394a headers S/PDIF output Support nVidia® SLI™ and ATI® CrossfireX™ technology	7.1 high-definition audio S/PDIF output 2 serial ports PS/2 mouse & keyboard 2 IEEE 1394a headers 1 parallel header	7.1 high-definition audio S/PDIF output 2 serial ports PS/2 mouse & keyboard 1 parallel header	5.1 high-definition audio 4 serial ports PS/2 mouse & keyboard 1 parallel header	7.1 high-definition audio 4 serial ports PS/2 mouse & keyboard
Manageability	Watch Dog SuperDoctor® III	Watch Dog SuperDoctor® III	Watch Dog SuperDoctor® III	Watch Dog SuperDoctor® III	Watch Dog SuperDoctor® III
PC Health Monitoring	Monitors CPU voltages, +3.3V, +5V, +12V, -12V & -5V standby and total of 6-fan status, supports system management utility, chassis intrusion header	Monitors CPU voltages, +1.5V, +1.8V, +3.3V, +5V, +12V, -12V, VBAT, VFSB & +5V standby and total of five 3-pin fan headers with tachometer monitoring on 5 fans, supports system management utility, chassis intrusion header	Monitors CPU voltages, +1.5V, +1.8V, +3.3V, +5V, +12V, -12V, VBAT, VFSB & +5V standby and total of five 3-pin fan headers with tachometer monitoring on 5 fans, supports system management utility, chassis intrusion header	Monitors CPU voltages, +1.8V, +3.3V, +5V, +12V, -12V, VBAT & +5V standby and total of three 4-pin fan headers with tachometer monitoring on 3 fans, supports system management utility, chassis intrusion header	Monitors CPU voltages, +1.8V, +3.3V, +5V, +12V, -12V, VBAT & +5V standby and total of three 4-pin fan headers with tachometer monitoring on 3 fans, supports system management utility, chassis intrusion header
Thermal Control	Overheat LED indication, 4-pin PWM fan speed control	Overheat LED indication, thermal control tachometer fan connectors, 4-pin PWM or 3-pin fan speed control	Overheat LED indication, thermal control tachometer fan connectors, 4-pin PWM or 3-pin fan speed control	4-pin PWM & 3-pin fan speed control & overheat LED indication	4-pin PWM & 3-pin fan speed control & overheat LED indication
Other Features	ACPI power management, control of power-on for recovery from AC power loss, SDDC, TM2 & CPU thermal trip support for processor protection	ACPI power management, internal/external modem ring-on, WOR, WOL, control of power-on mode for recovery from AC power loss, & CPU thermal trip support for processor protection, TM2 & STR	ACPI power management, internal/external modem ring-on, WOR, WOL, control of power-on mode for recovery from AC power loss, & CPU thermal trip support for processor protection, TM2 & STR	ACPI power management, internal/external modem ring-on, WOR, WOL, control of power-on mode for recovery from AC power loss, STR, TM2, TPM 1.2 & CPU thermal trip support for processor protection	ACPI power management, internal/external modem ring-on, WOR, WOL, control of power-on mode for recovery from AC power loss, STR, TM2, TPM 1.2 & CPU thermal trip support for processor protection
BIOS	AMI 4Mb Flash ROM	AMI 8Mb SPI Flash ROM	AMI 8Mb SPI Flash ROM	Phoenix 8Mb SPI Flash ROM	Phoenix 8Mb SPI Flash ROM

¹ For the most current IPMI information, visit: <http://www.supermicro.com/products/accessories/addon/SIM.cfm>

Core 2 Series



MODEL	C2SBX	C2SBX+	C2SBA+II	C2SBA/ C2SBA+	C2SBE
Processor	Intel® Core™ 2 Extreme, Quad and Duo, Pentium® and Celeron® series	Intel® Core™ 2 Extreme, Quad and Duo, Pentium® and Celeron® series	Intel® Core™ 2 Extreme, Quad and Duo, Pentium® and Celeron® series	Intel® Core™ 2 Extreme, Quad and Duo, Pentium® and Celeron® series	Intel® Core™ 2 Extreme, Quad and Duo, Pentium® and Celeron® series
Chipset/ System Bus	Intel® X38 chipset 1333/1066/800 MHz FSB	Intel® X48 chipset 1600/1333/1066/800 MHz	Intel® G33 1333/1066/800 MHz FSB	Intel® G33 1333/1066/800MHz	Intel® P35 1333/1066/800MHz
Form Factor	ATX 12"W x 9.6"H	ATX 12"W x 9.6"H	ATX 12"W x 9.6"H	ATX 12"W x 9.6"H	ATX 12"W x 9.6"H
Optimized Chassis	Mid-Tower: SC733T-645/465 SC733I-645/465 SC733E-465 Tower/4U: SC742T-500	Mid-Tower: SC733T-645/465 SC733I-645/465 SC733E-465 Tower/4U: SC742T-500	Mid-Tower: SC733T-645/465 SC733I-645/465 SC733E-465 Tower/4U: SC742T-500	Mid-Tower: SC733T-645/465 SC733I-645/465 SC733E-465 Tower/4U: SC742T-500	Mid-Tower: SC733T-645/465 SC733I-645/465 SC733E-465 Tower/4U: SC742T-500
Memory Capacity & Slots	8 GB of Unb. ECC or non-ECC DDR3 1333/1066/800 MHz SDRAM	8 GB non-ECC DDR3 1333/1066/800 MHz SDRAM; Up to 4GB non-ECC 1600MHz	8 GB of Unb. non-ECC DDR2 800/667 MHz SDRAM	8 GB Unb, non-ECC DDR2 800/667 MHz SDRAM	8 GB Unb, non-ECC DDR2 800/667 MHz SDRAM
Expansion Slots	2 PCI-E x16 2.0 1 PCI-E x1 2 133/100 MHz PCI-X 2 32-bit PCI	2 PCI-E x16 2.0, 1 PCI-E x1, 2 133/100 MHz PCI-X, 2 32-bit PCI	1 PCI-E x16 1 PCI-E x4 (using x8) 1 PCI-E x1 3 32-bit PCI	1 PCI-E x16 1 PCI-E x4 (using x8) 1 PCI-E x1 3 32-bit PCI	1 PCI-E x16 1 PCI-E x4 (using x8) 1 PCI-E x1 4 32-bit PCI
Onboard RAID Controller	Intel® ICH9R for 6 SATA; RAID 0, 1, 5, 10	Intel® ICH9R for 6 SATA; RAID 0, 1, 5, 10	Intel® ICH9R for 6 SATA; RAID 0, 1, 5, 10	Intel® ICH9 for 4 SATA	Intel® ICH9 for 4 SATA
Onboard LAN	Intel® 82566 Gigabit Ethernet	Intel® 82566 Gigabit Ethernet	Intel® 82566 Gigabit Ethernet	Intel® 82566 Gigabit Ethernet	Intel® 82566 Gigabit Ethernet
Onboard VGA	N/A	N/A	Intel® GMA3100	Intel® GMA3100	N/A
Built-in EIDE USB Ports	ATA/100 Up to 12 USB 2.0 port	ATA/100 Up to 12 USB 2.0 port	Dual ATA/100 Up to 12 USB 2.0 port	Dual ATA/100 (C2SBA+ only) Up to 12 USB 2.0 port	Up to 12 USB 2.0 port
Other Onboard I/O Devices	7.1 High-Definition audio 1 floppy port 2 fast UART 16550 serial PS/2 mouse & Keyboard 1 parallel port 2 IEEE 1394a headers	7.1 high-definition audio 1 floppy port 2 fast UART 16550 serial PS/2 mouse & keyboard 1 parallel port 2 IEEE 1394a headers	7.1 High-Definition audio 1 floppy port 2 fast UART 16550 serial PS/2 mouse & Keyboard 1 parallel port	7.1 High-Definition audio 1 floppy port 2 fast UART 16550 serial 1 parallel port PS/2 mouse and keyboard	7.1 High-Definition audio 1 floppy port 2 fast UART 16550 serial 1 parallel port PS/2 mouse and keyboard
Manageability	Watch Dog SuperDoctor® III	Watch Dog SuperDoctor® III	Watch Dog, SuperDoctor® III	Watch Dog, SuperDoctor® III	Watch Dog, SuperDoctor® III
PC Health Monitoring	Monitors CPU voltages, +1.5V, +1.8V, +3.3V, +5V, +12V, -12V, VBAT, VFSB & +5V standby and total of five 4-pin fan headers with tachometer monitoring on 5 fans, supports system management utility, chassis intrusion header	Monitors CPU voltages, +1.5V, +1.8V, +3.3V, +5V, +12V, -12V, VBAT, VFSB & +5V standby and total of five 4-pin fan headers with tachometer monitoring on 5 fans, supports system management utility, chassis intrusion header	Monitors CPU voltages, +1.5V, +1.8V, +3.3V, +5V, +12V, -12V, VBAT, VFSB & +5V standby and total of five 4-pin fan headers with tachometer monitoring on 5 fans, supports system management utility, chassis intrusion header	Monitors CPU voltages, +1.5V, +1.8V, +3.3V, +5V, +12V, -12V, VBAT, VFSB & +5V standby and total of five 4-pin fan headers with tachometer monitoring on 5 fans, supports system management utility, chassis intrusion header	Monitors CPU voltages, +1.5V, +1.8V, +3.3V, +5V, +12V, -12V, VBAT, VFSB & +5V standby and total of five 4-pin fan headers with tachometer monitoring on 5 fans, supports system management utility, chassis intrusion header
Thermal Control	Overheat LED indication, thermal control tachometer fan connectors, 4-pin PWM or 3-pin fan speed control	Overheat LED indication, thermal control tachometer fan connectors, 4-pin PWM or 3-pin fan speed control	Overheat LED indication, thermal control tachometer fan connectors, 4-pin PWM or 3-pin fan speed control	4-pin PWM or 3-pin fan speed control & overheat LED indication	4-pin PWM or 3-pin fan speed control & overheat LED indication
Other Features	ACPI power management, internal/external modem ring-on, WOR, WOL, control of power-on mode for recovery from AC power loss, & CPU thermal trip support for processor protection, TM2 & STR	ACPI power management, internal/external modem ring-on, WOR, WOL, control of power-on mode for recovery from AC power loss, & CPU thermal trip support for processor protection, TM2 & STR	ACPI power management, internal/external modem ring-on, WOR, WOL, control of power-on mode for recovery from AC power loss, & CPU thermal trip support for processor protection, TM2, TPM & STR	ACPI power management, internal/external modem ring-on, WOR, WOL, control of power-on mode for recovery from AC power loss, TM2, TPM & CPU thermal trip support for processor protection	ACPI power management, internal/external modem ring-on, WOR, WOL, control of power-on mode for recovery from AC power loss, TM2 & CPU thermal trip support for processor protection
BIOS	16Mb SPI Flash ROM	16Mb SPI Flash ROM	16Mb SPI Flash ROM	16Mb SPI Flash ROM	16Mb SPI Flash ROM

† For the most current IPMI information, visit: <http://www.supermicro.com/products/accessories/addon/SIM.cfm>



MODEL	PDSLMM	PDSBA-Q+	PDSBM-LN2/ PDSBM-LN2+	PDSBM-LN1
Processor	Intel® Core™ 2 Duo Mobile, LV or ULV, Core Solo ULV, Celeron® M, ULV	Intel® Core™ 2 Quad Q6000 and Duo E6000/E4000 sequence, Pentium® D, Pentium® 4 and Celeron® D series	Intel® Xeon® 3000 and Core™ 2 Duo series up to 95 W only, Pentium® D, Pentium® 4, Celeron® D	Intel® Xeon® 3000 and Core™ 2 Duo series up to 95 W only, Pentium® D, Pentium® 4, Celeron® D
Chipset/ System Bus	Intel 945GME 667/533 MHz	Intel® Q965 1066/800/533MHz	Intel® 946GZ 1066/800/533MHz	Intel® 946GZ 1066/800/533MHz
Form Factor	Mini ITX 6.75" x 6.75"	ATX 11.5"W x 9.5"H	Micro ATX 9.6"W x 9.6"H	Micro ATX 9.6"W x 9.6"H
Optimized Chassis	OEM	Mid-Tower: SC733T-645/465 SC733i-645/465 SC733E-465 Tower/4U: SC742T-500	Mini 1U: SC502-200 (up to 35W CPU) SC503-200 (up to 35W CPU) SC510T-200 (up to 65W CPU) SC510-200 (up to 65W CPU) SC512C-260, SC512F-260 SC512L-260 /260-LCD SC513L-260, SC513F-260 1U: SC111T-360C SC113MTQ-360C SC811i/SC811T-300/280/260 SC813MT-300C Tower: SC731i-300	Mini 1U: SC502-200 (up to 35W CPU) SC503-200 (up to 35W CPU) SC510T-200 (up to 65W CPU) SC510-200 (up to 65W CPU) SC512C-260, SC512F-260 SC512L-260 /260-LCD SC513L-260, SC513F-260 1U: SC111T-360C SC113MTQ-360C SC811i/SC811T-300/280/260 SC813MT-300C Tower: SC731i-300
Memory Capacity & Slots	4GB DDR2 667/533/400 MHz Unb, non-ECC SO-DIMM	8GB Single/Dual Channel Unb, non-ECC DDR2 800/667/533 MHz SDRAM	4 GB Unb. non-ECC DDR2 667/533 MHz SDRAM	4 GB Unb. non-ECC DDR2 667/533 MHz SDRAM
Expansion Slots	1 32-bit PCI	1 (x16) 1 (x4) using (x8) slot 1 (x1) PCI-E 3x 32-bit 33MHz PCI	1 Universal slot: 1 PCI-E x4 or 1 PCI 33MHz 1 32-bit PCI 33MHz	1 Universal slot: 1 PCI-E x4 or 1 PCI 33MHz 1 32-bit PCI 33MHz
Onboard RAID Controller	Intel® ICH7M for 2 SATA (3 Gbps)	Intel® ICH8 controller for 4 SATA(3 Gbps)	Intel® ICH7R controller for 4 SATA(3 Gbps) RAID 0, 1, 5, 10	Intel® ICH7R controller for 4 SATA (3 Gbps) RAID 0, 1, 5, 10
Onboard LAN	Single LAN with Intel 82573L Gigabit Ethernet	Intel® 82573L Gigabit Ethernet	Dual LAN w/ Intel® 82573 Gigabit Ethernet	Intel® 82573 Gigabit Ethernet
Onboard VGA	Intel GMA 9500	Intel® GMA 3000 Graphics	Integrated Graphics	Integrated Graphics
Built-in EIDE USB Ports	ATA100/ Up to 4 USB 2.0	ATA100/ Up to 6 USB 2.0	ATA100/ USB 2.0 w/ up to 4 USB ports	ATA100/ USB 2.0 w/ up to 4 USB ports
Other Onboard I/O Devices	1 floppy port 2 fast UART 16550 serial PS/2 mouse and keyboard conn. 1 parallel port AC 97 audio	1 floppy port 1 fast UART 16550 serial PS/2 mouse and keyboard conn. 1 parallel port	1 floppy port 2 fast UART 16550 serial PS/2 mouse and keyboard conn.	1 floppy port 2 fast UART 16550 serial PS/2 mouse and keyboard conn.
Manageability	Watch Dog SuperDoctor® III	Watch Dog SuperDoctor® III	Watch Dog SuperDoctor® III	Watch Dog SuperDoctor® III
PC Health Monitoring	Monitors CPU voltages, +1.8V, +3.3V, +5V, +12V, -12V, VBAT & +5V standby and total of two 4-pin fan headers with 5-fan status, supports system management utility, chassis intrusion header	Monitors CPU voltages, +1.8V, +3.3V, +5V, +12V, -12V, VBAT & +5V standby and total of five 4-pin fan headers with 5-fan status, supports system management utility, chassis intrusion header	Monitors CPU voltages, +1.8V, +3.3V, +5V, +12V, -12V, VBAT & +5V standby and total of five 4-pin fan headers with 5-fan status, supports system management utility, chassis intrusion header	Monitors CPU voltages, +1.8V +3.3V, +5V, +12V, -12V, VBAT +5V standby and total of five 4-pin fan headers with 5-fan status, supports system management utility, chassis intrusion header
Thermal Control	4-pin PWM or 3-pin fan speed control & overheat LED indication	4-pin PWM or 3-pin fan speed control & overheat LED indication	4-pin PWM or 3-pin fan speed control & overheat LED indication	4-pin PWM or 3-pin fan speed control & overheat LED indication
Other Features	ACPI power management, control of power-on mode for recovery from AC power loss, TM2, & CPU thermal trip support for processor protection	ACPI power management, internal/ external modem ring-on, WOR, WOL, control of power-on mode for recovery from AC power loss, TM2, TPM, & CPU thermal trip support for processor protection	ACPI power management, internal/ external modem ring-on, WOR, WOL, control of power-on mode for recovery from AC power loss, TM2, TPM (for PDSBM-LN2+ only), & CPU thermal trip support for processor protection	ACPI power management, internal/ external modem ring-on, WOR, WOL, control of power-on mode for recovery from AC power loss, TM2 & CPU thermal trip support for processor protection
BIOS	AMI 4Mb Flash ROM	Phoenix 8Mb Flash ROM	Phoenix 8Mb Flash ROM	Phoenix 8Mb Flash ROM

* For the most current IPMI information, visit: <http://www.supermicro.com/products/accessories/addon/SIM.cfm>



MODEL	PDSMA+	PDSM4+	PDSME+	PDSMU
Processor	Intel® Xeon® 3200/3000 and Core™ 2 Quad Q6000 and Duo E6000/E4000 sequence, Pentium® D, Pentium® 4, and Celeron® D	Intel® Xeon® 3200/3000 and Core™ 2 Quad Q6000 and Duo E6000/E4000 sequence, Pentium® D, Pentium® 4, and Celeron® D	Intel® Xeon® 3200/3000 and Core™ 2 Quad Q6000 and Duo E6000/E4000 sequence, Pentium® D, Pentium® 4, and Celeron® D	Intel® Xeon® 3200/3000 and Core™ 2 Quad Q6000 and Duo E6000/E4000 sequence, Pentium® D, Pentium® 4, and Celeron® D
Chipset/ System Bus	Intel® 3000 1066/800/533MHz	Intel® 3010 1066/800/533MHz	Intel® 3010 1066/800/533MHz	Intel® 3010 1066/800/533MHz
Form Factor	ATX 12"W x 9.6"H	ATX 12"W x 9.6"H	ATX 12"W x 9.6"H	ATX 8"W x 13"H
Optimized Chassis	2U: SC822T-400LP SC823T-650LP SC825TQ-R700/560LP SC825MTQ-R700LP SC823MTQ-R700LP SC826TQ/E1/E2-R800LP SC213A/E1-R900LP SC216A/E1/E2-R900LP 3U: SC835TQ-R800 SC836TQ/E1/E2-R800 SC833T-R760/550 SC936A/E1/E2-R900 SC933T/E1/E2-R760 Mid-Tower: SC733T/i-645/465, SC733E-465 4U/Tower: SC742T-500 SC743T/TQ/I-R760/650 SC745TQ-R800/800, SC846TQ/E1/E2-R900	2U: SC823S-550LP	2U: SC822T-400LP SC823T-650LP SC825TQ-R700/560LP SC825MTQ-R700LP SC823MTQ-R700LP SC826TQ/E1/E2-R800LP SC213A/E1-R900LP SC216A/E1/E2-R900LP 3U: SC835TQ-R800 SC836TQ/E1/E2-R800 SC833T-R760/550 SC936A/E1/E2-R900 SC933T/E1/E2-R760 Mid-Tower: SC733T/i-645/465, SC733E-465 4U/Tower: SC742T-500 SC743T/TQ/I-R760/650 SC745TQ-R800/800, SC846TQ/E1/E2-R900	1U: SC111T-360U SC113TQ-560U/700U/R650U SC812L-280U SC815-560U, SC815TQ-R650U SC515-280U 2U: SC213A/E1-R900U SC216A/E1/E2-R900U SC823MTQ-R700U SC825MTQ-R700U SC825TQ-R700U/560U SC826TQ/E1/E2-R800U
Memory Capacity & Slots	8 GB Unb. ECC, non-ECC DDR2 667/533/400 MHz SDRAM	8 GB Unb. ECC, non-ECC DDR2 667/533/400 MHz SDRAM	8 GB Unb. ECC, non-ECC DDR2 667/533/400 MHz SDRAM	8GB ECC, non-ECC Unb. DDR2 667/533 MHz SDRAM
Expansion Slots	1 64-bit PCI-X 133MHz 1 PCI-E x8 5 32-bit PCI 33MHz 1 IPMI 2.0 socket	1 PCI-E x8 1 PCI-E x4 2 64-bit PCI-X 133MHz 2 64-bit PCI-X 100MHz 1 IPMI 2.0 socket	1 PCI-E x8 1 PCI-E x4 2 64-bit PCI-X 133MHz 2 64-bit PCI-X 100MHz 1 IPMI 2.0 socket	Right slot: 1 PCI-E x4 Left slot: 1 Universal I/O (UIO) slot & 1 PCI-E x8 via riser card SIMSO+ socket (IPMI 2.0) Intel® ICH7R for 4 SATA (3 Gbps); RAID 0, 1, 5, 10
Onboard RAID Controller	Intel® ICH7R SATA for 4 SATA (3 Gbps); RAID 0, 1, 5, 10	Adaptec Ultra320 SCSI w/ host RAID; RAID 0, 1 Intel® ICH7R SATA for 4 SATA (3 Gbps); RAID 0, 1, 5, 10	Intel® ICH7R SATA for 4 SATA (3 Gbps); RAID 0, 1, 5, 10	Intel® ICH7R for 4 SATA (3 Gbps); RAID 0, 1, 5, 10
ZCR Card Support	N/A	AOC-LPZCR1; AOC-LPZCR2 AOC-LPZCR3	N/A	N/A
Onboard LAN	Intel® 82573V Gigabit Ethernet Intel® 82573L Gigabit Ethernet	Intel® 82573V Gigabit Ethernet Intel® 82573L Gigabit Ethernet	Intel® 82573V Gigabit Ethernet Intel® 82573L Gigabit Ethernet	Intel® 82573V Gigabit Ethernet Intel® 82573L Gigabit Ethernet
Onboard VGA	XGI Z7 16MB Graphics controller	ATI ES1000 16MB PCI Graphics controller	ATI ES1000 16MB PCI Graphics controller	ATI ES1000 16MB PCI Graphics controller
Built-in EIDE USB Ports	ATA100/USB 2.0 w/ up to 6 USB ports	ATA100/USB 2.0 w/ up to 4 USB ports	ATA100/USB 2.0 w/ up to 4 USB ports	ATA100/USB 2.0 w/ up to 6 USB 2.0 ports
Other Onboard I/O Devices	1 floppy port 2 fast UART 16550 serial 1 ECP/EPP parallel header PS/2 mouse and keyboard conn. AOC-SIMSO+ w/ dedicated LAN Watch Dog SuperDoctor® III	1 floppy port 2 fast UART 16550 serial PS/2 mouse and keyboard conn.	1 floppy port 2 fast UART 16550 serial PS/2 mouse and keyboard conn.	1 floppy port 2 fast UART 16550 serial PS/2 mouse and keyboard conn.
Manageability	AOC-SIMSO+ w/ dedicated LAN Watch Dog SuperDoctor® III	AOC-SIM1U+ w/ dedicated LAN Watch Dog SuperDoctor® III	AOC-SIM1U+ w/ dedicated LAN Watch Dog SuperDoctor® III	AOC-SIMSO+ w/ dedicated LAN Watch Dog, SuperDoctor® III
PC Health Monitoring	Monitors CPU voltages, +3.3V, +5V, +12V, -12V, VBAT, +3.3V, +5V standby and total of six 4-pin fan headers with 6-fan status, supports system management utility, chassis intrusion header 4-pin PWM or 3-pin fan speed control & overheat LED indication	Monitors CPU voltages, +1.5V +1.8V +3.3V, +5V, +12V, -12V, VBAT, +5V standby and total of six 4-pin fan headers with 6-fan status, supports system management utility, chassis intrusion header 4-pin PWM or 3-pin fan speed control & overheat LED indication	Monitors CPU voltages, +1.5V +1.8V +3.3V, +5V, +12V, -12V, VBAT, +5V standby and total of six 4-pin fan headers with 6-fan status, supports system management utility, chassis intrusion header 4-pin PWM or 3-pin fan speed control & overheat LED indication	Monitors CPU voltages, +1.5V, +1.8V, +3.3V, +5V, +12V, -12V, VBAT, VFSB & +5V standby and 6 fan status, supports system management utility, chassis intrusion header 4-pin PWM or 3-pin fan speed control & overheat LED indication
Thermal Control	ACPI power management, internal/ external modem ring-on, WOR, WOL, control of power-on mode for recovery from AC power loss, TM2 & CPU thermal trip support for processor protection	ACPI power management, internal/ external modem ring-on, WOR, WOL, control of power-on mode for recovery from AC power loss, TM2 & CPU thermal trip support for processor protection	ACPI power management, internal/ external modem ring-on, WOR, WOL, control of power-on mode for recovery from AC power loss, TM2 & CPU thermal trip support for processor protection	ACPI power management, internal/ external modem ring-on, WOR, WOL, control of power-on mode for recovery from AC power loss, TM2 & CPU thermal trip support for processor protection
Other Features	ACPI power management, internal/ external modem ring-on, WOR, WOL, control of power-on mode for recovery from AC power loss, TM2 & CPU thermal trip support for processor protection	ACPI power management, internal/ external modem ring-on, WOR, WOL, control of power-on mode for recovery from AC power loss, TM2 & CPU thermal trip support for processor protection	ACPI power management, internal/ external modem ring-on, WOR, WOL, control of power-on mode for recovery from AC power loss, TM2 & CPU thermal trip support for processor protection	ACPI power management, internal/ external modem ring-on, WOR, WOL, control of power-on mode for recovery from AC power loss, TM2 & CPU thermal trip support for processor protection
BIOS	Phoenix 8Mb Flash ROM	Phoenix 8Mb Flash ROM	Phoenix 8Mb Flash ROM	Phoenix 8Mb Flash ROM

* For the most current IPMI information, visit: <http://www.supermicro.com/products/accessories/addon/SIM.cfm>



MODEL	PDSMi-LN4+	PDSMi+	PDSML-LN1+	PDSML-LN2+
Processor	Intel® Xeon® 3200/3000 and Core™ 2 Quad Q6000 and Duo E6000/E4000 sequence, Pentium® D, Pentium® 4, and Celeron® D	Intel® Xeon® 3200/3000 and Core™ 2 Quad Q6000 and Duo E6000/E4000 sequence, Pentium® D, Pentium® 4, and Celeron® D	Intel® Xeon® 3200/3000 and Core™ 2 Quad Q6000 and Duo E6000/E4000 sequence, Pentium® D, Pentium® 4, and Celeron® D	Intel® Xeon® 3200/3000 and Core™ 2 Quad Q6000 and Duo E6000/E4000 sequence, Pentium® D, Pentium® 4, and Celeron® D
Chipset/ System Bus	Intel® 3000 1066/800/533 MHz	Intel® 3000 1066/800/533 MHz	Intel® 3000 1066/800/533MHz	Intel® 3000 1066/800/533MHz
Form Factor	ATX 12"W x 9.6"H	ATX 12"W x 9.6"H	Micro ATX 9.6"W x 9.6"H	Micro ATX 9.6"W x 9.6"H
Optimized Chassis	Mini 1U: SC502-200 (up to 35W CPU) SC503-200 (up to 35W CPU) SC510T-200 (up to 65W CPU) SC510-200 (up to 65W CPU) SC512C-260, SC512F-260 SC512L-260 /260-LCD SC513L-260, SC513F-260 1U: SC111T-360C SC113MTQ-360C SC811i/SC811T-300/280/260 SC813MT-300C	Mini 1U: SC502-200 (up to 35W CPU) SC503-200 (up to 35W CPU) SC510T-200 (up to 65W CPU) SC510-200 (up to 65W CPU) SC512C-260, SC512F-260 SC512L-260 /260-LCD SC513L-260, SC513F-260 1U: SC111T-360C SC113MTQ-360C SC811i/SC811T-300/280/260 SC813MT-300C	Mini 1U: SC502-200 (up to 35W CPU) SC503-200 (up to 35W CPU) SC510T-200 (up to 65W CPU) SC510-200 (up to 65W CPU) SC512C-260, SC512F-260 SC512L-260 /260-LCD SC513L-260, SC513F-260 1U: SC111T-360C SC113MTQ-360C SC811i/SC811T-300/280/260 SC813MT-300C Tower: SC731i-300	Mini 1U: SC502-200 (up to 35W CPU) SC503-200 (up to 35W CPU) SC510T-200 (up to 65W CPU) SC510-200 (up to 65W CPU) SC512C-260, SC512F-260 SC512L-260 /260-LCD SC513L-260, SC513F-260 1U: SC111T-360C SC113MTQ-360C SC811i/SC811T-300/280/260 SC813MT-300C Tower: SC731i-300
Memory Capacity & Slots	8 GB Unb. ECC, non-ECC DDR2 667/533/400 MHz SDRAM	8 GB Unb. ECC, non-ECC DDR2 667/533/400 MHz SDRAM	8 GB Unb. ECC, non-ECC DDR2 667/533/400 MHz SDRAM	8 GB Unb. ECC, non-ECC DDR2 667/533/400 MHz SDRAM
Expansion Slots	1 64-bit PCI-X 133MHz 1 32-bit PCI 33MHz 1 IPMI 2.0 socket	1 Universal PCI-X 133MHz or PCI-E x8 w/riser 1 32-bit PCI 33MHz 1 IPMI 2.0 socket	1 Universal: 1 PCI-E x8 or 1 PCI 33MHz 1 PCI-E x4 (using x8 slot) 1 32-bit PCI 33MHz	1 Universal: 1 PCI-E x8 or 1 PCI 33MHz 1 PCI-E x4 (using x8 slot) 1 32-bit PCI 33MHz 1 IPMI 2.0 socket
Onboard RAID Controller	Intel® ICH7R controller for 4 SATA(3 Gbps) RAID 0, 1, 5, 10	Intel® ICH7R controller for 4 SATA (3 Gbps) RAID 0, 1, 5, 10	Intel® ICH7R SATA for 4 SATA (3 Gbps); RAID 0, 1, 5, 10	Intel® ICH7R controller for 4 SATA(3 Gbps); RAID 0, 1, 5, 10
Onboard LAN	Four LAN w/ Intel® 82573 PCI-Express Gigabit Ethernet	Dual LAN w/ Intel® 82573V & Intel 82573L	Intel® 82573 PCI-Express Gigabit Ethernet	Intel® 82573V Gigabit Ethernet Intel® 82573L Gigabit Ethernet
Onboard VGA	XGI Z7 16MB graphics controller	ATI ES1000 16MB PCI graphics controller	XGI Z7 16MB graphics controller	XGI Z7 16Mb graphics controller
Built-in EIDE USB Ports	ATA100/ USB 2.0 w/up to 6 USB ports	ATA100/ USB 2.0 w/up to 6 USB ports	ATA100/USB 2.0 w/ up to 6 USB ports	ATA100/USB 2.0 w/ up to 6 USB ports
Other Onboard I/O Devices	1 floppy port 2 fast UART 16550 serial 1 ECP/EPP parallel header PS/2 mouse and keyboard conn.	1 floppy port 2 fast UART 16550 serial 1 ECP/EPP parallel header PS/2 mouse and keyboard conn.	1 floppy port 2 fast UART 16550 serial PS/2 mouse and keyboard conn.	1 floppy port 2 fast UART 16550 serial PS/2 mouse and keyboard conn.
Manageability	AOC-IPMI20-E Watch Dog SuperDoctor® III	AOC-IPMI20-E Watch Dog SuperDoctor® III	Watch Dog SuperDoctor® III	AOC-IUIPMI-B Watch Dog SuperDoctor® III
PC Health Monitoring	Monitors CPU voltages, +3.3V, +5V, +12V, -12V, VBAT, +3.3V & +5V standby and total of six 4-pin fan headers with 6-fan status, supports system management utility, chassis intrusion header	Monitors CPU voltages, +1.5V +1.8V +3.3V, +5V, +12V, -12V, VBAT, VFSB, +5V standby and total of six 4-pin fan headers with 6-fan status, supports system management utility, chassis intrusion header	Monitors CPU voltages, +3.3V, +5V, +12V, -12V, VBAT, +3.3V, +5V standby and total of six 4-pin fan headers with 6-fan status, supports system management utility, chassis intrusion header	Monitors CPU voltages, +3.3V, +5V, +12V, -12V, VBAT, +3.3V & +5V standby and total of six 4-pin fan headers with 6-fan status, supports system management utility, chassis intrusion header
Thermal Control	4-pin PWM or 3-pin fan speed control & overheat LED indication	4-pin PWM or 3-pin fan speed control & overheat LED indication	4-pin PWM or 3-pin fan speed control & overheat LED indication	4-pin PWM or 3-pin fan speed control & overheat LED indication
Other Features	ACPI power management, internal/ external modem ring-on, WOR, WOL, control of power-on mode for recovery from AC power loss, TM2 & CPU thermal trip support for processor protection	ACPI power management, internal/ external modem ring-on, WOR, WOL, control of power-on mode for recovery from AC power loss, TM2 & CPU thermal trip support for processor protection	ACPI power management, internal/ external modem ring-on, WOR, WOL, control of power-on mode for recovery from AC power loss, TM2 & CPU thermal trip support for processor protection	ACPI power management, internal/ external modem ring-on, WOR, WOL, control of power-on mode for recovery from AC power loss, TM2 & CPU thermal trip support for processor protection
BIOS	Phoenix 8 Mb Flash ROM	Phoenix 8 Mb Flash ROM	Phoenix 8Mb Flash ROM	Phoenix 8Mb Flash ROM

† For the most current IPMI information, visit: <http://www.supermicro.com/products/accessories/addon/SIM.cfm>

2.5" HDD



SC111T-560U/C



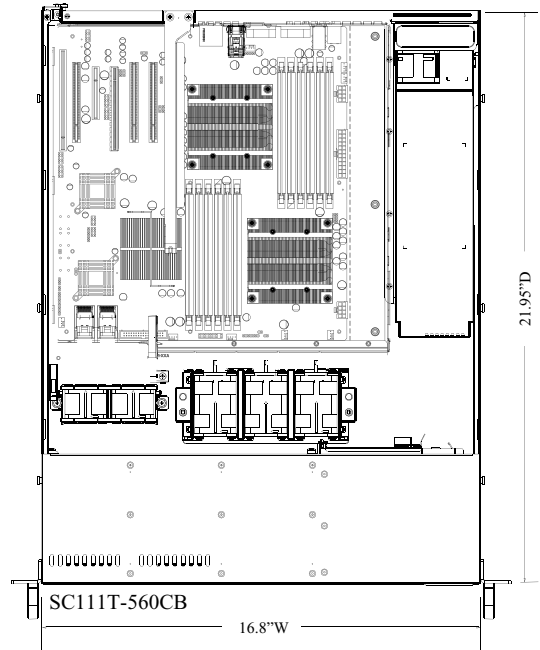
SC111T-560UB



UIO Rear View



C Rear View



21.95\"/>

SC111T-560CB

16.8\"/>

■ Black

Features

- ✓ 80 PLUS® Silver-Level certified , high-efficiency, multiple outputs 560W power supply
- ✓ 4 hot-swap HDD in 1U, cost-effective, 21.95" depth chassis
- ✓ UIO solutions supported (2 x FH, 1 x LP), Quick Release Slide Rails option

Specifications

Form Factor	1U rackmount chassis, support for max. MB size-12" x 13"
CPU support	Intel® Dual Xeon®, Conroe-L, Pentium® D, AMD Dual/Single Opteron™
Expansion	SC111T-560UB: 2 x FH, 1 x LP expansion slot SC111T-560CB: 1 x FF, expansion slot
Drive Bays	1x slim DVD-ROM (Optional); 2 front side USB (Optional);
Power Supply	SC111T-560U/C: 560W 80 Plus® Silver-Level Certified high-efficiency power supply
Cooling System	3x 40x56 mm counter-rotating fans for SC111T-560UB/CB 2x 40x28mm fans for add-on card area (optional)
Front Panel LEDs	Power LED, HDD activity LED, 2 network activity LEDs and Universal Information (UIO) LED
Front Panel Buttons	Power On/Off button, system reset button, UID button
Dimensions	16.8" W x 1.7" H x 21.95" D (426mmW x 43mmH x 558mmD)
Rail	Extendable lengths 25" to 33"
Temperature	Operating 10 ~ 35°C (50 ~ 95°F) non operating -40 ~ +70°C (-40 ~ +158°F)
Humidity	Operating 8 ~ 90% non-condensing non-operating 5 ~ 95% non-condensing

● Optimized ◐ Compatible ● Optimized low-power configuration

Model	MB (Max. 12" x 13")				PCI I/O	Drive	Cooling Fan	Power	+5V _{SB}	+12V	Gross Weight
	X8	X7	PD	H8							
SC111T-560UB	●	●	◐	●	2 x FH, 1 x LP	4 x SAS/SATA 2.5"	3x 12500rpm fan	560W 80 Plus® Silver-Level	2	46.5	30 lbs
SC111T-560CB	●	●	◐	●	1 x FF	4 x SAS/SATA 2.5"	3x 12500rpm fan	560W 80 Plus® Silver-Level	2	46.5	30 lbs

FH: Full Height, FF: Full-Height, Full-Length, LP: Low-Profile

Optional Kit	Model Part #	Description
Rail	MCP-290-00051-0N	Ball-bearing quick-release rail set (inner and outer) for square hole rack

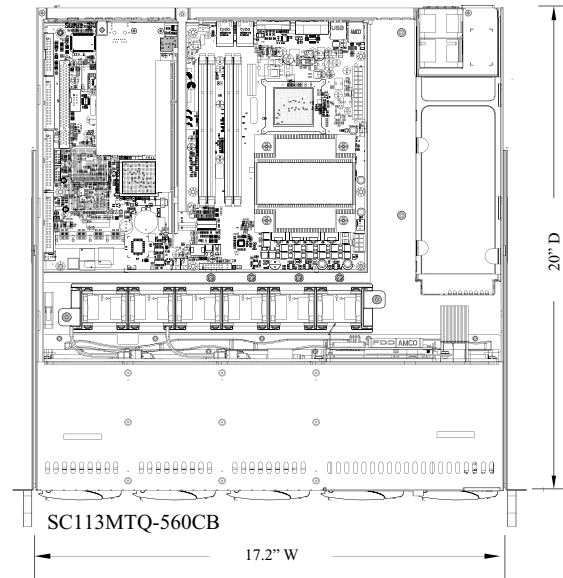
2.5" HDD



SC113MTQ-560CB



Rear View



Features

- ✓ 80 PLUS® Silver-Level certified, high-efficiency, multiple outputs 560W power supply
- ✓ 8 hot-swap HDDs in 1U, high-efficiency power supply, 20" depth chassis

■ Black

Specifications

Form Factor	1U rackmount chassis, support for max. MB size-13.68" x 10.5"
CPU support	Intel® Dual Xeon®, Conroe-L, Pentium D, and AMD Opteron™
Expansion	SC113MTQ-560CB: 1x FH expansion slot
Drive Bays	1x slim DVD-ROM 8x hot-swap 2.5" SAS/SATA HDD
Power Supply	SC113MTQ-560CB: 560W 80 Plus® Silver Level Certified high-efficiency power supply
Cooling System	4x 40x28mm fans Optional 4x 40x56mm counter-rotating fans
Front Panel LEDs	Power LED, HDD activity LED, 2 network activity LEDs and Universal Information (UID) LED
Front Panel Buttons	Power On/Off button, system reset button, UID button
Dimensions	17.2" W x 1.7" H x 20" D
Rail	Extendable lengths 26" to 33.5"
Temperature	Operating 10-35 degree C (50-95 degree F) non operating -40 -+ 70 degree C (-40- +158 degree F)
Humidity	Operating 8-90% non-condensing non-operating 5-95% non-condensing

● Optimized ○ Compatible ● Optimized low-power configuration

Model	MB (Max. 13.68" x 10.5")				PCI I/O	Drive	Cooling Fan	Power	+5V _{SB}	+12V	Gross Weight
	X8	X7	PD	H8							
SC113MTQ-560CB	●	●	○	○	1 x FF	8 x SAS/SATA 2.5" w/ SES II	4x 12500rpm	560W 80 Plus® Silver Level	2	46.5	29.5 lbs

FH: Full-Height, FF: Full-Height, Full-Length, LP: Low-Profile

Optional Kit	Model Part #	Description
Rail	MCP-290-00052-0N-Bulk	Quick-release outer rail for square hole rack (bulk pack, 10 sets)
Rail	MCP-290-00054-0N	Quick-release outer rail for square hole rack (single set, inner and outer)

SC113TQ/-U *1U High-End Server Chassis*

2.5" HDD

SC113TQ-700U

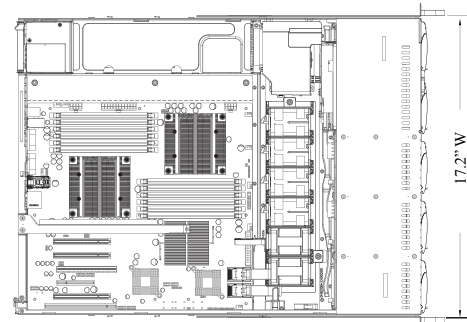


UIO Rear View

SC113TQ-R650U

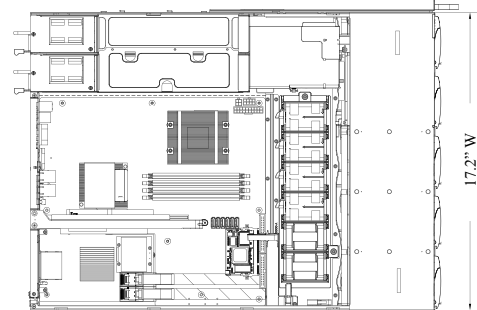


UIO Rear View



SC113TQ-700U

23.5" D



SC113TQ-R650U

■ Black

Features

- ✓ 8 hot-swap HDDs in 1U, redundant 650W or single 700W high-efficiency power supply; UIO solution support (2 x FH, 1x LP)

Specifications

Form Factor	1U rackmount chassis, support for motherboard size: 12" x 13"; 13.68" x 13" (single power only); UIO motherboard
CPU support	Intel® Dual Xeon®, Conroe-L, Pentium D, AMD Single/Dual Opteron™
Expansion	SC113TQ-700UB/R650UB: 2 x FH, 1 x LP expansion slot SC113TQ-700CB/R650CB: 1 x FF, expansion slot
Drive Bays	1x slim DVD-ROM 8x hot-swap 2.5" SAS/SATA HDD
Power Supply	SC113TQ-560U/C: 560W 80 Plus® Silver Level Certified high-efficiency power supply SC113TQ-700U/C: 700W high-efficiency power supply SC113TQ-R650U/C: redundant 650W high-efficiency power supply
Cooling System	4x 4cm counter-rotating fans
Front Panel LEDs	Power LED, HDD activity LED, 2 network activity LEDs and Universal Information (UID) LED
Front Panel Buttons	Power On/Off button, system reset button, UID button
Dimensions	17.2" W x 1.7" H x 23.5" D
Rail	Extendable lengths 26" to 33.5"
Temperature	Operating 10-35 degree C (50-95 degree F) non operating -40 -+ 70 degree C (-40- +158 degree F)
Humidity	Operating 8-90% non-condensing non-operating 5-95% non-condensing

- Optimized
- ◐ Compatible
- Optimized low-power configuration

Model	MB (Max. 13.68" x 13")				PCI I/O	Drive	Cooling Fan	Power	+5V _{SB}	+12V	Gross Weight
	X8	X7	PD	H8							
SC113TQ-560UB	●	●	●	●	2x FH, 1x LP	8 x SAS/SATA 2.5" w/SES II	4x 14000rpm	560W 80 Plus® Silver Level	4	57	36 lbs
SC113TQ-560CB	●	●		●	1x FF	8 x SAS/SATA 2.5" w/SES II	4x 14000rpm	560W 80 Plus® Silver Level	4	57	36 lbs
SC113TQ-700UB	●	●	●	●	2x FH, 1x LP	8 x SAS/SATA 2.5" w/SES II	4x 14000rpm	700W	4	57	36 lbs
SC113TQ-700CB	●	●		●	1x FF	8 x SAS/SATA 2.5" w/SES II	4x 14000rpm	700W	4	57	36 lbs
SC113TQ-R650UB	●	●	●	●	2x FH, 1x LP	8 x SAS/SATA 2.5" w/SES II	4x 14000rpm	Redundant 650W	3	54	40 lbs
SC113TQ-R650CB	●	●		●	1x FF	8 x SAS/SATA 2.5" w/SES II	4x 14000rpm	Redundant 650W	3	54	40 lbs

FH: Full-Height, FF: Full-Height, Full-Length, LP: Low-Profile

Optional Kit	Model Part #	Description
Rail	MCP-290-00052-0N-Bulk	Quick-release outer rail for square hole rack (bulk pack, 10 sets)
Rail	MCP-290-00054-0N	Quick-release outer rail for square hole rack (single set, inner and outer)

SC809T/LT *2 Nodes in 1U*

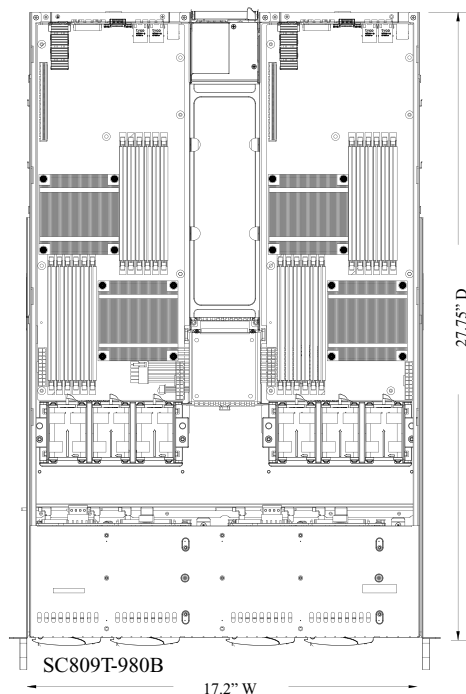
2.5" HDD



SC809T-980B



Rear View



■ Black

Features

Twin MB support, Twin 4 hot-swap HDDs in 1U, high-efficiency 780W or 980W power supply.

Specifications

Form Factor	1U chassis support for twin max. MB size 6.8" x 18"
CPU support	Twin Intel® Dual Xeon®, Conroe-L, Pentium D, AMD Single/Dual Opteron™
Expansion	Twin LP expansion slot
Drive Bays	Twin 4x hot-swap 2.5" SAS/SATA HDD
Power Supply	780W or 980W high-efficiency power supply
Cooling System	Twin 3x 40x56 mm counter-rotating fans (T) or Twin 3x 40x28 mm fans (LT)
Front Panel LEDs	Twin Power LED, HDD activity LED, 2 network activity LEDs and system overheat LED
Front Panel Buttons	Twin Power On/Off button, system reset button
Dimensions	17.2" W x 1.7" H x 27.75" D
Rail	Extendable lengths 26" to 33.5"
Temperature	Operating 10-35 degree C (50-95 degree F) non operating -40 -+ 70 degree C (-40- +158 degree F)
Humidity	Operating 8-90% non-condensing non-operating 5-95% non-condensing

Model	Twin MB (Max. 6.8" x 18")	PCI I/O	Drive	Cooling System	Power	+5V _{SB}	+12V	Gross Weight
SC809T-780B	X7DCT/-INF, X7SBT/-10G, X7DWT/-INF	2 x LP	8 x SATA 2.5"	6 x 14000rpm fans(4-pin)	780W	4	65	40 lbs
SC809T-980B	X7DBT/-INF, X7DGT/-INF, X7DWT/-INF	2 x LP	8 x SATA 2.5"	6 x 13300rpm fans(6-pin)	980W	4	81	40 lbs
SC809LT-780B	X7SBT/-10G	2 x LP	8 x SATA 2.5"	6 x 12500rpm fans(4-pin)	780W	4	65	40 lbs

FH: Full-Height, FF: Full-Height, Full-Length, LP: Low Profile

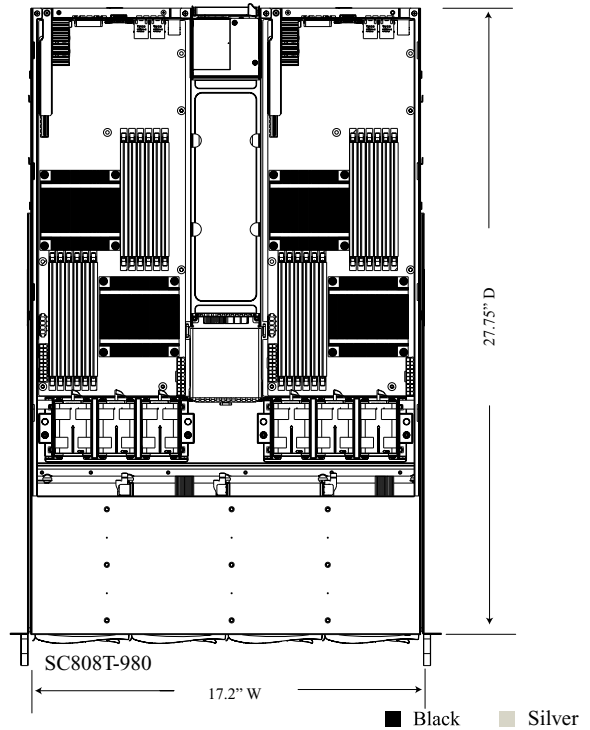
Optional Kit	Model Part #	Description
Rail	MCP-290-00052-0N-Bulk	Quick-release outer rail for square hole rack (bulk pack, 10 sets)
Rail	MCP-290-00054-0N	Quick-release outer rail for square hole rack (single set, inner and outer)



SC808LT-780



Rear View



Features

- ✓ **Twin** Quad-Core / Dual-Core Xeon® processors supported
- ✓ **Twin** low-profile PCI/PCI-X/PCI-E supported
- ✓ **Twin** 3 heavy-duty counter-rotating fans with optimal fan speed control & air shroud
- ✓ **980W/780W** high-efficiency cold-swap power supply (91% and up*)
- ✓ Independent power control

Specifications

Form Factor	1U chassis support for Twin max. motherboard size - 6.8" x 16.64"	
CPU support	Twin Dual Xeon®, and AMD Opteron™	
Expansion	Twin low-profile expansion slot	
Drive Bays	Twin 2 x 3.5" hot-swap drive bays	
Power Supply	980W/780W high-efficiency hot-swappable power supply w/I ² C	
Cooling System	Twin 3 x 4cm heavy duty counter-rotating fans with optimal fan speed control	
Front Panel LEDs	Twin Power LED, hard drive activity LED, 2 network activity LEDs & System overheat LED	
Front Panel Buttons	Twin Power On/Off button, System Reset button	
Dimensions	W x H x D: 17.2" (437mm) x 1.7" (43mm) x 27.75" (705mm) Packing: 26.5" x 9" x 35"	
Rail	Extendable lengths 26" to 33.5"	
Temperature	Operating 10° ~ 35° C (50° to 95° F) non-operating -40° ~ +70° C (-40° to 158° F)	
Humidity	Operating 8 - 90% non-condensing non-operating 5 - 95% non-condensing	

Model	MB	PCI I/O	Drives	Cooling System	Power Supply	+5V _{SB}	+12V	Gross Weight
SC808T-980	X7DBT/-10G, X7DGT/-INF, X7DWT/-INF	2 x LP	4 x SATA	6 x 14000rpm fans (6-pin)	980W high-efficiency power w/I ² C	4	81	40 lbs
SC808T-780	X7DCT/-INF, X7DWT/-INF	2 x LP	4 x SATA	6 x 14000rpm fans (4-pin)	780W high-efficiency power w/I ² C	4	65	40 lbs
SC808LT-780	X7DBT/-10G	2 x LP	4 x SATA	6 x 12500rpm fans (4-pin)	780W high-efficiency power w/I ² C	4	65	40 lbs

* New generation power supply efficiency measured under typical loading operations

Optional Kit	Model Part #	Description
Rail	MCP-290-00052-0N-Bulk	Quick-release outer rail for square hole rack (bulk pack, 10 sets)
Rail	MCP-290-00054-0N	Quick-release outer rail for square hole rack (single set, inner and outer)

SC815TQ-U

1U UIO Chassis with 2 Full-Height & 1 Low-Profile Slots



SC815TQ-720U



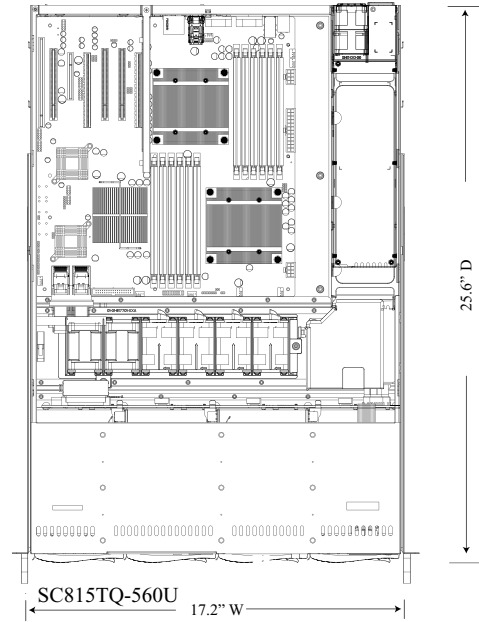
SC815TQ-560U



Rear View (SC815TQ-560U)



Rear View (SC815TQ-R650U/R450U)



■ Black ■ Silver

Features

- ✓ 2 Full-height PCI/PCI-X/PCI-E & 1 low-profile PCI/PCI-X/PCI-E supported
- ✓ 720W(Gold-Level)/560W high efficiency power and 650W/450W redundant high-efficiency power supply
- ✓ 4/3 counter-rotating fans with optimal fan speed control & air shroud

Specifications

Form Factor	SC815TQ-560U: 1U chassis support for UIO motherboard size - 13.68" x 13", E-ATX SC815TQ-R650U/R450U: 1U chassis support for UIO motherboard size - 12" x 13", E-ATX
CPU support	Quad-Core Xeon®/Dual-Core Xeon®/Quad-Core Extreme/Core 2® Duo/Pentium® D, and AMD Opteron™
Expansion	2 full-height expansion slots & 1 low-profile expansion slot
Peripheral Drives	1 slim DVD-ROM drive (SC815TQ-560U optional) & 1 optional slim FDD
Drive Bays	4 x 3.5" hot-swap drive bays
Power Supply	SC815TQ-R650U/R450U: 650W/450W (1+1) redundant high-efficiency power supply w/I²C SC815TQ-710U/560U: 710W/560W high-efficiency power supply
Cooling System	SC815TQ-R650U/710U/560U: 4 x 4cm heavy duty counter-rotating fans with optimal fan speed control SC815TQ-R450U: 3 x 4cm heavy duty counter-rotating fans with optimal fan speed control
Front Panel LEDs	Power LED, hard drive activity LED, 2 network activity LEDs & Universal Information (UID) LED
Front Panel Buttons	Power On/Off button, System Reset button & UID button
Dimensions	W x H x D: 17.2" (437mm) x 1.7" (43mm) x 25.6" (650mm) Packing: 23.5" x 8.5" x 33.7"
Rail	Extendable lengths of 26" to 33.5"
Temperature	Operating 10° ~ 35° C (50° to 95° F) non-operating -40° ~ +70° C (-40° to 158° F)
Humidity	Operating 8 ~ 90% non-condensing non-operating 5 ~ 95% non-condensing

● Optimized ◐ Compatible ● Optimized low-power configuration

Model	UIO MB			PCI I/O	Drives	DVD-ROM	Cooling System	Power Supply	+5VSB	+12V	Gross Weight
	X8	X7	PD								
SC815TQ-R650U	●	●	●	2 FH & 1 LP	4 hot-swap	slim	4 x 14000rpm fans	650W redundant high-efficiency	3	54	40 lbs
SC815TQ-R450U	●	●	●	2 FH & 1 LP	4 hot-swap	slim	3 x 14000rpm fans	450W redundant high-efficiency	3	37	40 lbs
SC815TQ-720U	●	●	◐	2 FH & 1 LP	4 hot-swap	slim	4 x 14000rpm fans	720W Gold-Level high-efficiency	3	54	36 lbs
SC815TQ-710U	●	●	◐	2 FH & 1 LP	4 hot-swap	slim	4 x 14000rpm fans	710W high-efficiency	3	54	36 lbs
SC815TQ-560U	●	●	◐	2 FH & 1 LP	4 hot-swap	optional	4 x 14000rpm fans	560W high-efficiency	3	54	36 lbs

Optional Kit	Model Part #	Description
Peripheral Drives	FPD-TEAC-S	Slim TAEC Floppy Drive
	FPD-TEAC-SB	Slim TAEC Floppy Drive (Black)
	FPD-TEAC-SV	Slim TAEC Floppy Drive (Silver)
Rail	MCP-290-00052-0N-Bulk	Quick-release outer rail for square hole rack (bulk pack, 10 sets)
	MCP-290-00054-0N	Quick-release outer rail for square hole rack (single set, inner and outer)

FF: Full-height & full-length expansion slot LP: Low-profile expansion slot

* New generation power supply efficiency measured 88% or more under typical loading operations

SC815S/TQ

1U High-Performance Chassis - Dual Processors



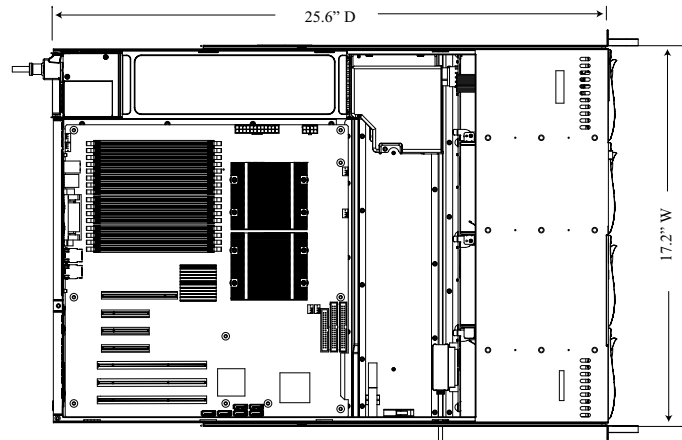
SC815TQ-720CB



SC815TQ-700C



Optional LCD Front Bezel



SC815TQ-700C

■ Black ■ Silver

Features

650W redundant and 720W(Gold-Level)/700W/560W power supply with high efficiency power (85% and up*), 4 hot-swap drive support, high performance fans

Specifications

Form Factor	1U chassis support for motherboard size - 12" x 13" and 13.68" x 13" (single power only)
CPU support	Dual Xeon® and AMD Opteron™
Expansion	1 full-height & full-length expansion slot & 1 low-profile expansion slot (SC815S-700/R650/560, SC815TQ-700/R560/560 only)
Peripheral Drives	1 slim DVD-ROM drive & 1 optional slim FDD
	SC815S-700/SC815S-R650/SC815S-560: 4 x 3.5" hot-swap SCA drive bays with SAF-TE compliance SC815TQ-720/700/SC815TQ-R650/SC815TQ-560: 4 x 3.5" hot-swap SAS/SATA drive bays with SES2
Power Supply	SC815S/TQ-700: 700W high-efficiency power supply w/I ² C & fan speed control SC815Q-720: 720W Gold-Level high-efficiency power supply w/I ² C & fan speed control SC815S/SC815TQ-R650: 650W (1+1) redundant high-efficiency hot-swap power supply w/I ² C & fan speed control (for 12" x 13" motherboard) SC815S high-efficiency & fan speed control SC815TQ-560: 560W 80 Plus® Certified high-efficiency & fan speed control
Cooling System	4 x 4cm heavy duty counter-rotating fans with optimal fan speed control
Front Panel LEDs	Power LED, hard drive activity LED, 2 network activity LEDs & System Overheat LED
Front Panel Buttons	Power On/Off button & System Reset button
Dimensions	W x H x D: 17.2"(437mm) x 1.7"(43mm) x 25.6" (650mm) Packing: 23.5" x 8.5" x 33.7"
Rail	Extendable lengths 26" to 33.5"
Temperature	Operating 10° ~ 35° C (50° to 95° F) non-operating -40° ~ +70° C (-40° to 158° F)
Humidity	Operating 8 ~ 90% non-condensing non-operating 5 ~ 95% non-condensing

● Optimized ○ Compatible

Model	MB (Max. 13.68" x 13")		PCI I/O	Drives	DVD-ROM	Cooling System	Power Supply	+5V _{SB}	+12V	Gross Weight
	X8	X7								
SC815S-700	●	●	1 FF & 1 LP	4 SCA w/SAF-TE	slim	4 x 14000rpm fans	700W high-efficiency	4	58	36 lbs
SC815S-700C	●	●	1 FF	4 SCA w/SAF-TE	slim	4 x 14000rpm fans	700W high-efficiency	4	58	36 lbs
NEW! SC815TQ-720C	●	●	1 FF & 1 LP	4 SAS/SATA w/SES2	slim	4 x 14000rpm fans	720W Gold-Level high-efficiency	4	58	36 lbs
SC815TQ-700	●	●	1 FF & 1 LP	4 SAS/SATA w/SES2	slim	4 x 14000rpm fans	700W high-efficiency	4	58	36 lbs
SC815TQ-700C	●	●	1 FF	4 SAS/SATA w/SES2	slim	4 x 14000rpm fans	700W high-efficiency	4	58	36 lbs
SC815S-R650	●	●	1 FF & 1 LP	4 SCA w/SAF-TE	slim	4 x 14000rpm fans	650W redundant high-efficiency	3	54	40 lbs
SC815TQ-R650	●	●	1 FF & 1 LP	4 SAS/SATA w/SES2	slim	4 x 14000rpm fans	650W redundant high-efficiency	3	54	40 lbs
SC815S-560	●	●	1 FF & 1 LP	4 SCA w/SAF-TE	slim	4 x 14000rpm fans	560W high-efficiency	3	43	36 lbs
SC815S-560C	●	●	1 FF	4 SCA w/SAF-TE	slim	4 x 14000rpm fans	560W high-efficiency	3	43	36 lbs
SC815TQ-560	●	●	1 FF & 1 LP	4 SAS/SATA w/SES2	slim	4 x 14000rpm fans	560W 80 Plus® Certified high-efficiency	3	43	36 lbs
SC815TQ-560C	●	●	1 FF	4 SAS/SATA w/SES2	slim	4 x 14000rpm fans	560W high-efficiency	3	43	36 lbs


FF: Full-height & full-length expansion slot LP: Low-profile expansion slot SES2: SCSI Enclosure Services-2

* New generation power supply efficiency measured under typical loading operations

Optional Kit	Model Part #	Description
Rail	MCP-290-00052-0N-Bulk	Quick-release outer rail for square hole rack (bulk pack, 10 sets)
Rail	MCP-290-00054-0N	Quick-release outer rail for square hole rack (single set, inner and outer)

SC818s/TQ

1U High-End Chassis - Quad Processors



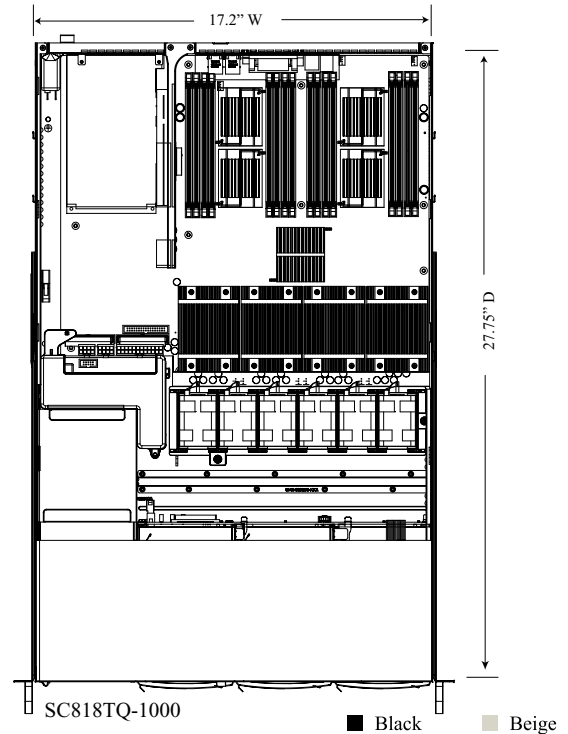
SC818TQ-1000



Front view



Rear view (SC818TQ-1000)



Features

1000W power supply with high-efficiency power (85% and up*), 3 hot-swap drive support, high performance fans

Specifications

Form Factor	1U chassis support for MP motherboard size - 14.3" x 17"		
CPU support	Quad Xeon® MP (SC818TQ-1000), and AMD Quad (SC818TQ+-1000B/LPB)		
Expansion	1 full-height & full-length expansion slot (with Riser Card)		
Peripheral Drives	Slim DVD-ROM drive & optional slim FDD drive		
Drive Bays	SC818S-1000: 3 x 3.5" hot-swap SCSI (Ultra320/160) drive bays SC818TQ-1000: 3 x 3.5" hot-swap SAS/SATA drive bays with SES2		
Power Supply	Front-loading 1000W high-efficiency power supply w/I ² C		
Cooling System	6 x 4cm heavy duty counter-rotating fan with optimal fan speed control		
Front Panel LEDs	Power LED, hard drive activity LED, 2 network activity LEDs & System Overheat LED		
Front Panel Buttons	Power On/Off button & System Reset button		
Dimensions	W x H x D: 17.2"(437mm) x 1.7"(43mm) x 27.75" (705mm) Packing: 37.9" x 26.2" x 9"		
Rail	Extendable lengths 26" to 33.5"		
Temperature	Operating 10° ~ 35° C (50° to 95° F) non-operating -40° ~ +70° C (-40° to 158° F)		
Humidity	Operating 8 ~ 90% non-condensing non-operating 5 ~ 95% non-condensing		

● Optimized


Model	Quad MB (Max. 14.3" x 17") X7	PCI I/O	Drives	Cooling System	Power Supply	+5V _{SB}	+12V	Gross Weight
SC818TQ-1000	●	1 FF	3 SAS/SATA w/SES2	6 x 14000rpm fans	1000W high-efficiency	4	83	38 lbs
SC818S-1000	●	1 FF	3 SCSI (Ultra320/160)	6 x 14000rpm fans	1000W high-efficiency	4	83	38 lbs
SC818TQ+-1000	●	1 FF	3 SAS/SATA w/SES2	6 x 14000rpm fans	1000W high-efficiency	4	83	38 lbs
SC818TQ+-1000LPB	●	1 LP	3 SAS/SATA w/SES2	6 x 14000rpm fans	1000W high-efficiency	4	83	38 lbs

Optional Kit	Model Part #	Description
Front Bezel	CSE-PTFB-813(B)	Front cover bezel with key lock and filter (beige or black color)
Front Tray	CSE-PT40(B)	Front USB and COM tray (occupies slim floppy drive location)
Rail	MCP-290-00052-0N-Bulk	Quick-release outer rail for square hole rack (bulk pack, 10 sets)
Rail	MCP-290-00054-0N	Quick-release outer rail for square hole rack (single set, inner and outer)

* New generation power supply efficiency measured under typical loading operations

SC813s/T/TQ

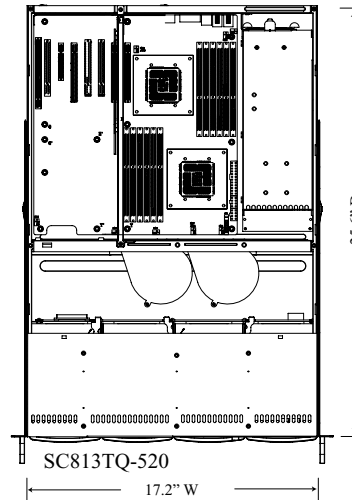
1U High-Performance Chassis - Dual Processors



SC813TQ-520



Optional LCD Front Bezel view



25.6\"/>

SC813TQ-520

17.2\"/>

■ Black ■ Beige

Features

4 hot-swap drive support, 520W high-efficiency/500W cold-swap power supply, butterfly design for 2 expansion slots

Specifications

Form Factor	1U chassis support for motherboard size - 12" x 13", E-ATX
CPU support	Dual Xeon® and AMD Opteron™
Expansion	1 full-height & full-length expansion slot & 1 low-profile expansion slot (SC813S-500, SC813T/TQ-500 & SC813S/TQ-520 only)
Peripheral Drives	1 slim FDD & 1 slim CD-ROM drive
Drive Bays	SC813S-500C/SC813S-500 & SC813S-520/520C: 4 x 3.5" hot-swap SCA drive bays with SAF-TE compliance SC813TQ*-520C/520/500 & SC813T-500C/500: 4 x 3.5" hot-swap SAS/SATA drive bays with SES2
Power Supply	SC813S-500/500C, SC813T/SC813TQ-500, SC813T-500C: 500W cold-swap with 1 st C built-in SC813S-520/520C & SC813TQ-520/520C: 520W high-efficiency power supply
Cooling System	2 x 10cm blowers
Front Panel LEDs	Power LED, hard drive activity LED, 2 network activity LEDs & System Overheat LED
Front Panel Buttons	Power On/Off button & System Reset button
Dimensions	W x H x D: 17.2"(437mm) x 1.7"(43mm) x 25.6" (650mm) Packing: 23.4" x 8.5" x 33.7"
Rail	Extendable lengths 26" to 33.5"
Temperature	Operating 10° ~ 35° C (50° to 95° F) non-operating -40° ~ +70° C (-40° to 158° F)
Humidity	Operating 8 ~ 90% non-condensing non-operating 5 ~ 95% non-condensing

● Optimized ◐ Compatible ● Optimized low-power configuration ◐ Compatible low-power configuration

Model	MB (Max. 12" x 13")		PCI I/O	Drives	CD/FDD	Cooling System	Power Supply	+5V _{SB}	+12V	Gross Weight
	X8	X7								
SC813S-520	●	●	1 FF & 1 LP	4 SCA w/SAF-TE	slim/slim	2 x 5000rpm blowers	520W high-efficiency	3	39	36 lbs
SC813S-520C	●	●	1 FF	4 SCA w/SAF-TE	slim/slim	2 x 5000rpm blowers	520W high-efficiency	3	39	36 lbs
SC813S-500	●	◐	1 FF & 1 LP	4 SCA w/SAF-TE	slim/slim	2 x 5000rpm blowers	500W cold-swap	2	39	36 lbs
SC813S-500C	●	◐	1 FF	4 SCA w/SAF-TE	slim/slim	2 x 5000rpm blowers	500W cold-swap	2	39	36 lbs
SC813TQ*-520	●	●	1 FF & 1 LP	4 SAS/SATA w/SES2	slim/slim	2 x 5000rpm blowers	520W high-efficiency	3	39	36 lbs
SC813TQ*-520C	●	●	1 FF	4 SAS/SATA w/SES2	slim/slim	2 x 5000rpm blowers	520W high-efficiency	3	39	36 lbs
SC813T/TQ*-500	●	◐	1 FF & 1 LP	4 SAS/SATA w/SES2	slim/slim	2 x 5000rpm blowers	500W cold-swap	2	39	36 lbs
SC813T-500C	●	◐	1 FF	4 SAS/SATA	slim/slim	2 x 5000rpm blowers	500W cold-swap	2	39	36 lbs

* Only SC813TQ-520C/520/500 chassis with SES2 support

Optional Kit	Model Part #	Description
LCD Front Bezel	MCP-210-00007-02/01	LCD Front bezel with 6 function buttons & key lock for security (beige/black color)
Front Bezel	CSE-PTFB-813(B)	Front cover bezel with key lock and filter (beige or black color)
Front Tray	CSE-PT40(B)	Front USB and COM tray (occupies slim floppy drive location)
Riser Card(s)	CSE-RR1U-XLP CSE-RR1U-X	1U 1-Slot 64-bit 3.3V PCI-X (for Low-Profile Riser Slot) 1U 64-bit 3.3V PCI-X Riser Card (Full-height)
Rail	MCP-290-00052-0N-Bulk MCP-290-00054-0N	Quick-release outer rail for square hole rack (bulk pack, 10 sets) Quick-release outer rail for square hole rack (single set, inner and outer)

SC813MS/MT/MTQ/MFT

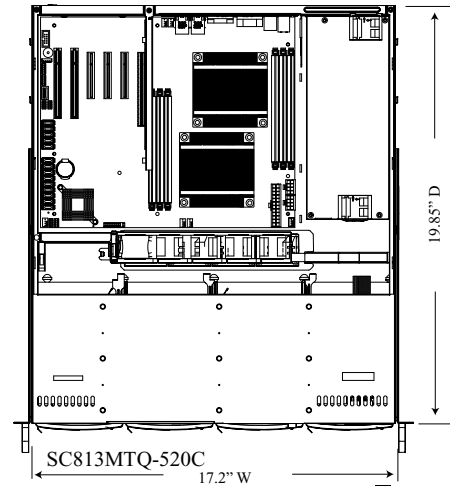
1U x 19.85" Chassis



SC813MT-300C



Optional LCD Front Bezel



■ Black ■ Beige

Features

4 hot-swap drives support, high performance fans & compact size

Specifications

Form Factor	1U chassis support for max. motherboard size - 12" x 10" ATX
CPU support	Dual Xeon® (SC813MS/SC813MT-520C/420C/410C/280C & SC813MTQ-520C/280C), Pentium® 4 (SC813MS/MT-300C), Pentium® D (SC813MFT-300C), and AMD Opteron™
Expansion	1 full-height & half-length expansion slot
Peripheral Drives	1 slim CD-ROM drive optional 2 front side USB ports & 1 COM port
Drive Bays	SC813MS-520C/420C/410C/300C/280C: 4 x 3.5" hot-swap SCA drive bays with SAF-TE compliant SC813MT-420C & SC813MT-410C/300C & SC813MTQ-520C/280C: 4 x 3.5" hot-swap SAS/SATA drive bays
Cooling System	SC813MS-520C/420C/410C/280C & SC813MT-420C/410C/300C & SC813MTQ-520C/280C: 4 x 4cm high performance fans SC813MS/SC813MT/SC813MFT-300C: 3 x 4cm high performance fans
Front Panel LEDs	Power LED, hard drive activity LED, 2 network activity LEDs & System Overheat LED
Front Panel Buttons	Power On/Off button & System Reset button
Dimensions	W x H x D: 17.2"(437mm) x 1.7"(43mm) x 19.8" (503mm) Packing: 23.4" x 8.5" x 29.7"
Rail	Extendable lengths 26" to 33.5"
Temperature	Operating 10° ~ 35°C (50° to 95°F) non-operating -40° ~ +70°C (-40° to 158°F)
Humidity	Operating 8 ~ 90% non-condensing non-operating 5 ~ 95% non-condensing

● Optimized ○ Compatible ● Optimized low-power configuration ● Compatible low-power configuration

Model	MB (Max. 12" x 10")			PCI I/O	Drive	Cooling System	Power	+5VSB	+12V	Gross Weight
	X8	X7	PD							
SC813MS-520C	●	●		1 FH	4 SCA w/SAF-TE	4 x 12500rpm fans	520W high-efficiency	3	39	31 lbs
SC813MTQ-520C	●	●		1 FH	4 SAS/SATA	4 x 12500rpm fans	520W high-efficiency	3	39	31 lbs
SC813MS-420C	●			1 FH	4 SCA w/SAF-TE	4 x 12500rpm fans	420W	2	32	31 lbs
SC813MS-410C	●			1 FH	4 SCA w/SAF-TE	4 x 12500rpm fans	410W DC (24-pin)	2	32	31 lbs
SC813MT-420C	●			1 FH	4 SAS/SATA	4 x 12500rpm fans	420W	2	32	31 lbs
SC813MT-410C	●			1 FH	4 SAS/SATA	4 x 12500rpm fans	410W DC (24-pin)	2	32	31 lbs
SC813MS-300C	●		●	1 FH	4 SCA w/SAF-TE	3 x 12500rpm fans	300W	2	20	31 lbs
SC813MT-300C	●		●	1 FH	4 SAS/SATA	3 x 12500rpm fans	300W	2	20	31 lbs
SC813MFT-300C	●		●	1 FH	4 SAS/SATA	3 x 10000rpm fans	300W	2	20	31 lbs
SC813MS-280C	●	●		1 FH	4 SCA w/SAF-TE	4 x 12500rpm fans	280W high-efficiency	2	23/27	31 lbs
SC813MTQ-280C	●	●		1 FH	4 SAS/SATA	4 x 12500rpm fans	280W high-efficiency	2	23/27	31 lbs

Optional Kit	Model Part #	Description
LCD Front Bezel	MCP-210-00007-02/01	LCD Front bezel with 6 function buttons & key lock for security (beige/black color)
Front Bezel	CSE-PTFB-813(B)	Front cover bezel with key lock and filter (beige or black color)
Riser Card(s)	CSE-RR1U-X	1U 64-bit 3.3V PCI-X Riser Card
Rail	MCP-290-00052-0N-Bulk	Quick-release outer rail for square hole rack (bulk pack, 10 sets)
	MCP-290-00054-0N	Quick-release outer rail for square hole rack (single set, inner and outer)

SC812L

1U High-Performance Chassis - Dual Processors



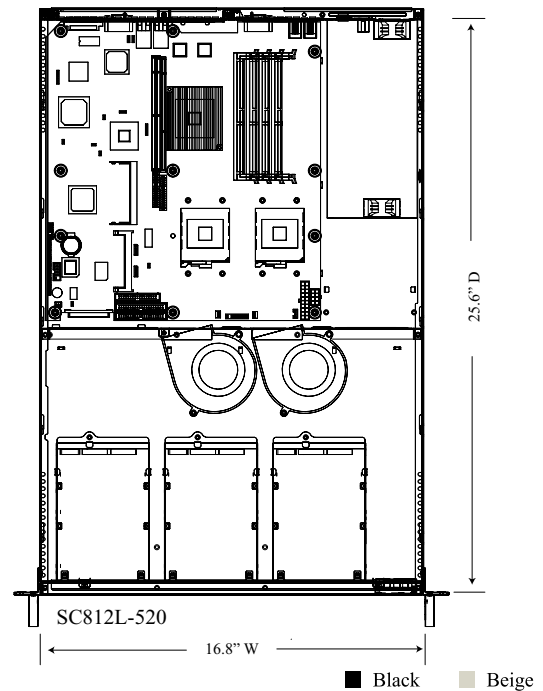
SC812L-520C



Rear view (SC812L-520/420/410)



Rear view (SC812L-520C/420C)



Features

Server chassis design optimized for clustering, butterfly expansion slot design for 2 cards, adjustable blower tray to optimize air flow with different MB

Specifications

Form Factor	1U chassis support for motherboard size - 12" x 13" E-ATX	
CPU support	Dual Xeon® and AMD Opteron™	
Expansion	1 full-height & full-length expansion slot & 1 low-profile expansion slot (SC812L-520/420/410 only)	
Cooling Systems	2 x 10cm blowers	
Drive Bays	3 fixed drive bays	
Front Panel LEDs	Power LED, hard drive activity LED, 2 network activity LEDs & System Overheat LED	
Front Panel Buttons	Power On/Off button & System Reset button	
Dimensions	W x H x D: 16.8"(426mm) x 1.7"(43mm) x 25.6" (650mm) Packing: 22" x 8.1" x 31.7"	
Rail	Extendable lengths 25" to 33.25"	
Temperature	Operating 10° ~ 35° C (50° to 95° F) non-operating -40° ~ +70° C (-40° to 158° F)	
Humidity	Operating 8 - 90% non-condensing non-operating 5 - 95% non-condensing	

● Optimized ● Compatible ● Optimized low-power configuration ● Compatible low-power configuration

Model	MB (Max. 12" x 13")		PCI I/O	Drive	Cooling System	Power	+5VSB	+12V	Gross Weight
	X8	X7							
SC812L-420	●		1 FF & 1 LP	3 fixed	2 x 5000rpm blowers	420W (20-pin)	2	15/15/18	34 lbs
SC812L-410	●		1 FF & 1 LP	3 fixed	2 x 5000rpm blowers	410W DC (20-pin)	3	32	34 lbs
SC812L-420C	●		1 FF	3 fixed	2 x 5000rpm blowers	420W (24-pin)	2	32	34 lbs
SC812L-520	●	●	1 FF & 1 LP	3 fixed	2 x 5000rpm blowers	520W high-efficiency (20-pin)	3	39	34 lbs
SC812L-520C	●	●	1 FF	3 fixed	2 x 5000rpm blowers	520W high-efficiency (24-pin)	3	39	34 lbs

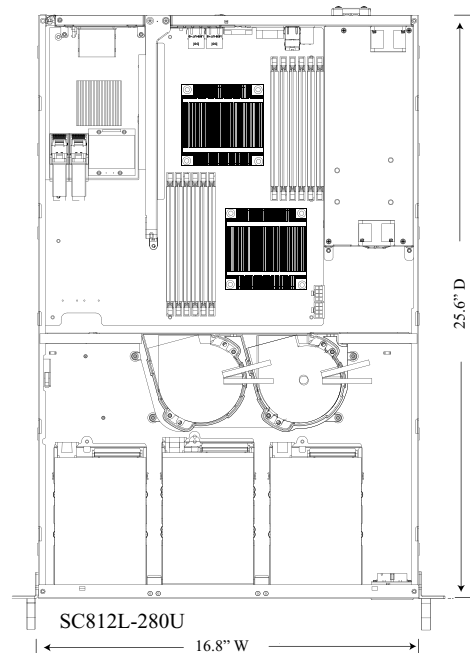
Optional Kit	Model Part #	Description
Riser Card(s)	CSE-RR1U-E16	1U PCI-E to PCI-E Riser Card (x16)
	CSE-RR1U-EL	1U Universal to PCI-E (x8) Full-height
	CSE-RR1U-ELP	1U Universal (SXB-E) Slot to PCI-E (x8) Slot (Low-profile)
	CSE-RR1U-X	1U 64-bit 3.3V PCI-X Riser Card (Full-height)
	CSE-RR1U-XLP	1U 1-Slot 64-bit 3.3V PCI-X (for Low-Profile Riser Slot)



SC812L-520U



Rear view



SC812L-280U

16.8" W

25.6" D

■ Black ■ Beige

Features

- ✓ Quad-Core Xeon®/Dual-Core Xeon®/Quad-Core Extreme/Core 2® Duo/Pentium® D processors supported
- ✓ 2 Full-height PCI/PCI-X/PCI-E & 1 low-profile PCI/PCI-X/PCI-E supported
- ✓ 520/280W high-efficiency power supply (88% and up*)
- ✓ 2 blowers with optimal fan speed control & air shroud
- ✓ Adjustable blower tray to optimize air flow with different motherboards

Specifications

Form Factor	1U chassis support for motherboard size - 12" x 13", UIO motherboard		
CPU support	Dual Xeon®/Pentium® D®, and AMD Opteron™		
Expansion	2 full-height & full-length expansion slots & 1 low-profile expansion slot		
Drive Bays	3 x 3.5" fixed drive bays		
Power Supply	SC812L-520U: 520W high-efficiency power supply SC812L-280U: 280W high-efficiency power supply		
Cooling System	2 x 10cm blowers with optimal fan speed control		
Front Panel LEDs	Power LED, hard drive activity LED, 2 network activity LEDs & Universal Information (UID) LED		
Front Panel Buttons	Power on/off button, system reset button & UID button		
Dimensions	W x H x D: 16.8" (426mm) x 1.7" (43mm) x 25.6" (650mm) Packing: 22" x 8.1" x 31.7"		
Rail	Extendable lengths of 25" to 33.25"		
Temperature	Operating: 10° ~ 35° C (50° to 95°F)	Non-operating: -40° ~ 70° C (-40° to 158° F)	
Humidity	Operating: 8 - 90% non-condensing	Non-operating: 5 - 95% non-condensing	


● Optimized ● Compatible ● Optimized low-power configuration

Model	UIO MB			PCI I/O	Drives	Cooling Systems	Power Supply	+5VSB	+12V	Gross Weight
	X8	X7	PD							
SC812L-520U	●	●	●	2 FF & 1 LP	3 fixed	2 x 5000rpm blower	520W high-efficiency	3	39	34 lbs
SC812L-280U	●	●	●	2 FF & 1 LP	3 fixed	2 x 5000rpm blower	280W high-efficiency	2	23/27**	34 lbs

FF: Full-height & full-length expansion slot LP: Low-profile expansion slot

* Our new generation power supply efficiency measured under typical operations

** For inputs above 180VAC



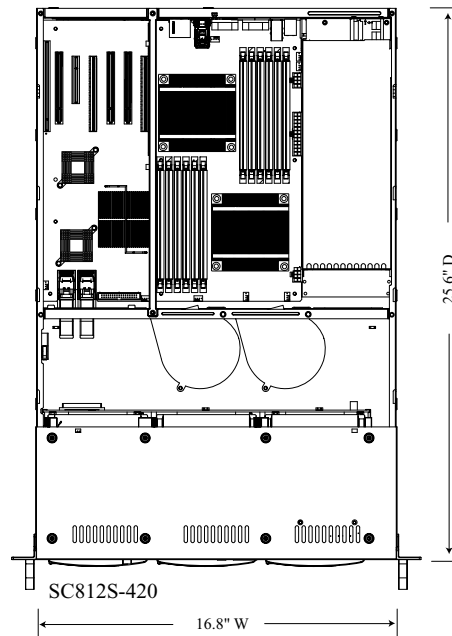
SC812S-420C



Rear view (SC812i/SC812S-420/410)



Rear view (SC812i/SC812S-420C/410C)



■ Black ■ Beige

Features

3 hot-swap drive support, butterfly design for 2 expansion slots & dual heavy duty blowers

Specifications

Form Factor	1U chassis support for motherboard size - 12" x 13" E-ATX
CPU support	Dual Xeon® and AMD Opteron™
Expansion	1 full-height & full-length expansion slot & 1 low-profile expansion slot (SC812S-420/410 & SC812i-420 only)
Drive Bays	3 x 3.5" hot-swap drive bays
Cooling System	2 x 10cm blowers
Front Panel LEDs	Power LED, hard drive activity LED, 2 network activity LEDs & System Overheat LED
Front Panel Buttons	Power On/Off button & System Reset button
Dimension	W x H x D: 16.8" (426mm) x 1.7" (43mm) x 25.6" (650mm) Packing: 22" x 8.1" x 31.7"
Rail	Extendable lengths 25" to 33.25"
Temperature	Operating 10° ~ 35° C (50° to 95° F) non-operating -40° ~ +70° C (-40° to 158° F)
Humidity	Operating 8 - 90% non-condensing non-operating 5 - 95% non-condensing

● Optimized ○ Compatible ● Optimized low-power configuration ○ Compatible low-power configuration

Model	MB (Max. 12" x 13")		PCI I/O	Drive	CD-ROM/ FDD	Cooling System	Power	+5Vsb	+12V	Gross Weight
	X8	X7								
SC812S-420C	●	○	1 FF	3 SCA	Optional	2 x 5000rpm blowers	420W (24-pin)	2	32	34 lbs
SC812S-420	●	●	1 FF & 1 LP	3 SCA	Optional	2 x 5000rpm blowers	420W (20-pin)	2	32	34 lbs
SC812i-420C	●	○	1 FF	3 fixed	Optional	2 x 5000rpm blowers	420W (24-pin)	2	32	34 lbs
SC812i-420	●	●	1 FF & 1 LP	3 fixed	Optional	2 x 5000rpm blowers	420W (20-pin)	2	32	34 lbs
SC812S-410C	●	●	1 FF	3 SCA	Optional	2 x 5000rpm blowers	410W DC (24-pin)	2	32	34 lbs
SC812S-410	●	●	1 FF & 1 LP	3 SCA	Optional	2 x 5000rpm blowers	410W DC (20-pin)	2	32	34 lbs

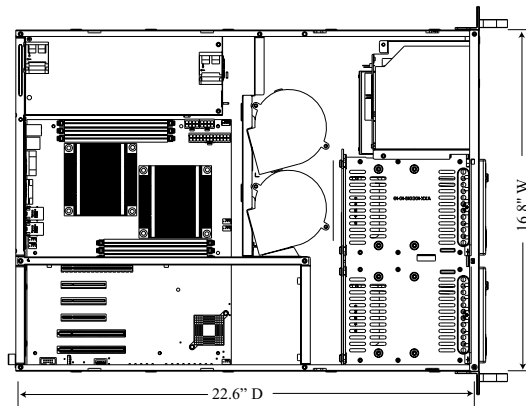
Optional Kit	Model Part #	Description
Front Bezel	CSE-PTFB-812(B)	Front cover bezel with key lock and filter (beige or black color)
Riser Card(s)	CSE-RR1U-XLP	1U 1-Slot 64-bit 3.3V PCI-X (for Low-Profile Riser Slot)
	CSE-RR1U-X	1U 64-bit 3.3V PCI-X Riser Card (Full-height)

SC811s/T/TQ/i/LT

1U The Best Cost/Performance Ratio



SC811TQ-520



SC811T-300

Features

An efficient 1U rackmount design optimized for the best cost/performance ratio, dual heavy-duty blowers for superior cooling

■ Black ■ Beige

Specifications

Form Factor	1U chassis support for max. motherboard size - 12" x 10" ATX		
CPU support	Dual Xeon®, Pentium® D & Pentium® 4, and AMD Opteron™		
Expansion	1 full-height full-length expansion slot		
Peripheral Drives	Optional Floppy drive (SC811S/SC811TQ/SC811i-520 & 280 no floppy option) & option CD-ROM drive		
Drive Bays	SC811S/SC811TQ/SC811T: 2 x 3.5" hot-swap drive bays; SC811i: 2 x 3.5" fixed drive bays		
Cooling System	SC811S/SC811TQ/SC811T/SC811i: 2 x 10cm blowers ; SC811S/SC811T/SC811i-300: 3 x 4cm counter-rotating fans		
Front Panel LEDs	Power LED, hard drive activity LED, 2 network activity LEDs & System Overheat LED		
Front Panel Buttons	Power On/Off button & System Reset button		
Dimensions	W x H x D: 16.8"(426mm) x 1.7"(43mm) x 22.6" (574mm) Packing: 24.4" x 7.7" x 27.4"		
Rail	Extendable lengths 25" to 33.25"		
Temperature	Operating 10° ~ 35° C (50° to 95° F) non-operating -40° ~ +70° C (-40° to 158° F)		
Humidity	Operating 8 - 90% non-condensing non-operating 5 - 95% non-condensing		

● Optimized ○ Compatible ● Optimized low-power configuration ○ Compatible low-power configuration

Model	Motherboard (Max. 12" x 10")			PCI I/O	Drive	Cooling System	Power	+5VSB	+12V	Gross Weight
	X8	X7	PD							
SC811S-520	●	●		1 FF	2 SCA	2 x 5000rpm blowers	520W high-efficiency	3	39	28 lbs
SC811S-420	●	●		1 FF	2 SCA	2 x 5000rpm blowers	420W	2	32	28 lbs
SC811S-410	●	●		1 FF	2 SCA	2 x 5000rpm blowers	410W DC (24-pin)	2	32	28 lbs
SC811S-300	●		●	1 FF	2 SCA	3 x 14000rpm fans	300W	2	20	28 lbs
SC811S-280	●	●		1 FF	2 SCA	2 x 5000rpm blowers	280W high-efficiency	2	23/27	28 lbs
SC811S-260	●			1 FF	2 SCA	2 x 4200rpm blowers	260W	2	18	27 lbs
SC811TQ-520	●	●		1 FF	2 SAS/SATA w/SES2	2 x 5000rpm blowers	520W high-efficiency	3	39	28 lbs
SC811T-420	●	●		1 FF	2 SAS/SATA	2 x 5000rpm blowers	420W	2	32	28 lbs
SC811T-410	●	●		1 FF	2 SAS/SATA	2 x 5000rpm blowers	410W DC (24-pin)	2	32	28 lbs
SC811T-300	●		●	1 FF	2 SAS/SATA	3 x 14000rpm fans	300W	2	20	28 lbs
SC811TQ-280	●	●		1 FF	2 SAS/SATA w/SES2	2 x 5000rpm blowers	280W high-efficiency	2	23/27	28 lbs
SC811T-260	●			1 FF	2 SAS/SATA	2 x 4200rpm blowers	260W	2	18	27 lbs
SC811i-520	●	●		1 FF	2 fixed	2 x 5000rpm blowers	520W high-efficiency	3	39	28 lbs
SC811i-420	●	●		1 FF	2 fixed	2 x 5000rpm blowers	420W	2	32	28 lbs
SC811i-410	●	●		1 FF	2 fixed	2 x 5000rpm blowers	410W DC (24-pin)	2	32	28 lbs
SC811i-300	●		●	1 FF	2 fixed	3 x 14000rpm fans	300W	2	20	28 lbs
SC811i-280	●	●		1 FF	2 fixed	2 x 5000rpm blowers	280W high-efficiency	2	23/27	28 lbs
SC811i-260	●			1 FF	2 fixed	2 x 4200rpm blowers	260W	2	18	27 lbs



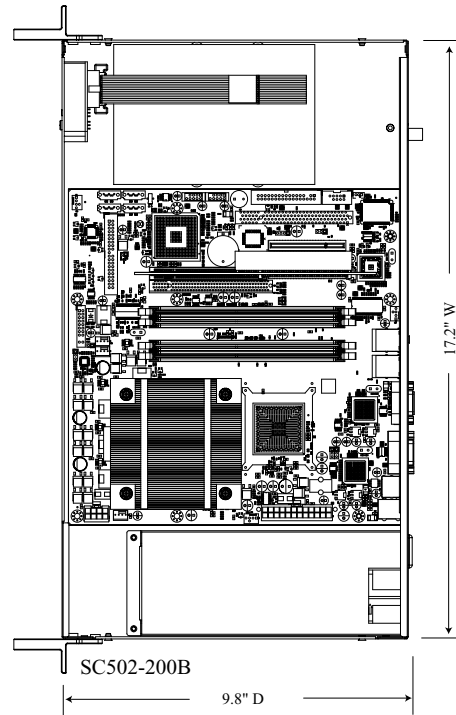
SC502-200B



Front view



Rear view



Features

■ Black

- ✓ 9.8" depth small form factor 1U, fan-less design, 200W High-Efficiency power supply

Specifications

Form Factor	9.8" mini 1U chassis support for maximum motherboard size: 9.6" x 9.6" Micro ATX		
CPU support	20W or 35W Intel® Celeron® 400 series CPU supported with active heatsink solution		
Expansion	Optional 1 full-height & half-length expansion slot (with Riser Card)		
Drive Bays	1 x 3.5" or up to 2 x 2.5" fixed drives (optional)		
Power Supply	200W 80 PLUS® Certified high-efficiency power supply with thermal control fan		
Front Panel LEDs	Power LED, hard drive activity LED, 2 network activity LEDs & System overheat LED		
Front Panel Buttons	Power On/Off button & System Reset button		
Dimensions	W x H x D: 17.2" (437mm) x 1.7" (43mm) x 9.8" (249mm)	Packing: 25.8" x 6.1" x 18.3"	
Temperature	Operating 10° ~ 35° C (50 to 95 F) non-operating -40° ~ +70° C (-40° to 158° F)		
Humidity	Operating 8 - 90% non-condensing non-operating 5 - 95% non-condensing		

Model	PCI I/O	Drive	Front Side I/O Port	Power	+5V _{SB}	+12V	Gross Weight
SC502-200B	1 FH	1 fixed	—	200W 80 PLUS® Certified high-efficiency	2	16	10 lbs

Optional Kit	Model Part #	Description
Active Heatsink	SNK-P0032A4	1U Active Heatsink for SC502/503
2.5" HDD Bracket	MCP-220-00044-0N	2.5" HDD bracket for 2 x 2.5" HDD
2.5" HDD Bracket	MCP-220-00051-0N	2.5" HDD bracket for 1 x 2.5" HDD

SC503

9.8" Depth 1U Optimized Space Efficiency



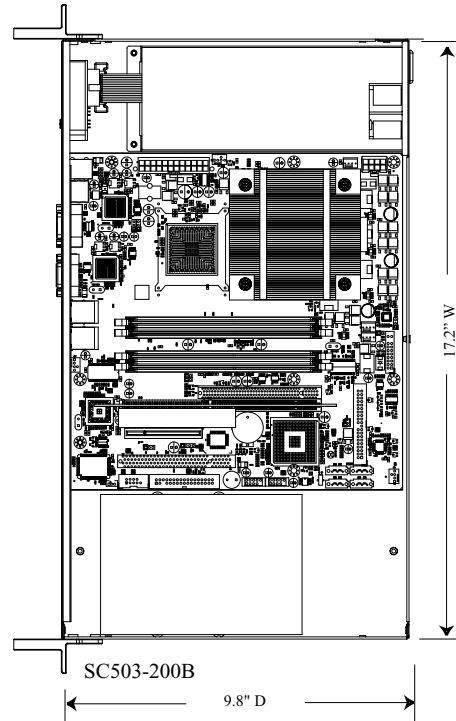
SC503-200B



Front view



Rear view



Features

■ Black

- ✓ 9.8" depth small form factor 1U, fan-less design, 200W High-Efficiency power supply

Specifications

Form Factor	9.8" mini 1U chassis support for maximum motherboard size: 9.6" x 9.6" Micro ATX		
CPU support	20W or 35W Intel® Celeron® 400 series CPU supported with active heatsink solution		
Expansion	Optional 1 full-height & half-length expansion slot (with Riser Card)		
Drive Bays	1 x 3.5" or up to 2 x 2.5" fixed drives (optional)		
Power Supply	200W 80 PLUS® Certified high-efficiency power supply with thermal control fan		
Front Panel LEDs	Power LED, hard drive activity LED, 2 network activity LEDs & System overheat LED		
Front Panel Buttons	Power On/Off button & System Reset button		
Dimensions	W x H x D: 17.2" (437mm) x 1.7" (43mm) x 9.8" (249mm) Packing: 25.8" x 6.1" x 18.3"		
Temperature	Operating 10° ~ 35° C (50 to 95 F) non-operating -40° ~ +70° C (-40° to 158° F)		
Humidity	Operating 8 - 90% non-condensing non-operating 5 - 95% non-condensing		

Model	PCI I/O	Drive	Front Side I/O Port	Power	+5V _{SB}	+12V	Gross Weight
SC503-200B	1 FH	1 fixed	KB, Mouse, Parallel, 2 USB, VGA, COM, 2 LAN	200W 80 PLUS® Certified high-efficiency	2	16	10 lbs

Optional Kit	Model Part #	Description
Active Heatsink	SNK-P0032A4	1U Active Heatsink for SC502/503
2.5" HDD Bracket	MCP-220-00044-0N	2.5" HDD bracket for 2 x 2.5" HDD
2.5" HDD Bracket	MCP-220-00051-0N	2.5" HDD bracket for 1 x 2.5" HDD

SC510/T

11.3" Depth 1U Optimized Space Efficiency



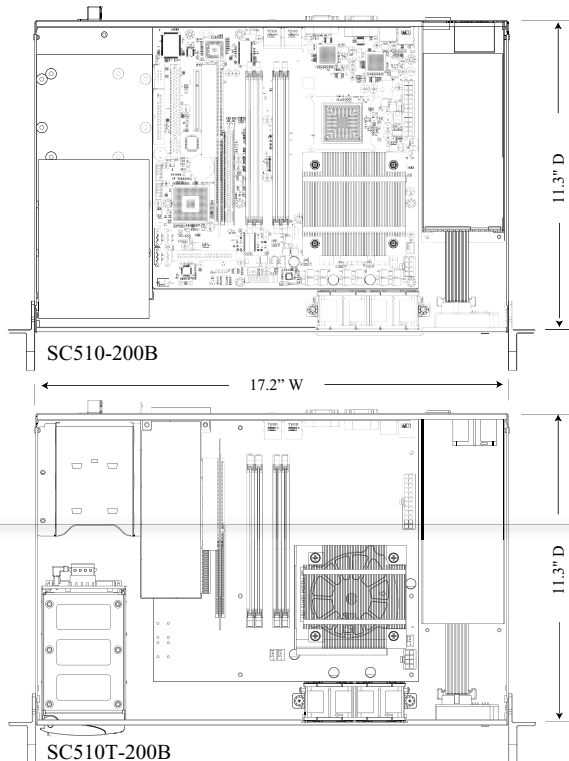
SC510-200B



SC510T-200B



SC510 Rear view



Features

■ Black

- ✓ 11.3" depth small form factor 1U, 200W high-efficiency power supply

Specifications

Form Factor	11.3" Mini 1U chassis support for maximum motherboard size: 9.6" x 9.6" Micro ATX	
CPU support	Core® 2 Duo / Xeon® 3000 series (65W or under)	
Expansion	SC510: 1 full-height & half-length expansion slot with riser card (optional) SC510T: 1 low profile expansion slot (with riser card)	
Drive Bays	SC510: 1x 3.5" or up to 4 x 2.5" fixed drives (optional, recommended for 2.5" enterprise SATA/SAS HDD only) SC510T: 2x 2.5" hot-swappable drives and 2x 2.5" fixed drives (optional, recommended for 2.5" enterprise SATA/SAS HDD only)	
Power Supply	200W 80 PLUS® Certified high-efficiency power supply with thermal control fan	
Cooling System	SC510: 2x 4cm fan SC510T: 3x 4cm fan	
Front Panel LEDs	Power LED, hard drive activity LED, 2 network activity LEDs & System Overheat LED	
Front Panel Buttons	Front Panel Buttons Power On/Off button & System Reset button	
Dimensions	W x H x D: 17.2" (437mm) x 1.7" (43mm) x 11.3" (287mm) Packing: 25.4" x 6.1" x 19.8"	
Temperature	Operating 10° ~ 35° C (50° to 95° F) non-operating -40° ~ +70° C (-40° to 158° F)	
Humidity	Operating 8 ~ 90% non-condensing non-operating 5 ~ 95% non-condensing	

- Optimized low-power configuration

Model	MB (Max. 9.6" x 9.6")			PCI I/O	Drive	Cooling System	Power Supply	+5V _{SB} +12V		Gross Weight
	X8	X7	PD							
SC510-200B	●	●	●	1 FH	1x 3.5" fixed	2 x 8500rpm fan	200W 80 PLUS® Certified high-efficiency	2	16	11 lbs
SC510T-200B	●	●	●	1 LP	2x hot-swappable 2.5"	3 x 8500rpm fan	200W 80 PLUS® Certified high-efficiency	2	16	12 lbs

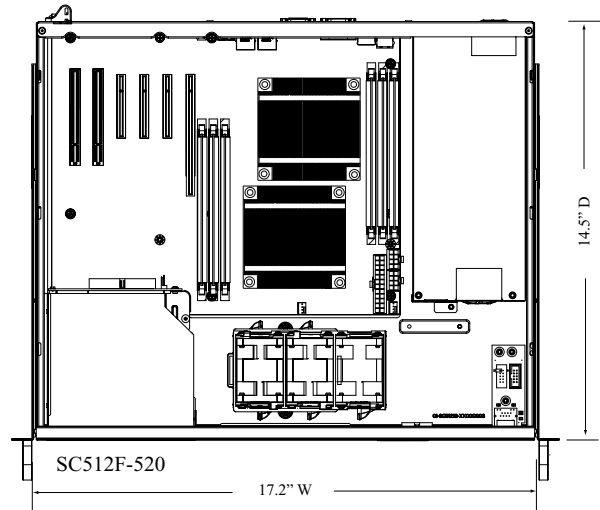
Optional Kit	Model Part #	Description
2.5" HDD Bracket	MCP-220-00044-ON	2.5" HDD bracket for 2 x 2.5" HDD (For SC510)
2.5" HDD Bracket	MCP-220-00051-ON	2.5" HDD bracket for 1 x 2.5" HDD (For SC510T)



SC512F-280



Rear view



14.5" D

SC512F-520

17.2" W

Features

■ Black ■ Beige

- ✓ 14" depth small form factor 1U server, heavy duty blower for superior cooling for dual processors motherboard

Specifications

Form Factor	14" Mini 1U chassis support for maximum motherboard size: 12" x 9.6" ATX	
CPU Support	Dual Xeon® Processor	
Expansion	1 full-height & half-length expansion slot (with Riser Card)	
Peripheral Bays	SC512F-520: 1 DVD-ROM & 2 USB 2.0 ports SC512F-280: 1 DVD-ROM	
Drive Bays	SC512F-520/SC512F-520L: 1x 3.5" fixed or 1x 2.5" fixed SC512F-280: 2x 3.5" fixed or 2x 2.5" fixed	
Power Supply	SC512F-520/SC512F-520L: 520W high-efficiency power supply SC512F-280: 280W high-efficiency power supply	
Cooling System	SC512F-520/SC512F-520L: 3x 4cm counter-rotating fans SC512F-280: 2x 4cm counter-rotating fans	
Front Panel LEDs	Power LED, hard drive activity LED, 2 network activity LEDs & System Overheat LED	
Front Panel Buttons	Power On/Off button & System Reset button	
Dimensions	W x H x D: 16.8" (426mm) x 14" (356mm) x 1.7" (43mm) Packing: 19.5"L x 6.9"W x 22.4"H	
Rail (optional)	Extendable lengths 25" to 33.25"	
Temperature	Operating 10° ~ 35°C (50° to 95°F) non-operating -40° ~ +70°C (-40° to 158°F)	
Humidity	Operating 8 - 90% non-condensing non-operating 5 - 95% non-condensing	

- Optimized ● Compatible ● Optimized low-power configuration ● Compatible low-power configuration

Model	MB (Max. 12" x 10")		PCI I/O	Drive	USB	CD-ROM	Cooling System	Power	+5V _{SB}	+12V	Gross Weight
	X8	X7									
SC512F-520	●	●	1 FH	1 fixed	2.0	slim	3 x 14000rpm fans	520W high-efficiency	3	39	14 lbs
SC512F-520L	●	●	1 FH	1 fixed	-	-	3 x 14000rpm fans	520W high-efficiency	3	39	14 lbs
SC512F-280	●	●	1 FH	2 fixed	-	slim	2 x 14000rpm fans	280W high-efficiency	2	23/27*	13 lbs

Optional Kit	Model Part #	Description
Rail Kit	MCP-220-00004-03	SC512F-520 chassis rail kit
	MCP-220-00052-0N-Bulk	Quick-release outer rail (10 set/pack)
	MCP-220-00055-0N	Quick-release rail set (inner and outer)
HDD Tray	MCP-220-00051-0N	Single 2.5" fixed HDD bracket

* For inputs above 180VAC



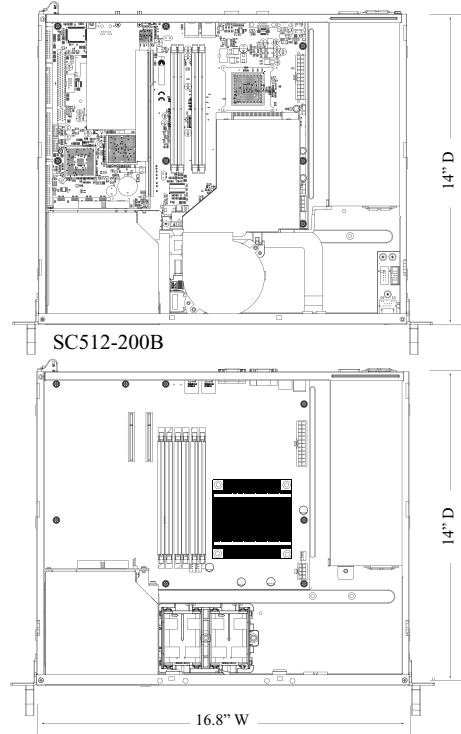
SC512-200B



LCD Front view (SC512L-260-LCD)



Rear view (SC512-200B)



Features

- ✓ 14" depth small form factor 1U server, heavy duty blower for superior cooling

■ Black ■ Beige

Specifications


Form Factor	14" Mini 1U chassis support for maximum motherboard size: 12" x 9.6" ATX	
CPU support	Single Intel® Xeon®, Celeron®, Pentium® D, Pentium® 4, and AMD Opteron™	
Expansion	1 full-height & half-length expansion slot (with Riser Card)	
Drive Bays	SC512L/SC512L-260: 2x 3.5" fixed or 3x 2.5" fixed SC512-200B: 1x 3.5" fixed or 2x 2.5" fixed (w/o DVD) SC512F-260/SC512L-260LCD: 1x 3.5" fixed	
Front Panel LEDs	Power LED, hard drive activity LED, 2 network activity LEDs & System Overheat LED	
Front Panel Buttons	Power On/Off button & System Reset button	
Dimensions	W x H x D: 16.8" (426mm) x 14" (356mm) x 1.7" (43mm) Packing: 19.5"L x 6.9"W x 22.4"H	
Rail (optional)	Extendable lengths 25" to 33.25"	
Temperature	Operating 10° ~ 35°C (50° to 95°F) non-operating -40° ~ +70°C (-40° to 158°F)	
Humidity	Operating 8 - 90% non-condensing non-operating 5 - 95% non-condensing	

- Optimized ● Compatible ● Optimized low-power configuration ● Compatible low-power configuration

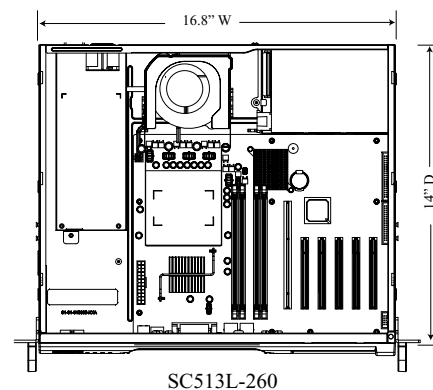
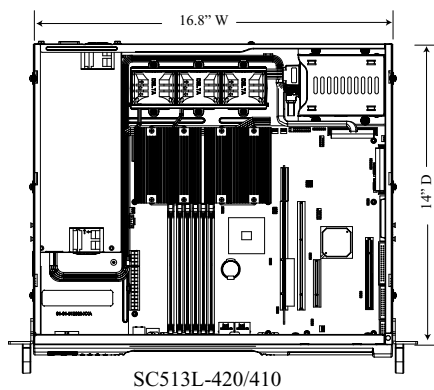
Model	MB (Max. 12" x 9.6")			PCI I/O	Drive	USB	CD-ROM	Cooling System	Power	+5VSB	+12V	Gross Weight
	X8	X7	PD									
SC512-200	●	●	●	1 FH	1 fixed	2.0	Optional	1 x 5,000rpm blower	200W (High Efficiency)	2	16	12.8 lbs
SC512L	●	●	●	1 FH	2 fixed	-	-	1 x 3800rpm blower	200W	2	12	14 lbs
SC512L-260	●	●	●	1 FH	2 fixed	-	-	1 x 5000rpm blower	260W	2	18	14 lbs
SC512L-260-LCD	●	●	●	1 FH	1 fixed	-	-	1 x 5000rpm blower	260W	2	18	14 lbs
SC512F-260	●	●	●	1 FH	1 fixed	2.0	Slim	2 x 14000rpm fans	260W	2	18	15 lbs

Optional Kit	Model Part #	Description
Rail Kit	CSE-PT8	Rail kit for 1U 512, SC513, SC811 Chassis
HDD Tray	MCP-220-00051	Single 2.5" fixed HDD bracket
	MCP-220-00044-0N	Dual 2.5" fixed HDD bracket

Front I/O Access



Optimized Air-Flow (front to back)



Features

- ✓ 14" depth small form factor 1U server, dual Xeon® support, front I/O access, full-height expansion

■ Black ■ Beige

Specifications

Form Factor	14" Mini 1U chassis support for maximum motherboard size: 12" x 10" ATX (SC513L-420/410) / 12" x 9.5" (SC513L-260)		
CPU support	Dual Xeon® (SC513L-420/SC513L-410), Pentium® D (SC513F-260), Pentium® 4 (SC513L-260/SC513F-260)		
Expansion	1 full-height half-length expansion slot (with Riser Card)		
Drive Bay	SC513L-420/410: 2 x 2.5" fixed; SC513L-260/SC513F-260: 2 x 2.5" option or 1 x 3.5" fixed		
Cooling System	SC513L-420/410: 3 x 4cm counter-rotating fans; SC513L-260: 1 x 10cm heavy-duty blower; SC513F-260: 2 x 4cm counter-rotating fans		
Front Panel LEDs	Power LED, hard drive activity LED, 2 network activity LEDs & System Overheat LED		
Front Panel Buttons	Power on/Off button & System reset button		
Dimension	W x H x D: 16.8" (426mm) x 1.7" (43mm) x 14" (356mm) Packing: 19.5" x 6.9" x 22.4"		
Rail (optional)	Extendable lengths 25" to 33.5"		
Temperature	Operating 10° ~ 35° C (50° to 95° F) non-operating -40° ~ +70° C (-40° to 158° F)		
Humidity	Operating 8 ~ 90% non-condensing non-operating 5 ~ 95% non-condensing		

- Optimized ● Compatible ● Optimized low-power configuration ● Compatible low-power configuration

Model	MB (Max. 12" x 10")				PCI I/O	Drive	Cooling System	Power	+5V _{SB}	+12V	Gross Weight
	X8	X7	PD+	PD							
SC513L-420	●	●			1 FH	2 x 2.5 fixed	3 x 10000rpm fans	420W	2	32	15 lbs
SC513L-410	●	●			1 FH	2 x 2.5 fixed	3 x 10000rpm fans	410W DC (24-pin)	2	32	15 lbs
SC513L-260			●		1 FH	1 x 3.5" fixed or 2 x 2.5" option	1 x 5000rpm blower	260W	2	18	14.5 lbs
SC513F-260			●	●	1 FH	1 x 3.5" fixed or 2 x 2.5" option	2 x 14000rpm fans	260W	2	18	14.5 lbs

Optional Kit	Model Part #	Description
Rail Kit	CSE-PT8	Rail Kit for 1U SC512, SC513, SC811 Chassis
Hard Drive Kit	CSE-PT73	2.5" Hard Drive Mounting Kit (SC513L-260 & SC513F-260)



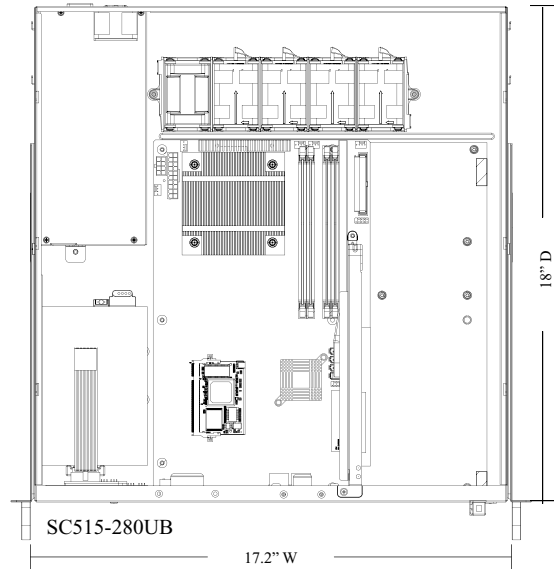
SC515-280UB



Front View



Rear View



Features

■ Black

- ✓ 18" short depth chassis with 2x full-height PCI slots
- ✓ Front Side UIO
- ✓ 280W high-efficiency power supply
- ✓ 3 counter-rotating fans with optimal fan speed control & air shroud

Specifications

Form Factor	1U chassis support for max. motherboard size - 12" x 13" UIO MB	
CPU support	Pentium® D, Core® 2 Duo, and AMD Opteron™	
Expansion	2x full-height expansion slots	
Drive Bays	1x 3.5" fixed HDD or 2 x 2.5" fixed HDDs (optional)	
Power Supply	280W high-efficiency power supply	
Cooling System	3x 40x56mm counter-rotating fans	
Front Panel LEDs	Power LED, hard drive activity LED, 2 network activity LEDs & fan fail / overheat LED	
Front Panel Buttons	Power on/off button, system reset button	
Dimensions	W x H x D: 17.2" (437mm) x 1.7" (43mm) x 18" (457mm) Packing: 24" x 8" x 26.7"	
Rail	Extendable lengths 26" to 33.5"	
Temperature	Operating: 10° ~ 35° C (50° to 95° F)	Non-operating: -40° ~ 70° C (-40° to 158° F)
Humidity	Operating: 8 ~ 90% non-condensing	Non-operating: 5 ~ 95% non-condensing

● Optimized ◐ Compatible ● Optimized low-power configuration ◐ Compatible low-power configuration

Model	12" x 13" UIO MB			Drive Bays	Cooling System	Power Supply	+5VSB	+12V	Gross Weight
	X8	X7	PD						
SC515-280UB	◐	◐	◐	1 Fixed 3.5" HDD	3 x 12000 rpm fans	280W high-efficiency	2	23/27*	30 lbs

FF: Full-height & full-length expansion slot LP: Low-profile expansion slot

* For input is 180VAC or above.

Optional Kit	Model Part #	Description
HDD Tray	MCP-220-00044-ON	Dual 2.5" fixed HDD tray

2.5" HDD



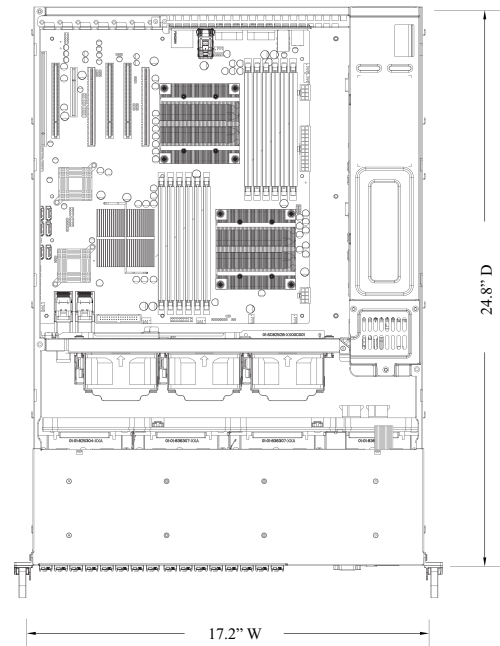
SC213A-R900UB



UIO Rear View



LP Rear View



Features

- ✓ 16 hot-swap HDDs with DVD-ROM, 5.25" bay and floppy (optional)
- ✓ Redundant 900W Power Supply, 7 low-profile or UIO solution support (4 x FH, 3 x LP)

Specifications

Form Factor	2U rackmount chassis, support for max. MB size-13.68" x 13"
CPU support	Intel® Dual Xeon®, Conroe-L, Pentium® D, and AMD Opteron™
Expansion	SC213-R900UB: 4 x FH, 3 x LP expansion slot SC213-R900LPB: 7 x LP expansion slot
Drive Bays	1x 5.25" Drive Bay, 1x slim DVD-ROM, 1x slim floppy drive (Optional) 16x hot swap 2.5" SAS/SATA HDD drive bays w/SES-II support*
Power Supply	Redundant 900W high-efficiency power supply w/ I ² C
Cooling System	3x 8cm high-performance fans
Front Panel LEDs	Power LED, HDD activity LED, 2 network activity LEDs, system overheat LED and power failed LED
Front Panel Buttons	Power On/Off button, system reset button
Dimensions	W x H x D: 17.2"(437mm) x 3.5"(89mm) x 24.8"(630mm) Packing: 25.8" x 10.1" x 37.8"
Rail	Extendable lengths 27" to 34.5"
Temperature	Operating 10-35° C (50-95° F) non operating -40 -+ 70° C (-40- +158° F)
Humidity	Operating 8-90% non-condensing non-operating 5-95% non-condensing

- Optimized
- Compatible
- Optimized low-power configuration

Model	MB (Max. 13.68" x 13")				PCI I/O	Drive	Power	+5V _{SB}	+12V
	X8	X7	PD	H8					
SC213A-R900UB	●	●	●	●	4 x FH, 3 x LP	16 x 2.5" hot-swap SAS/SATA drive bays w/SES-II	Redundant 900W	4	75
SC213A-R900LPB	●	●	●	●	7 x LP	16 x 2.5" hot-swap SAS/SATA drive bays w/SES-II	Redundant 900W	4	75
SC213E1-R900UB	●	●	●	●	4 x FH, 3 x LP	16 x 2.5" hot-swap SAS/SATA drive bays w/SES-II (1 expander for single-port support)	Redundant 900W	4	75
SC213E1-R900LPB	●	●	●	●	7 x LP	16 x 2.5" hot-swap SAS/SATA drive bays w/SES-II (1 expander for single-port support)	Redundant 900W	4	75

FH: Full Height, FF: Full-Height, Full-Length, LP: Low-Profile

* Full SES-II support is only available on SAS motherboard

2.5" HDD



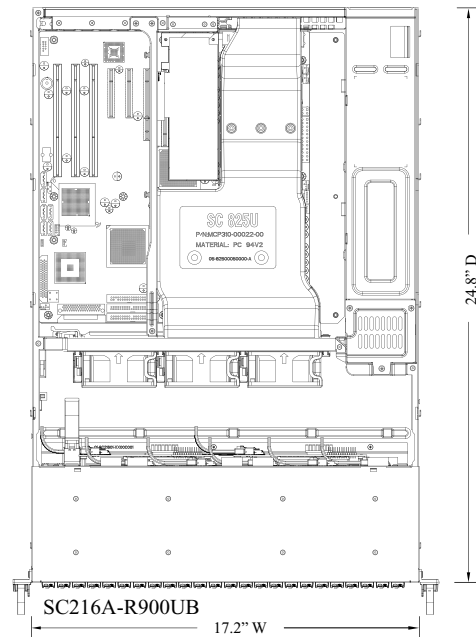
SC216E1-R900UB



UIO Rear View



LP Rear View



Features

- ✓ 24 hot swap HDDs in 2U
- ✓ Redundant 900W Power Supply, 7 low-profile or UIO solution support (4x FH, 3x LP)

■ Black

Specifications

Form Factor	2U rackmount chassis, support for max. MB size: 13.68" x 13"
CPU support	Intel® Dual Xeon®, Conroe-L, Pentium D, and AMD Opteron™
Expansion	SC216-R900UB: 4x FH, 3x LP expansion slot SC216-R900LPB: 7x LP expansion slot
Drive Bays	1x 5.25" Drive Bay, 1x slim DVD-ROM, 1x slim floppy drive (Optional) 24x hot swap 2.5" SAS/SATA HDD drive bays w/ SES-II support*
Power Supply	Redundant 900W high-efficiency power supply
Cooling System	3x 8cm high-performance fans
Front Panel LEDs	Power LED, HDD activity LED, 2 network activity LEDs, system overheat LED and power failed LED
Front Panel Buttons	Power On/Off button, system reset button
Rail	Extendable lengths 27" to 34.5"
Dimensions	WxHxD: 17.2"(437mm) x 3.5"(89mm) x 24.8"(630mm) Packing: 25.8" x 10.1" x 37.8"
Temperature	Operating 10-35° C (50-95° F) non operating -40 -+ 70° C (-40- +158° F)
Humidity	Operating 8-90% non-condensing non-operating 5-95% non-condensing

● Optimized ◐ Compatible ● Optimized low-power configuration

Model	MB (Max. 13.68" x 13")				PCI I/O	Drive	Power	+5V _{SB}	+12V	Gross Weight
	X8	X7	PD	H8						
SC216A-R900UB	●	●	●	●	4x FH, 3x LP	24 x 2.5" hot-swap SAS/SATA drive bays w/SES-II, 6 iPass connectors	Redundant 900W	4	75	54 lbs
SC216A-R900LPB	●	●	●	●	7x LP	24 x 2.5" hot-swap SAS/SATA drive bays w/SES-II, 6 iPass connectors	Redundant 900W	4	75	53 lbs
SC216E1-R900UB/R900LPB	●	●	●	●	4x FH, 3x LP/ 7x LP	24 x 2.5" hot-swap SAS/SATA drive bays w/SES-II (1 expander for single-port support)	Redundant 900W	4	75	57 lbs
SC216E2-R900UB/R900LPB	●	●	●	●	4x FH, 3x LP/ 7x LP	24 x 2.5" hot-swap SAS/SATA drive bays w/SES-II (2 expanders for dual-port support)	Redundant 900W	4	75	57 lbs

FH: Full Height, FF: Full-Height, Full-Length, LP: Low-Profile

* Full SES-II support is only available on SAS motherboard

2U Twin²_{TM} - Versatile Modular Design support Twin Motherboards



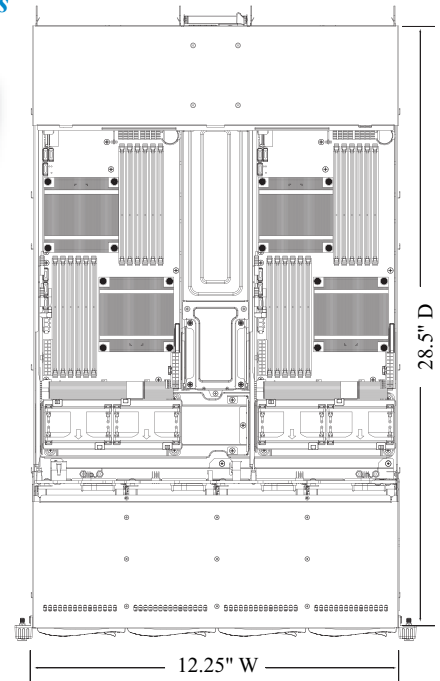
SC827T/B



Rear View



Front View



■ Black

Features

- ✓ 4x swappable motherboard modules in 2U chassis
- ✓ 4x front control panel with UID (Independent control & fail-monitor for each node)
- ✓ 12x 3.5" hot-swap SAS/SATA drive trays (3 for each node)
- ✓ 720W/1200W (80 Plus Gold-Level) redundant high-efficiency power supply
- ✓ Quick release rail and bulk pack design

Specifications

Form Factor	2U rackmount chassis (28.5" depth) supports for 4x motherboard (max. size - 6.5" x 16.64")	
CPU support	Intel® and AMD based DP and UP processor support up to 95W	
Expansion	4x low-profile AOC expansion slots (1x slot per node)	
Drive Bays	12x 3.5" SAS / SATA hot-swap HDDs (3x HDDs per node)	
Power Supply	720W/1200W High efficiency (93%) Redundant PS w/ PMBus support; 80 PLUS Gold Level Certified	
Cooling System	4x 80mm heavy duty fans with PWM fan speed control	
Front Panel LEDs	4x Power status LED; UID LED; Network activity LEDs; System Overheat / Fan Fail / Power Fail LED	
Front Panel Buttons	4x Power On/Off button; UID button	
Dimensions	W x H x D: 17.25" (438mm) x 3.47" (88mm) x 28.5" (724mm) Packing: 26.38" (670mm) x 11.22" (285mm) x 39.76" (1010mm)	
Rail	Quick release rail; Extendable lengths 26.5" to 36.4"	
Temperature	Operating 10° ~ 35° C (50° to 95° F) non-operating -40° ~ +70° C (-40° to 158° F)	
Humidity	Operating 8 - 90% non-condensing non-operating 5 - 95% non-condensing	

	Model	Twin MB Support	MB hot-swap	Power Supply	+5V _{SB}	+12V	Gross Weight
NEW!	SC827T-R720B	Supermicro Twin MB with Max. size 6.5" x 16.64"	No	720W redundant high-efficiency Gold-Level power supply w/PMBus	3A	59A	68 lbs
NEW!	SC827B-R720B	Supermicro Twin MB with Max. size 6.5" x 16.64"	Yes	720W redundant high-efficiency Gold-Level power supply w/PMBus	3A	59A	68 lbs
NEW!	SC827T-R1200B	Supermicro Twin MB with Max. size 6.5" x 16.64"	No	1200W redundant high-efficiency Gold-Level power supply w/PMBus	4A	100A	68 lbs
NEW!	SC827B-R1200B	Supermicro Twin MB with Max. size 6.5" x 16.64"	Yes	1200W redundant high-efficiency Gold-Level power supply w/PMBus	4A	100A	68 lbs

Optional Kits: Please check product website for current available option kits list

SC826TQ/E1/E2-U

2U 4 Full-Height & 3 Low-Profile



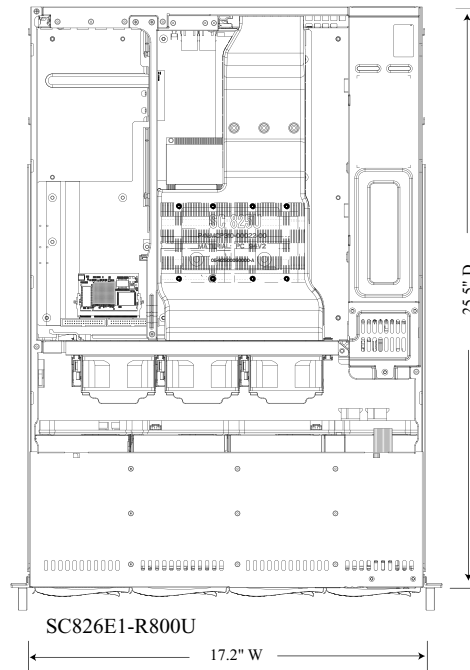
SC826TQ/E1/E2-R1200



SC826TQ-R800U



Rear view



SC826E1-R800U

■ Black

Features

- ✓ 4 full-height & 3 low-profile PCI/PCI-X/PCI-E expansion slots
- ✓ 1200W Gold-Level and 800W redundant high-efficiency power (90% and up*)
- ✓ Butterfly riser card
- ✓ 3 high-performance fans with airflow/thermal-control design

Specifications

Form Factor	2U chassis support for max. motherboard size - 13.68" x 13"		
CPU support	Dual Xeon®, Pentium® D, and AMD Opteron™		
Expansion	4 full-height & 3 low-profile expansion slots		
Drive Bays	12 x 3.5" hot-swap SAS/SATA drive bays with SES-II support**		
Power Supply	1200W Gold-Level/800W redundant high-efficiency power supply w/ P/C & fan speed control		
Cooling System	3 x 8cm hot-swap cooling fans		
Front Panel LEDs	Power LED, hard drive activity LED, 2 network activity LEDs, system overheat LED & power fail LED		
Front Panel Buttons	Power on/off button & system reset button		
Dimensions	W x H x D: 17.2" (437mm) x 3.5" (89mm) x 25.5" (648mm) Packing: 26.7" x 11.4" x 34.5" Palletized Packing: 37.3" x 27" x 14.8" (for R1200 models)		
Rail	Extendable lengths of 27" x 34.5"		
Temperature	Operating: 10° ~ 35°C (50° to 95°F)	Non-operating: -40° ~ 70°C (-40° to 158°F)	
Humidity	Operating: 8 ~ 90% non-condensing	Non-operating: 5 - 95% non-condensing	

● Optimized

Model	UIO MB			PCI I/O	Drive	Cooling System	Power	+5VSB	+12V	Gross Weight
	X8	X7	PD							
SC826TQ-R1200U	●	●	●	4 FH & 3 LP	12 x 3.5" hot-swap SAS/SATA drive w/ SES-II	3 x 6300rpm fans	1200W Gold-Level redundant high-efficiency w/FC	4	66	55 lbs
SC826TQ-R800U	●	●	●	4 FH & 3 LP	12 x 3.5" hot-swap SAS/SATA drive w/ SES-II	3 x 6300rpm fans	800W redundant high-efficiency w/FC	4	66	52 lbs
SC826E1-R1200U	●	●	●	4 FH & 3 LP	12 x 3.5" hot-swap SAS/SATA drive w/ SES-II (1 expander for single-port support)	3 x 6300rpm fans	1200W Gold-Level redundant high-efficiency w/FC	4	66	52 lbs
SC826E1-R800U	●	●	●	4 FH & 3 LP	12 x 3.5" hot-swap SAS/SATA drive w/ SES-II (1 expander for single-port support)	3 x 6300rpm fans	800W redundant high-efficiency w/FC	4	66	52 lbs
SC826E2-R1200U	●	●	●	4 FH & 3 LP	12 x 3.5" hot-swap SAS/SATA drive w/ SES-II (2 expanders for dual-port support)	3 x 6300rpm fans	1200W Gold-Level redundant high-efficiency w/FC	4	66	52 lbs
SC826E2-R800U	●	●	●	4 FH & 3 LP	12 x 3.5" hot-swap SAS/SATA drive w/ SES-II (2 expanders for dual-port support)	3 x 6300rpm fans	800W redundant high-efficiency w/FC	4	66	52 lbs

FH: Full-height & full-length expansion slot LP: Low-profile expansion slot

* Our new generation power supply efficiency measured under a typical loading operations.

** Full SES-II support is only available on SAS motherboard

SC826TQ/A/E1/E2

2U 7 Low-Profile Expansion Slots



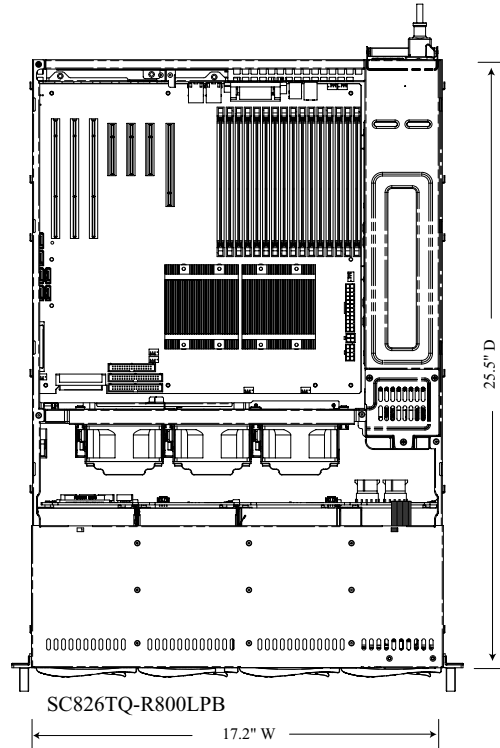
SC826A/E1/E2-R1200



SC826TQ-R800LPB



Rear view



SC826TQ-R800LPB

25.5" D

17.2" W

■ Black

Features

- ✓ 7 low-profile PCI/PCI-X/PCI-E expansion slots
- ✓ 1200W Gold-Level 800W redundant high-efficiency power (90% and up*)
- ✓ 3 high-performance fans with airflow/thermal-control design

Specifications

Form Factor	2U chassis support for max. motherboard size - 13.68" x 13", E-ATX		
CPU support	Dual Xeon®, Pentium® D, and AMD Opteron™		
Expansion	7 low-profile expansion slots		
Drive Bays	12 x 3.5" hot-swap SAS/SATA drive bays w/ SES-II support**		
Power Supply	1200W Gold-Level / 800W redundant high-efficiency power supply w/ PFC & fan speed control		
Cooling System	3 x 8cm hot-swap cooling fans		
Front Panel LEDs	Power LED, hard drive activity LED, 2 network activity LEDs, system overheat LED & power fail LED		
Front Panel Buttons	Power on/off button & system reset button		
Dimensions	W x H x D: 17.2" (437mm) x 3.5" (89mm) x 25.5" (648mm) Packing: 26.7" x 11.4" x 34.5" Palletized Packing: 37.3" x 27" x 14.8" (for R1200 models)		
Rail	Extendable lengths of 27" to 34.5"		
Temperature	Operating: 10° ~ 35° C (50° to 95° F)	Non-operating: -40° ~ 70° C (-40° to 158° F)	
Humidity	Operating: 8 ~ 90% non-condensing	Non-operating: 5 ~ 95% non-condensing	

● Optimized

	Model	UIO MB			PCI I/O	Drive	Cooling System	Power	+5V _{SB}	+12V	Gross Weight
		X8	X7	PD							
NEW!	SC826A-R1200B	●	●	●	7 LP	12 x 3.5" hot-swap SAS/SATA drive bays with SES-II, 3 iPass connectors	3 x 6300rpm fans	1200W Gold-Level redundant high-efficiency w/PFC	4	66	55 lbs
NEW!	SC826E1-R1200B	●	●	●	7 LP	12 x 3.5" hot-swap SAS/SATA drive bays with SES-II (1 expander for single-port support)	3 x 6300rpm fans	1200W Gold-Level redundant high-efficiency w/PFC	4	66	55 lbs
NEW!	SC826E2-R1200B	●	●	●	7 LP	12 x 3.5" hot-swap SAS/SATA drive bays with SES-II	3 x 6300rpm fans	1200W Gold-Level redundant high-efficiency w/PFC	4	66	55 lbs
	SC826TQ-R800LPB	●	●	●	7 LP	12 x 3.5" hot-swap SAS/SATA drive bays with SES-II	3 x 6300rpm fans	800W redundant high-efficiency w/PFC	4	66	52 lbs
	SC826E1-R800LPB	●	●	●	7 LP	12 x 3.5" hot-swap SAS/SATA drive bays with SES-II (1 expander for single-port support)	3 x 6300rpm fans	800W redundant high-efficiency w/PFC	4	66	52 lbs
	SC826E2-R800LPB	●	●	●	7 LP	12 x 3.5" hot-swap SAS/SATA drive bays with SES-II (2 expanders for dual-port support)	3 x 6300rpm fans	800W redundant high-efficiency w/PFC	4	66	52 lbs

FF: Full-height & full-length expansion slot LP: Low-profile expansion slot

* Our new generation power supply efficiency measured under a typical loading operations.

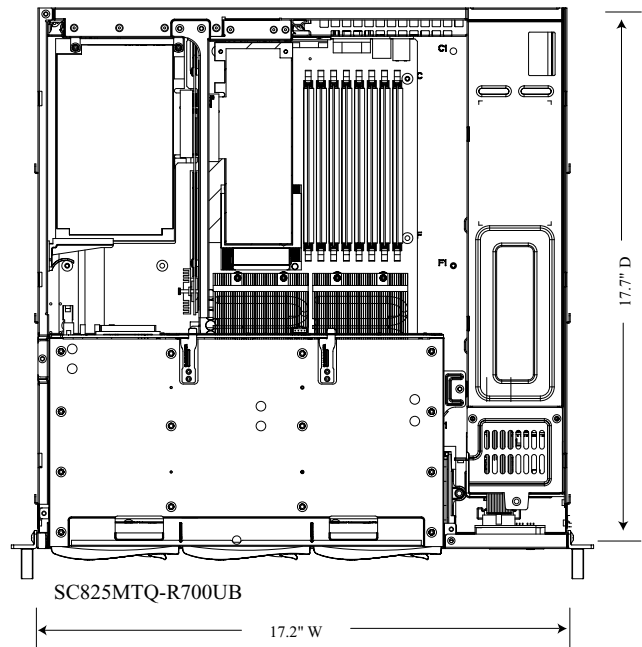
** Full SES-II support is only available on SAS motherboard



SC825MTQ-R700UB



SC825MTQ-R700UB rear view



■ Black

Features

- ✓ 700W redundant power supply with high efficiency power (90% and up*)
- ✓ Redundant power supply with advanced airflow/thermal-control design

Specifications

Form Factor	2U chassis support for max. motherboard size - 13.68" x 13", E-ATX		
CPU support	Dual Xeon®, Pentium® D, and AMD Opteron™		
Expansion	7 low-profile expansion slots (SC825MTQ-R700LPB); 4 full-height & 3 low-profile (SC825MTQ-R700UB)		
Peripheral Drives	1 slim DVD-ROM drive, 1 COM & 2 USB ports module		
Drive Bays	3 x 3.5" hot-swap SAS/SATA drive bays w/SES2		
Power Supply	700W (1+1) redundant high-efficiency power supply w/I ² C & fan speed control		
Cooling System	4 x 40cm high performance counter-rotating fans; 1U height passive heatsink (optional)		
Front Panel LEDs	Power LED, hard drive activity LED, 2 network activity LEDs, system overheat LED & power fail LED		
Front Panel Buttons	Power On/Off button & System Reset button		
Dimensions	W x H x D: 17.2" (437mm) x 3.5" (89mm) x 17.7" (450mm) Packing: 23.8" x 10" x 29.5"		
Rail	Extendable lengths of 19" to 33"		
Temperature	Operating 10° ~ 35° C (50° to 95° F) non-operating -40° ~ +70° C (-40° to 158° F)		
Humidity	Operating 8 ~ 90% non-condensing non-operating 5 ~ 95% non-condensing		

- Optimized ○ Compatible ● Optimized low-power configuration ○ Compatible low-power configuration

Model	MB (Max. 13.68" x 13")			PCI I/O	Drive	Power	+5VSB	+12V	Gross Weight
	X8	X7	PD						
SC825MTQ-R700LPB	●	●	○	7 LP	3 SAS/SATA w/SES2	700W redundant high-efficiency	4	57	35 lbs
SC825MTQ-R700UB	●	●	○	4 FH & 3LP	3 SAS/SATA w/SES2	700W redundant high-efficiency	4	57	35 lbs
SC825MS-R700LPB	●	●	○	7 LP	3 SAS/SATA w/SES2	700W redundant high-efficiency	4	57	35 lbs

Optional Kit	Model Part #	Description
Short Rail	MCP-220-83601-0B	Quick release short rail, from 19"~26.6"
	MCP-290-00058-0N	Ball bearing quick release short rail


* Our new generation power supply efficiency measured under a typical loading operations.

SC825TQ/S1/S2

2U 7 Low-Profile Expansion Slots



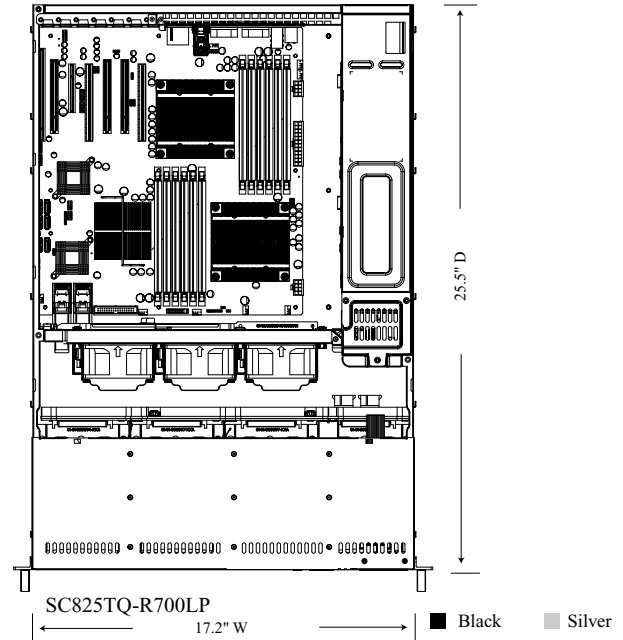
SC826TQ-R720LP



SC825TQ-R700LP



Rear view



Features

- ✓ 700W redundant/720W Gold-Level/560W power supply with high efficiency power (85% and up*)
- ✓ 7 low-profile expansion slots, Redundant power supply with advanced airflow/thermal-control design

Specifications

Form Factor	2U chassis support for max. motherboard size - 13.68" x 13" E-ATX
CPU support	Dual Xeon®, Pentium® D, and AMD Opteron™
Expansion	7 low-profile expansion slots
Peripheral Drives	1 slim DVD-ROM drive, 2 USB 2.0 ports & 2 x 3.5" bays for optional floppy drive or up to 2 fixed hard disk drives
Drive Bays	SC825S1-R700LP: 8 x 3.5" hot-swap Ultra 320 SCSI drive bays (Single Channel) SC825S2-R700LP/560LP: 8 x 3.5" hot-swap Ultra 320 SCSI drive bays (Dual Channel) SC825TQ-R720LP/R700LP/560LP: 8 x 3.5" hot-swap SAS/SATA drive bays w/SES2**
Power Supply	SC825S1-R700LP/SC825S2-R700LP: 700W (1+1) redundant high-efficiency power supply w/FC & fan speed control /SC825TQ-R720LP/R700LP: 720W Gold-Level/700W (1+1) redundant high-efficiency power supply w/FC & fan speed control SC825S2/SC825TQ-560LP: 560W high-efficiency power supply
Cooling System	3 x 8cm 6300rpm hot-swap cooling fans
Front Panel LEDs	Power LED, hard drive activity LED, 2 network activity LEDs, system overheat LED & power fail LED
Front Panel Buttons	Power On/Off button & System Reset button
Dimensions	W x H x D: 17.2"(437mm) x 3.5"(89mm) x 25.5" (648mm) Packing: 26.7" x 11.4" x 34.5"
Rail	Extendable lengths 27" ~ 34.5"
Temperature	Operating 10° ~ 35° C (50° to 95° F) non-operating -40° ~ +70° C (-40° to 158° F)
Humidity	Operating 8 ~ 90% non-condensing non-operating 5 ~ 95% non-condensing

● Optimized ◐ Compatible ● Optimized low-power configuration ◐ Compatible low-power configuration

Model	MB (Max. 13.68" x 13")				PCI I/O	Drive	Power	+5V _{SB}	+12V	Gross Weight
	X8	X7	X6	PD						
SC825TQ-R720LP	●	●	●	◐	7 LP	8 Ultra 320 SCSI (Dual Channel)	720W Gold-Level redundant high-efficiency	4	57	52 lbs
SC825S2-R700LP	●	●	●	◐	7 LP	8 Ultra 320 SCSI (Dual Channel)	700W redundant high-efficiency	4	57	52 lbs
SC825TQ-R700LP	●	●	●	◐	7 LP	8 SAS/SATA w/SES2	700W redundant high-efficiency	4	57	52 lbs
SC825S2-560LP	●	●	●	◐	7 LP	8 Ultra 320 SCSI (Dual Channel)	560W high-efficiency	3	43	50 lbs
SC825TQ-560LP	●	●	●	◐	7 LP	8 SAS/SATA w/SES2	560W high-efficiency	3	43	50 lbs
SC825S1-R700LP	●	●	●	◐	7 LP	8 Ultra 320 SCSI (Single Channel)	700W redundant high-efficiency	4	57	52 lbs

* Our new generation power supply efficiency measured under a typical loading operations

** Full SES-II support is only available on SAS motherboard

SC825TQ-U

2U 4 Full-Height & 3 Low-Profile



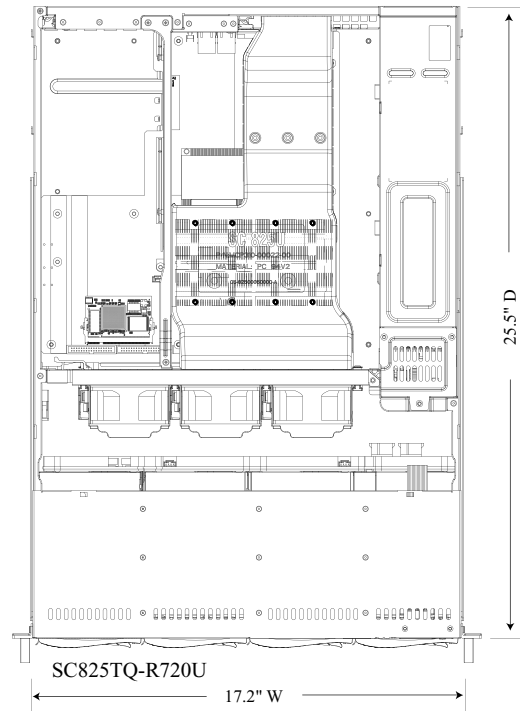
SC825TQ-R720U



SC825TQ-R720U



Rear view



■ Black

Features

- ✓ 4 full-height PCI/PCI-X/PCI-E & 3 low-profile PCI/PCI-X/PCI-E expansion slots
- ✓ 700W Gold-Level/700W redundant high-efficiency power (90% and up)
- ✓ Optimize design for UIO solution
- ✓ 3 high-performance fans with airflow / thermal-control design

Specifications

Form Factor	2U chassis support for max 13.68" x 13"		
CPU support	Dual Xeon®, Pentium® D, and AMD Opteron™		
Expansion	4 full-height & 3 low-profile expansion slots		
Peripheral Drives	1 slim DVD-ROM drive, 1 COM, 2 USB 2.0 ports & 2 x 3.5" bays for optional floppy drive or fixed hard disk drives		
Drive Bays	8 x 3.5" hot-swap SAS/SATA drive bays w/ SES-II support*		
Power Supply	SC825TQ-R720WUR700U: 720W Gold-Level / 700W redundant high-efficiency power supply w/FC & fan speed control SC825TQ-560U: 560 single high-efficiency power supply w/FC & fan speed control		
Cooling System	3 x 8cm hot-swap cooling fans		
Front Panel LEDs	Power LED, hard drive activity LED, 2 network activity LEDs, system overheat LED & power fail LED		
Front Panel Buttons	Power on/off button & system reset button		
Dimensions	W x H x D: 17.2" (437mm) x 3.5" (89mm) x 25.5" (648mm) Packing: 26.7"x 11.4" x 34.5"		
Rail	Extendable lengths of 27" to 34.5"		
Temperature	Operating: 10° ~ 35° C (50° to 95° F)	Non-operating: -40° ~ 70°C (-40° to 158° F)	
Humidity	Operating: 8 ~ 90% non-condensing	Non-operating: 5 ~ 95% non-condensing	

● **Optimized**

Model	UIO MB			PCI I/O	Drive	Cooling System	Power	+5VSB	+12V	Gross Weight
	X8	X7	PD							
SC825TQ-R720U	●	●	●	4 FH & 3 LP	8x hot-swap 3.5" SAS/SATA HDD w/ SES-II	3 x 6300rpm fans	720W Gold-Level redundant high-efficiency w/FC	4	57	52 lbs
SC825TQ-R700U	●	●	●	4 FH & 3 LP	8x hot-swap 3.5" SAS/SATA HDD w/ SES-II	3 x 6300rpm fans	700W redundant high-efficiency w/FC	4	57	52 lbs
SC825TQ-560U	●	●	●	4 FH & 3 LP	8x hot-swap 3.5" SAS/SATA HDD w/ SES-II	3 x 6300rpm fans	560W high-efficiency power	3	43.6	50 lbs

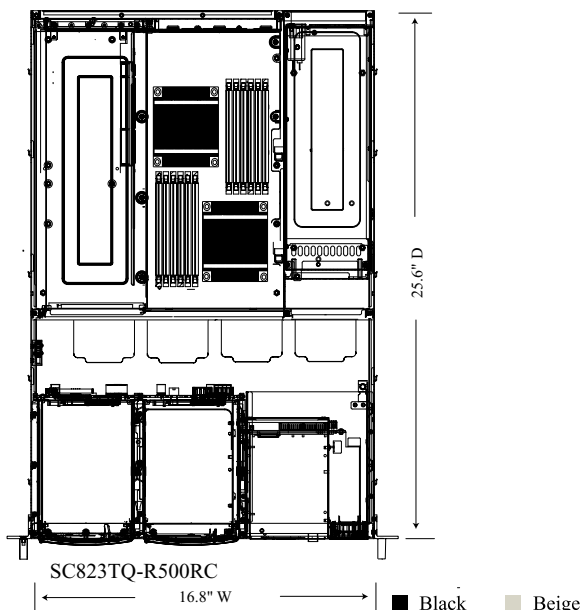
Optional Kit	Model Part #	Description
Peripheral Drives	FPD-PNSC-02 (01)	Panasonic 3.5" 1.44MB Floppy Drive (01 = Black)

FH: Full-height & full-length expansion slot LP: Low-profile expansion slot

* Full SES-II support is only available on SAS motherboard



SC823TQ-R500RC



Features

Offers superb benchmark performance and reliability for any rackmount servers, redundant power supply, advanced airflow/thermal-control design
3x full-height/length expansion slots

Specifications

Form Factor	2U chassis support for max. motherboard size - 12" x 13" E-ATX
CPU support	Dual Xeon® and AMD Opteron™
Expansion	3 full-height full-length expansion slots (with riser card)
Peripheral Drives	1x slim CD-ROM drive & 1x option FDD
Drive Bays	SC823S-R500RC: 6 x 3.5" hot-swap SCA drive bays & 1 x 5.25" drive bay SC823T-R500RC/SC823TQ*-R500RC: 6 x 3.5" hot-swap SAS/SATA drive bays w/SES2 & 1 x 5.25" drive bay SC823i-R500RC: 6 fixed drive bays & 1 x 5.25" drive bay
Cooling System	4 hot-plug redundant cooling fans
Front Panel LEDs	Power LED, hard drive activity LED, 2 network activity LEDs, system overheat LED & power fail LED
Front Panel Buttons	Power On/Off button & System Reset button
Dimensions	Chassis: W x H x D: 16.8" (427mm) x 3.5" (89mm) x 25.6" (650mm) Packing: 23.8" x 9.8" x 32.9"
Rail	Extendable lengths 28.25" to 33"
Temperature	Operating 10° ~ 35° C (50° to 95° F) non-operating -40° ~ +70° C (-40° to 158° F)
Humidity	Operating 8 ~ 90% non-condensing non-operating 5 ~ 95% non-condensing

● Optimized ○ Compatible ● Optimized low-power configuration ○ Compatible low-power configuration

Model	MB (Max. 12" x 13")		Drive	CD/FDD	Cooling System	Power Supply	+5VSB	+12V	Gross Weight
	X8	X7							
SC823S-R500RC	●	●	6 SCA	Slim/1	4 x 6300rpm fans	500W Redundant w/I ² C	2	39	53 lbs
SC823T/TQ*-R500RC	●	●	6 SAS/SATA w/SES2	Slim/1	4 x 6300rpm fans	500W Redundant w/I ² C	2	39	53 lbs
SC823i-R500RC	●	●	6 fixed	Slim/1	4 x 6300rpm fans	500W Redundant w/I ² C	2	39	53 lbs

* Only SC823TQ-R500RC chassis with SES2 support

Optional Kit	Model Part #	Description
Front USB Kit	CSE-PT29(B)	2-port Front USB Kit (B = Black)
Rear Panel (low-profile)	CSE-PT21	7-slot Low-profile Rear Panel
Rear Panel (riser card)	CSE-PT22	2U Riser Rear Panel & Riser Carrier; CSE-PT22L (for SC823TQ); CSE-RR2U-X33 (for SC823S)
Riser Card(s)	CSE-RR2UE-AX	3-slot PCI-E to PCI-X Active Riser Card
	CSE-RR2U-PS	3-slot PCI-X (SXB) to PCI-X Active Riser Card
	CSE-RR2U-X	2-slot PCI-X to PCI-X Passive Riser Card
Peripheral Drive	CDM-TEAC-24(B)	Slim 24x TEAC CD-ROM Drive (B = Black)
	DVM-PNSC-824 (B)	Slim 8x DVD/24x CD-ROM Combo Drive (B=Black)
	FPD-SONY-F(B)	3.5" floppy drive (B=Black)

SC823MTQ

17.7" 2U Front I/O Access



SC823MTQ-R700LPB



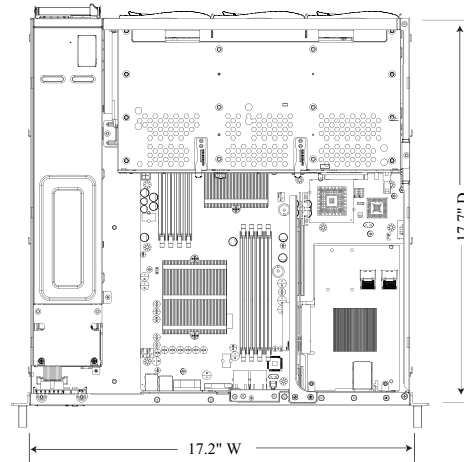
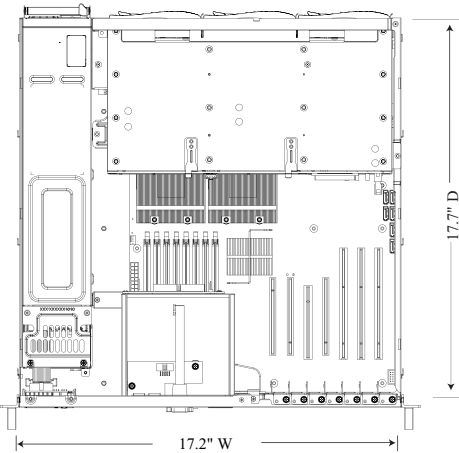
SC823MTQ-R700UB



SC823MTQ-R700LPB rear view



SC823MTQ-R700UB rear view



■ Black

Features

- ✓ 700W redundant power supply with high efficiency power (90% and up)
- ✓ Redundant power supply with advanced airflow/thermal-control design

Specifications

Form Factor	2U chassis support for max. motherboard size - 13.68" x 13" E-ATX		
CPU support	Dual Xeon®, Pentium® D, and AMD Opteron™		
Expansion	7 low-profile expansion slots (SC823MTQ-R700LPB), 4 full-height & 3 low-profile (SC823MTQ-R700UB)		
Peripheral Drives	1 slim DVD-ROM drive, 1 COM & 2 USB ports module (for SC823MTQ-R700LPB only)		
Drive Bays	SC823MTQ-R700LPB: 3 x 3.5" hot-swap SAS/SATA drive bays w/SES2 SC823MTQ-R700UB: 3 x 3.5" hot-swap SAS/SATA drive bays w/SES2		
Power Supply	700W (1+1) redundant high-efficiency power supply w/I ² C & fan speed control		
Cooling System	4 x 40cm high performance counter-rotating fans; 1U height passive heatsink (optional)		
Front Panel LEDs	Power LED, hard drive activity LED, 2 network activity LEDs, system overheat LED & power fail LED		
Front Panel Buttons	Power On/Off button & System Reset button		
Dimensions	W x H x D: 17.2"(437mm) x 3.5"(89mm) x 17.7"(450mm) Packing: 23.8" x 10" x 29.5"		
Rail	Extendable lengths of 19" to 33"		
Temperature	Operating 10° ~ 35° C (50° to 95° F) non-operating -40° ~ +70° C (-40° to 158° F)		
Humidity	Operating 8 ~ 90% non-condensing non-operating 5 ~ 95% non-condensing		

- Optimized ○ Compatible

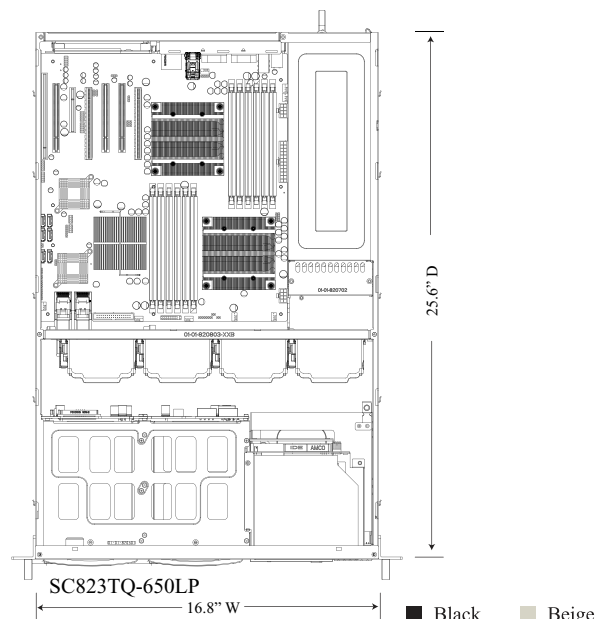
Model	MB (Max. 13.68" x 13")			PCI I/O	Drive	Power	+5V	+12V	Gross Weight
	X8	X7	PD						
SC823MTQ-R700LPB	●	●	○	7 LP	3 SAS/SATA w/SES2	700W redundant high-efficiency	4	57	35 lbs
SC823MTQ-R700UB (OEM)	●	●	○	4 FH & 3LP	3 SAS/SATA w/SES2	700W redundant high-efficiency	4	57	35 lbs

SC823/SC822

2U Cost-Effective 7 LP Expansion Slots



SC823TQ-650LP



Features

Offers superb benchmark performance and reliability for any rackmount servers, redundant power supply, advanced airflow, and thermal-control design, 7 low-profile expansion slots

Specifications

Form Factor	2U chassis support for max. motherboard size - 12" x 13", E-ATX	
CPU support	Dual Xeon®, Pentium® D & Pentium® 4, and AMD Opteron™	
Expansion	7 low-profile expansion slots	
Peripheral Drives	1x slim CD-ROM drive (in redundant power supply model) & 1x option FDD	
Drive Bays	SC823S-550LP/R500LP & SC822S-400LP: 6 x 3.5" hot-swap SCA drive bays & 1 x 5.25" drive bay SC823T-550LP & SC823T/TQ*-R500LP & SC822T-550LP: 6 x 3.5" hot-swap SAS/SATA drive bays w/SES2 & 1 x 5.25" drive bay SC823i-550LP: 6 fixed drive bays & 1 x 5.25" drive bay	
Cooling System	4 x 8cm hot-swap redundant cooling fans	
Front Panel LEDs	Power LED, hard drive activity LED, 2 network activity LEDs, system overheat LED & power fail LED (for redundant Power supply only)	
Front Panel Buttons	Power On/Off button & System Reset button	
Dimensions	Chassis: W x H x D: 16.8" (426mm) x 3.5" (89mm) x 25.6" (650mm) Packing: 23.8"x 9.8" x 32.9"	
Rail	Extendable lengths 28.25" to 33"	
Temperature	Operating 10°~35° C (50° to 95° F) non-operating -40°~+70° C (-40° to 158° F)	
Humidity	Operating 8 ~90% non-condensing non-operating 5 ~95% non-condensing	

● Optimized ● Compatible ● Optimized low-power configuration ● Compatible low-power configuration

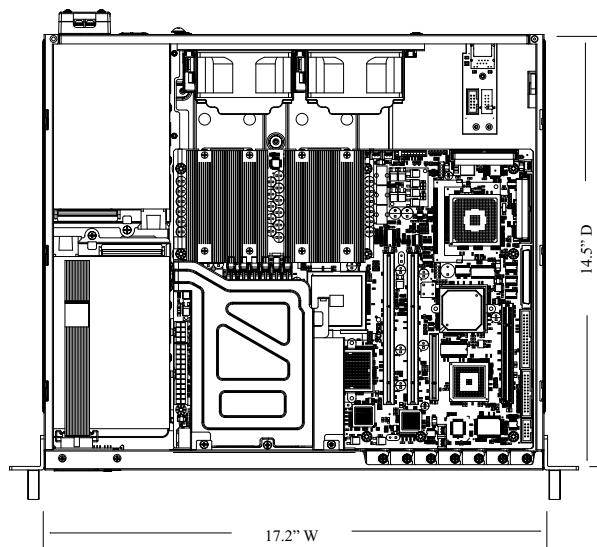
Model	Motherboard (Max. 12" x 13")			Drive	CD/FDD	Cooling System	Power	+5V _{SB}	+12V	Gross Weight
	X8	X7	PD+							
SC823i-650LPB	●	●	●	6 fixed	Slim/Opt.	4 x 6300rpm fans	650W	2	42	50 lbs
SC823i -R400LP	●	●	●	6 fixed	Slim/Opt.	4 x 3400rpm fans	400W	4	32	50 lbs
SC823S-R500LP	●	●	●	6 SCA	Slim/1	4 x 6300rpm fans	Redundant 500W w/I2C	2	39	54 lbs
SC823T/TQ*-R500LP	●	●	●	6 SAS/SATA w/SES2	Slim/1	4 x 6300rpm fans	Redundant 500W w/I2C	2	39	54 lbs
SC823TQ-650LPB	●	●	●	6 SCA	Slim/1	4 x 6300rpm fans	650W	4	54	53 lbs
SC822T-400LPB	●	●	●	6 SCA	Slim/Opt.	4 x 3400rpm fans	400W	2	25	49 lbs
SC822T-550LP	●	●	●	6 SAS/SATA	Slim/Opt.	4 x 3400rpm fans	550W	2	32	50 lbs

* Only SC822TQ-R500LP chassis with SES2 support

Optional Kit	Model Part #	Description
Front USB Kit	CSE-PT29(B)	2-Port Front USB Kit (B = Black)
Peripheral Drive	DVM-PNSC-824(B)	Slim 8x DVD / 24x CD-ROM Combo Drive (B=Black)
	FPD-SONY-F(B)	3.5" floppy drive (B=Black)
Riser Card Bracket	CSE-PT22	Riser card bracket



Rear view



Features

■ Black

- ✓ 520W high-efficiency power supply with high efficiency power (85% and up*), 7 low-profile expansion slots

Specifications

Form Factor	2U chassis support for max. motherboard size - 12" x 10" ATX		
CPU support	Dual Xeon®, Pentium® D, and AMD Opteron™		
Expansion	7 low-profile expansion slots		
Peripheral Drives	1 slim DVD-ROM drive 2 x 3.5" fixed hard drive		
Power Supply	SC523L-520B: 520W high-efficiency power supply SC523L-410B: 410W DC high-efficiency power supply		
Cooling System	2 x 8cm hot-swap exhaust fans & air shroud		
Front Panel LEDs	Power LED, hard drive activity LED, 2 network activity LEDs, system overheat LED & power fail LED		
Front Panel Buttons	Power On/Off button & System Reset button		
Dimensions	W x H x D: 17.2" (437mm) x 3.5" (89mm) x 14.5" (369mm) Packing: 23"x 10" x 20"		
Rail	Extendable lengths 25" to 33.5"		
Temperature	Operating 10°- 35° C (50° to 95° F) non-operating -40°- +70° C (-40° to 158° F)		
Humidity	Operating 8 - 90% non-condensing non-operating 5 - 95% non-condensing		

● Optimized ◐ Compatible ● Optimized low-power configuration

Model	MB (Max. 12" x 10")			PCI I/O	Drive	Power	+5V _{SB}	+12V	Gross Weight
	X8	X7	PD						
SC523L-520B	●	●	◐	7 LP	2 fixed hard drive	520W high-efficiency	4	39	28 lbs
SC523L-410B	●	●	◐	7 LP	2 fixed hard drive	410W DC high-efficiency	4	32	28 lbs

Model	Model Part#	Description
Peripheral Drive	DVM-PNSC-824B	Slim 8x DVD ROM/24x CD-ROM combo drive (B=Black)

* Our new generation power supply efficiency measured under a typical loading operations.

100% cooling redundancy



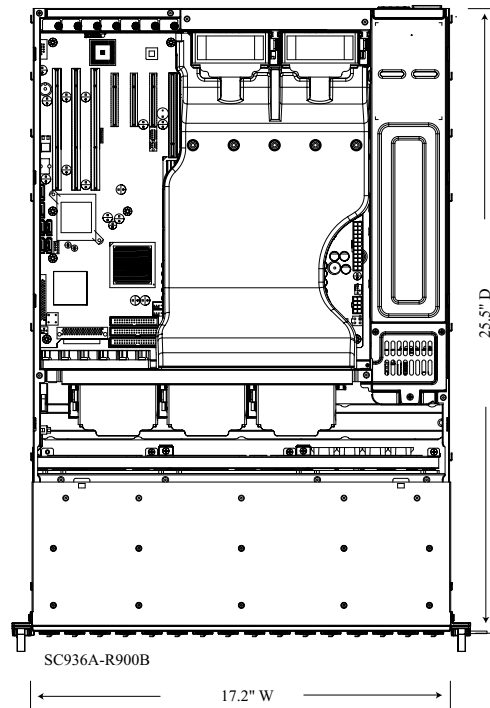
SC936A-R1200B



SC936A-R1200B



Rear view



Features

■ Black

- ✓ 16 hot-swap drives support, 900W redundant power supply with high efficiency power (85% and up*)
- ✓ 100% cooling redundancy, 5 hot-plug redundant cooling fans

Specifications

Form Factor	3U chassis support for max. motherboard size - 13.68" x 13" E-ATX
CPU support	Dual Xeon®, Pentium® D & Pentium® 4, and AMD Opteron™
Expansion	7 full-height & full-length expansion slots
Drive Bays	SC936A-R1200B/R900B: 16 x 3.5" hot-swap drive bays with SES2 SC936E2-R1200BR900B: 16 x 3.5" hot-swap SAS drive bays with SES2 (2 expanders for dual-port support) SC936E1-R1200BR900B: 16 x 3.5" hot-swap SAS drive bays with SES2 (1 expander for single-port support)
Power Supply	1200W Gold-Level/900W (1+1) redundant high-efficiency power supply w/I ² C & fan speed control
Cooling System	3 x 8cm hot-swap cooling fans, 2 x 8cm exhaust fans & air shroud
Front Panel LEDs	Power LED, hard drive activity LED, 2 network activity LEDs, system overheat LED & power fail LED
Front Panel Buttons	Power On/Off button & System Reset button
Dimensions	W x H x D: 17.2"(437mm) x 5.2"(132mm) x 25.5" (648mm) Packing: 26.6" x 13" x 33.9" Palletized Packing: 37.3" x 27" x 16.8" (for R1200 models)
Rail	Extendable lengths 30" to 33"
Temperature	Operating 10° ~ 35° C (50° to 95° F) non-operating -40° ~ +70° C (-40° to 158° F)
Humidity	Operating 8 - 90% non-condensing non-operating 5 - 95% non-condensing


● Optimized ● Compatible ● Optimized low-power configuration ● Compatible low-power configuration

Model	MB (Max. 13.68" x 13")				Drive	Cooling System	Power Supply	+5Vsb	+12V	Gross Weight
	X8	X7	X6	PD						
SC936A-R1200B	●	●	●	●	16 SAS w/SES-II, 4 iPass conn.	5 x 6300rpm fans	1200W Gold-Level redundant high-efficiency	4	75	80 lbs
SC936A-R900B	●	●	●	●	16 SAS w/SES-II, 4 iPass conn.	5 x 6300rpm fans	900W redundant high-efficiency	4	75	75 lbs
SC936E2-R1200B	●	●	●	●	16 SAS w/SES-II (for dual-ports)	5 x 6300rpm fans	1200W Gold-Level redundant high-efficiency	4	75	75 lbs
SC936E2-R900B	●	●	●	●	16 SAS w/SES-II (for dual-ports)	5 x 6300rpm fans	900W redundant high-efficiency	4	75	75 lbs
SC936E1-R1200B	●	●	●	●	16 SAS w/SES-II (for single-port)	5 x 6300rpm fans	1200W Gold-Level redundant high-efficiency	4	75	75 lbs
SC936E1-R900B	●	●	●	●	16 SAS w/SES-II (for single-port)	5 x 6300rpm fans	900W redundant high-efficiency	4	75	75 lbs

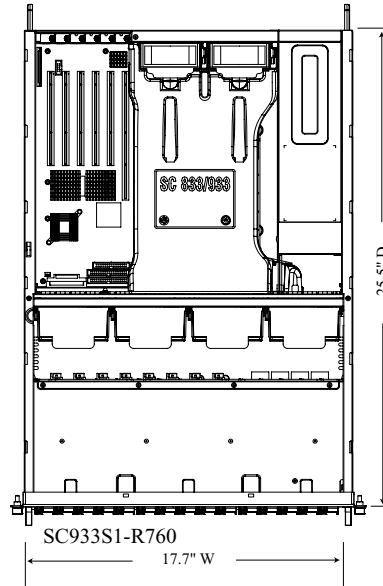
* Our new generation power supply efficiency measured under a typical loading operations.

SC933S1/S2/T/E1/E2 3U Storage Chassis with 100% Cooling Redundancy

100% cooling redundancy



SC933S1-R760



■ Black ■ Beige

Features

100% cooling redundancy, supports up to 15 hot-swap SAS/SATA drives, 760W triple redundant power supply & 6 hot-plug redundant cooling fans

Specifications

Form Factor	3U chassis support for max. motherboard size - 12" x 13" E-ATX
CPU support	Dual Xeon®, Pentium® D & Pentium® 4, and AMD Opteron™
Expansion	6 full-height & full-length expansion slots
Peripheral Drives	SC933S2-R760/SC933S1-R760: front side USB, 1 COM port & 1 x 2.5" SATA hot-swap bay
Drive Bays	SC933S2-R760: 14 x 3.5" dual-channel (7+7) hot-swap SCA drive bays with SAF-TE compliant SC933S1-R760: 14 x 3.5" hot-swap SCA drive bays with SAF-TE compliant SC933T-R760: 15 x 3.5" hot-swap SAS/SATA drive bays SC933E2-R760: 15 x 3.5" hot-swap SAS drive bays with SES2 (2 expanders for dual-port support) SC933E1-R760: 15 x 3.5" hot-swap SAS drive bays with SES2 (1 expander for single-port support)
Cooling System	4 x 9cm hot-swap cooling fans, 2 x 8cm exhaust fans & air-shroud
Front Panel LEDs	Power LED, network activity LED, system overheat LED & power fail LED
Front Panel Buttons	Power On/Off button, system reset button & mute button
Power supply	760W + 380W triple-redundant power supply w/I ² C built-in & fan speed control
Dimensions	W x H x D: 17.7" (450mm) x 5.2" (132mm) x 25.5" (648mm) Packing: 26.6" x 13.6" x 34.6"
Rail	Extendable lengths 28" to 33.67"
Temperature	Operating 10° ~ 35° C (50° to 95° F) non-operating -40° ~ +70° C (-40° to 158° F)
Humidity	Operating 8 ~ 90% non-condensing non-operating 5 ~ 95% non-condensing


● Optimized ○ Compatible ● Optimized low-power configuration ○ Compatible low-power configuration

Model	MB (Max. 12" x 13")				Drive	Cooling System	Power Supply	+5VSB +12V		Gross Weight
	X8	X7	X6	PD				3.5	50	
SC933S2-R760	●	●	●	○	14 dual-channel (7+7) SCA w/SAF-TE	6 x 5000rpm fans	760W + 380W triple-redundant w/I ² C	3.5	50	75 lbs
SC933S1-R760	●	●	●	○	14 SCA w/SAF-TE	6 x 5000rpm fans	760W + 380W triple-redundant w/I ² C	3.5	50	75 lbs
SC933T-R760	●	●	●	○	15 SAS/SATA	6 x 5000rpm fans	760W + 380W triple-redundant w/I ² C	3.5	50	75 lbs
SC933E2-R760	●	●	●	○	15 SAS w/SES2 (for dual-port)	6 x 5000rpm fans	760W + 380W triple-redundant w/I ² C	3.5	50	75 lbs
SC933E1-R760	●	●	●	○	15 SAS w/SES2 (for single-port)	6 x 5000rpm fans	760W + 380W triple-redundant w/I ² C	3.5	50	75 lbs

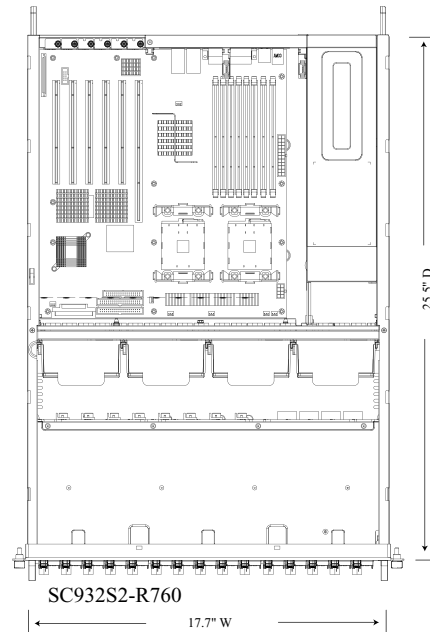
Optional Kit	Model Part #	Description
Control Board	CSE-PTJBOD-CB1	JBOD Storage Power-up Control Board

SC932S1/S2/T

3U Storage Chassis



SC932S2-R760



SC932S2-R760

17.7" W

25.5" D

Features

■ Black ■ Beige

Supports up to 15 hot-swap SAS/SATA drives, 760W triple redundant power supply & 4 hot-plug redundant cooling fans

Specifications

Form Factor	3U chassis support for max. motherboard size - 12" x 13" E-ATX; For JBOD applications (SC932S1/S2)
CPU support	Dual Xeon®, Pentium® D & Pentium® 4, and AMD Opteron™
Expansion	6 PCI expansion slots
Peripheral Drives	SC932S2/932S1-R760: 2 front-side USB, 1 COM port & 1 x 2.5" SATA bay
Drive Bays	SC932S2-R760: 14 x 3.5" dual-channel (7 + 7) hot-swap SCA drive bays with SAF-TE compliant SC932S1-R760: 14 x 3.5" hot-swap SCA drive bays with SAF-TE compliant SC932T-R760: 15 x 3.5" hot-swap SAS/SATA drive bays with SES2
Cooling System	4 x 9cm hot-swap cooling fans
Power supply	760W + 380W triple-redundant power supply w/I ² C built-in & fan speed control
Front Panel LEDs	Power LED, network activity LED, system overheat LED & power fail LED
Front Panel Buttons	Power On/Off button, system reset button & mute button
Dimensions	W x H x D: 17.7" (450mm) x 5.2" (132mm) x 25.5"(648mm) Packing: 26.6" x 13.6" x 34.6"
Rail	Extendable lengths 28" to 33.67"
Temperature	Operating 10° ~ 35° C (50° to 95° F) non-operating -40° ~ +70° C (-40° to 158° F)
Humidity	Operating 8 ~ 90% non-condensing non-operating 5 ~ 95% non-condensing

● Optimized ● Compatible ● Optimized low-power configuration ● Compatible low-power configuration

Model	MB (Max. 12" x 13")			Drive	Cooling System	Power Supply	+5Vsb	+12V	Gross Weight
	X8	X7	PD						
SC932S2-R760	●	●	●	14 dual-channel (7+7) SCA w/SAF-TE	4 x 3500rpm fans	760W + 380W triple-redundant w/I ² C	3.5	50	72 lbs
SC932S1-R760	●	●	●	14 SCA w/SAF-TE	4 x 3500rpm fans	760W + 380W triple-redundant w/I ² C	3.5	50	72 lbs
SC932T-R760	●	●	●	15 SAS/SATA	4 x 3500rpm fans	760W + 380W triple-redundant w/I ² C	3.5	50	72 lbs

Optional Kit	Model Part #	Description
Control Board	CSE-PTJBOD-CB1	JBOD Storage Power-up Control Board

SC835TQ

3U Chassis with 100% Cooling Redundancy

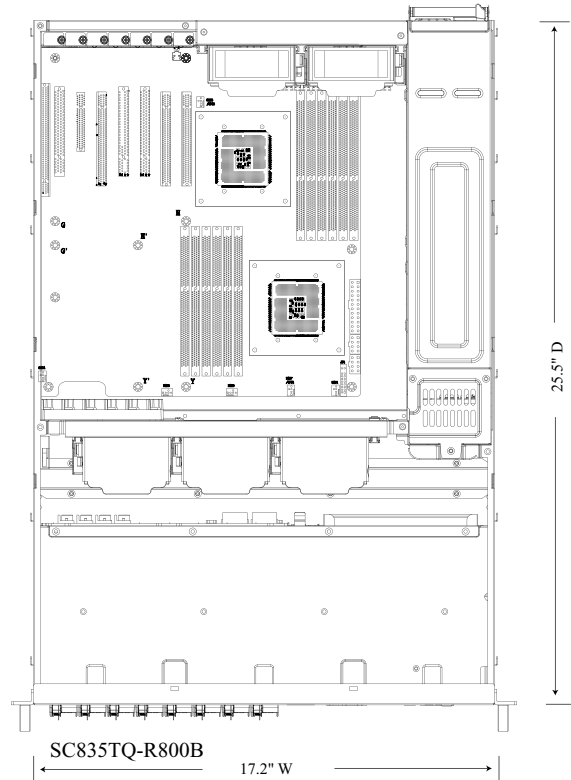
100% cooling redundancy



SC835TQ-R800B



Rear view



Features

■ Black

- ✓ 100% cooling redundancy, supports up to 8 hot-swap SCA/SATA drives
- ✓ 800W redundant power supply & 5 hot-plug redundant cooling fans

Specifications

Form Factor	3U chassis support for max. motherboard size - 13.68" x 13"		
CPU support	Dual Xeon®, Pentium® D & Pentium® 4, and AMD Opteron™		
Expansion	7 full-height & full-length expansion slots		
Peripheral Drives	1 fixed hard drive tray or floppy drive option		
Drive Bays	SC835TQ-R800: 8 x 3.5" hot-swap SAS/SATA drive bays with SGPIO & 2 x 5.25" drive bays		
Cooling System	5 x 8cm hot-swap cooling fans & air-shroud		
Front Panel LEDs	Power LED, network activity LED, system overheat LED & power fail LED		
Front Panel Buttons	Power on/off button, system reset button & mute button		
Power supply	800W (1+1) redundant power supply w/ P/C built-in & fan speed control		
Dimensions	W x H x D: 17.2" (437mm) x 5.2" (132mm) x 25.5" (648mm) Packing: 26.6" x 13" x 33.9"		
Rail	Extendable lengths of 28" to 33.67"		
Temperature	Operating: 10° ~ 35° C (50° to 95° F)	Non-operating: -40° ~ 70° C (-40° to 158° F)	
Humidity	Operating: 8 ~ 90% non-condensing	Non-operating: 5 - 95% non-condensing	

● Optimized ● Compatible ● Optimized low-power configuration ● Compatible low-power configuration

Model	MB (Max. 13.68" x 13")			Drive	Cooling System	Power Supply	+5VSB	+12V	Gross Weight
	X8	X7	PD						
SC835TQ-R800B	●	●	●	8 SAS/SATA with SES2	5 x 8 fans	800W redundant w/1 ² C	4	66	75 lbs

SC836A/E1/E2/S2/TQ

3U Chassis with 100% Cooling Redundancy

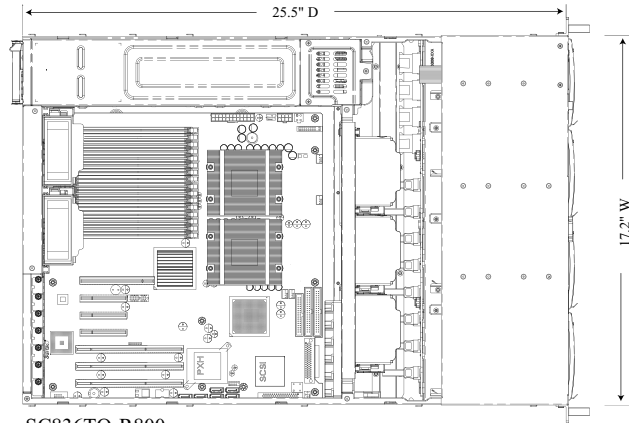
100% cooling redundancy



SC836A/E1/E2-R1200



SC836TQ-R1200



SC836TQ-R800

■ Black ■ Silver

Features

- ✓ 16 hot-swap drives support, 1200W Gold-Level/900W/800W redundant power supply with high efficiency power (85% and up*)
- ✓ 100% cooling redundancy, 5 hot-plug redundant cooling fans

Specifications

Form Factor	3U chassis support for max. motherboard size - 13.68" x 13"
CPU support	Dual Xeon®, Pentium® D & Pentium® 4, and AMD Opteron™
Expansion	7 full-height & full-length expansion slots
Peripheral Drives	1 slim DVD-ROM drive, 2 USB 2.0 ports & 1 optional slim FDD, 2x fixed slim HDD
Drive Bays	SC836A-R1200B: 16 x 3.5" hot-swap SAS/SATA drive bays with SES2 SC836TQ-R800/R900: 16 x 3.5" hot-swap SAS/SATA drive bays with SES2 SC836E2-R1200B/R900/R800: 16 x 3.5" hot-swap SAS drive bays with SES2 (2 expanders for dual-port support) SC836E1-R1200B/R900/R800: 16 x 3.5" hot-swap SAS drive bays with SES2 (1 expander for single-port support) SC836S2-R800: 16 x 3.5" dual-channel (8+8) hot-swap SCA drive bays with SAF-TE compliance
Power Supply	1200W Gold-Level/900W/800W (1+1) redundant high-efficiency power supply w/FC & fan speed control
Cooling System	3 x 8cm hot-swap cooling fans, 2 x 8cm exhaust fans & air shroud
Front Panel LEDs	Power LED, hard drive activity LED, 2 network activity LEDs, system overheat LED & power fail LED
Front Panel Buttons	Power On/Off button & System Reset button
Dimensions	W x H x D: 17.2"(437mm) x 5.2"(132mm) x 25.5" (648mm) Packing: 26.6" x 13" x 33.9" Palletized Packing: 37.3" x 27" x 16.8"
Rail	Extendable lengths 28" to 33"
Temperature	Operating 10° ~ 35° C (50° to 95° F) non-operating -40° ~ +70° C (-40° to 158° F)
Humidity	Operating 8 ~ 90% non-condensing non-operating 5 ~ 95% non-condensing

● Optimized ○ Compatible ● Optimized low-power configuration ○ Compatible low-power configuration

Model	MB (Max. 13.68" x 13")			Drive	Cooling System	Power Supply	+5Vsb	+12V	Gross Weight
	X8	X7	PD						
SC836A-R1200B	●	●	○	16 SAS/SATA w/SES2	5 x 6300rpm fans	1200W Gold-Level redundant high-efficiency	4	66	75 lbs
SC836E1-R1200B	●	●	○	16 SAS/SATA w/SES2	5 x 6300rpm fans	1200W Gold-Level redundant high-efficiency	4	66	75 lbs
SC836E2-R1200B	●	●	○	16 SAS w/SES2 (for dual-ports)	5 x 6300rpm fans	1200W Gold-Level redundant high-efficiency	4	66	75 lbs
SC836TQ-R800	●	●	○	16 SAS/SATA w/SES2	5 x 6300rpm fans	800W redundant high-efficiency	4	66	70 lbs
SC836TQ-R900	●	●	○	16 SAS/SATA w/SES2	5 x 6300rpm fans	900W redundant high-efficiency	4	66	70 lbs
SC836E2-R800	●	●	○	16 SAS w/SES2 (for dual-ports)	5 x 6300rpm fans	800W redundant high-efficiency	4	66	70 lbs
SC836E2-R900	●	●	○	16 SAS w/SES2 (for dual-ports)	5 x 6300rpm fans	900W redundant high-efficiency	4	66	70 lbs
SC836E1-R800	●	●	○	16 SAS w/SES2 (for single-port)	5 x 6300rpm fans	800W redundant high-efficiency	4	66	70 lbs
SC836E1-R900	●	●	○	16 SAS w/SES2 (for single-port)	5 x 6300rpm fans	900W redundant high-efficiency	4	66	70 lbs
SC836S2-R800	●	●	○	16 dual-channel (8+8) SCA w/SAF-TE	5 x 6300rpm fans	800W redundant high-efficiency	4	66	70 lbs

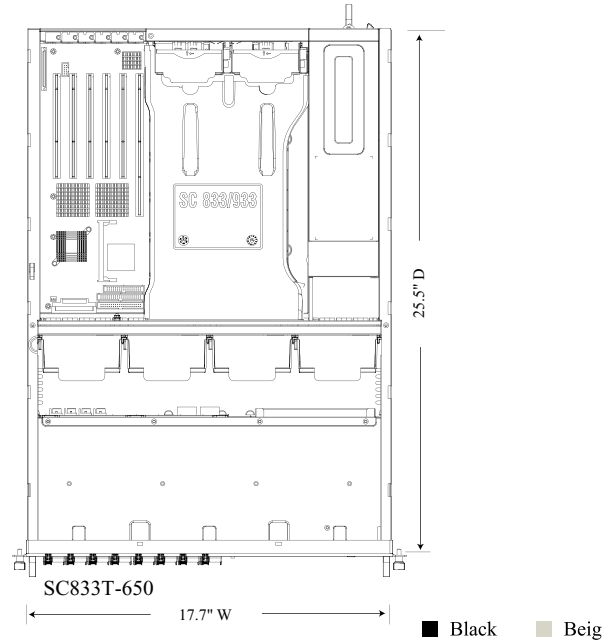
Optional Kit	Model Part #	Description
Peripheral Drives	FPD-TEAC-SB	Panasonic 3.5" 1.44MB Floppy Drive (Black color)
HDD Tray	MCP-220-83601-0B	Floppy dummy tray supports 1x slim 2.5 fixed HDD
	MCP-220-00023-01	USB dummy tray supports 1x slim 2.5 fixed HDD

* Our new generation power supply efficiency measured under a typical loading operations.

100% cooling redundancy



SC833T-650



Features

8 hot-swap drive support, 760W triple redundant power supply, 100% cooling redundancy & 6 hot-plug redundant cooling fans

Specifications

Form Factor	3U chassis support for max. motherboard size - 12" x 13" E-ATX	
CPU support	Dual Xeon®, Pentium® D & Pentium® 4, and AMD Opteron™	
Expansion	6 full-height & full-length expansion slots	
Peripheral Drives	1 FDD & option 1 slim CD-ROM drive	
Drive Bays	SC833S2-R760/550: 8 x 3.5" dual-channel (4 + 4) hot-swap SCA drive bays w/SAF-TE compliant & 2 x 5.25" drive bays SC833S-R760/550: 8 x 3.5" hot-swap SCA drive bays w/SAF-TE compliant & 2 x 5.25" drive bays SC833T-R760 & SC833T-550: 8 x 3.5" hot-swap SAS/SATA drive bays & 2 x 5.25" drive bays	
Cooling System	4 x 9cm hot-swap cooling fans, 2 x 8cm exhaust fans & air shroud	
Front Panel LEDs	Power LED, hard drive activity LED, 2 network activity LEDs, system overheat LED & power fail LED (redundant only)	
Front Panel Buttons	Power On/Off button, System Reset button & Mute button	
Dimensions	W x H x D: 17.7" (450mm) x 5.2" (132mm) x 25.5" (647mm) Packing: 26.6" x 13.6" x 34.6"	
Rail	Extendable lengths 28" to 33.67"	
Temperature	Operating 10° ~ 35° C (50° to 95° F) non-operating -40° ~ +70° C (-40° to 158° F)	
Humidity	Operating 8 ~ 90% non-condensing non-operating 5 ~ 95% non-condensing	

● Optimized ◐ Compatible ● Optimized low-power configuration ◐ Compatible low-power configuration

Model	MB (Max. 12" x 13")			Drive	Cooling System	Power Supply	+5VSB +12V	Gross Weight
	X8	X7	PD					
SC833S2-R760	●	●	◐	8 dual-channel (4+4) SCA w/SAF-TE	6 x 5000rpm fans	760W + 380W triple-redundant w/I ² C	3.5 50	72 lbs
SC833S-R760	●	●	◐	8 SCA w/SAF-TE	6 x 5000rpm fans	760W + 380W triple-redundant w/I ² C	3.5 50	72 lbs
SC833T-R760	●	●	◐	8 SAS/SATA	6 x 5000rpm fans	760W + 380W triple-redundant w/I ² C	3.5 50	72 lbs
SC833S2-650	●	●	◐	8 dual-channel (4+4) SCA w/SAF-TE	6 x 5000rpm fans	650W	2 42	67 lbs
SC833S-650	●	●	◐	8 SCA w/SAF-TE	6 x 5000rpm fans	650W	2 42	67 lbs
SC833T-650	●	●	◐	8 SAS/SATA	6 x 5000rpm fans	650W	2 54	69 lbs

Optional Kit	Model Part #	Description
Front USB Kit	CSE-PT29(B)	2-Ports Front USB Kit (B=Black)
Peripheral Drives	CDM-TEAC-24(B)	Slim 24x TEAC CD-ROM Drive
	DVM-PNSC-824(B)	Slim 8x DVD ROM/24x CD-ROM Combo Drive (B= Black)

SC832T/S

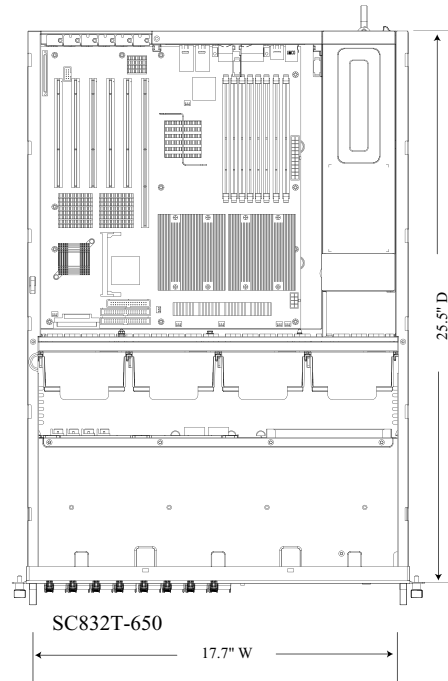
3U Form Factor Support Full-Size Slots



SC832T-650



Rear view



Features

3U form factor supports full-size slots, 8 hot-swap drives support, 760W triple redundant power & 4 hot-swap heavy-duty fans

■ Black ■ Beige

Specifications

Form Factor	3U chassis support for max. motherboard size - 12" x 13" E-ATX		
CPU support	Dual Xeon®, Pentium® D & Pentium® 4, and AMD Opteron™		
Expansion	6 PCI expansion slots		
Peripheral Drives	1 FDD & optional 1 slim CD-ROM drive		
Drive Bays	8 x 3.5" hot-swap SAS/SATA drive bays & 2 x 5.25" drive bays		
Cooling System	4 x 9cm hot-swap cooling fans		
Front Panel LEDs	Power LED, hard drive activity LED, 2 network activity LEDs, system overheat LED & power fail LED (redundant only)		
Front Panel Buttons	Power On/Off button, System Reset button & NMI switch		
Dimensions	Chassis: W x H x D: 17.7" (450mm) x 5.2" (132mm) x 25.5" (648mm) Packing: 26.6" x 13.6" x 34.6"		
Rail	Extendable lengths 28" to 33.67"		
Temperature	Operating 10° ~ 35° C (50° to 95° F) non-operating -40° ~ +70° C (-40° to 158° F)		
Humidity	Operating 8 - 90% non-condensing non-operating 5 - 95% non-condensing		

● Optimized ● Compatible ● Optimized low-power configuration ● Compatible low-power configuration

Model	MB (Max. 12" x 13")			Drive	Cooling System	Power Supply	+5VSB	+12V	Gross Weight
	X8	X7	PD						
SC832T-650	●	●	●	8 SAS/SATA	4 x 4300rpm fans	650W 80 PLUS® Certified high-efficiency power supply	4.0	54	67 lbs
SC832T-R760	●	●	●	8 SAS/SATA	4 x 4300rpm fans	760W Triple-Redundant Power Supply	3.5	50	67 lbs
SC832T-650	●	●	●	8 SAS/SATA	4 x 4300rpm fans	650W Power Supply	2.0	42	67 lbs
SC832S-R760	●	●	●	8 SAS/SATA	4 x 4300rpm fans	760W Triple-Redundant Power Supply	3.5	50	67 lbs

Optional Kit	Model Part #	Description
Front USB Kit	CSE-PT29(B)	2-Ports Front USB Kit (B=Black)
Peripheral Drives	CDM-TEAC-24(B)	Slim 24x TEAC CD-ROM Drive (B=Black)
	DVM-PNSC-824(B)	Slim 8x DVD / 24x CD-ROM Combo Drive (B = Black)

SC733T/TQ/i/E

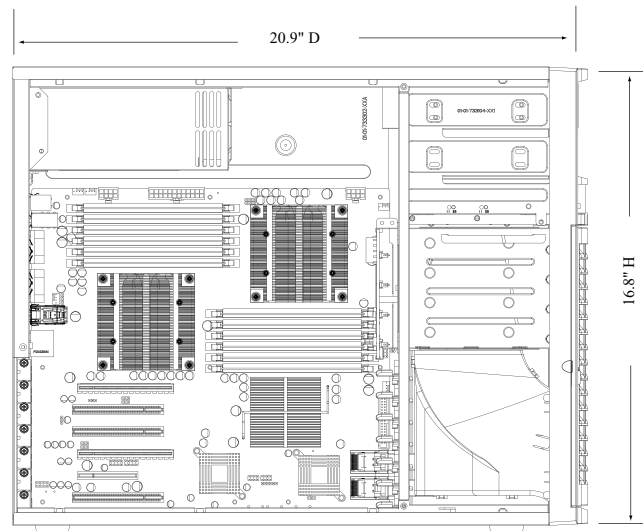
Mid-Tower Workstation Chassis



SC733TQ-665B



SC733TQ-T-665B



SC733TQ-665B

■ Black ■ Beige

Features

- ✓ 4 hot-swap drives support, 7 expansion slots
- ✓ 665W (80 PLUS®, Bronze-Level) and 645/465W high-efficiency power supply w/low-noise fan speed control

Specifications

Form Factor	Mid-tower chassis support for max. motherboard size - 12" x 13" E-ATX
CPU support	Dual Xeon®, Pentium® D & Pentium® 4, and AMD Opteron™
Expansion	7 expansion slots
Peripheral Drives	2 front USB ports & floppy
Drive Bays	SC733T-645/465/450 & SC733TQ-645/465: 4 x 3.5" hot-swap SAS/SATA drive bays with SES2* & 2 x 5.25" drive bays SC733i-645/465/450 & SC733E-465: 4 x 3.5" fixed & 2 x 5.25" drive bays
Cooling System	SC733T/i-645: 1 x 12cm & 1 x 9cm 4-wire Pulse Width Modulated (PWM) fans SC733T/i-450: 1 x 12cm exhaust thermal fan & 1 x 9cm cooling thermal fan SC733TQ/T/i-465: 1x 9cm cooling thermal fan
Dimensions	W x H x D: 16.8" (427mm) x 7" (178mm) x 20.9" (531mm) Packing: 24.2" x 12.8" x 26.4"
Front Panel LEDs	Power LED, hard drive activity LED, network activity LEDs & system overheat LED
Front Panel Buttons	Power On/Off button & System Reset button
Temperature	Operating 10° ~ 35° C (50° to 95° F) non-operating -40° ~ +70° C (-40° to 158° F)
Humidity	Operating 8 ~ 90% non-condensing non-operating 5 ~ 95% non-condensing

● Optimized ◐ Compatible ● Optimized low-power configuration ◐ Compatible low-power configuration

Model	Motherboard (Max. 12" x 13")								Drive	Cooling System	Power Supply	Gross Weight
	C7	C2	X8	X7	X6	X5	PD+	PD				
SC733T/TQ-665B	●	●	●	●	●	◐	◐	◐	4 SAS/SATA w/SES2	1x 12cm & 1x 9cm fans	665W Bronze-Level w/low-noise fan speed control	40 lbs
SC733T/TQ*-645	●	●	●	●	●	◐	◐	◐	4 SAS/SATA w/SES2	1x 12cm & 1x 9cm fans	645W w/low-noise fan speed control	40 lbs
SC733i-645	●	●	●	●	●	◐	◐	◐	4 fixed	1x 12cm & 1x 9cm fans	645W w/low-noise fan speed control	40 lbs
SC733T-450	●	●	●	●	●	◐	◐	◐	4 SAS/SATA	1x 12cm & 1x 9cm fans	450W w/low-noise redundant cooling	37 lbs
SC733i-450	●	●	●	●	●	◐	◐	◐	4 fixed	1x 12cm & 1x 9cm fans	450W w/low-noise redundant cooling	37 lbs
SC733T/TQ*-465B	●	●	●	●	●	◐	◐	◐	4 SAS/SATA w/SES2	1x 12cm & 1x 9cm fans	465W 80 PLUS® Certified high-efficiency, low-noise	37 lbs
SC733i-465B	●	●	●	●	●	◐	◐	◐	4 fixed	1x 12cm fan	465W 80 PLUS® Certified high-efficiency, low-noise	39 lbs
SC733E-465B	●	●	●	●	●	◐	◐	◐	4 fixed	No chassis fan	465W 80 PLUS® Certified high-efficiency, low-noise	39 lbs

* SES2 supports for SC733TQ-645 chassis only

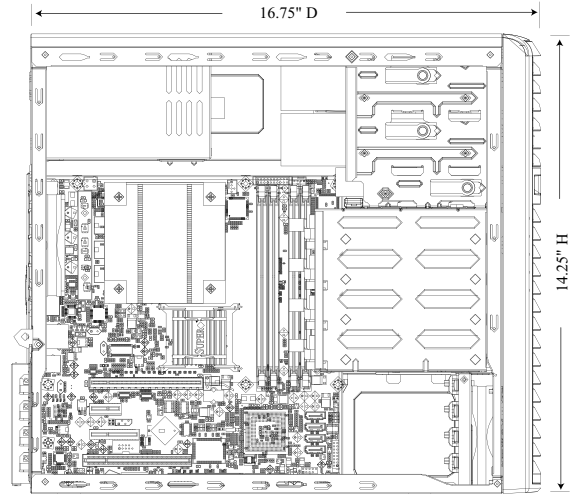
Tool-less designs enable quick-and-easy installation



SC731i-300B



Bronze Level
80 PLUS® Certified
Power Supplies



SC731i-300B

Features

■ Black

- ✓ 300W High-efficiency (80Plus, Bronze) Power Supply
- ✓ 2x 5.25" External, 4x 3.5" Internal, & 1x OEM optional 3.5" External Drives
- ✓ Rear 9cm PWM Fan w/ tool-less design and 1x optional Front exhaust 8cm Fan
- ✓ Quick-and-Easy design for installation: Tool-less Side Panels, Drive Bays
- ✓ HDD Cage turns 90°, & Stamped Motherboard Support (no standoffs required)

Specifications

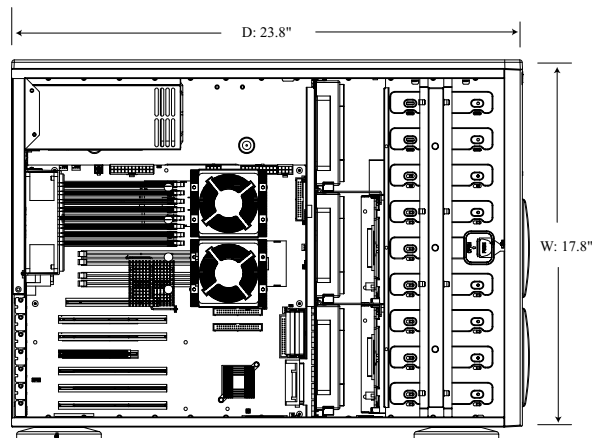
Form Factor	Mini-Tower Chassis supports Micro-ATX motherboards, size 9.6" x 9.6"	
CPU support	Supports Intel® & AMD processor motherboards	
Expansion	4x Full-height, Full-length I/O expansion slots	
Peripheral Drives	2x Standard 5.25" bays; 4x 3.5" fixed drive bays (tool-less)	
	2 front USB ports	
Drive Bay	1x extra 3.5" drive bay (optional)	
Cooling System	1x Rear 9cm PWM Fan w/ toolless design; 1x optional Front 8cm Cooling Fan	
Dimensions	W x H x D: 14.25" (363mm) x 7.25" (183mm) x 16.75" (425mm)	
Front Panel LEDs	Power status LED; Hard drive activity LED; Network activity LED; System Thermal LED	
Front Panel Buttons	Blue On/Off LED Power switch	
Temperature	Operating 10° ~ 35° C (50° to 95° F) non-operating -40° ~ +70° C (-40° to 158° F)	
Humidity	Operating 8 ~ 90% non-condensing non-operating 5 ~ 95% non-condensing	

● Optimized ◐ Compatible ● Optimized low-power configuration ◐ Compatible low-power configuration

Model	Motherboard (Max. 9.6" x 9.6")					Drive	Cooling System	Power Supply	Gross Weight
	C7	C2	X8	X7	PD				
SC731i-300B	●	●	●	●	●	4 SAS/SATA	1x9cm PWM fans	300W 80 PLUS® Bronze Level Certified w/low-noise Smart Thermal Control Fan	20 lbs



SC942i-R760



SC942i-R760

■ Black ■ Beige

Features

Up to 15 hot-swap drive bays, 7 expansion slots & 760W triple-redundant power supply

Specifications

Form Factor	4U chassis support for max. motherboard size - 12" x 13" E-ATX
CPU support	Dual Xeon®, and AMD Opteron™
Expansion	7 full-height & full-length expansion slots
Peripheral Drives	2 front USB ports (for SC942i only)
Drive Bays	SC942S-600: 10 x 3.5" SCA hot-swap drive bays with SAF-TE compliant (up to 15 x 3.5") & 3 x 5.25" drive bays SC942i-R760/550/600: 9 x 5.25" drive bays
Cooling System	SC942S-600/SC942i-R760/600: 3 x 12cm hot-swap cooling fans & 1 x 12cm exhaust fan SC942i-650: 2 x 12cm hot-swap cooling fans & 1 x 12cm low-noise exhaust fan
Front Panel LEDs	Power LED, hard drive activity LED, 2 network activity LEDs, system overheat LED & power fail LED
Front Panel Buttons	Power On/Off button & System Reset button
Dimensions	W x H x D: 17.8" (452mm) x 7" (178mm) x 23.8" (605mm) Packing: 25" x 14" x 29.9"
Rail (optional)	Extendable lengths 26" to 38.25"
Temperature	Operating 10° ~ 35° C (50° to 95° F) non-operating -40° ~ +70° C (-40° to 158° F)
Humidity	Operating 8 ~ 90% non-condensing non-operating 5 ~ 95% non-condensing

● Optimized ● Compatible ● Optimized low-power configuration ● Compatible low-power configuration

Model	MB Max. 12" x 13"			Drive	USB	Cooling System	Power Supply	+5VSB	+12V	Gross Weight
	X7	X6	X5							
SC942S-600	●	●	●	10 SCA with SAF-TE & 3 x 5.25"	Opt.	4 x 12cm fans	600W + 300W triple redundant	2	40	64 lbs
SC942i-R760	●	●	●	9 x 5.25"	Yes	4 x 12cm fans	760W + 380W triple redundant w/ P/C	3.5	50	66 lbs
SC942i-650	●	●	●	9 x 5.25"	Yes	3 x 12cm fans	650W redundant cooling fan	4	46	49 lbs
SC942i-600	●	●	●	9 x 5.25"	Yes	4 x 12cm fans	600W + 300W triple redundant	2	40	50 lbs

Optional Kit	Model Part #	Description
Front USB Kit	CSE-PT29(B)	2 Ports Front USB Kit for 5.25" Drive Tray
Mobile Rack	CSE-M35T1	SATA Mobile Rack 3 x 5.25" Openings to 5 x 3.5" Drives
	CSE-M34S	SCSI Mobile Rack 3 x 5.25" Openings to 4 x 3.5" Drives
	CSE-M34T	SATA Mobile Rack 3 x 5.25" Openings to 4 x 3.5" Drives
	CSE-M28E1	SAS/SATA Mobile Rack 2 x 5.25" Openings to 8 x 2.5" Drives
	CSE-M28E2	SAS/SATA Mobile Rack 2 x 5.25" Openings to 8 x 2.5" Drives
Mounting Rails	CSE-PT26(B)	4U Chassis Rail Kit (Includes Side Handles)
Peripheral Drives	FPD-PNSC-02 (01)	Panasonic 3.5" 1.44MB Floppy Drive (beige)

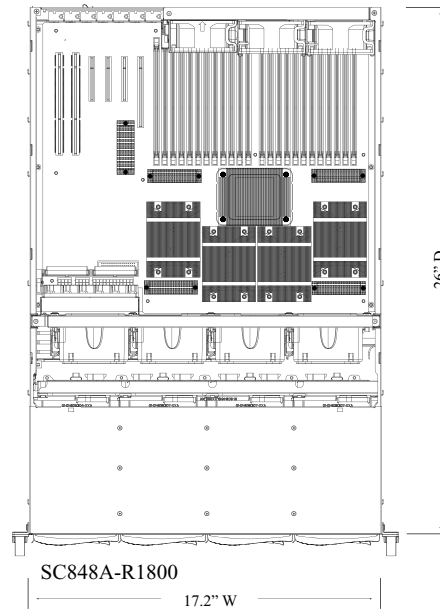
100% cooling redundancy



SC848A-R1200



SC848A-R1200B



SC848A-R1800

■ Black

Features

- ✓ Gold-Level high-efficiency redundant (1+1) 1200W power supply
- ✓ 87% High-efficiency redundant (2+1) 1800W power supply
- ✓ 24x 3.5" Hot-swap SAS / SATA HDD trays
- ✓ 7x Full-height, full-length AOC expansion slots for Quad Processors motherboard

Specifications

Form Factor	4U Chassis supports motherboard size - 16" x 14.3"	
CPU support	Quad Xeon® MP, and AMD Opteron™	
Expansion	7x Full-height, Full-length PCI expansion slots	
Peripheral Bays	1x slim DVD-ROM drive; optional 1x slim floppy drive or 1x rear-access I/O tray or 1x 2.5" fixed HDD tray	
Drive Bays	24x 3.5" Hot-swap SAS / SATA HDD trays 2x 3.5" fixed SAS / SATA HDD trays (optional) or 2x dual 2.5" fixed SAS/SATA HDD trays (optional)	
Cooling System	7(4+3)x 80x38mm hot-swap cooling fans	
Front Panel LEDs	Power status LED; Hard drive activity LED; 2x Network activity LEDs; System Overheat LED	
Front Panel Buttons	Power On/Off button, system reset button & mute button	
Power supply	1200W(1+1) Gold-Level / 1800W (2+1) high-efficiency redundant power supply	
Dimensions	W x H x D: 17.2" (437mm) x 7" (178mm) x 26" (660mm) Packing: 37.5" x 27.5" x 18" (Palletized design)	
Rail	Extendable lengths 28" to 33.67"	
Temperature	Operating 10° ~ 35° C (50° to 95° F) non-operating -40° ~ +70° C (-40° to 158° F)	
Humidity	Operating 8 ~ 90% non-condensing non-operating 5 ~ 95% non-condensing	

● Optimized ● Compatible ● Optimized low-power configuration ● Compatible low-power configuration

Model	MB (Max. 16" x 14.3")		Drive	Cooling System	Power Supply	+5VSB	+12V	Gross Weight
	X7	X6						
SC848A-R1200	●	●	24 SAS/SATA w/SES2	4 x 6300rpm fans (middle) 3 x 6500rpm fans (rear)	1200W Gold-Level redundant (1+1) w/PC	4	75	64 lbs
SC848A-R1800	●	●	24 SAS/SATA w/SES2	4 x 6300rpm fans (middle) 3 x 6500rpm fans (rear)	1800W redundant (2+1) w/PC	4	75	60 lbs

Optional Kit	Model Part #	Description
Control Board	CSE-PTJBOD-CB1	JBOD Storage Power-up Control Board
HDD Tray	MCP-220-00048-ON	3.5" fixed HDD tray
	MCP-220-00044-ON	Dual 2.5" fixed HDD tray (MCP-220-00048-ON needed)

SC846A/TQ/E1/E2

4U Storage Chassis with 100% Cooling Redundancy

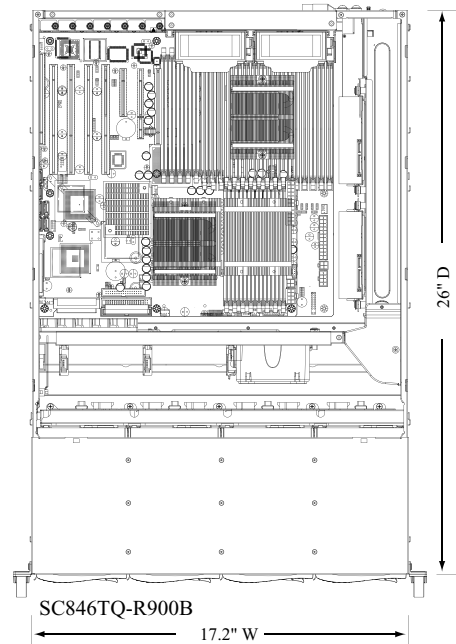
100% cooling redundancy



SC846A-R1200B



SC846TQ-R900B



■ Black

Features

- ✓ 100% cooling redundancy, supports up to 24 hot-swap SAS/SATA drive bays
- ✓ 1200W(Gold-Level) and 900W high efficiency redundant power supply & 5 hot-plug redundant cooling fans

Specifications

Form Factor	4U chassis support for max. motherboard size - 13.68" x 13"
CPU support	Dual Xeon®, Pentium® D & Pentium® 4, and AMD Opteron™
Expansion	7 full-height & full-length expansion slots
Peripheral Drives	Optional 2x 3.5" HDD; or 1x DVD and 1x 3.5" HDD; or 1x DVD and 2x 2.5" HDD
Drive Bays	SC846TQ-R900: 24 x 3.5" hot-swap SAS/SATA drive bays with SES2 SC846E2-R900: 24 x 3.5" hot-swap SAS drive bays with SES2 (2 expanders for dual-port support) SC846E1-R900: 24 x 3.5" hot-swap SAS drive bays with SES2 (1 expander for single-port support)
Cooling System	3 x 8cm hot-swap cooling fans, 2 x 8cm exhaust fans & air-shroud
Front Panel LEDs	Power LED, network activity LED, system overheat LED & power fail LED
Front Panel Buttons	Power On/Off button, system reset button & mute button
Power supply	1200W Gold-Level /900W/1000W redundant power supply w/I²C built-in & fan speed control
Dimensions	W x H x D: 17.2" (437mm) x 7" (178mm) x 26" (660mm) Packing: 34.3" x 26.5" x 13.5" Palletized Packing: 37.3" x 27" x 14.8" (for R1200 model)
Rail	Extendable lengths 28" to 33.67"
Temperature	Operating 10° ~ 35° C (50° to 95° F) non-operating -40° ~ +70° C (-40° to 158° F)
Humidity	Operating 8 ~ 90% non-condensing non-operating 5 ~ 95% non-condensing

● Optimized ◐ Compatible ● Optimized low-power configuration ◐ Compatible low-power configuration

NEW!

Model	MB (Max. 13.68" x 13")			Drive	Cooling System	Power Supply	+5VSB	+12V	Gross Weight
	X8	X7	PD						
SC846A-R1200B	●	●	◐	24 SAS/SATA w/SES2	5 x 5000rpm fans	1200W Gold-Level redundant w/I²C	4	75	80 lbs
SC846TQ-R900B	●	●	◐	24 SAS/SATA w/SES2	5 x 5000rpm fans	900W redundant w/I²C	4	75	75 lbs
SC846E2-R900B	●	●	◐	24 SAS w/SES2 (for dual-port)	5 x 5000rpm fans	900W redundant w/I²C	4	75	75 lbs
SC846E1-R900B	●	●	◐	24 SAS w/SES2 (for single-port)	5 x 5000rpm fans	900W redundant w/I²C	4	75	75 lbs

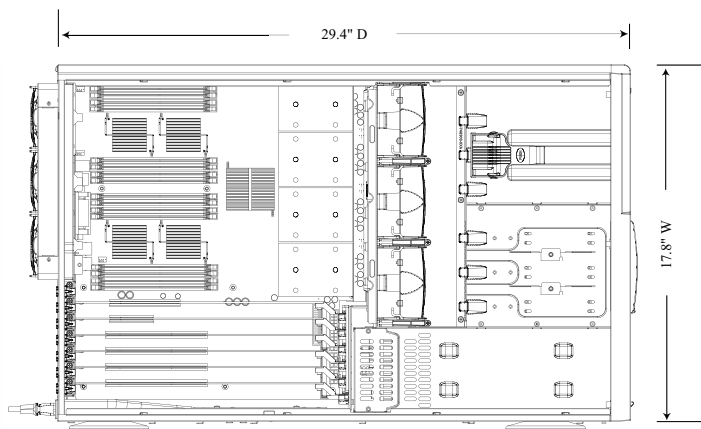
Optional Kit	Model Part #	Description
Control Board	CSE-PTJBOD-CB1	JBOD Storage Power-up Control Board

SC748TQ/S

4U /Tower rackmount high-end Server chassis



SC748TQ-R1000B



SC748TQ-R1000B

Features

Up to 10 hot-swap drive bays, 7 expansion slots & Front load 1200W/1000W (1+1) redundant high-efficiency power supply

■ Black ■ Beige

Specifications

Form Factor	4U/Tower chassis support for motherboard max. size - 14.3" x 16.4" E-ATX
CPU support	Xeon® MP and AMD Quad
Expansion	7 full-height & full-length expansion slots
Peripheral Drives	2 front USB ports
Drive Bays	SC748S-R1000: 5 hot-swap SCA drive bays with SAF-TE & 3 x 5.25" drive bays or optional CSE-M35S mobile rack support SC748TQ-R1000: 5 hot-swap SAS/SATA drive bays with SES2 & 3 x 5.25" drive bays or optional CSE-M35TQ mobile rack support
Cooling System	3 x 9cm hot-swap cooling fans & 3 x 8cm exhaust fans
Front Panel LEDs	Power LED, hard drive activity LED, 2 network activity LEDs, system overheat LED & power fail LED
Front Panel Buttons	Power On/Off button & System Reset button
Dimensions	W x H x D: 17.8"(452mm) x 7"(178mm) x 29.4" (746mm) Packing: 38.4" x 26.6" x 13.8"
Rail (optional)	Extendable lengths 26" to 38.25"
Temperature	Operating 10° ~ 35° C (50° to 95° F) non-operating -40° ~ +70° C (-40° to 158° F)
Humidity	Operating 8 ~ 90% non-condensing non-operating 5 ~ 95% non-condensing

Model	Quad MB		Drive	Power Supply	+5V _{SB}	+12V	Gross Weight
	X7	X6					
SC748S-R1000	●	●	5 SCA w/SAF-TE & 3 x 5.25" or optional CSE-M35S mobile rack support	1000W redundant high-efficiency w/PC	4	83	64 lbs
SC748TQ-R1000	●	●	5 x 3.5" SAS / SATA Hard Drive Backplane with SES2	1000W redundant high-efficiency w/PC	4	83	72 lbs
SC748TQ-R1200	●	●	5 x 3.5" SAS / SATA Hard Drive Backplane with SES2	1200W redundant high-efficiency w/PC	4	100	72 lbs

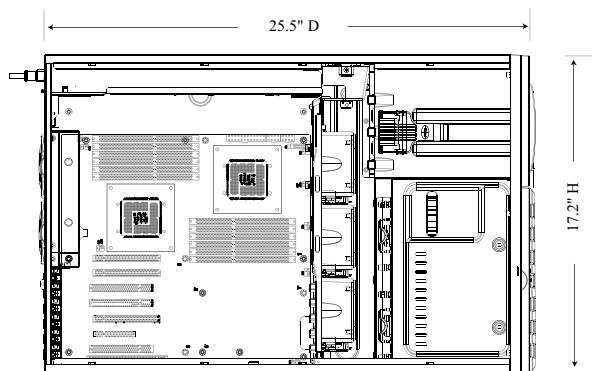
Optional Kit	Model Part #	Description
Mobile Rack	CSE-M35TQ	SATA Mobile Rack 3 x 5.25" Openings to 5 x 3.5" Drives
	CSE-M35S	SCSI Mobile Rack 3 x 5.25" Openings to 5 x 3.5" Drives
	CSE-M28E1	SAS/SATA Mobile Rack 2 x 5.25" Openings to 8 x 2.5" Drives
	CSE-M28E2	SAS/SATA Mobile Rack 2 x 5.25" Openings to 8 x 2.5" Drives
	CSE-M14T	SAS/SATA Mobile Rack 1 x 5.25" Openings to 4 x 2.5" Drives
Mounting Rails	MCP-290-00001-00	4U Chassis Rail Kit (Includes Side Handles)
Peripheral Drives	FPD-SONY-F(B)	Sony 3.5" 1.44MB Floppy Drive (B=Black)
	FPD-TEAC-F(B)	TEAC 3.5" 1.44MB Floppy Drive (B=Black)

* With triple redundant 2+1 situation 166A

100% cooling redundancy



SC745TQ-R800B



SC745TQ-R800B

Features

■ Black ■ Beige

- ✓ 100% cooling redundancy
- ✓ 800W redundant/800W power supply with high-efficiency power (85% and up*)
- ✓ 8 hot-swap drive bays
- ✓ 90-degree rotatable module
- ✓ 7 tool-less expansion slots

Specifications

Form Factor	4U chassis support for max. motherboard size - 13.68" x 13"		
CPU support	Dual Xeon®, Pentium® D & Pentium® 4		
Expansion	7 tool-less full-height & full-length expansion slots		
Peripheral Drives	90-degree rotatable module: 2 USB ports, 2 x 5.25" drive bays & 1 floppy drive bay		
Drive Bays	SC745S2-R800/800: 8 x 3.5" dual-channel (4 + 4) hot-swap SCA drive bays with SAF-TE compliance SC745TQ-R800/800: 8 x 3.5" hot-swap SAS/SATA drive bays with SES2 compliance		
Power supply	SC745S2/SC745TQ-R800: 800W redundant high-efficiency power supply w/I ² C & fan speed control SC745S2/SC745TQ-800: 800W high-efficiency power supply w/I ² C & fan speed control		
Cooling System	3 x 8cm hot-swap cooling fans, 2 x 8cm exhaust fans & air shroud		
Front Panel Buttons	Power on/off button & system reset button		
Front Panel LEDs	Power LED, hard drive activity LED, 2 network activity LEDs, system overheat LED & power fail LED		
Dimensions	W x H x D: 17.2" (434mm) x 7" (178mm) x 25.5" (648mm) Packing: 24.6" x 14" x 31.3"		
Rail (optional)	Extendable length of 26" to 38.25"		
Temperature	Operating: 10° ~ 35°C (50° to 95°F)	Non-operating: -40° ~ 70°C (-40° to 158°F)	
Humidity	Operating: 8 - 90% non-condensing	Non-operating: 5 - 95% non-condensing	

● Optimized ● Compatible ● Optimized low-power configuration ● Compatible low-power configuration

Model	MB (Max. 13.68" x 13")					Drive Bays	Cooling System	Power Supply	+5VSB	+12V	Gross Weight
	C7	C2	X8	X7	PD						
SC745S2-R800	●	●	●	●	●	8 dual-channel (4+4) SCA w/SAF-TE	5 x 5000rpm fans	800W redundant high-efficiency	4	66	62 lbs
SC745TQ-R800	●	●	●	●	●	8 SAS/SATA w/SES2	5 x 5000rpm fans	800W redundant high-efficiency	4	66	62 lbs
SC745S2-800	●	●	●	●	●	8 dual-channel (4+4) SCA w/SAF-TE	5 x 5000rpm fans	800W high-efficiency	4	66	58 lbs
SC745TQ-800	●	●	●	●	●	8 SAS/SATA w/SES2	5 x 5000rpm fans	800W high-efficiency	4	66	58 lbs

Optional Kit	Model Part #	Description
Mounting Rails	CSE-PT26(B)	4U Chassis Rail Kit (Includes Side Handles) (B = Black)
Peripheral Drives	FPD-TEAC-F(B)	Panasonic 3.5" 1.44MB Floppy Drive (B = Black)

* Our new generation power supply efficiency measured under a typical loading operations.

Low-noise fan control



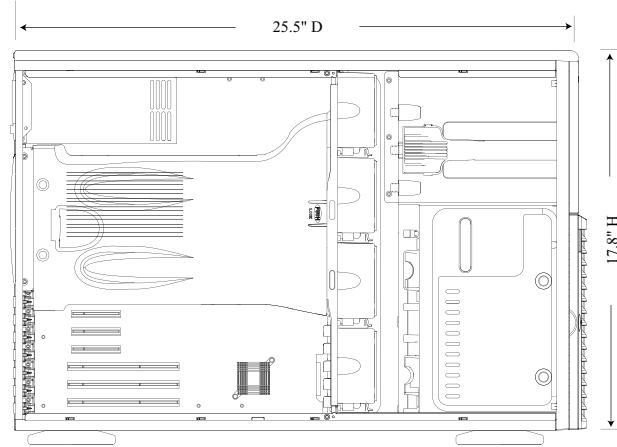
SC743TQ-665B



SC743TQ-865B-SQ



SC743TQ-865B-SQ



SC743TQ-865B-SQ

Features

■ Black ■ Beige

- ✓ 8 hot-swap drive, 90-degree rotatable module, 7 tool-less expansion slots & power supply with low-noise fan speed control
- ✓ Whisper-quiet performance at 28dB (SC743TQ-865B-SQ)
- ✓ 665W Gold-Level power supply (SC743TQ-665)

Specifications

Form Factor	4U chassis support for max. motherboard size - 12" x 13" E-ATX	
CPU support	Dual Xeon [®] , Pentium [®] D & Pentium [®] 4, and AMD Opteron [™]	
Expansion	7 tool-less full-height & full-length expansion slots	
Peripheral Drives	90-degree rotatable module: 2 USB ports, 2 x 5.25" drive bays & 1 floppy drive bay	
Drive Bays	SC743S1-645: 8 x 3.5" hot-swap SCA drive bays SC743TQ-865/SC743T-645: 8 x 3.5" hot-swap SAS/SATA drive bays SC743i-645: 8 x 3.5" fixed drive bays	
Cooling System	4 x 4-wire Pulse Width Modulated (PWM) fans & air shroud	
Power supply	665W Gold-Level, 865W/645W with low-noise fan speed control	
Front Panel LEDs	Power LED, hard drive activity LED, 2 network activity LEDs & system overheat LED & power fail LED	
Front Panel Buttons	Power On/Off button & System Reset button	
Dimensions	W x H x D: 17.8"(452mm) x 7"(178mm) x 25.5" (648mm) Packing: 24.6" x 14" x 31.3"	
Rail (optional)	Extendable lengths 26" to 38.25"	
Temperature	Operating 10° ~ 35° C (50° to 95° F) non-operating -40° ~ +70° C (-40° to 158° F)	
Humidity	Operating 8 - 90% non-condensing non-operating 5 - 95% non-condensing	

● Optimized ● Compatible ● Optimized low-power configuration ● Compatible low-power configuration

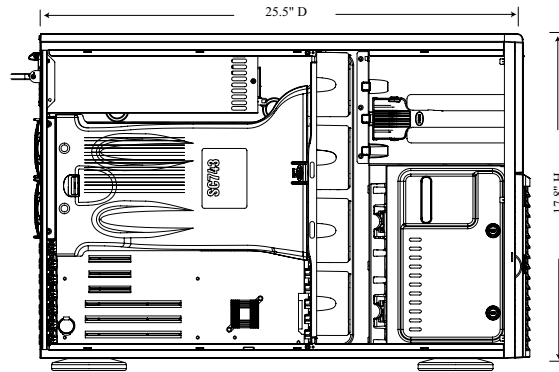
Model	MB Max. 12" x 13"				Drive	Cooling System	Power Supply	+5Vsb	+12V	Gross Weight
	C7	C2	X8	X7						
SC743S1-645	●	●	●	●	8 SCA	4 x 5000rpm fans	645W with low-noise fan speed control	4	46	56 lbs
SC743T-645	●	●	●	●	8 SAS/SATA	4 x 5000rpm fans	645W with low-noise fan speed control	4	46	55 lbs
SC743i-645	●	●	●	●	8 fixed	4 x 5000rpm fans	645W with low-noise fan speed control	4	46	55 lbs
743i-465B	●	●	●	●	8 fixed	4 x 5000rpm fans	465W 80 PLUS [®] Certified with low-noise fan speed control	3	35	56 lbs
SC743TQ-865	●	●	●	●	8 SAS/SATA w/SES-II	4 x 5000rpm fans	865W 80 PLUS [®] Certified with low-noise fan speed control	6.5	70	55 lbs
SC743TQ-665B	●	●	●	●	8 SAS/SATA w/SES-II	4 x 5000rpm fans	865W 80 PLUS [®] Gold-Level Certified with low-noise fan speed control	6.5	70	55 lbs
SC743TQ-865B-SQ	●	●	●	●	8 SAS/SATA w/SES-II	2 x 2800rpm fans, 1 x 2700rpm fan	665W 80 PLUS [®] Certified with low-noise fan speed control	6.5	70	55 lbs

Optional Kit	Model Part #	Description
Mounting Rails	CSE-PT26(B)	4U Chassis Rail Kit (Includes Side Handles) (B = Black)
Peripheral Drives	FPD-PNSC-02 (01)	Panasonic 3.5" 1.44MB Floppy Drive (01 = Black)

100% cooling redundancy



SC743TQ-R760



SC743TQ-R760

Features

■ Black ■ Beige

4U Rackmount/Tower, 8 hot-swap drive bays, 90-degree rotatable module, 7 tool-less expansion slots & 760W triple redundant power supply/
650W power supply with redundant cooling fans

Specifications

Form Factor	4U chassis support for max. motherboard size - 12" x 13" E-ATX
CPU support	Dual Xeon®, Pentium® D & Pentium® 4
Expansion	7 tool-less full-height & full-length expansion slots
Peripheral Drives	90-degree rotatable module: 2 USB ports, 2 x 5.25" drive bays & 1 floppy drive bay
Drive Bays	SC743S2-R760/SC743S2-650: 8 x 3.5" dual-channel (4+4) hot-swap SCA drive bays with SAF-TE compliant SC743S1-R760/SC743S1-650: 8 x 3.5" hot-swap SCA drive bays with SAF-TE compliant SC743T/TQ*-R760 & SC743T-650: 8 x 3.5" hot-swap SAS/SATA drive bays with SES2 SC743i-R760/SC743i-650: 8 x 3.5" fixed drive bays
Cooling System	4 x 8cm hot-swap cooling fans, 2 x 8cm exhaust fans & air shroud
Power supply	760W + 380W triple-redundant power supply w/I ² C built-in & fan speed control
Front Panel Buttons	Power On/Off button & System Reset button
Front Panel LEDs	Power LED, hard drive activity LED, 2 network activity LEDs, system overheat LED & power fail LED
Dimensions	W x H x D: 17.8"(452mm) x 7"(178mm) x 25.5" (648mm) Packing: 24.6" x 14" x 31.3"
Rail (optional)	Extendable length 26" to 38.25"
Temperature	Operating 10° ~ 35° C (50° to 95° F) non-operating -40° ~ +70° C (-40° to 158° F)
Humidity	Operating 8 ~ 90% non-condensing non-operating 5 ~ 95% non-condensing

● Optimized ○ Compatible ● Optimized low-power configuration ○ Compatible low-power configuration

Model	Motherboard (Max. 12" x 13")				Drive	Cooling System	Power Supply	+5Vsb	+12V	Gross Weight
	C7	C2	X8	X7						
SC743S2-R760	●	●	●	●	8 dual-channel (4+4) SCA w/SAF-TE	6 x 5000rpm fans	760W + 380W triple-redundant w/I ² C	3.5	50	66 lbs
SC743S1-R760	●	●	●	●	8 SCA w/SAF-TE	6 x 5000rpm fans	760W + 380W triple-redundant w/I ² C	3.5	50	66 lbs
SC743T/TQ*-R760	●	●	●	●	8 SAS/SATA w/SES2	6 x 5000rpm fans	760W + 380W triple-redundant w/I ² C	3.5	50	66 lbs
SC743i-R760	●	●	●	●	8 fixed	6 x 5000rpm fans	760W + 380W triple-redundant w/I ² C	3.5	50	65 lbs
SC743S2-650	●	●	●	●	8 dual-channel (4+4) SCA w/SAF-TE	6 x 5000rpm fans	650W redundant cooling fans	4	46	56 lbs
SC743S1-650	●	●	●	●	8 SCA w/SAF-TE	6 x 5000rpm fans	650W redundant cooling fans	4	46	56 lbs
SC743T-650	●	●	●	●	8 SAS/SATA	6 x 5000rpm fans	650W redundant cooling fans	4	46	56 lbs
SC743i-650	●	●	●	●	8 fixed	6 x 5000rpm fans	650W redundant cooling fans	4	46	56 lbs

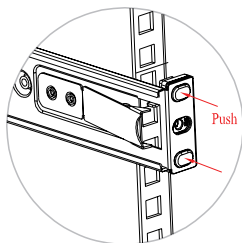
* Only SC743TQ-R760 chassis with SES2 support

Optional Kit	Model Part #	Description
Mounting Rails	CSE-PT26(B)	4U Chassis Rail Kit (Includes Side Handles) (B = Black)
Peripheral Drives	FPD-PNSC-02 (01)	Panasonic 3.5" 1.44MB Floppy Drive (01 = Black)

Quick-Release Slide Rails

The Supermicro Tool-less, Quick-release Slide Rails

Designed for quick and easy installation and access to Supermicro's server equipment. Several different sizes are provided to accommodate a variety of Supermicro server systems.



Model Part#	MCP-290-00054-0N	MCP-290-00052-0N-BULK
Product	SC815 Optional Rail Set	SC815 Optional Outer Rail Bulk Pack
Content	Quick-release inner rail + quick-release outer rail	Quick-release outer rail (10 set/pack)
Chassis Type	1U, 17.2" width	1U, 17.2" width
Mechanism	Linear, for square hole racks	Linear, for square hole racks
Outer Rail Extendable Length	25.6"~33.05"	25.6"~33.05"
Compatible Chassis	Optional for SC808, 809, 813, 814, 815, 816, 819	Optional for SC113, 113M, 512F-280/410/520, 515, 808, 809, 813, 813M, 814, 815, 816, 818, 819

For Short-depth Chassis Rack!



Model Part#	MCP-290-00056-0N	MCP-290-00053-0N
Product	SC815 Optional Short Outer Rail	SC825 rail set
Content	Short quick-release outer rail for square hole racks	Quick-release inner rail + quick-release outer rail
Chassis Type	1U, 17.2" width in short racks	2~3U, 17.2" width
Mechanism	Linear, for square hole racks	Ball-bearing, support round hole racks with adapter MCP-290-00060-0N
Outer Rail Extendable Length	19"~26.4"	26.5"~36.4"
Compatible Chassis	Optional for SC113, 113M, 512F-280/410/520, 515, 808, 809, 813, 813M, 814, 815, 816, 818, 819	Default for SC213, 216, 823M, 825, 825M, 826, 827, 828, 835, 836, 936

For Short-depth Chassis Rack!



Model Part#	MCP-290-00058-0N	MCP-290-00057-0N
Product	SC825 optional rail set	SC846 rail set
Content	Quick-release inner rail + quick-release outer rail	Quick-release inner rail + quick-release outer rail
Chassis Type	2~3U, 17.2" width in short racks,	4U, 17.2" width
Mechanism	Ball-bearing, support round hole racks with adapter MCP-290-00060-0N	Ball-bearing, support round hole racks with adapter MCP-290-00060-0N
Outer Rail Extendable Length	19"~26.6"	26.5"~36.4"
Compatible Chassis	Optional for SC213, 216, 823M, 825, 825M, 826, 827, 828, 835, 836, 936	Default for SC846, 848; optional for SC748

14U Mini Rack Cabinet

- ✓ **Small/Medium Business IT**
- ✓ **Scientific and Engineering R&D**
- ✓ **Professional Audio and Video Production**



Supermicro's new Mini Rack Cabinet, CSE-RACK-14U, is optimized for office, small/medium business (SMB), research and academic institutions or professional studio environments (movie animation, music production, etc.). The 14U space supports any combination of standard rack mount servers or equipment in a compact form factor offering ease of maintenance and flexibility for different IT applications.

The CSE-RACK14U Mini Rack Cabinet's desk-height design (30.64" H) features security, mobility and options for sound dampening to reduce overall system noise levels. Its sleek and compact design makes it suitable for customers seeking IT solutions for dynamic office environments.

Key Features:

- 14U Rack Units, supports 19" rackmount servers with regular square mounting holes
- Ideal for office environments – 30.64 inches high, same height as regular office furniture
- Lockable front door, provides extra security for IT facilities
- Mobility – Casters with brakes, easy to move
- Stability – Supporting posts on the four corners
- Detachable "front door" design, easy for maintenance
- Reusable and environmentally friendly shipping box



Optional Parts:

Optional Parts	Descriptions
MCP-670-00001-0N	14U rack front door filter
MCP-670-00002-0N	14U rack cable management kit
MCP-670-00003-0N	14U rack noise muffler
MCP-670-00004-0N	14U rack rear door

Mobile Racks

*High Performance, Scalability & Flexibility
for Next Generation Enterprise
Server/Storage Solutions*



SAS/SATA



SAS/SATA



SAS/SATA

Model Part#	CSE-M28E1	CSE-M28E2	CSE-M14T
Occupancy	2 x 5.25" drive bays	2 x 5.25" drive bays	1 x 5.25" drive bays
Capacity	8 x 2.5" hot-swap SAS/SATA hard drives	8 x 2.5" hot-swap SAS/SATA hard drives	4 x 2.5" hot-swap SAS/SATA hard drives
Expander Card	LSI expander chip x1	LSI expander chip x2	N/A
Cooling Subsystem	80mm exhaust fan	80mm exhaust fan	40mm exhaust fan
System Monitoring	<ul style="list-style-type: none"> Overheat LED & alarm Drive activity LED 	<ul style="list-style-type: none"> Overheat LED & alarm Fan failure & alarm Drive activity & failure LED 	<ul style="list-style-type: none"> Overheat LED & alarm Drive activity LED
Dimensions	5.8"W x 3.4"H x 8.7"H (147mm x 88mm x 220mm)	5.8"W x 3.4"H x 8.7"H (147mm x 88mm x 220mm)	5.8"W x 1.6"H x 7.9"H (147mm x 40mm x 200mm)
Gross Weight	6 lbs	6 lbs	4 lbs



SCSI & SATA



SCSI & SATA



SCSI & SATA



SCSI & SATA

Model Part#	CSE-M35S	CSE-M35T-1/CSE-M35TQ	CSE-M34S (CSE-031)	CSE-M34T
Occupancy	3 x 5.25" drive bays	3 x 5.25" drive bays	3 x 5.25" drive bays	3 x 5.25" drive bays
Capacity	5 x 3.5" hot-swap SCA U320/160 hard drives with SAF-TE built-in	5 x 3.5" hot-swap SAS/SATA hard drives with SES2	4 x 3.5" hot-swap SCA Ultra320/160 hard drives	4 x 3.5" hot-swap SAS/SATA hard drives
Expander Card	N/A	N/A	N/A	N/A
Cooling Subsystem	90mm exhaust fan	90mm exhaust fan	90mm exhaust fan	90mm exhaust fan
System Monitoring	<ul style="list-style-type: none"> Fan fail detection LED & alarm Overheat LED indication alarm Drive fail alarm & indication Built-in termination 	<ul style="list-style-type: none"> Fan fail detection LED & alarm Overheat LED indication Drive activity LED 	<ul style="list-style-type: none"> Fan fail detection LED and alarm Overheat LED indication alarm Built-in termination 	<ul style="list-style-type: none"> Fan fail detection LED and alarm Overheat LED indication alarm Drive activity LED
Dimensions	5.8"W x 5"H x 9.7"H (147mm x 127mm x 246mm)	5.8"W x 5"H x 9.7"H (147mm x 127mm x 246mm)	5.8"W x 5"H x 9.7"H (147mm x 127mm x 246mm)	5.8"W x 5"H x 9.7"H (147mm x 127mm x 246mm)
Gross Weight	7.5 lbs	7.5 lbs	6.8 lbs	6.8 lbs

Networking Adapters / HBA & SAS RAID Cards

Faster Networks for Increased Computing Demands

Supermicro's Networking Adapters can help improve network throughput as well as application performance through features that help you maximize the use of your network bandwidth and offload CPU resources. Maximum performance means eliminating bottlenecks between the CPU, end-user applications, and network access. A solution characterized simply as end-to-end throughput computing, Ethernet Adapters interface with the Supermicro UIO motherboard through a PCI Express UIO slot. This maximizes the I/O bandwidth of the multiple ports Ethernet connectivity. The dedicated input/output connections of the PCI-E ensure priority performance on each port without bus-sharing.



Model	AOC-UINF-M2	AOC-UTG-i2	AOC-UG-i4	AOC-PG-i2+	AOC-EXP9502FXSR
Description	UIO Low-profile dual-port InfiniBand 20Gb Card	UIO full-height dual-port 10GbE card	UIO full-height quad-port 1GbE card	Proprietary low-profile dual-port 1GbE card	Standard low-profile dual-port 10GbE card
Interface	PCI-E x8 2.0	PCI-E x8	PCI-E x8	PCI-E x8	PCI-E x8
Port	2 CX4 ports	2 CX4 ports	4 RJ45 ports	2 RJ45 ports	2 XFP ports
Speed	20 Gigabit/port	10 Gigabit/port	1 Gigabit/port	1 Gigabit/port	10 Gigabit/port
Controller	Mellanox® ConnectX DDR	Intel® 82598EB	2 x Intel® 82571EB	Intel® 82576EB	Intel® 82598EB
Compatible Motherboards	X8DTU-F, X8DTN+, X8DTW-3F, H8DMU, H8SMU, and more...			X8DTU, X8DTU-F (require RSC-R1UU-E8PR)	All motherboards with a PCI-E x8 slot
Compatible Servers	6016T-NT(R)F, 1026T(R)F, 6016T-3RF, 6026T-NTR+, 6026T-URF, 7046T-NTR+, 1021M-UR+, 1011M-UR, 1011M-Ni, 2021M-UR+, 1026T-NTF, 1026T-NTRF, 6016T-U(R)F, and more...			6016T-NT(R)F, 1026T-U(R)F (require RSC-R1UU-E8PR)**	All servers with PCI-E low-profile or full-height expansion slot

HBA and SAS RAID Cards

Model	Type	Controller/IOP	SAS Port	RAID	Onboard Cache
AOC-USAS-L8i	UIO	LSISAS 1068E	8 ports, 3Gb/s per port 8 Internal	IT/HBA Mode	-
AOC-USASLP-L8i*	UIO	LSISAS 1068E	8 ports, 3Gb/s per port 8 Internal, Low Profile	IT/HBA Mode	-
AOC-USAS-L4i	UIO	LSISAS 1068E	8 ports, 3Gb/s per port 4 Internal, 4 External	RAID 0, 1, 10	-
AOC-USAS-L4iR	UIO	LSISAS 1068E	8 ports, 3Gb/s per port 4 Internal, 4 External	RAID 0, 1, 5, 10	-
AOC-USASLP-H8iR*	UIO	LSISAS 1078	8 ports, 3Gb/s per port 8 Internal	RAID 0, 1, 5, 6, 10, 50, 60	512MB DDR2 on-card cache w/ battery back-up option
AOC-USAS-H8iR	UIO	LSISAS 1078	8 ports, 3Gb/s per port 8 Internal	RAID 0, 1, 5, 6, 10, 50, 60	256MB DDR2 on-card cache w/ battery back-up option
AOC-USAS-H4iR	UIO	LSISAS 1078	8 ports, 3Gb/s per port 4 Internal, 4 External	RAID 0, 1, 5, 6, 10, 50, 60	256MB DDR2 on-card cache w/ battery back-up option
AOC-USAS-S4i	UIO	Intel IOP348	8 ports, 3Gb/s per port 4 Internal, 4 External	RAID 0, 1, 10	128MB DDR2 on-card cache
AOC-USAS-S4iR	UIO	Intel IOP348	8 ports, 3Gb/s per port 4 Internal, 4 External	RAID 0, 1, 5, 6, 10, 50	256MB DDR2 on-card cache w/ battery back-up option
AOC-USAS-S8i	UIO	Intel IOP348	8 ports, 3Gb/s per port 8 Internal	RAID 0, 1, 10	128MB DDR2 on-card cache
AOC-USAS-S8iR	UIO	Intel IOP348	8 ports, 3Gb/s per port 8 Internal	RAID 0, 1, 5, 6, 10, 50	256MB DDR2 on-card cache w/ battery back-up option
AOC-USASLP-S8i*	UIO	Intel IOP348	8 ports, 3Gb/s per port 8 Internal, Low Profile	RAID 0, 1, 10	128MB DDR2 on-card cache
AOC-USASLP-S8iR*	UIO	Intel IOP348	8 ports, 3Gb/s per port 8 Internal, Low Profile	RAID 0, 1, 5, 6, 10, 50	256MB DDR2 on-card cache w/ battery back-up option
AOC-SAT2-MV8	Standard	Marvell Hercules-2	8 ports, 3Gb/s per port 8 Internal, Low Profile	HBA only	-
AOC-SASLP-MV8	Standard	Marvell Hercules-2	8 ports, 3Gb/s per port 8 Internal, Low Profile	HBA only	-


* Applies to 2U low-profile, 3U and 4U chassis.

Heatsinks

X8 DP



X8 UP



1U Passive CPU Heatsinks for DP and MP Motherboards

Part Number	SNK-P0017	SNK-P0028P	SNK-P0037P
Form Factor	1U, Passive	1U, Passive	1U, Passive
CPU Type	Intel® Xeon® Processor 5000 Series	Intel® Xeon® Processor 7000 Series	Intel® Xeon® Processor 5500 Series
Socket Type	LGA 771	mPGA 604	LGA 1366
Material	Copper Base / Copper Fins	Copper Base / Copper Fins / Heat Pipes	Copper & Aluminum Base / Aluminum Fins / Heat Pipes
Dimension	3.50"L x 3.11"W x 1.06"H	3.70"L x 2.64"W x 1.00"H	3.54"L x 3.54"W x 0.98"H
Mounting Method	Screw + Spring	Screw + Spring	Screw + Spring

1U Passive CPU Heatsinks for UP Motherboards

Part Number	SNK-P0016	SNK-P0016P	SNK-P0036
Form Factor	1U, Passive	1U, Passive	1U, Passive
CPU Type	Intel® Xeon® Processor 3000 Series, Core™ 2, and Pentium®	Intel® Xeon® Processor 3000 Series, Core™ 2, and Pentium®	Intel® Core™ i7 and Xeon® 3500 / 5500 Series
Socket Type	LGA 775	LGA 775	LGA 1366
Material	Copper Base / Copper Fins	Copper & Aluminum Base / Copper Fins / Heat Pipes	Copper Base / Aluminum Fins
Dimension	3.74"L x 3.74"W x 1.06"H	3.74"L x 3.74"W x 1.06"H	3.54"L x 3.54"W x 1.06"H
Mounting Method	Screw + Spring	Screw + Spring	Screw + Spring + Back Plate

X8 DP



2U(+) Passive CPU Heatsinks for DP and MP Motherboards

Part Number	SNK-P0018	SNK-P0025P	SNK-P0029P	SNK-P0038P
Form Factor	2U(+), Passive	2U(+), Passive	2U(+), Passive	2U(+), Passive
CPU Type	Intel® Xeon® Processor 5000 Series	Intel® Xeon® Processor 5000 Series	Intel® Xeon® Processor 7000 Series	Intel® Xeon® Processor 5500 Series
Socket Type	LGA 771	LGA 771	mPGA 604	LGA 1366
Material	Copper Base / Copper Fins	Copper & Aluminum Base / Aluminum Fins / Heat Pipes	Copper & Aluminum Base / Aluminum Fins / Heat Pipes	Copper & Aluminum Base / Aluminum Fins / Heat Pipes
Dimension	3.50"L x 3.11"W x 2.05"H	3.50"L x 3.11"W x 1.97"H	3.70"L x 2.64"W x 2.60"H	3.54"L x 3.54"W x 2.52"H
Mounting Method	Screw + Spring	Screw + Spring	Screw + Spring	Screw + Spring

X8 DP



X8 UP



Active CPU Heatsinks for DP Motherboards

Part Number	SNK-P0020A4	SNK-P0034AP4	SNK-P0040AP4
Form Factor	3U(+), Active	4U(+), Active	4U(+), Active
CPU Type	Intel® Xeon® Processor 5000 Series	Intel® Xeon® Processor 5000 Series	Intel® Xeon® Processor 5500 Series
Socket Type	LGA 771	LGA 771	LGA 1366
Material	Copper Base / Copper Fins with Aluminum Cover	Copper & Aluminum Base / Aluminum Fins w/ Aluminum / Heat Pipes	Copper & Aluminum Base / Aluminum Fins w/ Plastic Cover / Heat Pipes
Dimension	3.50"L x 2.99"W x 3.23"H	3.50"L x 3.15"W x 5.47"H	4.17"L x 3.94"W x 4.96"H
Mounting Method	Screw + Spring	Screw + Spring	Screw + Spring
Fan Location	Top	Side	Side


Active CPU Heatsinks for UP Motherboards

Part Number	SNK-P0015A4	SNK-P0032A4	SNK-P0035AP4	SNK-P0036A4
Form Factor	2U(+), Active	1U, Active	4U(+), Active	2U(+), Active
CPU Type	Intel® Xeon® Processor 3000 Series, Core™ 2, and Pentium®	Intel® Xeon® Processor 3000 Series, Core™ 2, and Pentium®	Intel® Xeon® Processor 3000 / 3500 / 5500 Series, Core™ 2, and Pentium®	Intel® Core™ i7 and Xeon® 3500 / 5500 Series
Socket Type	LGA 775	LGA 775	LGA 775 / 1366	LGA 1366
Material	Copper Base / Aluminum Fins / Steel Bracket	Copper Base / Copper Fins with Aluminum Cover	Copper & Aluminum Base / Aluminum Fins w/ Plastic Cover / Heat Pipes	Copper Base / Aluminum Fins / Steel Bracket
Dimension	3.54"L x 3.54"W x 2.56"H	3.98"L x 4.06"W x 1.10"H	4.17"L x 3.94"W x 4.96"H	3.54"L x 3.54"W x 2.68"H
Mounting Method	Push-in Pin	Screw + Spring	Screw + Spring	Screw + Spring + Back Plate
Fan Location	Top	Top	Side	Top

UIO Riser Cards


Rackmounted servers often need extra slots to expand the number of I/O cards that can be used in the system. UIO riser cards operate as extensions to the onboard PCI slots, which allows this expansion by providing a method of mounting add-in cards parallel to the UIO board rather than the traditional vertical mount as in full-size systems. This design will help to achieve smaller foot print solutions for a cost-effective approach.

Left Slot



Model Part#	CSE-RR1U-E16	RSC-R1UU-UAX	RSC-R1UU-E16	RSC-R1UU-UE8	RSC-R1UU-2E8	RSC-R1UU-2U	RSC-R1UU-AXE8	RSC-R1UU-UE16
Form Factor	1U	1U	1U	1U	1U	1U	1U	1U
Fit Type	PCI-E x16	Universal slot	Universal slot	Universal slot	Universal slot	Universal slot	Universal slot	Universal Slot
Output Type	PCI-E	1 UIO, 1PCI-X	1 PCI-E x16	1 UIO, 1 PCI-E x8	2 PCI-E x8	2 UIO	1 PCI-X, 1 PCI-E x8	1 UIO, 1 PCI-E x16
Speed Type	PCI-E x16	PCI-E x8, PCI-X 133/100/66 MHz	PCI-E x16	PCI-E x8	PCI-E x8	PCI-E x8	133/100/66 MHz, PCI-E x8	PCI-E x16
Compatible MB	X8DTL Series, X7QC3/E, H8SMi-2, H8QME-2+	PDSMU, X7DBU, H8SMU, H8DMU+, X7DWU, X7DCU, X7SBU						X8DTU
Compatible Chassis	SC811, SC812, SC813	SC815TQ-R650U/R450U/560U, SC812L-520U/280U						SC815TQ-R650U/R450U/560U (Rev: K)

Left Slot



Model Part#	RSC-R2UU-A2XE8	RSC-R2UU-UA3E8	RSC-R2UU-UAX	RSC-R2UU-A3XE8	RSC-R2UU-2U	RSC-R2UU-2E8	RSC-R2UU-UE8	RSC-R2UU-A4E8	RSC-R2UU-3E8G	RSC-R2UU-E8E16
Form Factor	2U	2U	2U	2U	2U	2U	2U	2U	2U	2U
Fit Type	Universal slot	Universal slot	Universal slot	Universal slot	Universal slot	Universal slot	Universal slot	Universal slot	Universal Slot	Universal Slot
Output Type	2x 133/100/66 MHz, 1x PCI-E x8	1 UIO, 3 PCI-E x8	1 UIO, 3 PCI-X	1 PCI-E, 3 PCI-X	2 UIO	2 PCI-E x8	1 UIO, 1 PCI-E x8	4 PCI-E x8	3 PCI-E x8	1 PCI-E 8, 1PCI-E 16
Speed Type	133/100/66 MHz, PCI-E x8	PCI-E x8	PCI-E x8, PCI-X 133/100/66 MHz	PCI-E x8, PCI-X 133/100/66 MHz	PCI-E x8	PCI-E x8	PCI-E x8	PCI-E x8	PCI-E x8	PCI-E 8 & PCI-E 16
Compatible MB	PDSMU, X7DBU, X7DWU, X7DCU, X7DGU, X7SBU, X8DTU, X8DTU-F, H8SMU, H8DMU+								X8DTU	X8DTU
Compatible Chassis	SC825TQ-R700U								SC825TQ-R 700U (Rev: K)	

Right Slot



Model Part#	RSC-R1UU-E8R+	RSC-R1UU-XR	RSC-R1UU-E8R	RSC-R2UU-2E8R	RSC-R2UU-X2E4R
Form Factor	1U	1U	1U	2U	2U
Fit Type	Universal slot	Universal slot	Universal slot	Universal slot	Universal slot
Output Type	1 PCI-E x4	1 PCI-X	1 PCI-E x8	2 PCI-E x8	1 PCI-X, 2 PCI-E x4 (in x8 slot)
Speed Type	PCI-E x4/8	133/100/66MHz	PCI-E x8	PCI-E x8	133/100/66MHz, PCI-E x4
Compatible MB	X7DWU, X7DCU, X7SBU, X7DBU, X7DGU, H8SMU, H8DMU+, PDSMU	X7DBU, X7DGU	X7DBU, X7DGU	X7DWU, H8DMU+	X7DGU, X7DBU
Compatible Chassis	SC815TQ-R650U/R450U/560U, SC812L-520U/280U	SC815TQ-R650U/R450U/560U, SC812L-520U/280U	SC815TQ-R650U/R450U/560U, SC812L-520U/280U	SC825TQ-R700U	SC825TQ-R700U

Riser Cards

Left Slot



Model Part#	RSC-R1UEP-2E8	CSE-RR1U-X	CSE-RR1U-EL	CSE-RR1U-E16	CSE-RR1U-ELi	CSE-RR32-1U	RSC-R1UEP-UE	RSC-R1UXE-HT1
Form Factor	1U	1U	1U	1U	1U	1U	1U	1U
Fit Type	X7DBX-8/i	PCI-X	Universal PCI	PCI-E x16	Universal for PDSM _i , PDSM _i +, X7SB _i	PCI-32	SEPC-E12 (X7DBX-8/i)	PCI-X + HT (H8DSL-HT _i)
Output Type	2 PCI-E	PCI-X	PCI-E	PCI-E	PCI-E	PCI-32	PCI-E	HT-HTX
Speed Type	2 PCI-E x8	133/100/66/33MHz	PCI-E x8	PCI-E x16	PCI-E x8	33MHz	PCI-E x8	HT-HTX
Position	Left slot	Left slot	Left slot	Left slot	Left slot	Left slot	Left slot	Left slot
Chassis	SC819	SC811, SC812, SC813, SC814, SC815	SC811, SC812, SC813, SC814, SC815	SC811, SC812, SC813	SC811F, SC512F, SC513F	SC813, SC512, SC812, SC811	SC819	SC813, SC812

Left Slot



Model Part#	RSC-R1UEP-A2X	CSE-RR1U-E8	RSC-RR1U-32L	CSE-RR1U-Xi	RSC-RR1UE-AXL	RSC-RR1U-EHT	RSC-RR1U-HT
Form Factor	1U	1U	1U	1U	1U	1U	1U
Fit Type	X7DBX-8/i	PCI-E x8	PCI-32 for PDSM _L , X7SB _i LN2+/LN1+	Universal for PDSM _i , PDSM _i +, X7SB _i	PCI-E x8	PCI-E x8	PCI-E x8
Output Type	2 PCI-X	PCI-E	PCI-32	PCI-X	PCI-X	PCI-E x8 + HT	PCI-E x8 + HT
Speed Type	133/100/66/33MHz	PCI-E x8	33MHz	133/100/66/33 MHz	133/100/66/33 MHz	PCI-E	PCI-E
Position	Left slot	Left slot	Left slot	Left slot	Left slot	Left slot	Left slot
Chassis	SC819	SC811, SC812, SC813, SC818+	SC811, SC512, SC513, SC813M	SC811F, SC512F, SC513F	SC818	SC818+	SC818+

Right Slot



Model Part#	CSE-RR1U-XLP	CSE-RR1U-XR	CSE-RR1U-ELP	CSE-RR1U-ER	RSC-R2UXE-XE8R	RSC-R2UE-2E4R
Form Factor	1U	1U	1U	1U	2U	2U
Fit Type	PCI-X	PCI-X	Universal SXB-C	Universal SXB-E	Universal SXB-E	PCI-E x8
Output Type	PCI-X low-profile	PCI-X full-size	PCI-E	PCI-E	1 PCI-X, 1 PCI-E	2 PCI-E
Speed Type	133/100/66/33MHz	133/100/66/33MHz	PCI-E x8 low-profile	PCI-E x8 low-profile	133MHz & PCI-E x8	2 PCI-E x4
Position	right slot	right slot	right slot	right slot	right slot	right slot
Chassis	SC812, SC813, SC815	SC814, SC816, SC819	SC812, SC813, SC815	SC814, SC816, SC819	SC825RC2, SC826RC2	SC825RC2, SC826RC2

Left Slot



Model Part#	RSC-R2UXE-X2E8	CSE-RR2U-X33	CSE-RR2UE-AX	RSC-R2UE-A3E8
Form Factor	2U Passive Riser	2U Passive Riser	2U Active Riser	2U Active Riser
Fit Type	Universal SXB-E	PCI-X	PCI-E x8 with SEPC	PCI-E x8 with SEPC
Output Type	1 PCI-X & 2 PCI-E	2 slots PCI-X	3 slots PCI-X	3 slots PCI-E x8
Speed Type	133MHz & 2 PCI-E x8	133/100/66MHz	133/100/100MHz	PCI-E x8
Position	left slot	left slot	left slot	left slot
Chassis Type	SC825RC2, SC826RC2	SC823	SC825RC, SC826RC, SC823	SC825RC, SC826RC, SC823

IPMI (Server Remote Management)



	AOC-SIMLP-3(+)	AOC-SIMLP-B(+)	AOC-SIMSO(+)	AOC-SIM1U(+)	AOC-SIMLC(+)
Description	IPMI 2.0 with virtual media over LAN & dedicated LAN & 3rd Data LAN port	IPMI 2.0 with virtual media over LAN & dedicated LAN	IPMI 2.0 with virtual media over LAN & dedicated LAN	IPMI 2.0 with virtual media over LAN & dedicated LAN	IPMI 2.0 with virtual media over LAN
Connector on Card	Dedicated LAN & 3rd Data LAN ports	Dedicated LAN	Mini USB w/8" cable for dedicated LAN*	Mini USB w/8" cable for dedicated LAN*	-
Dimensions	5.1" x 2.7"	5.1" x 2.7"	2.7" x 1.7"	4.6" x 1.3"	4.6" x 1.3"
(+): Optional Advanced Features	KVM-over-LAN	KVM-over-LAN	KVM-over-LAN	KVM-over-LAN	KVM-over-LAN
Optimized Chassis	2U and above	2U and above	1U and above	1U and above	1U and above
Bracket	Standard & low-profile	Standard & low-profile	Standard & low-profile*	Standard & low-profile*	-

*For + revision only.



	SIMSO-HTC	SIMLC-HTC	AOC-SIM1U-3B(+)	AOC-SIM1U-3D	AOC-SIM1U-3B(+) with AOC-SIM1U-3D
Description	IPMI 2.0	IPMI 2.0	IPMI 2.0 with virtual media over LAN	Dedicated LAN & 3rd Data LAN ports (works in conjunction with AOC-SIM1U-3B(+)) - See figure above)	
Connector on Card	-	-	PCI-E x8 (for AOC-SIM1U-3B only)	-	
Dimensions	2.7" x 1.7"	4.4" x 1.3"	4.4" x 1.3"	3.2" x 2.4"	
(+): Optional Advanced Features	No KVM	No KVM	KVM-over-LAN	-	
Optimized Chassis	1U and above	1U and above	SC814, SC816, SC819	SC814, SC816, SC819	
Bracket	-	-	-	-	

IPMI 2.0 for Xeon 800/533/400 MHz FSB & Pentium D/ Pentium 4 1066/800/533 MHz FSB



	AOC-LPIPMI-LANG	AOC-LPIPMI	AOC-1UIPMI-B	AOC-IPMI20-E	AOC-1UIPMI-LANG
Description	Low-profile IPMI 2.0 with 3rd LAN	Low-profile IPMI 2.0	1U IPMI 2.0	IPMI 2.0	Intel® 82541 Gigabit LAN controller (works in conjunction with AOC-1UIPMI-B)
Fit Type	2U and above	2U and above	1U	SO socket	-
Key Features	IPMI over LAN	IPMI over LAN	IPMI over LAN	IPMI over LAN	-
Dimensions	5.1" x 2.8"	5.1" x 2.8"	5.2" x 1.4"	2.5" x 1.97"	4.5" x 2.4"
3rd LAN Option	3rd LAN port included	-	AOC-1UIPMI-LANG	-	-

SuperDoctor® III Server Management

System Information

Health Monitoring

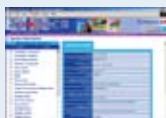
Performance Monitoring

Remote Control

Administration

Systems Management

Local GUI Management










Front Bezels







1U LCD Bezel Key Features:

- . Compatible with SC813, SC813M, SC815, SC816 series
- . 6 Function buttons (Up, Down, Left, Right, Select, Cancel)
- . 2-lines x 16-character backlit LCD
- . USB interface (no extra driver required)
- . User programmable (Linux & Windows programming library provided)
- . Requires removal of floppy drive to install LCD bezel
- . Key lock for security





Model Part #	MCP-210-00007-02	MCP-210-00007-01
1U Rackmount		
Compatible Chassis	SC813, SC813M, SC815 Series	SC813, SC813M, SC815 Series
Model Part #	CSE-PTFB-813	CSE-PTFB-813LB
1U Rackmount		
Compatible Chassis	SC813, SC813M, SC815, SC818 Series	SC813, SC813M, SC815, SC818 Series
Model Part #	CSE-PTFB-813-02	CSE-PTFB-813-02B
1U Rackmount		
Compatible Chassis	SC813, SC813M, SC815, SC818 Series	SC813, SC813M, SC815, SC818 Series
Model Part #	CSE-PTFB-812L	CSE-PTFB-812B
1U Rackmount		
Compatible Chassis	SC812 Series	SC812 Series
Model Part #	CSE-PTFB-820	CSE-PTFB-820B
2U Rackmount		
Compatible Chassis	SC823 Series	SC823 Series
Model Part #	MCP-210-82503-0B	MCP-210-82601-0B
2U Rackmount		
Compatible Chassis	SC825 Series	SC826, SC213, SC216, SC827 Series
Model Part #	MCP-210-83501-0B	MCP-210-83601-0B
3U Rackmount		
Compatible Chassis	SC835 Series	SC836 Series
Model Part #	MCP-210-84601-0B	
4U Rackmount		
Compatible Chassis	SC846/SC848 Series	

Power Supply Solutions



Model	PWS-865-PQ	PWS-465-PQ	PWS-303-PQ	PWS-721P-1R
Total Output Power	865W	465W	300W	720W
Input	100-240Vac / 50-60hz	100-240Vac / 50-60hz	100-240Vac / 50-60hz	100-240Vac / 50-60hz
Form Factor	Extended ATX, PS2	Standard ATX	Standard ATX	1U
Dimension (L x W x H) cm	18.5 x 15 x 8.6	14 x 15 x 8.6	14 x 15 x 8.6	36 x 7.6 x 4
Output Type*	24 Pin ATX Cable Output	24 Pin ATX Cable Output	24 Pin ATX Cable Output	Backplanes Available
Redundant	No	No	No	Yes
I2C Remote Monitoring	SMbus	N/A	N/A	PMbus
+5V	30A	20A	20A	59A
+12V	70A	35A	12V1 11A, 12V2 11.5A	-
+3.3V	30A	15A	16A	-
5VSB	6.5A	3A	2A	3A
-12V	1A	.5A	.15A	-
Application	Workstation, Server, Gaming Machine, Desktop			High Performance, Storage, Networking
Efficiency				



Model	PWS-562-1H/1H20	PWS-201-1H	PWS-652-2H	PWS-401-2H
Total Output Power	560W	200W	650W	400W
Input	100-240Vac / 50-60hz	100-240Vac / 50-60hz	100-240Vac / 50-60hz	100-240Vac / 50-60hz
Form Factor	1U	1U	2U	2U
Dimension (L x W x H) cm	28 x 7.6 x 4	19.2 x 7.6 x 4	30 x 10.6 x 8.32	30 x 10.6 x 8.32
Output Type*	20 or 24 Pin ATX Cable Output	20 Pin Cable Output	24 Pin ATX Cable Output	24 Pin ATX Cable Output
Redundant	No	No	No	No
I2C Remote Monitoring	SMbus	N/A	SMbus	N/A
+5V	15A	8A	30A	32A
+12V	46.5A	16A	54A	30A
+3.3V	15A	8A	25A	25A
5VSB	2A	2A	4A	4A
-12V	.5A	.5A	.5A	.5A
Application	High Availability Server, Datacenter, Networking			
Efficiency				

* Consult website for all cable output connectors.

With advanced in-house design building blocks and uncompromising quality control, Supermicro's expert engineers have created a wide range of high-performance, high-reliability, and cost-effective solutions. Supermicro's first-to-market offerings provide fully optimized functionality, compatibility and a system integration "quality guarantee" for mission-critical applications. To ensure customers peace of mind, all of Supermicro's Server Building Block Solutions® must pass a strict validation process, and our "one-stop shop" capability will assure their business success.

The Most Extensive Server Building Block Product Line in the Industry

Supermicro's engineering expertise has produced more than 250 Xeon®/Pentium®-based serverboards and over 500 optimized chassis. With these state-of-the-art Server Building Block Solutions® and outstanding technical support, customers can be assured of the industry's best, most optimized solutions for their IT problems. They will be much better able to ramp up their business quickly and successfully with a reduced total cost of ownership.

Quad-Core/Dual-Core Xeon® processor 5500/3500 series (Nehalem) Solutions

Supermicro's industry-leading line of Quad Core/Dual-core Xeon® processor 5500/3500 series (Nehalem) based Building Block Solutions® feature the latest Intel components and technologies. These multi-core based solutions are loaded with features and engineered to perform with minimal power.

SAS2: Advanced Storage Technology

Supermicro's SAS2 (Serial Attached SCSI) products provide superior performance, advanced scalability, better compatibility, and a zero price premium when compared to SAS1 solutions. The second-generation SAS2 link speed doubles the data transfer rate to 6.0Gbps and is backward compatible with SAS1.

Advanced Power Saving Components

Supermicro's motherboards utilize high-end components such as high-efficiency VRMs optimized to reduce energy consumption. Their energy-efficient designs make Supermicro an industry leader in performance-per-watt and per-dollar.



93%+ Peak Power Supply efficiency Designed for Power Savings & Environmental Protection

Supermicro has mastered the power supply design challenge to produce high-quality, high-performance solutions with peak efficiency ratings of 93% and higher. This makes Supermicro systems the leading green standard for server chassis solutions.

100% Redundant Cooling Systems

With their patented 100% redundant cooling designs, Supermicro systems can run continuously at their full potential, even when a fan failure occurs. With expertly engineered high-performance fans and unique air shrouds, Supermicro offers dramatically reduced downtime due to thermal issues.



Supermicro is RoHS Compliant

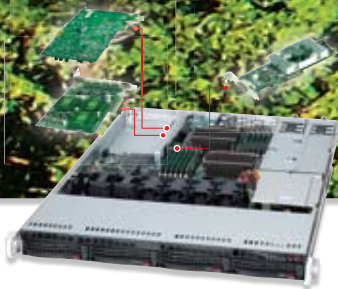
Supermicro is proud to rally a migration to earth-friendly server products that contain minimal amounts of hazardous substances. With the RoHS Directive changing the electronics industry worldwide, Supermicro produces environmentally safe products that meet or exceed RoHS requirements.

The Industry's Broadest Selection of Optimized Server Systems

Supermicro's server systems are carefully designed with our Server Building Block Solutions® to provide the ultimate in performance, efficiency and improved TCO. With the industry's broadest variety of advanced technology server systems, Supermicro has the best solution for every IT need.

SUPERMICRO[®]

We Keep IT Green[™]



UIO (Universal I/O)
3 Add-on Cards in 1U



**OfficeBlade[™] &
DatacenterBlade[™]**



2U Twin²[™]
4 DP Nodes in 2U; 375 GFLOPS/kW

Headquarters:

Super Micro Computer, Inc.
980 Rock Ave.
San Jose, CA 95131, USA
Tel: +1-408-503-8000
Fax: +1-408-503-8008
E-mail: Marketing@Supermicro.com

European Branch:

Super Micro Computer, B.V.
Het Sterrenbeeld 28, 5215 ML,
's-Hertogenbosch, The Netherlands
Tel: +31-73-640-0390
Fax: +31-73-641-6525
E-mail: Sales@Supermicro.nl

Asian Branch:

Super Micro Computer, Inc.
4F, No 232-1, Liancheng Rd., Chung-Ho
235, Taipei County, Taiwan ROC
Tel: +886-2-8226-3990
Fax: +866-2-8226-3991
E-mail: Support@Supermicro.com.tw

www.supermicro.com

© Super Micro Computer Inc. Specifications subject to change without notice. All other brands and names are the property of their respective owners. All logos, brand names, campaign statements and product images contained herein are copyrighted and may not be reprinted and/or reproduced, in whole or in part, without express written permission by Supermicro Corporate Marketing.



MKT-0001-04/2009-1.0