



# Orchidaceae

## October 12, 2015

### Webinar by Fred Clarke

### Catasetums: Growing and Loving!

Fred Clarke started Sunset Valley Orchids in 1995 as a natural outgrowth of a hobby that began 27 years earlier. Sunset Valley Orchids is a "boutique" style nursery dedicated to providing excellent customer service and breeding superior orchid hybrids for the orchid enthusiast. His nursery provides unique hybrids and species in several genera including Cattleya, the Catasetinae, Paphiopedilum, Australian native Dendrobiums and a few others in limited numbers like Sarcochilus, Zygopetalum and Stanhopea. Fred is an accredited AOS judge. Orchids from Sunset Valley Orchids have received hundreds of AOS awards, including 8 that have received the highest honor, the First Class Certificate.

Fred is a popular speaker on many orchid subjects and travels extensively around the United States, Canada, Australia, New Zealand, South Africa and Latin and South America.



***The Orchid Trail will be selling Catasetums.***

***Robin and Josh Gurlitz will be providing refreshments.***

### Dinner

5:30 pm - before the meeting at Carrabba's Italian Grill

5312 New Hope Commons Drive, Durham, across from New Hope Commons Shopping Center at the intersection of I-40 and US 15/501.

Please contact Alan Miller if you plan on attending the dinner. (919) 969-1612

### Inside this issue:

October Speaker	1
Introduction to Catasetinae	2
Meeting minutes	3
Show Table Plants	4&5
September Speaker: Clark Riley: 10 Ways to Kill your Orchid	6&7
News: TOS Auction	8
Keiki Club	9
Future Events: TOS Orchid Show	10
Others	11
Catasetinae Meeting Agenda	12
Future Meetings	
Miniature Orchids Map and directions to Sarah P. Duke Gardens	13

The Triangle Orchid Society meets at the Sarah P. Duke Gardens  
420 Anderson St.  
Durham, NC

The Second Monday of the Month  
at 7:30 pm

[TriangleOrchidSociety.org](http://TriangleOrchidSociety.org)



### Catasetinae: Something for Everyone

**Family:** Orchidaceae; **Subfamily:** Epidendroideae; **Tribe:** Cymbidiaceae; **Subtribe:** Catasetinae

**Colors:** All but blue; **Patterns:** stripes, spots, solids

**Size:** Large and small

**Flower:** Male, Female, Hermaphrodite

**Origin:** Mexico to Argentina

**Culture:** Deciduous, no water in winter

**Hybrid crosses** can be made with combinations of the following:

• **Inside Subtribe Catasetinae**

Catasetum (Ctsm.), Cycnoches (Cyc.), Clowesia (Cl.), Mormodes (Morm.)

• **Outside Subtribe Catasetinae, Inside Tribe Cymbidiaceae**

Galeandra (Gal.), Ansellia (Aslla.), Grammatophyllum (Gram.)

Cycnoches Species and Hybrids, Supplement to Orchids, AOS, October 2012.




Catasetum hybrid 1



Cycnoches Hybrid 2



FredClarkara (Ctsm x Cl x Morm) 5



Clowesetum (Ctsm x Cl) 3



Clowesia 4




Catasetum Hybrid 6



Clowesia Hybrid 7



Catamodes (Ctsm x Morm) 8



Cyclodes (Cl x Cyc x Morm) 9



Mo (Cl x Morm) 10

#### Sunset Valley Orchids, Fred Clark (a few examples from hundreds )

[1] Ctsm. Frilly Doris x Ctsm. Voodoo Dragon '1'

[2] Cyc. (Cycnoches) Martha Clark

[3] Clo. (Clowesetum) Pierre Couret 'Bloody Right'

[4] Cl. Jem's Speckled Russ x Ctsm. Karen Armstrong 150128

[5] Fdk. (FredClarkara) After Dark 'SVO Black Cherry'

[6] Ctsm. Chuck Taylor x Ctsm. kleberianum 150819

[7] Cl. Rebecca Northen 'Grapefruit Pink' (1)

[8] Ctmds. Dragon's Tail 'Wow'

[9] Cld. Jumbo Freedom 'SVO' AM

[10] Mo. (Mormodia) Jumbo Ruby



**TOS Officers and  
Board Members  
2015**

**OFFICERS**

**President**

Nancy Harvey (919) 401-4533  
ntrharvey@gmail.com

**Vice President**

**Program Chairman**

Sidney Cox (919) 489-7173  
sidney269@earthlink.net

**Secretary**

Vacant

**Treasurer**

Anne Williams (919) 493-1727  
annewilliams1973@hotmail.com

**BOARD OF TRUSTEES**

**At Large Trustees: 2015**

Suzanne Hens (919) 452-5545  
sciftan@yahoo.com

Harry Gallis (919) 564-0007  
harry.gallis@frontier.com

**At Large Trustees: 2016**

Pei-fen Liu (919) 683-3066  
peifenliu@earthlink.com

Kelly Nipp (315) 212-3052  
klnipp07@gmail.com

**At Large Trustees: 2017**

Stephen McAllister  
tack2west@yahoo.com

Sarah Patterson  
sarahncsu@gmail.com

**September 14, 2015 Membership Meeting Minutes**

The September 14, 2015 membership meeting of the Triangle Orchid Society, Inc. was called to order at 7:30 p.m. by Nancy Harvey, TOS President. Guests and new members were welcomed. Approximately 25 people attended the meeting. The minutes of the August 10, 2015 membership meeting were approved. Nancy Harvey attended the Welcome Table and sold raffle tickets. Everyone was encouraged to purchase raffle tickets at \$1 each, or 6 for \$5.00.

Members were reminded of the upcoming shows and were asked to volunteer at the NC State Fair and the TOS November Orchid Show.

Sidney Cox, TOS Vice President, introduced the speaker, Clark Riley who spoke on the construction engineering of his top-end greenhouse. Clark brought some plants and orchids to sell and donated his extra raffle tickets to a new grower. Paul Feaver and Harry Gallis led an excellent show table discussion.

The Jack Webster Award Plants were as follows.

Greenhouse Grown:

1<sup>st</sup> Place: *Bratonia* Dark Star 'Darth Vader' AM/AOS, grown by Ralph Belk III

2<sup>nd</sup> Place: *Dendrobium taylorii* & *Dendrobium uniforme*, grown by Harry Gallis

3<sup>rd</sup> Place: *Dendrobium affine* 'Raleigh's First' HCC/AOS, grown by Harry Gallis

Non-Greenhouse Grown:

1<sup>st</sup> Place: *Oncidium coloratum*, grown by Charles Walker

2<sup>nd</sup> Place: *Bulbophyllum moniliforme*, grown by Charles Walker

3<sup>rd</sup> Place: *Abdominea minimiflora* 'Tawny Belle' CBR/AOS, grown by Charles Walker

The meeting was adjourned at 9:30 pm. Meeting minutes were submitted by Suzanne Hens.



**September 2015**

**Jack Webster**

**Awards**

**Greenhouse Grown**

**2<sup>nd</sup> Place:** *Dendrobium taylorii* &  
*Dendrobium funiforme* on the same mount  
grown by Harry Gallis



**1<sup>st</sup> Place:** *Bratonia* Dark Star 'Darth Vader'  
grown by Ralph Belk III



**3<sup>rd</sup> Place:** *Dendrobium affine* 'Raleigh's First'  
grown by Harry Gallis

Thanks are given to Alan Miller for providing beautiful photos.

**September 2015  
Jack Webster Awards  
Non-Greenhouse Grown**

**2<sup>nd</sup> Place:** *Bulbophyllum moniliforme*  
grown by Charles Walker



**1<sup>st</sup> Place:** *Oncidium coloratum*  
grown by Charles Walker



**3<sup>rd</sup> Place:** *Abdominea minimiflora* 'Tawny Belle'  
grown by Charles Walker



September 14, 2015

## Clark Riley: Ten Surefire Ways to Kill your Orchids

Clark said that he likes to grow “weird” stuff! He has been growing tropical plants for over fifty years, and includes orchids in his collection. While orchids are not his primary focus, he is obviously very knowledgeable about them. Best of all, he has a sense of humor about the process! He provided ten sure fire ways to destroy a collection.

10) Not labeling your orchids: Clark states it is critical to label your plants so you will know exactly what you have/are getting. Many of the big box stores have no identifying labels in their pots. While they may include a very generic tag identifying the plant as a Phalaenopsis and recommend watering by dropping several ice cubes into the pot, they will not provide a registered name. They do this calculating that many buyers will not appreciate the value of a name and would, in all likelihood, throw the label away. These unsophisticated shoppers do not enter their orchids into shows and are prepared to throw the plant away once the blooms fade. This shaves the grower a lot of money. However, serious growers like to know where their plant comes from, what color it will be, what it should look like when it blooms, but most critically what culture the plant needs in order to thrive and rebloom. Clark pointed out that labels are fairly cheap. A bundle of 100 costs roughly \$5.00, or approximately two cents apiece. Most are plastic and are long lasting, though they will degrade with exposure to sunlight over time. To avoid your identifying information from washing off, Clark reminded us to use a Sharpie or a No 2 pencil when writing on your tag. He also pointed out that there are now labels available that come in sheets that can be printed using your home printer. The writing is legible plus you can add an infinite amount of information per side.

9) Not setting seeds on special plants: Orchid growers often joke that once awarded, a prize winning plant will turn up its toes and die – often within weeks and for no discernible reason! Clark recommends hand pollinating at least one flower of any exceptional plant. Admittedly, not everyone is set up to grow flasks or even compots. Clark recommends using a commercial service to harvest the seeds and produce the flasks if you are into hybridizing. For the rest of us, simply dividing a special plant and sharing that with a friend helps to ensure the survival of that very special plant.

8) Not giving your orchids a summer vacation: Clark recommends putting your plants outdoors during the summer months. He points out that plants are more likely to bloom after exposure to the outdoors. He points out that they thrive on the constant natural air movement as well as the natural light. Some are dependent upon the natural rise and fall of nighttime temperatures, as well as hours of light and darkness, in order to flower. Just beware of bringing unwanted guests into the house when you bring the plants back into the house in the fall. Many bugs and insects can hide in the medium and you won't know they are there until they've chewed through the roots, or emerged during the night and amputated a bud or two.

7) Worrying about fertilizing: Clark pointed out that in nature, most orchids receive very little nutrition in situ. Clark feels that most of us worry far too much about which fertilizer to use, and that we should just settle for the old adage 'weekly/weakly'. He states that most of us fertilize too much and then wonder why we have brow leaf tips

6) Not repotting often enough: Clark points out it is very simple -- if your plants are not repotted they ultimately will die. He recommends repotting most of your plants at the same time to ease the work load. This may not work for everyone, but he suggests setting up in a convenient location and having pots and other essential materials close by and easily accessible. And don't forget the tags! Remember that most orchids do well in undersized pots.

5) Letting the bugs go too long: Keeping insects under control means inspecting plants regularly, and not waiting to treat plants once bugs are found. The growth cycle of most predators is only a matter of days. They go from egg to mature adult and restart the cycle again, often in ten days or less. Waiting to spray until next weekend, or



even the next day, gives the bugs a head start and can be fatal to your plant(s). There are a number of different sprays available. If you are dealing with scale, Clark recommends a growth regulator, such as DISTANCE which causes the larvae to pupate prematurely. It is very expensive, but the recommended amount used is minimal, thereby reducing the cost. Another popular product is ENSTAR which prevents pupating. SAFARI is another product that is also effective on mealybugs as well as scale. If only one or two plants are affected, Bayer's Rose and Garden can be very effective. You can also use the various oil based "soaps" such as Neem oil or even a weak solution of Murphy's soap, which works by smothering insects and larvae.

4) Not enough light: Plants need light for photosynthesis. If the foliage on your plants is a very dark green, your plant is probably not getting enough light and your plant will not bloom. You can correct this by putting the plant under regular fluorescent lights, or grow lights. You can also use blue or red fluorescents or even LEDs, but they are more expensive than fluorescents. Clark states that LEDs are cost effective as they are longer lasting. If you set up a system of lights, be sure to put them on a timer to regulate the hours of light the plants receive. Plants vary in the number of light hours they require to bloom so do your homework! Because plants reach for light, it is safe to put plants within inches of both LED and fluorescent bulbs. This produces shorter, stockier plants, but they will have light olive green foliage, basically a healthy plant.

Clark recommended using aircone pots that are specifically designed for growing under lights. They work well for most species, but are especially effective for Paphs. The pots are square so they pack efficiently into trays. The slits in the side and bottom of the pots keeps them well aerated and the translucent plastic allows you to see the roots and the media as it's starting to break down.

3) Not enough air: In nature most orchids grow in a natural breezy environment with constant air flow. Those that live in trees get constant air movement. Rain water that lands on foliage is constantly being evaporated. One of the most common errors made by hobbyists is to water late in the day and to not provide enough time for foliage to dry off as evening temperatures drop. This often leads to bacterial infections which can damage or even kill plants. Air movement across foliage ensures that water is evaporated and leaves are dry.

2) Not paying attention to water quality: There are chemicals in tap water that are notably absent in rainwater. Often these chemicals are detrimental to plants, causing foliar damage, bud blast or root shriveling. Phrags are especially sensitive to tap water, they simply cannot tolerate it. Clark likes to collect rain water and recommends storing it in metal containers or heavy duty contractor bags. He noted that a standard kiddie pool, available at any discount store can easily hold up to 100 gallons of good rain water. He did point out that when collecting rain water it is important to not collect the first flush. There are air borne pollutants that generally wash out after a brief time, after which the rain water is pure and suitable for plants. Another common mistake hobbyist make is to water with cold water as it comes out of the tap. Often in a greenhouse, the water is so cold it shocks the plants. Clark recommends heating the water just enough to take the edge off the cold water. Some hobbyists use an inline heater, others collect the water in black barrels which retain heat from the sun.

1) Not trying the orchid you really love: Clark points out orchids are no longer the perview of wealthy European nobility. They have come down in price and are readily available. They are no longer rare or limited. Clark states that with the reasonable cost of plants a hobbyist should feel no guilt when a plant dies and has to be discarded. He pointed out that it costs less to replace an orchid than it would cost to replace a favorite rose. If there is a particular orchid you love, Clark recommends throwing caution to the wind and just buying the plant when you find it. Then, learn everything you can about the plant and enjoy!

The above notes, given to the Sandhills Society, are in lieu of his talk presented to the Triangle Orchid Society on Building a 21st Century Greenhouse.



## TOS Fall Auction News

The Triangle Orchid Society Fall Auction was held on September 12, 2015 at Crabtree Lake Park. We enjoyed the food and fellowship, and we actually stayed dry during a 5-minute deluge. There was an abundance of orchids: seedlings from Carter and Holmes, donations for a silent auction, and a variety of large plants from the Jerry Broadwell collection. Although we had a small turnout, every orchid was sold. Those who were there picked up some great bargains. The auction was a success thanks to the generosity of Jerry Broadwell.



TOS holds spring and fall auctions, but if you missed out you have another chance this year at the December Holiday meeting. The auction is our biggest fundraiser and allows the society to remain solvent. Part of this year's proceeds will be used to host TOS's November "Fall for Orchids" Show. We thank many people for making this event possible. Ralph Sears and Harry Gallis for auctioning the plants with their entertaining personalities. Sarah Patterson, Kelly Nipp, and Steven McAllister who prepared the plants for auction. Nancy Harvey and Anne Williams who coordinated the event and served as our treasurer, respectively. A big thank you goes to all for bringing food for the potluck luncheon.





## September Keiki Club News

The September Keiki Club was hosted by Paul, this time by Paul Welty, a retired pediatrician, past Vice President of TOS, and Duke Gardens volunteer. Upon entering his large greenhouse, buoyant and cooler air was felt and our eyes were mesmerized with orchids everywhere. The center of the greenhouse was filled with benches of orchids and the perimeter was encased by hanging orchids; this allowed for good airflow throughout the tall-ceiling structure. He keeps his or-



chids in the greenhouse during the summer to protect them against pests and the excessive rainfall of our NC summers. It only takes about 15-20 minutes to water the hundreds of orchids using a watering wand. The cleanliness and organization of his greenhouse was impressive. He obviously learned a lot by volunteering at the Selby Botanic Gardens in Sarasota Florida. He has many clay pots, which I almost knocked over, that he sterilized by soaking in diluted bleach for 24 hours.



After being wowed by the many, varied orchids, we gathered in his screened-in porch and learned many caveats on orchid culture. Stories of orchid culture failures, by others of course, were instructive. Paul demonstrated the use of a virus detection kit to determine if an orchid is infected. He is an avid plantsman, which was evident by the landscaping around his house, including unusual specimens such as a bed overflowing with insectivorous plants.



There are many advantages of living in a wooded landscape near the Eno River. He showed us a newly discovered large patch of the native orchid, *Rattlesnake plantain*. Paul was a gracious host and made the morning memorable, instructive and delightful.





# FALL for ORCHIDS

## November 21-22, 2015

**Free Admission:**

**Saturday, 10am-5pm;**

**Sunday, 1-4pm.**

**Sarah P. Duke Gardens**

420 Anderson Street,  
Durham, North Carolina  
(Parking Fees may apply)

**An American Orchid Society Judged Show**

Enjoy beautiful exhibits with hundreds of blooming orchids.

**Informative Speakers and Workshops**

Learn how to grow orchids in your home, how to repot the orchid you already own, and get growing advice from experts.

**Orchid Plants and Growing Supplies for Sale**

Buy an orchid that will grow and thrive in your growing conditions. **Buy tickets for exciting raffle items!**



*Presented by the Triangle Orchid Society  
and Sarah P. Duke Gardens.*

**For more information, please visit:  
[www.triangleorchidsociety.org](http://www.triangleorchidsociety.org)**



Triangle Orchid Society Orchid Flower Exhibit  
NC State Fair 2014



## TOS

### NC State Fair Orchid Show

NC State Fair Grounds, Raleigh, NC  
October 16-25

### TOS Members Meeting

7:30 pm. Monday, October 12

Fred Clark Webinar:

“Catasetums, Growing and Loving”

Sarah P. Duke Gardens

402 Anderson St., Durham NC



### TOS Board Meeting

6:30 pm Monday, October 19

All TOS members are invited to attend.

Library at Sarah P. Duke Gardens

402 Anderson St., Durham NC



### TOS Monthly Show Committee Meeting

9:30 am Saturday, October 31

This month at home of Nancy Harvey

3502 Manford Dr., Durham NC

Phone: (919) 401-4533



### TOS “Fall for Orchids” Show

November 21 (10 am-5 pm) and

November 22 (1 pm to 4 pm)

Sarah P. Duke Gardens

402 Anderson St., Durham NC



Photos of members' orchids from the TOS September 14 meeting.



**HABITAT<sup>1</sup>:** Hot tropical areas, growth during rainy, summer months

**LIGHT:** Strong Summer

**TEMPERATURE:** 80-100 °F day; 60-65 °F night during summer

**WATER:** Heavy during growth, none outside growth

**HUMIDITY:** 40-60%

**Cycnoches crosses in Catasetinae subtribe<sup>2</sup>:**

Catanoches (Ctnchs.): Catasetum x Cycnoches

Clownoches (Clw.): Clowesia x Cycnoches

Cycnodes (Cycd.): Cycnoches x Mormodes

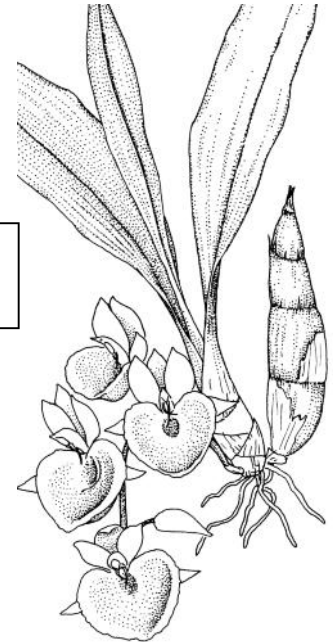
Cyclodes (Cld.): Clowesia x Cycnoches x Mormodes

Cloughara (Cgh.): Catasetum x Clowesia x Cycnoches

Monnierara (Monn.): Catasetum x Cycnoches x Mormodes

Georgecarrara (Gcr.): Catasetum x Clowesia x Cycnoches x Mormodes

**Catasetinae**



Catasetum

**Cycnoches crosses outside Catasetinae subtribe<sup>2</sup>:**

Cycnandra (Cycda.): Cycnoches x Galeandra

Cycnophyllum (Cnp.): Cycnoches x Grammatophyllum

Cycsellia (Cysl.): Cycnoches x Ansellia

Cycgalenodes (Cgn.): Cycnoches x Galeandra x Mormodes

<sup>1</sup>Culture information adapted from AOS Culture Sheet on Catasetums

<sup>2</sup>**Cycnoches Species and Hybrids**, Supplement to Orchids, AOS, October 2012.

DATE	SPEAKER	TOPIC
NOVEMBER 9	TOS	PREPARATION FOR THE TOS ORCHID SHOW
DECEMBER 14	HOLIDAY POTLUCK AND AUCTION	
JANUARY 11	TBD	TBD

Triangle Orchid Society Meeting Agenda:	
7:00-7:30	Set Up Show Table and Chairs
7:30-7:40	Business Meeting Announcements
7:40-8:30	Program
8:30-8:50	Break
8:50-9:20	Show Table Review, Show Table Awards
9:20-9:30	Raffle
9:30 P.M.	Meeting Ends Put Away Chairs And Show Table

Welcome Table

Refreshments

November	Axel Elling	See Nancy to volunteer.
December	HOLIDAY POTLUCK	



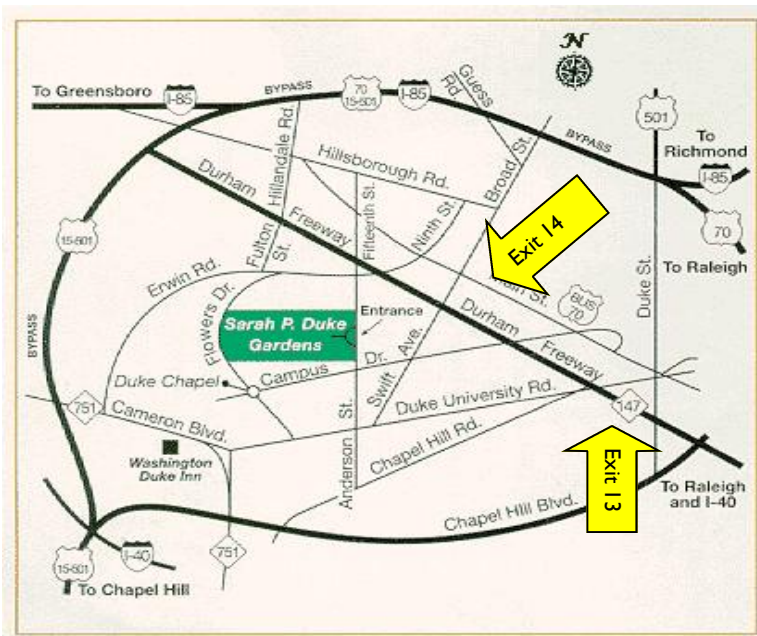
The Triangle Orchid Society meets at the Sarah P. Duke Gardens, Durham, NC The Second Monday of the Month at 7:30 pm

Visitors are welcome!

Triangle-OrchidSociety.org



Charles Walker's large display of miniature orchids at the September 14, 2015 meeting.



**From the East:**

Durham Freeway (#147) to Exit 13.  
Right on Chapel Hill Rd.  
Right on Anderson St.  
Sarah P. Duke Gardens (420 Anderson) on left.

**From the West:**

Durham Freeway (#147) to Exit 14.  
Right on Swift Ave.  
Right on Campus Dr.  
Right on Anderson St.  
Sarah P. Duke Gardens (420 Anderson) on left.

Newsletter Editor  
Suzanne Hens  
Phone: (919) 452-5545  
E-mail: TOSnewsletter2015@gmail.com

**Triangle Orchid Society Dues:**

\$22 per year single, or \$30 per year for two persons living at the same address.

Send your dues to: Anne Williams, TOS Treasurer, 1506 Kent St., Durham NC 27707