

# LC-MLX350/MLX300/MLW400

XGA / WXGA Small Entry Projector



## Easy Setting & More Useful Function



LC-MLX350	3500 lm	XGA(1024 x 768)
LC-MLX300	3000 lm	XGA(1024 x 768)
LC-MLW400	4000 lm	WXGA(1280 x 800)

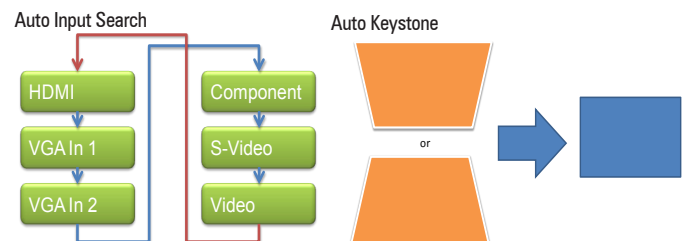
### Outstanding Features

- 3500 Lumen , Contrast Ratio 5000:1(LC-MLX350)  
3000 Lumen , Contrast Ratio 4000:1(LC-MLX300)  
4000 Lumen , Contrast Ratio 5000:1(LC-MLW400)
- Compact Design
- Closed Caption
- LAN Network
- Colorboard Function
- Built-in 7-Watt Audio Speaker.
- Equipped Long Life Lamp( Normal : 4000 hrs, Eco:5000 hrs )
- WUXGA - VGA and MAC compatible.


### ■ Auto Set Up Function

MLX series provides "Auto Setup Function" that corrects vertical shape distortion by searching for an input signal and detecting projector incline, reducing setup time.

- [1] Auto Input Search
- [2] Auto Keystone
- [3] Auto PC Adjustment




### ■ Top-accessed lamp and side-accessed filter




# LC-MLX350/MLX300/MLW400 XGA / WXGA Small Entry Projector

## Terminal



- ① Audio out ② Audio in(AV Audio) ③ Component/ Video in ④ S-video in
- ⑤ VGA in 1 ⑥ VGA in 2/ VGA out ⑦ HDMI in ⑧ Audio in(VGA) ⑨ RS232C
- ⑩ LAN

## Cabinet Size



W x H x D  
340 x 86.8 x 242 mm

## Control Panel



## Remote control



**(Hg)**  
Lamp Contains Mercury.  
Do not put in trash.  
Dispose-of-as Hazardous  
Waste, according to the  
laws in your jurisdiction.

## Specifications

Model	LC-MLX350	LC-MLX300	LC-MLW400
Panel Size	0.63" 3LCD inorganic	0.63" 3LCD organic	0.59" 3LCD inorganic
Screen Brightness (ANSI)	3,500 Lumens	3,000 Lumens	4,000 Lumens
Illumination Uniformity	80%		
Color Reproduction	16.7 million color		
Contrast Ratio(Iris mode :On)	5,000 : 1	4,000 : 1	5,000 : 1
Estimated Lamp Life (Eco/Normal)	5,000 / 4,000 hours		
Projection Lamp	230 W		
Screen Pixels	1,024 x 768		1,280 x 800
Total Pixels	2,359,296 (1,024 x 768 x 3)		3,072,000 (1,280 x 800 x 3)
Aspect Ratio	4 : 3		16:10
Lens	F 1.58 - 1.75, f = 18.85 - 22.63 mm	F 2.1 - 2.25, f = 19.11 - 22.94 mm	F 1.58 - 1.75, f = 18.85 - 22.63 mm
Zoom	Manual x1.2		
U / D Ratio	6 : 1		13 : 1
Image Diagonal	30 - 300 inch		
Image Width	0.61 - 6.10 m		0.66 - 6.64m
Throw Distance (Wide ~ Tele)	0.87 - 10.75 m	0.89 - 10.90 m	0.93 - 11.40 m
Throw Ratio	1.45 - 1.74 : 1	1.47 - 1.77 : 1	1.45 - 1.74 : 1
Projector Elevation Adjustment	Up to 10 degrees		
Vertical Keystone Correction	Max. ± 30 degrees		
Scanning Frequency	Auto : H Sync. 15 - 100 kHz, V Sync. 48 - 85 Hz		
Dot Clock	150 MHz		
Image Orientation	Normal, Reversed, Inverted		
Local Control	Full Function		
Remote Projector Control	Wireless (Infra Red) x 1		
Computer Native Resolution	1,024 x 768		1,280 x 800
Computer : Compatibility	WUXGA - VGA		
Computer : Formats	1,920 x 1,200 through 640 x 480		
Video : System Compatibility	NTSC / PAL / SECAM		
Video : Compatibility	480 i/p, 576 i/p, 720p, 1080 i/p		
Video : Formats Supported	4 : 3 and 16 : 9		

Model	LC-MLX350	LC-MLX300	LC-MLW400
Input Terminal	VGA	D-sub15 x 2(VGA2 is shared with Monitor Out)	
	Digital	HDMI x 1	
	Component	3RCA x 1(Share with Composite)	
	Composite Video	RCA x 1(Share with Component)	
	S-Video	Min Din-4 x 1	
	PC Audio, Analog	3.5mm Mini-Stereo Jack x 1	
	AV Audio, Analog	2RCA(L/R) x 1	
Output Terminal	VGA*1	D-sub15 x 1(Share with VGA2)	
	Audio, Analog	3.5mm Mini-Stereo Jack x 1	
Control Terminal	RS232	D-sub9 x 1	
Network (LAN)		RJ45 x 1	
Built-in Speaker		Mono 7.0 W x 1	
Fan Noise(Eco / Normal)		32 / 36 dB	
Cabinet Size (W x H x D)*2		340 x 86.8 x 242 mm	
Weight		3.05 kg	
Packaged Size (W x H x D)		433 x 172 x 360 mm	
Packaged Weight		4.3 kg	
Power Requirements		100 - 240 V AC, 50 / 60 Hz	
Power	Normal / Eco	280 W	
Consumption	Stand-by	0.5 W	
Heat		955 BTU	
Power Cord		Detachable	
Electrical Safety Compliance		cTUVus, CB	
Electromagnetic Compatibility		FCC ClassB, CE Mark	
User Maintenance		Replace Air Filter, Replace Lamp	
Standard Accessories		Owner's Manual on CD-ROM, Quick Start Guide, AC Power Cord , VGA Cable Dsub15 - Dsub15, Remote Control (with AAA batteries x 2 )	

\*1 Analog input only \*2 Not including protrusion

**EIKI**  
*Eiki grows with you*

**Eiki Industrial Co., Ltd.**

6-23 Teramoto, Itami-Shi, Hyogo, Japan

Tel: +81-72-782-7552 • Fax: +81-72-782-7590

EIKI World Web Site: <http://www.eiki.com>

Talk to your EIKI Dealer... the "pro" in projectors.

Specifications subject to change without notice.  
2014 EIKI Industrial Co., Ltd. Printed in Japan.

2014/01/XNS/F