

CONTENTS

WELCOME	03	MICROWAVES	85
PROMISE	04	ACCESSORIES	92
DESIGN	05	CLEANING	
TECHNOLOGY	06	FULLY INTEGRATED	100
RESULTS	07	FULLY INTEGRATED SLIMLINE	101
		COMPACT	101
COOKING		COOLING	
BUILT IN OVENS		PERFEKTFIT™	110
MAXIKLASSE™	12	FREESTANDING	
PYROLUXE®PLUS	16	FRIDGE-FREEZERS	116
PROCOMBI STEAM	20	CABINET REFRIGERATION	127
CULISENSE	25	UNDERCOUNTER	134
SIDE OPENING	27	BUILT-IN	
90CM WIDE	27	LONGFRESH	136
DOUBLE OVENS	30	FRIDGES AND FREEZERS	149
BUILT-UNDER	32	FRIDGE-FREEZERS	141
FREESTANDING		LAUNDRY	
MAXIKLASSE™	34	BUILT-IN	
RANGE COOKERS	35	WASHING MACHINE	164
		WASHER DRYERS	165
HOB'S		FREESTANDING	
MAXISIGHT®	41	WASHING MACHINES	168
MAXISENSE®	43	DRYERS	176
INDUCTION	45	WASHER DRYERS	183
CRYSTALLINE	46	SPECIFICATION TABLES	
CERAMIC	50	& INSTALLATION DIAGRAMS	186
GAS-ON-GLASS	54	ENERGY INFORMATION	252
GAS	60		
COOKER HOODS			
DESIGNER	67		
DESIGNER CHIMNEY	68		
STANDARD	72		
COMPACT RANGE			
COFFEE MACHINE	80		
COMBINATION	82		
WARMING DRAWER	83		
DISHWASHER	83		



“AEG combines style and design with outstanding cooking performance and is the perfect solution for creative chefs and many of our students.”

Vladimir Niza

The Daylesford Organic Cookery School Chef is delighted with his choice of AEG appliances.

At the Daylesford Organic Cookery School, we make the most of the organic, seasonal food produced from our own farm, using simple, effective techniques and recipes.

Our courses are suitable for everyone, whether you have never felt confident in charge of a saucepan before, or you are an enthusiastic amateur cook, who longs to take their skills to a new, even more delicious level.

“Techniques and recipes that were only used in professional kitchens are now possible in the home with ovens like AEG’s multifunction oven with steam. The combination of dry heat and steam gives a wonderful crispness whilst keeping the meat succulent and moist. I also like the range of temperatures from a 30°C steam setting, perfect for proving bread or pastry or even incubating homemade yoghurt. The CulSense oven reaches a temperature of 300°C, ideal for pizza baking and many other wonderful recipes that once could only be achieved in professional ovens.

“Today, being a chef means much more than just preparing and cooking food, we need to discover more energy efficient ways to cook and refrigerate food.

“A great example of cutting edge and energy efficient appliances that we use every day in the Cookery School are AEG’s stunning induction hobs.

“We chose the domestic appliance brand AEG because they share our eco-friendly philosophy, but more importantly their products are reliable and deliver a performance that inspires confidence and assured results in the kitchen.”


daylesford
ORGANIC FARM GLOUCESTERSHIRE
www.daylesfordorganic.com



Nothing should get in the way of achieving beautiful results. That's why at AEG, we're dedicated to creating appliances that help you pursue your passion - your own personal definition of perfection. It's this thinking that lies at the heart of everything we do... it shapes our design, our advancements in technology, our Neue Kollektion.

It's time to take a look at products that will enhance your experience, every time you use them.

Style is never an accident. For over a hundred years we have been using cutting edge designers to help create and develop our products, recognising that good design doesn't just make things easy on the eye, but easier for you to use too. Following a seamless line to the present day, our Neue Kollektion combines high performance with excellent German design: form und funktion.



Perfekt in form. Our design continues the great tradition of form und funktion, working perfectly together. In the Neue Kollektion, horizontal lines give a sense of flow and integrity across all appliances, while vertical lines delineate the intuitive control panels. High-value materials are used, but the number of different materials is kept to a minimum, for purity and consistency.



Radical thinking, rigorous application. We are not afraid to do things differently, but innovations must be proven by being tested again and again and again. For example, our MaxiKlasse™ ovens have been developed with the advanced ThermiC° Hot Air cooking system. It uses air circulation within a larger interior space to give more even cooking, for the perfect crust and colour every time - a major advantage, but one that had to undergo intensive testing with many types of food and recipes.

Noticeable difference. Design innovation is a continuous process. But we don't make changes for change's sake: in every case, innovation brings a benefit that significantly improves results. Our ProClean® dishwashers, for example, have a satellite spray arm that gives water coverage where other dishwashers can not, for superior cleaning regardless of load.





COOKING/ OVENS

BUILT-IN
MAXIKLASSE™ 12
MAXIKLASSE™ PYROLUXE
PLUS 16
MAXIKLASSE™ PROCOMBI 20
CULISENSE 25
SIDE OPENING 27
90CM WIDE 27
DOUBLE OVENS 30
BUILT-UNDER 32

FREESTANDING
MAXIKLASSE™ COOKERS 34
RANGE COOKERS 35

New culinary heights

Great cooking is both an art and a science. It's your artistry on show, your own human touch... and we're here to back you up with advanced technology and an extensive range. Including the MaxiKlasse™ oven with our largest interior capacity, the ProCombi Steam Oven, the kind of sophisticated equipment you might find in a professional kitchen, and our MaxiSense® Induction Hob, which intelligently senses the actual shape of the pan you choose, and creates a cooking zone to fit it precisely.

OUR OVENS/ THE HEART OF THE KITCHEN

The heart of every kitchen is the oven, where heat works its magic, turning raw ingredients into wonderful food and aromas. As you challenge yourself and hone your cooking skills, your oven must be infinitely adaptable, capable of exceedingly delicate adjustment, yet also amazingly durable.

The starting point for our design brief is the use of very high grade materials. You won't always see them, but you'll know they're there in the feeling of strength and balance, and the quiet, unruffled way an AEG oven does its work, year after year. It's that high quality frame that enables our ovens to introduce outstanding technical features.



Our Vision

In 1907, AEG employed architect Peter Behrens as the world's first industrial designer. His 'Art in Technology' formed the basis for 'Perfekt in Form and Funktion', and legendary names such as Mies van der Rohe and Le Corbusier were all employed in his office. Today, we are proud to continue that great tradition in our Neue Kollektion, using the language of design to make technically advanced appliances intuitive and a sheer pleasure to use.

Visually, our built-in range of ovens from our Neue Kollektion has a sophisticated control panel within vertical lines, held by flowing horizontal lines: like an 'H' on its side. Whilst the interface is information-rich and extremely powerful in what it enables the user to do, its design is pure and simple: so using it never feels complicated. For example, the number of different materials is kept to a minimal two: glass and steel. The displays are red when lit, as on all appliances in the Neue Kollektion – so that there is just one key 'accent' colour throughout the kitchen.

OUR OVENS/ CREATING NEW WAYS TO COOK



True fan cooking

Your roasts and baking will always achieve mouth-watering results with true fan cooking. Our true fan cooking system gently circulates hot air through the oven cavity, allowing you to cook sweet and savoury at the same time with no transfer of flavour and taste. As the oven heats up faster, lower temperatures and shorter cooking times are used to achieve those delicious results.



ThermiC° hot air cooking

Our new exclusive ThermiC° hot air cooking technology in our MaxiKlasse™ oven range ensures precise heat circulation and exact temperature control. The result is perfect cooking in every corner. On any shelf. In any position.



Defrost

Defrost your frozen food gently in half the usual time. Air is gently circulated around the oven cavity quickly, defrosting your food hygienically.



Conventional

No need to alter your cooking style for your favourite traditional recipe. Top and bottom elements heat the oven providing traditional cooking on one shelf position, which is ideal for baking breads or fruitcakes.



Turbo grilling

This clever function gives an authentic spit roast effect without the mess. Heat from the top elements is circulated by the fan, sealing and crisping the food whether it's the joint or the roast potatoes.



Pizza setting

Great baking results with today's modern cookware, ensuring bases are properly cooked. Designed to ensure pastry bases, quiches and pizzas are cooked to your taste.



Bottom heat

Oven is heated by the bottom element only. Foods are gently reheated, ideal for pies and pastries as it keeps the pastry crisp. This function is also ideal for plate warming.



Top heat

Oven is heated by top element only. Ideal for the Shepherd's Pie, or lasagne that just require gentle browning.



Grilling

Fully controllable powerful grill, ideal for family sized portions of food.



Economy grilling

Fully controllable economy grill, suitable for smaller quantities.



Slow cook

Come home to a slow cooked roast or casserole. Two slow cook options, dependent on quantity of food being cooked. Food is initially sealed and then cooked at the low temperature to tenderise the ingredients.



Keep warm

This option maintains a temperature of 80°C, an ideal temperature for keeping food warm until ready to serve, without drying the food.



Frozen foods

Cook straight from frozen. All round intense heat ensures your frozen food is correctly defrosted and cooked at the same time.



Eco roasting

Economical setting for roasting large joints or poultry. Simply select the appropriate cooking time depending on the weight of the food and the oven automatically switches off once the cooking is complete.



Fast heat up

No waiting for your oven to reach full heat, eliminating the need for preheating, great for those quick convenience meals.



Moist fan baking

Allows you to create your light and fluffy fatless sponges and baked soufflés to perfection. Moisture is retained within the oven thus achieving light fluffy results whilst using the oven in a more economical way.

Additional options (selected models)

Regenerate

Steam is used to gently heat food up and keep it warm.

Dough proving

Creates the perfect environment to assist bread baking by proving your yeast mixture correctly.

Bread baking

Optimum temperature and environment for baking yeast mixtures. Using radiant heat and steam to bake a variety of loaves to your taste.

Preserving and drying

Suitable for drying foods like herbs, mushrooms and chillies.



OUR OVENS/ MAXIKLASSE™

More room for perfect results

The AEG MaxiKlasse™ oven has extra large capacity - our largest standard single oven, with up to 9 shelf positions. With greater room and our ThermiC° Hot Air cooking system more hot air is circulated to every corner of the oven at a precise temperature for perfectly even cooking, wherever the food is placed.

Extra large capacity

Our large 74L MaxiKlasse™ oven has more usable space which allows you to cook on all 5 levels at the same time, which means you can bake 150 cookies at the same time.

ThermiC° hot air cooking

Our new exclusive ThermiC° hot air cooking technology in our MaxiKlasse™ oven range ensures precise heat circulation and exact temperature control. The result is perfect cooking in every corner. On any shelf. In any position.

PerfektEntry for total flexibility

Besides carefully choosing the cooking function and temperature, where you place the food in the oven is also important for perfect baking and cooking. All of our MaxiKlasse™ ovens feature the specially designed OptiFlex™ shelf runners which are shaped to make it easier to select and adjust the cooking level you require.

Core temperature sensor

Our MaxiKlasse™ ovens also feature the core temperature sensor, an additional tool to help you reach perfection by measuring the precise cooking temperature deep inside the food. This takes the guesswork out of cooking and ensures your food is never under or over cooked.

Proven in over 1000 tests

Our MaxiKlasse™ oven has been tested on cooking a wide range of different foods and always delivered strong performance results.

Other MaxiKlasse™ oven features: SoftMotion™ soft close door

Our newly designed oven door will close itself softly and quietly, when it reaches a certain angle - in a smooth, elegant movement. More evidence of premium design.



MaxiView and FloodLight™

The new inclined FloodLight™ is specially positioned at the front of the oven and angled directly onto your food. Combined with our new larger MaxiView viewing window, enabling you to see at a glance and check the progress of your mouth watering results.

AntiStick oven shelves

Our MaxiKlasse™ ovens come with AntiStick oven shelves which have a special coating to stop grease from sticking. These are really easy to clean with just water.

Low temperature door for safe handling

Our MaxiKlasse™ oven has an IsoFront® door with a special heat reflective coating. This technology leaves the outside of the oven door cooler to the touch.

Efficient energy consumption

Our MaxiKlasse™ oven is extremely energy efficient achieving an A-10% for energy efficiency - that's 10% better than energy efficiency class A.

Anti fingerprint stainless steel

Our MaxiKlasse™ oven has an anti fingerprint coating taking the elegance and lustre of stainless steel one stage further, eliminating unsightly fingerprints ensuring your oven looks effortlessly clean.

All AEG ovens and microwaves, feature this stylish finish.

Design Awards

Gold Award Winner,
Design Awards 2011

The Gold award is the highest classification for products in the Product Innovation Award categories at the Design Awards 2011, organised by Designer magazine.

Products achieving the Gold standard have been judged to be real innovators within their particular product category, delivering something genuinely new to the market.

13 of our products have been awarded Gold in the kitchen category at this year's awards.



OVENS/ MAXIKLASSE™ RANGE

BE5304001M
MaxiKlasse™ oven with our SoftMotion™ Soft Close door.



Oven functions



BUILT-IN

- Our SoftMotion™, soft close door automatically closes when the door reaches a certain angle, in a smooth, soft and elegant movement: premium design.
- Sleek and stylishly designed our OptiSight illuminated retractable controls and interactive LCD display provide instant feedback.
- Multifunction cooking combines all the benefits of Hot Air cooking with other functions, like conventional cooking, enabling you to achieve your desired result.
- To help you reach perfection the core temperature sensor measures the precise cooking temperature deep inside the food.
- Our new extra large oven accommodates a large turkey and the ThermiC® hot air cooking system ensures mouth watering results are achieved.
- AntiStick oven shelves have a special coating which prevents grease sticking. Simply clean with hot water.
- PerfektEntry, effortless shelf insertion means it is easy to select the desired cooking level.
- MaxiView enables you to see at a glance the progress of your meal, enhanced by the FloodLight.
- IsoFront® oven door with three panes of glass for cooler exterior temperatures.

Please refer to page 186 for full specification and page 241 for installation diagram.

Also available in BE5304001B Black

BE3002001M
MaxiKlasse™ multifunction single oven.



Oven functions



BUILT-IN

- Our new extra large oven accommodates a large turkey and the ThermiC® hot air cooking system ensures mouth watering results are achieved.
- Multifunction cooking combines all the benefits of Hot Air cooking with other functions, like conventional cooking, enabling you to achieve your desired result.
- AntiStick oven shelves have a special coating which prevents grease sticking. Simply clean with hot water.
- Diamond glazed enamel interior, durable and easy to clean.
- MaxiView enables you to see at a glance the progress of your meal, enhanced by the FloodLight.
- PerfektEntry, effortless shelf insertion means it is easy to select the desired cooking level.
- UniSight™ retractable rotary controls provide a flush finish for easy cleaning with a clear and interactive LCD display.
- IsoFront® oven door with three panes of glass for cooler exterior temperatures.

Please refer to page 186 for full specification and page 241 for installation diagram.

Also available in BE5304001B Black





MAXIKLASSE™ PYROLUXE® PLUS/ COOKS AND CLEANS WONDERFULLY

The delicious meal you're about to enjoy. The time to relax that follows. Your thoughts should not touch upon the laborious task of cleaning your oven. Pyroluxe® Plus does it beautifully.

Pyroluxe® Plus cleans thoroughly enough to impress the professionals. The self cleaning function heats the oven up to 500°C. At this temperature, all food residue is turned to ash, with no unpleasant odours or chemical cleaning agents. Simply wipe out the ash with a damp cloth.

Efficient energy consumption

Pyroluxe® Plus appliances are not only extremely efficient when cooking but also when self cleaning. Energy consumption is up to 20%* lower than the requirements for efficiency Class A.

Pyroluxe® Plus cleaning cycles

Some models have more than one cleaning cycle which varies in time depending on how dirty the oven is. Whether it is lightly or heavily soiled these clever ovens will clean themselves to look as good as new - fully automatic self cleaning at the touch of a button. There is even a cleaning reminder on some models.

Extra large capacity

MaxiKlasse™ provides up to 30% more internal space than our previous models, while being no bigger in size on the outside: 74 litres in volume. It also comes complete with the MaxiTray™ - the largest fitted oven tray available. In real terms, that means 20% more cookies from a single bake. Naturally each one will be perfectly golden and crunchy.

IsoFront® top

Through the active door ventilation and multi-layer IsoFront® top glazing, the oven door exterior reaches a maximum of 20°C above room temperature during cooking. Temperatures are also reduced during pyrolytic cleaning to a lower level too.

SoftMotion™ Soft Close door

Our newly designed oven door will close itself softly and quietly, when it reaches a certain angle - in a smooth, elegant movement. More evidence of premium design.

ProFrame™

Premium interior front frames in stainless steel define the oven's premium design and will inspire you every time you open the door. SoftMotion™ and ProFrame™ are only available with selected models.

* 20% more economical (only 0.79 kWh) than the threshold limit (<1000 kWh) for energy class A (DIN EN 50304/DIN EN 60350)

OVENS/ MAXIKLASSE™ PYROLUXE® PLUS

BP7304151M
Pyroluxe® Plus oven, the ultimate
in oven cleaning with ProSight touch controls.



Oven functions



BUILT-IN

- Enhanced quality and premium design with our stainless steel ProFrame™, evident every time you open the oven.
- Our SoftMotion™, soft close door automatically closes when the door reaches a certain angle, in a smooth, soft and elegant movement: premium design.
- To make the most of the oven, the MaxiTray provided allows you to cook 20% more cookies.
- To help you reach perfection the core temperature sensor measures the precise cooking temperature deep inside the food.
- Our new extra large oven accommodates a large turkey and the ThermiC° hot air cooking system ensures mouth watering results are achieved.
- Multifunction cooking combines all the benefits of Hot Air cooking with other functions, like conventional cooking, enabling you to achieve your desired result.
- AntiStick oven shelves have a special coating which prevents food sticking. Simply clean with hot water.
- PerfektEntry, effortless shelf insertion means it is easy to select the desired cooking level.
- MaxiView enables you to see at a glance the progress of your meal, enhanced by the FloodLight.
- IsoFront® oven door with four panes of glass for cooler exterior temperatures.

Please refer to page 187 for full specification and page 241 for installation diagram.

Also available in BE5304001B Black

BP5304001M
Pyroluxe® Plus oven, the ultimate in oven cleaning with built in cleaning reminder.



Oven functions



BUILT-IN

- Our SoftMotion™, soft close door automatically closes when the door reaches a certain angle, in a smooth, soft and elegant movement: premium design.
- Sleek and stylishly designed our OptiSight illuminated retractable controls and interactive LCD display provide instant feedback.
- Multifunction cooking combines all the benefits of Hot Air cooking with other functions, like conventional cooking, enabling you to achieve your desired result.
- To help you reach perfection the core temperature sensor measures the precise cooking temperature deep inside the food.
- Our new extra large oven accommodates a large turkey and the ThermiC° hot air cooking system ensures mouth watering results are achieved.
- AntiStick oven shelves have a special coating which prevents grease sticking. Simply clean with hot water.
- PerfektEntry, effortless shelf insertion means it is easy to select the desired cooking level.
- MaxiView enables you to see at a glance the progress of your meal, enhanced by the FloodLight.
- IsoFront® oven door with four panes of glass for cooler exterior temperatures.

Please refer to page 187 for full specification and page 241 for installation diagram.

Also available in BP5304001M Stainless Steel
BP5304001B Black
BP5304001W White

OVENS/ MAXIKLASSE™ PYROLUXE® PLUS

BP3003001M
Pyroluxe® Plus oven, the ultimate in oven cleaning.



Oven functions



BUILT-IN

- Our new extra large oven accommodates a large turkey and the ThermiC° hot air cooking system ensures mouth watering results are achieved.
- Multifunction cooking combines all the benefits of Hot Air cooking with other functions, like conventional cooking, enabling you to achieve your desired result.
- AntiStick oven shelves have a special coating which prevents grease sticking. Simply clean with hot water.
- MaxiView enables you to see at a glance the progress of your meal, enhanced by the FloodLight.
- PerfektEntry, effortless shelf insertion means it is easy to select the desired cooking level.
- UniSight™ retractable rotary controls provide a flush finish for easy cleaning with a clear and interactive LCD display.
- IsoFront® oven door with four panes of glass for cooler exterior temperatures.

Please refer to page 187 for full specification and page 241 for installation diagram.

OUR OVENS/ MAXIKLASSE™ PROCOMBI STEAM

A world of culinary possibilities

Professional cooks understand the fusion of steam and heat creates a recipe for success. It's a combination that gives superior results all round, with soft, tender food on the inside, and a crisp, golden finish on the outside. It saves time, too.

This versatile cooking technique is now available with the ProCombi Steam Oven - in a full size or compact model - so you can achieve perfect results at home. The ProCombi Steam Oven is also a multifunction oven - giving you every culinary tool you need to elevate domestic cooking to new heights.

Combining steam with hot air

The ProCombi Steam Oven uses a combination of steam (25% or 50%) and hot air to enhance flavours, alluring aromas and spectacular textures. The main programmes are described below.



Quarter steam + heat

25% steam and 75% hot air are combined to create irresistible flavours. Food is golden brown on the outside and succulent on the inside so it doesn't only look good, it also tastes delicious. Perfect for cooking bread, poultry, gratins, lasagne and other pasta-baked dishes.



Half steam + heat

Cooks using a combination of 50% steam and 50% hot air. Introducing a higher level of steam into your cooking helps conserve the texture and humidity of the food. Perfect for cooking soufflés and casseroles. Also recommended for reheating dishes as the steam prevents food from drying out.



Full steam

Uses pure -100% - steam. Steam's gentle heat evenly penetrates food making for tasty, healthy dishes. The food retains a higher level of nutrients, vitamins and minerals, compared to other cooking methods, while natural colours, flavours and textures are enhanced. It's a convenient way to cook too, as several dishes requiring different cooking times can be placed in the oven at once without smells and tastes being transferred between foods. Perfect for cooking fish, rice, vegetables and fruit.

The complete professional cooking tool

As well as combining steam and heat you will also have the additional cooking functions found on our multifunction ovens. This ProCombi oven not only steams and bakes but allows you to slow cook, bake and grill in the usual way. Elevate conventionally baked and roasted dishes to new culinary heights with our unique air flow technology, ThermiC° hot air system. Evenly cooked perfection in every corner.

Steam cleaning programme

A special preset programme helps you to remove food residue inside the oven for effortless cleaning. Without the need for special products, simply wipe out after the programme ends.



OVENS/

MAXIKLASSE™
PROCOMBI STEAM OVENS

BS9304001M
ProCombi™ Steam oven with NavigSight™ controls.



Oven functions



BUILT-IN

- NavigSight™ navigational controls make oven operation intuitively simple.
- Automatic food cooking programmes help you to achieve your desired results without thinking about which cooking function or temperature. Your oven makes the correct decision for you.
- Multifunction oven lets you cook foods as you like, together with steam options so you can create food that is golden brown on the outside and deliciously succulent on the inside.
- Our SoftMotion™, soft close door automatically closes when the door reaches a certain angle, in a smooth, soft and elegant movement: premium design.
- Enhanced quality and premium design with our stainless steel ProFrame™, evident every time you open the oven.
- Our new extra large oven accommodates a large turkey and the ThermiC° hot air cooking system ensures mouth watering results are achieved.
- To make the most of the oven, the MaxiTray provided allows you to cook 20% more cookies.
- To help you reach perfection the core temperature sensor measures the precise cooking temperature deep inside the food.
- PerfektEntry, effortless shelf insertion means it is easy to select the desired cooking level.

Please refer to page 188 for full specification and page 241 for installation diagram.

BS7304001M
ProCombi™ Steam oven with ProSight touch controls.



Oven functions



BUILT-IN

- ProSight touch controls are easy to use and look sleek in the kitchen.
- Multifunction oven lets you cook foods as you like, together with steam options so you can create food that is golden brown on the outside and deliciously succulent on the inside.
- Our SoftMotion™, soft close door automatically closes when the door reaches a certain angle, in a smooth, soft and elegant movement: premium design.
- Enhanced quality and premium design with our stainless steel ProFrame™, evident every time you open the oven.
- Our new extra large oven accommodates a large turkey and the ThermiC° hot air cooking system ensures mouth watering results are achieved.
- To make the most of the oven, the MaxiTray provided allows you to cook 20% more cookies.
- To help you reach perfection the core temperature sensor measures the precise cooking temperature deep inside the food.
- PerfektEntry, effortless shelf insertion means it is easy to select the desired cooking level.

Please refer to page 188 for full specification and page 241 for installation diagram.



OUR OVENS/ NAVISIGHT™

AEG has designed the NaviSight™ interface – an LCD navigation menu that displays full text. This gives you maximum control of your oven cooking temperature, residual heat and time extension, so that you can accurately determine each setting at a moment's glance. In addition to presenting you with all the information you need about the cooking process, you'll also receive guidance on cleaning, loading and oven settings.

There's even an extensive library to tap into, with pre-programmed recipes, and a place to store your own favourite recipes.

Key features: Navigation control

Touch and precise navigation controls provide quick, convenient access to pre-programmed recipes and make oven operations intuitively simple. The display provides instant feedback on cooking mode, time, temperature and progress.



Memory programme your recipes

Store up to 20 of your favourite recipes with the 'My programme' function. Add your own settings too, covering cooking duration, temperature or oven function. Perfect results for your most popular dishes.

Timer function

For perfect control, the display will tell you how long the programme will take, and while your dish is cooking, you'll be able to see instantly how much time is left to go.

Heat + hold

A useful function that keeps food warm, at the perfect temperature.

Security functions

There's also a range of useful functions to make sure that nothing gets in the way of perfection. When a cooking programme has ended, for example, the oven will automatically switch itself off, just in case you're otherwise engaged. A ChildLock prevents the appliance being used by young ones, and ControlLock guards against accidental changes to oven functions.

OUR OVENS/ CULISENSE

Intelligent, precise

Explore new culinary ideas; achieve even higher standards of perfection. CuliSense puts the expertise of hundreds of professional chefs at your disposal.

CuliSense is equipped with a rich database of expert recipes and advanced sensors. This advanced technology detects the weight and volume of the food to be cooked - calculating the right cooking temperature and time on your behalf for endless perfect results. Push culinary boundaries and explore new creative ideas without a care in the world.

The future right now: AutoCook

CuliSense may make the most of innovative new technology but, like the very best designs, the oven is simple to use. Now there are just three cooking steps to culinary perfection.

Step 1: Select the auto-cooking programme, choose the auto-cooking programme that's right for your dish: Baking, Roasting, Convenience food, Oven dishes or Pizza and confirm by pressing the OK button on the NaviSight™ rotary control.

Step 2: Choose your desired food category, you'll find a wide selection of categories to suit every dish you're creating. Then leave the rest to your CuliSense oven, which will precisely select the ideal cooking settings, and adjust these accordingly while your dish is being cooked.

Step 3: CuliSense indicates the right shelf level to place your food on and then gives an audible signal when cooking is complete, allowing you to fine tune settings to match your own tastes.

BY9004000M

CuliSense oven with PyroLuxe® Plus cleaning.



Oven functions



BUILT-IN

- Multifunction single oven with digital auto-cooking. The advanced sensor system detects the volume of food in the oven and based on the food category selected, together with the time it takes to heat up, automatically selects the optimum cooking function and precise temperature and time to achieve the perfect result.
- NaviSight™ navigational controls make oven operation intuitively simple.
- Total self cleaning oven with our PyroLuxe® programmes, dependent on how dirty the oven is there are various programmes to select. Also the oven will remind you to clean it.
- CleanAir Control removes unpleasant smells and is maintenance free. Ideal for open plan living.
- The TrueSpit accessory which is easy to use and clean, enables you achieve the true spit roast.
- To help you reach perfection the core temperature sensor measures the precise cooking temperature deep inside the food.
- AntiStick oven shelves have a special coating which prevents grease sticking. Simply clean with hot water.
- IsoFront® top oven door with four panes of glass for cooler exterior temperatures.

Please refer to page 189 for full specification and page 241 for installation diagram.

OVENS/ SIDE OPENING

BP7714000M/BP7614000M
Side opening PyroLuxe® Plus oven.



Oven functions



BUILT-IN

- Side opening door allowing easy access to the food together with telescopic runners means you don't have to reach into the oven.
- Total self cleaning oven with our PyroLuxe® programmes, dependent on how dirty the oven is there are various programmes to select. Also the oven will remind you to clean it.
- Multifunction cooking combines all the benefits of true fan cooking with other functions, like conventional cooking, enabling you to achieve your desired result.
- ProSight touch controls are easy to use and look sleek in the kitchen.
- To help you reach perfection the core temperature sensor measures the precise cooking temperature deep inside the food.
- Stay in total control of your cooking with our fully programmable oven timer.
- IsoFront® oven door with four panes of glass for cooler exterior temperatures.

Please refer to page 189 for full specification and page 241 for installation diagram.

Also available in
BP7714000M Left hand hinged
BP7614000M Right hand hinged

90CM WIDE

BE6914001M
Professional style extra wide stainless steel oven.



Oven functions



BUILT-IN

- 90cm wide oven giving you extra space for your cooking, ideal for awkward sized cookware or baking trays.
- Multifunction oven with all the benefits of true fan and conventional cooking. Use different functions to get the best results for what you are cooking.
- To help you reach perfection the core temperature sensor measures the precise cooking temperature deep in side the food.
- Stay in total control of your cooking with the fully programmable timer.

Please refer to page 189 for full specification and page 241 for installation diagram.

OVENS/ BUILT-IN DOUBLE OVENS

Flexible cooking

Our AEG double ovens offer you an additional cooking compartment, giving you total flexibility in your kitchen. Our range of built-in double ovens are installed in column at eye-level, alternatively, our range of built under double ovens will fit neatly under the work surface. For even more flexibility you can combine our built-under ovens in column with our compact products.

Energy efficiency

All our double ovens are extremely efficient and have an A energy rating in both compartments, meaning whichever oven you decide to use, you are guaranteed excellent economy.

CataLuxe® cleaning

To help with oven cleaning, most models within our double oven range have the CataLuxe® liners on roof, back and sides. CataLuxe® liners absorb the grease during cooking and when the oven is heated to 220°C the grease residue is oxidised leaving the surface clean.

MaxiView

A larger viewing window so you can see at a glance your mouth watering results.

Fully programmable timer

This display is more than just a clock. It can keep you in total control of your cooking. Just tell it what time you'd like your food to be ready and how long it needs to cook and the oven does the rest. There is also a minute minder if you just need reminding.

Some of our models have a count up timer, which begins as soon as the oven is switched on, so at a glance you can see how long your food has been cooking or the oven has been on.




OVENS/ BUILT-IN DOUBLE OVENS

DC7003000M
High performance built-in double oven with interactive digital cooking.



Oven functions top oven



Oven functions bottom oven



BUILT-IN

- Our sleek and stylish ProSight panel enables you to operate both ovens with just one set of controls for fast, simple access and cooking function selection. The Interactive LCD display provides instant feedback.
- Interactive digital cooking recommends the ideal cooking temperature for the function selected and keeps you informed on the cooking process.
- Multifunction in both ovens with all the benefits of true fan and conventional cooking. Use different functions to get the best results for what you are cooking.
- Our true fan cooking system gently circulates hot air through the oven cavity allowing you to cook sweet and savoury foods at the same time, on any shelf position, with no transfer of flavour or taste, ensuring mouth watering results are achieved.
- Large 53 litre main oven and 37 litre top oven, offer total flexibility and space for cooking lots of dishes.
- CataLuxe® liners in both ovens, an aid to cleaning.
- MaxiView, enables you to see at a glance the progress of your meal.
- A energy rating in both ovens for optimum efficiency.
- Stay in control of your cooking with the fully programmable timer.

Please refer to page 190 for full specification and page 241 for installation diagram.

DC4003000M
High performance built-in double oven with CataLuxe® liners.



Oven functions top oven



Oven functions bottom oven



BUILT-IN

- Multifunction main oven with all the benefits of true fan and conventional cooking. Use different functions to get the best results for what you are cooking.
- Our true fan cooking system gently circulates hot air through the oven cavity allowing you to cook sweet and savoury foods at the same time, on any shelf position, with no transfer of flavour or taste, ensuring mouth watering results are achieved.
- CataLuxe® liners in both ovens, an aid to cleaning.
- MaxiView, enables you to see at a glance the progress of your meal.
- A energy rating in both ovens for optimum efficiency.
- Stay in control of your cooking with the fully programmable timer.
- UniSight™ retractable rotary controls provide a flush finish for easy cleaning with a clear and interactive LCD display.
- Large 53 litre main oven and 43 litre top oven, offer total flexibility and space for cooking lots of dishes.

Please refer to page 190 for full specification and page 241 for installation diagram.

OVENS/ BUILT-IN DOUBLE OVENS

DE4003000M
High performance built-in double oven with CataLuxe® liners.



Oven functions top oven



Oven functions bottom oven



BUILT-IN

- MaxiView, enables you to see at a glance the progress of your meal.
- Our true fan cooking system gently circulates hot air through the oven cavity allowing you to cook sweet and savoury foods at the same time, on any shelf position, with no transfer of flavour or taste, ensuring mouth watering results are achieved.
- Diamond glazed enamel interior, durable and easy to clean.
- A energy rating in both ovens for optimum efficiency.
- Stay in control of your cooking with the fully programmable timer.
- UniSight™ retractable rotary controls provide a flush finish for easy cleaning with a clear and interactive LCD display.
- Large 68 litre main oven and 43 litre top oven, offer total flexibility and space for cooking lots of dishes.

Please refer to page 190 for full specification and page 241 for installation diagram.

Also available in
DE4003000B Black

OVENS/ BUILT-UNDER DOUBLE OVENS

NC7003000M

High performance built under double oven with interactive digital cooking.



Oven functions top oven



Oven functions bottom oven



BUILT-IN

- Our sleek and stylish ProSight panel enables you to operate both ovens with just one set of controls for fast, simple access and cooking function selection. The Interactive LCD display provides instant feedback.
- Interactive digital cooking recommends the ideal cooking temperature for the function selected and keeps you informed on the cooking process.
- Our true fan cooking system gently circulates hot air through the oven cavity allowing you to cook sweet and savoury foods at the same time, on any shelf position, with no transfer of flavour or taste, ensuring mouth watering results are achieved.
- Multifunction in both ovens with all the benefits of true fan and conventional cooking. Use different functions to get the best results for what you are cooking.
- Large 40 litre main oven and 37 litre top oven, offer total flexibility and space for cooking lots of dishes.
- CataLuxe® liners in both ovens, an aid to cleaning.
- MaxiView, enables you to see at a glance the progress of your meal.
- A energy rating in both ovens for optimum efficiency.
- Stay in control of your cooking with the fully programmable timer.

Please refer to page 191 for full specification and page 241 for installation diagram.

NC4003000M

High quality built under double oven with true fan cooking.



Oven functions top oven



Oven functions bottom oven



BUILT-IN

- CataLuxe® liners in both ovens, an aid to cleaning.
- MaxiView, enables you to see at a glance the progress of your meal.
- Our true fan cooking system gently circulates hot air through the oven cavity allowing you to cook sweet and savoury foods at the same time, on any shelf position, with no transfer of flavour or taste, ensuring mouth watering results are achieved.
- A energy rating in both ovens for optimum efficiency.
- UniSight™ retractable rotary controls provide a flush finish for easy cleaning with a clear and interactive LCD display.
- Large 40 litre main oven and 40 litre top oven, offer total flexibility and space for cooking lots of dishes.

Please refer to page 191 for full specification and page 241 for installation diagram.



COOKERS/

MAXIKLASSE™ COOKERS

49332I-MN
Stunning stainless steel MaxiKlasse™ cooker with MaxiSense® induction hob.



Oven functions

Top oven



Main oven



FREESTANDING

- Our MaxiSense® induction hob has flexible sections ensuring pots and pans have maximum space and choice of position. A tagine or fish kettle for example can comfortably be placed across two zones.
- Our MaxiKlasse™ main oven accommodates a large turkey and our Hot Air cooking system ensures mouth watering results are achieved.
- Multifunction cooking in main oven combines all the benefits of Hot Air cooking with other functions, like conventional cooking, enabling you to achieve your desired result.
- Touch controls for both hob and oven functionality offer precise operation, give a flush finish to the cooker and are easy to wipe clean.
- Stop + Go allows you to reduce all the zones to Keep Warm setting and back again - all at the touch of a button. Ideal for unexpected interruptions.
- IsoFront® oven doors with three panes of glass for cooler exterior touch temperature.
- CataLuxe® liners in both ovens helps you to keep your oven clean.
- Stay in total control of your cooking with the fully programmable timer.
- For added safety the residual heat indicators warn when the hob is still hot after cooking.

Please refer to page 193 for full specification and page 241 for installation diagram.

49002VMN
Touch control MaxiKlasse™ multifunction cooker with ceramic hob in elegant stainless steel.



Oven functions

Top oven



Main oven



FREESTANDING

- Our MaxiKlasse™ main oven accommodates a large turkey and our Hot Air cooking system ensures mouth watering results are achieved.
- Multifunction cooking in main oven combines all the benefits of Hot Air cooking with other functions, like conventional cooking, enabling you to achieve your desired result.
- To help you reach perfection the core temperature sensor measures the precise cooking temperature deep inside the food.
- Touch controls for both hob and oven functionality offer precise operation, give a flush finish to the cooker and are easy to wipe clean.
- 4 Hilight cooking zones in a variety of sizes including a triple zone gives you great flexibility.
- CataLuxe® liners in both ovens helps you to keep your oven clean.
- IsoFront® oven doors with three panes of glass for cooler exterior touch temperature.
- Stay in control of your cooking with the fully programmable main oven timer.
- For added safety the residual heat indicators warn when the hob is still hot after cooking.

Please refer to page 193 for full specification and page 241 for installation diagram.

COOKERS/

RANGE COOKERS

47009GO-MN
90cm professional style dual fuel single cavity range cooker



FREESTANDING

- Extra large oven capacity perfect for all your entertaining and family needs.
- Specially designed wok burner.
- Designer cast iron pan supports.
- 6 burners in a variety of sizes including a powerful wok burner as well as a gentle simmer burner.
- Multifunction cooking combines all the benefits of hot air cooking with other functions, like conventional cooking.
- Storage drawer perfect for accommodating baking trays and sheets.
- Fully programmable timer.
- Diamond glazed enamel interior, durable and easy to clean.

Please refer to page 193 for full specification and page 241 for installation diagram.

47022GO-MN
100cm professional style dual fuel double cavity range cooker



FREESTANDING

- Dual electric oven capacity perfect for all your entertaining and family needs.
- Specially designed wok burner.
- Designer cast iron pan supports.
- 6 burners in a variety of sizes including a powerful wok burner as well as a gentle simmer burner.
- Multifunction cooking combines all the benefits of hot air cooking with other functions, like conventional cooking.
- Storage drawer perfect for accommodating baking trays and sheets.
- Fully programmable timer.
- Diamond glazed enamel interior, durable and easy to clean.

Please refer to page 193 for full specification and page 241 for installation diagram.



COOKING/ HOBS

MAXISIGHT® INDUCTION 41
MAXISENSE® INDUCTION 43
INDUCTION 45
CRYSTALLINE 46
CERAMIC 50
GAS-ON-GLASS 54
GAS 60

HOBS/ YOUR PERFECT SOLUTION

Electric or gas?

Choosing a hob is very much a matter of personal preference, so our Neue Kollektion offers a wide range. Gas is instantly controllable, with fully automatic ignition, while electric-powered ceramic and induction hobs use the latest digital technology to take heat control to a whole new level of sophistication.

Cooking without limits

With the MaxiSense® induction hob, you no longer have to limit your choice of cooking pan to the circle on the hob. Just place the pan so that it covers a cross, and MaxiSense® adjusts to heat precisely that size and shape.

Gas on glass

The Neue Kollektion's gas on glass hobs offer a beautifully balanced composition of glass and stainless steel, ideal for integrating into a high-end worktop. Alternatively, our professional-looking pure stainless steel range is both durable and elegant, with a low profile ideal for flush mounting.

Your perfect combination

The CrystalLine range lets you build a professional-standard cooking area precisely to your needs, with options including induction wok, gas and even induction TeppanYaki. With their unique glass-bar design and DirekTouch instant control interfaces, the modules combine to stunning effect, whichever you choose.

DirekTouch

Provides instant, precise control of the cooking levels, in just one touch.



HOBS/ HOW INDUCTION WORKS

About induction

With AEG's induction hob technology, control is even faster and more responsive than with gas.

An electromagnet beneath the glass surface creates a powerful field which heats the pan itself directly, not the glass (technically, it's a process called 'the Joule effect'). Because the heat is generated in the pan itself, you don't need to take a pan off the hob to stop it boiling over. Controls and indicators are integrated into the hob's surface through a DirekTouch touch-sensitive panel, allowing you to adjust the heat instantly and precisely.

Induction hobs offer maximum safety, automatic pot recognition ensures even if the hob is accidentally switched on, it will not heat up unless a pot or pan is placed on the cooking zone.

Induction hobs are extremely easy to keep clean, the smooth ceramic surface can be wiped quickly, and spillages don't burn or bake on because the area surrounding the pan stays cool.

MaxiSense®

Our patented MaxiSense® induction hobs overcome the frustration of cooking on traditional induction zones which put limitations on the size of pan that can be used. Pots and pans have maximum space and choice of position, as long as the zone cross is covered. For example an oversized pan, such as a fish kettle or tagine, can comfortably be placed over two cooking zones. Some of our MaxiSense® hobs offer a bridging facility enabling you to control the two zones as one.

MaxiSense® Plancha Grill

To enable you to enjoy the precision and control of the MaxiSense® hob when griddling food, we have developed the MaxiSense® Plancha Grill. This professional griddle distributes and retains heat evenly for perfect results. Simply combine the Plancha Grill with any MaxiSense® hob that has the 'Bridge' function - enabling you to griddle to perfection over two cooking zones. Optional accessory. Please refer to page 134 for details.

Fusion Induction Wok

Another professional tool to extend the abilities of MaxiSense® is the Fusion Induction Wok, a unique wok support giving fast, focused heat for optimum wok cooking performance. Optional accessory. Please refer to page 134 for details.

Added features OptiHeat control

Monitors each heat zone as it cools to help you make to make the most efficient use of remaining residual heat to cook or keep food warm.

Count-up timer

Keep perfect time from zero onwards so you know exactly how long each stage of the cooking process is taking. With reset and stop functions.

Optifit® frame

For a more premium look in your kitchen, our OptiFit® stainless steel frame looks elegant, protects the glass and is easy to install.

AutoMax

Our AutoMax cooking function provides fantastic automatic zone control. After you have selected the AutoMax function, it will bring the zone up to the boil and will then reduce it to your pre-selected power level for the remainder of the cooking time.

DirekTouch system

Gives you instant access to the hob's controls and immediate control to select the precise level you need. All at the touch of a finger.

Stop+Go

The Stop+Go function on the hob gives you even greater control while cooking. When you suddenly need to interrupt your cooking activities, simply activate Stop+Go, and the function will switch all of the active zones to 'keep warm'. When you are ready, touch the Stop+Go button again and all the zones return to their previous settings.

Öko timer

The Öko Timer is an intelligent way for you to use your resources more efficiently. When you pre-set the cooking time on the hob, the timer works out precisely when to switch off the hob in order to finish cooking the dish using the hob's residual heat. The result? The same high-quality food for lower energy bills.



HOBS/ MAXISIGHT® INDUCTION

A complete overview - in colour - at a glance

MaxiSight® is the very first colour TFT (Thin Film Transistor) induction hob display in Europe, with advanced, intuitive interaction and control.

The high-tech colour display revolutionises the overall impression of the cooking surface. It picks out each cooking zone using bright, clear graphics, giving you all the information you need in one place, at a glance - including temperature progress and status indicators.

MaxiSight® also introduces an elegantly smooth way for cooks to interact with their hob. The fine tuning, for example, is incredibly precise for cooking delicate sauces. Yet almost instant high heat means you can be ready to sear meat or fish in seconds.

Added features

There's also a count-up timer, a minute minder and an energy saving Öko-timer that switches the hob off earlier than planned to use residual heat to complete the cooking.

With DirekTouch

Select the temperature cooking level with just one touch. The DirekTouch controls are instantly responsive.

Bridging Function

On some MaxiSense® induction hobs there is a bridging function which means that two individual zones can be bridged and function as one with just one temperature selection and timer. This is perfect for larger dishes such as fish kettles.



HOBS/ MAXISIGHT® INDUCTION RANGE

HK884400XG
Extra wide MaxiSight™ induction hob with 4 MaxiSense™ sections.



BUILT-IN

- The MaxiSight™ TFT colour display ensures that you can see every important detail at a glance.
- 4 MaxiSense sections giving more flexibility to cooking.
- DirekTouch controls for quick, precise heat level selection.
- Select AutoMax to quickly bring the hob to the boil, then automatically reduce to the preselected power level.
- Öko Timer, save energy by setting the timer which cleverly switches off the zone and uses residual heat to complete the last few minutes of cooking.
- Stop+Go to reduce all zones to a keep warm setting if cooking is interrupted. Return to cooking, Stop+Go remembers the selected settings.
- Set a reminder with the timer, or glance at the count up timer to keep in control of your cooking.
- Heat & Safety control with 3 levels of residual heat on each cooking zone.
- Controls can be locked for additional safety and prevent alteration to cooking selection.

Please refer to page 194 for full specification and page 242 for installation diagram.

HK683320XG
MaxiSight™ induction hob with bridging function.



BUILT-IN

- The MaxiSight™ TFT colour display ensures that you can see every important detail at a glance.
- Bridge function links the two sections creating a larger section for versatile cooking.
- 2 MaxiSense sections and 1 large zone giving more flexibility to cooking.
- DirekTouch controls for quick, precise heat level selection.
- Select AutoMax to quickly bring the hob to the boil, then automatically reduce to the preselected power level.
- Power Booster for intense rapid heat up.
- Öko Timer, save energy by setting the timer which cleverly switches off the zone and uses residual heat to complete the last few minutes of cooking.
- Stop+Go to reduce all zones to a keep warm setting if cooking is interrupted. Return to cooking, Stop+Go remembers the selected settings.
- Set a reminder with the timer, or glance at the count up timer to keep in control of your cooking.
- Heat & Safety control with 3 levels of residual heat on each cooking zone.

Please refer to page 194 for full specification and page 242 for installation diagram.

HOBS/ MAXISENSE® INDUCTION RANGE

HK953400FB
90cm MaxiSense™ induction hob with AutoMax feature.



BUILT-IN

- Extra wide slim depth hob creating a stylish look in your kitchen. Ideal for island installation.
- 3 MaxiSense sections suitable for total cooking flexibility.
- DirekTouch controls for quick, precise heat level selection.
- Select AutoMax to quickly bring the hob to the boil, then automatically reduce to the preselected power level.
- Power Booster for intense rapid heat up.
- Öko Timer, save energy by setting the timer which cleverly switches off the zone and uses residual heat to complete the last few minutes of cooking.
- Stop+Go to reduce all zones to a keep warm setting if cooking is interrupted. Return to cooking, Stop+Go remembers the selected settings.
- Set a reminder with the timer, or glance at the count up timer to keep in control of your cooking.
- Heat & Safety control with 3 levels of residual heat on each cooking zone.
- Controls can be locked for additional safety and prevent alteration to cooking selection.

Please refer to page 195 for full specification and page 242 for installation diagram.

HK854400FB
80cm MaxiSense™ induction hob with Stop + Go feature.




BUILT-IN

- Huge 80cm wide cooking space.
- 4 MaxiSense sections suitable for total cooking flexibility.
- DirekTouch controls for quick, precise heat level selection.
- Select AutoMax to quickly bring the hob to the boil, then automatically reduce to the preselected power level.
- Power Booster for intense rapid heat up.
- Öko Timer, save energy by setting the timer which cleverly switches off the zone and uses residual heat to complete the last few minutes of cooking.
- Stop+Go to reduce all zones to a keep warm setting if cooking is interrupted. Return to cooking, Stop+Go remembers the selected settings.
- Set a reminder with the timer, or glance at the count up timer to keep in control of your cooking.
- Heat & Safety control with 3 levels of residual heat on each cooking zone.
- Controls can be locked for additional safety and prevent alteration to cooking selection.

Please refer to page 195 for full specification and page 242 for installation diagram.

HOBS/ MAXISENSE® INDUCTION RANGE

HK764400XB
71cm MaxiSense™ induction hob with DirekTouch controls.



BUILT-IN

- Plenty of cooking space with this extra wide induction hob.
- 4 MaxiSense sections suitable for total cooking flexibility.
- DirekTouch controls for quick, precise heat level selection.
- Select AutoMax to quickly bring the hob to the boil, then automatically reduce to the preselected power level.
- Power Booster for intense rapid heat up.
- Öko Timer, save energy by setting the timer which cleverly switches off the zone and uses residual heat to complete the last few minutes of cooking.
- Stop+Go to reduce all zones to a keep warm setting if cooking is interrupted. Return to cooking, Stop+Go remembers the selected settings.
- Set a reminder with the timer, or glance at the count up timer to keep in control of your cooking.
- Heat & Safety control with 3 levels of residual heat on each cooking zone.
- Controls can be locked for additional safety and prevent alteration to cooking selection.
- Frameless, bevelled edge hob also available HK764400FB.

Please refer to page 195 for full specification and page 242 for installation diagram.

HK654400XB
60cm MaxiSense™ induction hob with bridging function.



BUILT-IN

- 4 MaxiSense sections suitable for total cooking flexibility.
- Bridge function links the two sections creating a larger section for versatile cooking.
- DirekTouch controls for quick, precise heat level selection.
- Select AutoMax to quickly bring the hob to the boil, then automatically reduce to the preselected power level.
- Power Booster for intense rapid heat up.
- Öko Timer, save energy by setting the timer which cleverly switches off the zone and uses residual heat to complete the last few minutes of cooking.
- Stop+Go to reduce all zones to a keep warm setting if cooking is interrupted. Return to cooking, Stop+Go remembers the selected settings.
- Set a reminder with the timer, or glance at the count up timer to keep in control of your cooking.
- Heat & Safety control with 3 levels of residual heat on each cooking zone.
- Controls can be locked for additional safety and prevent alteration to cooking selection.
- Frameless, bevelled edge hob also available HK654400FB.

Please refer to page 195 for full specification and page 242 for installation diagram.

HOBS/ INDUCTION

HK654200FB
Standard 60cm Induction hob with DirekTouch controls.



BUILT-IN

- DirekTouch controls for quick, precise heat level selection.
- Select AutoMax to quickly bring the hob to the boil, then automatically reduce to the pre-selected power level.
- Power Booster for intense rapid heat up.
- Öko Timer, save energy by setting the timer which cleverly switches off the zone and uses residual heat to complete the last few minutes of cooking.
- Stop+Go to reduce all zones to a keep warm setting if cooking is interrupted. Return to cooking, Stop+Go remembers the selected settings.
- Set a reminder with the timer, or glance at the count up timer to keep in control of your cooking.
- Heat & Safety control with 3 levels of residual heat on each cooking zone.
- Controls can be locked for additional safety and prevent alteration to cooking selection.

Please refer to page 196 for full specification and page 242 for installation diagram.

HK854220FB
Extra wide 80cm Induction hob with DirekTouch controls.



BUILT-IN

- Touch controls give a flush finish to the hob, they offer precise operation and are easy to wipe clean.
- DirekTouch controls for quick, precise heat level selection.
- Select AutoMax to quickly bring the hob to the boil, then automatically reduce to the pre-selected power level.
- Power Booster for intense rapid heat up.
- Öko Timer, save energy by setting the timer which cleverly switches off the zone and uses residual heat to complete the last few minutes of cooking.
- Stop+Go to reduce all zones to a keep warm setting if cooking is interrupted. Return to cooking, Stop+Go remembers the selected settings.
- Set a reminder with the timer, or glance at the count up timer to keep in control of your cooking.
- Heat & Safety control with 3 levels of residual heat on each cooking zone.
- Controls can be locked for additional safety and prevent alteration to cooking selection.

Please refer to page 196 for full specification and page 242 for installation diagram.

HOBS/ CRYSTALLINE



CrystalLine module series - all the ingredients for a customized hob solution.

The kitchen environment has too much on offer to be tied to one type of cooking. Make something new every day.

Whether gas, induction or Teppan Yaki, our modular CrystalLine concept can be assembled and designed to your personal preference. The unique design scope perfectly incorporates different modules. All modules can be intuitively and easily operated using DirekTouch controls.

HOBS/ CRYSTALLINE RANGE

HC451500EB
CrystalLine Induction Wok with DirekTouch controls and compatible wok.



BUILT-IN

- Stylish glass bar that magnifies the display for precise hob control, offering the ultimate in design.
- Induction wok for the ultimate stir fries due to the advance induction technology designed for a large wok that accompanies the hob.
- DirekTouch controls for quick, precise heat level selection.
- Öko Timer, save energy by setting the timer which cleverly switches off the zone and uses residual heat to complete the last few minutes of cooking.
- Stop+Go to reduce all zones to a keep warm setting if cooking is interrupted. Return to cooking, Stop+Go remembers the selected settings.
- Set a reminder with the timer, or glance at the count up timer to keep in control of your cooking.
- Heat & Safety control with 3 levels of residual heat on each cooking zone.
- Controls can be locked for additional safety and prevent alteration to cooking selection.
- Includes induction wok.

Please refer to page 197 for full specification and page 243 for installation diagram.

HC452600EB
CrystalLine Teppan Yaki with DirekTouch controls.



BUILT-IN

- Stylish glass bar that magnifies the display for precise hob control, offering the ultimate in design.
- Our reverse induction technology heats up very quickly enabling you cook directly on the surface.
- Easy to clean surface offering real cooking flexibility, perfect for meat, fish and vegetables.
- Two separate temperature zones for cooking different food.
- DirekTouch controls for quick, precise heat level selection.
- Öko Timer, save energy by setting the timer which cleverly switches off the zone and uses residual heat to complete the last few minutes of cooking.
- Stop+Go to reduce all zones to a keep warm setting if cooking is interrupted. Return to cooking, Stop+Go remembers the selected settings.
- Set a reminder with the minute minder or at a glance the CountUp timer keeps you in control of your cooking.
- Heat & Safety control with 3 levels of residual heat on each cooking zone.
- Controls can be locked for additional safety and prevent alteration to cooking selection.

Please refer to page 197 for full specification and page 243 for installation diagram.

HOBS/ CRYSTALLINE RANGE

HC411520GB
CrystalLine gas Wok burner with steel capped rotary control.



BUILT-IN

- For high performance cooking our specially designed Wok burner provides maximum heat enabling you to create authentic stir-fries.
- Stylish glass bar that magnifies the display for precise hob control, offering the ultimate in design.
- Steel capped rotary controls enhancing the overall design.
- Designer cast iron pan supports that enhance the hob, creating a design feature in your kitchen.
- Front controls with automatic integrated ignition for easy operation.

Please refer to page 197 for full specification and page 243 for installation diagram.

HC452400EB
CrystalLine MaxiSense™ 2 zone induction hob with bridge function.



BUILT-IN

- Stylish glass bar that magnifies the display for precise hob control, offering the ultimate in design.
- Bridge function links the two sections creating a larger section for versatile cooking.
- DirekTouch controls for quick, precise heat level selection.
- Öko Timer, save energy by setting the timer which cleverly switches off the zone and uses residual heat to complete the last few minutes of cooking.
- Stop+Go to reduce all zones to a keep warm setting if cooking is interrupted. Return to cooking, Stop+Go remembers the selected settings.
- Set a reminder with the minute minder or at a glance the CountUp timer keeps you in control of your cooking.
- Heat & Safety control with 3 levels of residual heat on each cooking zone.
- Controls can be locked for additional safety and prevent alteration to cooking selection.

Please refer to page 198 for full specification and page 243 for installation diagram.

HOBS/ CRYSTALLINE RANGE

HC412000GB
CrystalLine 2 burner gas hob with cast iron pan support.



BUILT-IN

- Offering 2 different size burners, this gas hob has a rapid burner perfect for use with larger pans and a semi-rapid burner that is ideal for everyday cooking.
- Stylish glass bar that magnifies the display for precise hob control, offering the ultimate in design.
- Steel capped rotary controls enhancing the overall design.
- Designer cast iron pan supports that enhance the hob, creating a design feature in your kitchen.
- Front controls with automatic integrated ignition for easy operation.

Please refer to page 198 for full specification and page 243 for installation diagram.

HC452020EB
CrystalLine 2 zone ceramic hob with DirekTouch controls.



BUILT-IN

- Stylish glass bar that magnifies the display for precise hob control, offering the ultimate in design.
- DirekTouch controls for quick, precise heat level selection.
- Flexible triple zone to accommodate a variety of different sized pans.
- Öko Timer, save energy by setting the timer which cleverly switches off the zone and uses residual heat to complete the last few minutes of cooking.
- Stop+Go to reduce all zones to a keep warm setting if cooking is interrupted. Return to cooking, Stop+Go remembers the selected settings.
- Set a reminder with the minute minder or at a glance the CountUp timer keeps you in control of your cooking.
- Heat & Safety control with 3 levels of residual heat on each cooking zone.
- Controls can be locked for additional safety and prevent alteration to cooking selection.

Please refer to page 198 for full specification and page 243 for installation diagram.

HOBS/ CERAMIC HOBS RANGE

HK955070FB
Extra wide ceramic hob with 5 Hilight zones.



BUILT-IN

- 5 Hilight zones with a variety of different sized zones including one triple zone and one multipurpose zone.
- DirekTouch controls for, quick, precise heat level selection.
- Heat & Safety control with 3 levels of residual heat on each cooking zone.
- Öko Timer, save energy by setting the timer which cleverly switches off the zone and uses residual heat to complete the last few minutes of cooking.
- Select AutoMax to quickly bring the hob to the boil, then automatically reduces to the preselected power level.
- Stop+Go to reduce all zones to a keep warm setting if cooking is interrupted. Return to cooking, Stop+Go remembers the selected settings.
- Set a reminder with the timer, or glance at the count up timer to keep in control of your cooking.
- Controls can be locked for additional safety and prevent alteration to cooking selection.

Please refer to page 199 for full specification and page 242 for installation diagram.

HK854080FB
80cm wide ceramic hob with DirekTouch controls.



BUILT-IN

- 4 Hilight zones with a variety of different sized zones including one triple zone and one multipurpose zone.
- DirekTouch controls for, quick, precise heat level selection.
- Heat & Safety control with 3 levels of residual heat on each cooking zone.
- Öko Timer, save energy by setting the timer which cleverly switches off the zone and uses residual heat to complete the last few minutes of cooking.
- Select AutoMax to quickly bring the hob to the boil, then automatically reduces to the pre-selected power level.
- Stop+Go to reduce all zones to a keep warm setting if cooking is interrupted. Return to cooking, Stop+Go remembers the selected settings.
- Set a reminder with the timer, or glance at the count up timer to keep in control of your cooking.
- Controls can be locked for additional safety and prevent alteration to cooking selection.

Please refer to page 199 for full specification and page 242 for installation diagram.

HOBS/ CERAMIC HOBS RANGE

HK764070FB
70cm wide ceramic hob with DirekTouch controls.




BUILT-IN

- 4 Hilight zones with a variety of different sized zones including one triple zone and one multipurpose zone.
- DirekTouch controls for, quick, precise heat level selection.
- Heat & Safety control with 3 levels of residual heat on each cooking zone.
- Öko Timer, save energy by setting the timer which cleverly switches off the zone and uses residual heat to complete the last few minutes of cooking.
- Select AutoMax to quickly bring the hob to the boil, then automatically reduces to the pre-selected power level.
- Stop+Go to reduce all zones to a keep warm setting if cooking is interrupted. Return to cooking, Stop+Go remembers the selected settings.
- Set a reminder with the timer, or glance at the count up timer to keep in control of your cooking.
- Controls can be locked for additional safety and prevent alteration to cooking selection.

Please refer to page 199 for full specification and page 242 for installation diagram.

HK634060XB
60cm wide OptiFit® ceramic hob with Stop+Go



BUILT-IN

- 4 Hilight zones with a variety of different sized zones including one dual zone and one multipurpose zone.
- Touch controls give a flush finish to the hob, they offer precise operation and are easy to wipe clean.
- Stylish ceramic hob with our OptiFit® stainless steel frame, for a designer installation.
- Select AutoMax to quickly bring the hob to the boil, then automatically reduces to the pre-selected power level.
- Set a reminder with the timer, or minute minder.
- Stop+Go to reduce all zones to a keep warm setting if cooking is interrupted. Return to cooking, Stop+Go remembers the selected settings.
- For added safety the residual heat indicators warn when the hob is still hot after cooking.
- Controls can be locked for additional safety and prevent alteration to cooking selection.

Please refer to page 200 for full specification and page 242 for installation diagram.

HOBS/ CERAMIC HOBS RANGE

HK634030FB
60cm wide ceramic hob with AutoMax feature.



BUILT-IN

- 4 Highlight zones with a variety of different sized zones including one triple zone and one dual zone.
- Touch controls give a flush finish to the hob, they offer precise operation and are easy to wipe clean.
- Select AutoMax to quickly bring the hob to the boil, then automatically reduces to the pre-selected power level.
- Set a reminder with the timer, or minute minder.
- Stop+Go to reduce all zones to a keep warm setting if cooking is interrupted. Return to cooking, Stop+Go remembers the selected settings.
- For added safety the residual heat indicators warn when the hob is still hot after cooking.
- Controls can be locked for additional safety and prevent alteration to cooking selection.

Please refer to page 200 for full specification and page 242 for installation diagram.

HK624010FB
Ceramic hob with Touch controls.



BUILT-IN

- 4 Hilight cooking zones with a variety of different sized zones, including one dual zone.
- Touch controls give a flush finish to the hob, they offer precise operation and are easy to wipe clean.
- For added safety the residual heat indicators warn when the hob is still hot after cooking.
- Controls can be locked for additional safety and prevent alteration to cooking selection.
- Our flexible dual zone allows you to control how much of the zone heats up depending on the size of the pan you're using.

Please refer to page 200 for full specification and page 242 for installation diagram.



HOBS/ GAS HOBS

Our gas hobs are designed to be the focal point of your kitchen providing instant heat, economy and precise control.

For a premium quality look and feel, all our gas hobs feature steel capped controls. The steel is brushed in the same direction as our other cooking products, creating a consistent design line in your kitchen. All our hobs have their controls conveniently placed at the front allowing you to adjust the heat without stretching across the hob.

Our cast iron pan supports, with removable wok support, ideal for stir-fries, offer a durable finish and professional appearance. Removable and dishwasher safe, they also feature non-slip silicon feet for increased stability and added safety.

Showing which burner is in use, the LED heat intensity indicators get brighter the higher the heat and dimmer the lower the heat.

All gas hobs feature automatic ignition for one-touch control; push and turn the control knob and the flame ignites.

Our gas hobs offer a range of burner sizes to complement different size pots and pans and all cooking styles.

Wok burner

For high performance cooking our specially designed Wok burner provides maximum heat enabling you to create authentic stir-fries.

Rapid burner

This large burner is perfect for use with larger pans as it produces a high heat output.

Semi-rapid burner

A medium size burner that is ideal for everyday cooking.

Simmer burner

A smaller sized burner ensures perfect simmering and is ideally suited for smaller pans.



HOBS/ GAS HOBS

Designer gas hobs

To create a design statement with your hob, our Neue Kollektion features a range of elegant, gas on glass, semiflush gas on glass hobs and premium quality range of ultraflat stainless steel gas hobs.

For a premium quality look and feel, all our gas hobs feature steel capped controls. The steel is brushed in the same direction as our other cooking products, creating a consistent design line in your kitchen. All our hobs have their controls conveniently placed at the front allowing you to adjust the heat without stretching across the hob.

Gas on glass hobs offer the ultimate style statement with stylish cast iron pan supports combining the sleek aesthetic of ceramic with the versatility and precision of gas cooking.

SemiFlush featuring OptiFit® frame

For perfect harmony within your kitchen, our new range of semiflush gas on glass hobs looks elegant. Hob appears to be recessed into the worktop giving a semiflush designer line in your kitchen.

The new OptiFit® frame provides a premium stainless steel frame that allows easy installation as well as protecting the glass.

UltraFlat


Our new range of UltraFlat stainless steel hobs create a professional, high design look within the kitchen.





HOBS/ SEMIFLUSH GAS ON GLASS HOBS

HG795540XB
Designer 75cm semi-flush gas on glass hob with side wok.



BUILT-IN

- 5 burner gas hob featuring our side wok burner, maximising the usable cooking space, and a variety of different size burners for all your cooking needs.
- Stylish gas on glass hob with our OptiFit® stainless steel frame, for a designer installation.
- Steel capped rotary controls for a premium quality look and feel.
- Designer cast iron pan supports that enhance the hob, creating a professional appearance in your kitchen.
- Special LED heat intensity indicators that get brighter the higher the temperature selected.
- For high performance cooking our specially designed wok burner provides maximum heat enabling you to create authentic stir-fries.
- Front controls with automatic integrated ignition for easy operation.

Please refer to page 203 for full specification and page 244 for installation diagram.

SEMIFLUSH GAS ON GLASS HOBS

HG795440XB
Designer 70cm semi-flush gas on glass hob with central wok burner.




BUILT-IN

- Central wok burner surrounded by a variety of different sized burners including a simmer burner ideally suited to smaller sized pans.
- For high performance cooking our specially designed wok burner provides maximum heat enabling you to create authentic stir-fries.
- Special LED heat intensity indicators that get brighter the higher the temperature selected.
- Designer cast iron pan supports that enhance the hob, creating a professional appearance in your kitchen.
- Steel capped rotary controls for a premium quality look and feel.
- Stylish gas on glass hob with our OptiFit® stainless steel frame, for a designer installation.
- Front controls with automatic integrated ignition for easy operation.

Please refer to page 203 for full specification and page 244 for installation diagram.

HOBS/ SEMIFLUSH GAS ON GLASS HOBS

HG694340XB
Designer 60cm semi-flush gas on glass hob with OptiFit® stainless steel frame.



BUILT-IN

- Stylish gas on glass hob with our OptiFit® stainless steel frame, for a designer installation.
- Special LED heat intensity indicators that get brighter the higher the temperature selected.
- Designer cast iron pan supports that enhance the hob, creating a professional appearance in your kitchen.
- 4 burners in a variety of sizes including our powerful rapid burner ideal for larger pans as well as a gentle simmer burner.
- Steel capped rotary controls for a premium quality look and feel.
- Front controls with automatic integrated ignition for easy operation.

Please refer to page 203 for full specification and page 244 for installation diagram.

HOBS/ GAS-ON-GLASS HOBS

HG795440NB
70cm wide Gas-on-Glass hob with 5 burners.



BUILT-IN

- Gas-on-Glass is a great design feature and easier to keep clean.
- Centre wok burner surrounded by a variety of different sized burners including a simmer burner.
- Gas-on-glass hob, the ultimate style statement in your kitchen.
- Special LED heat intensity indicators that get brighter the hotter the temperature.
- Cast iron pan supports, with a removable wok support, for a professional appearance.
- Front controls with automatic integrated ignition for easy operation.
- Steel capped rotary controls for a premium quality and look.

Please refer to page 204 for full specification and page 244 for installation diagram.

Also available in HG995440XB 90cm wide.

HG694340NB
60cm Gas-on-Glass hob with cast iron pan supports.




BUILT-IN

- Gas-on-Glass is a great design feature and easier to keep clean.
- 4 burners in a variety of sizes including a powerful wok burner as well as a gentle simmer burner.
- Special LED heat intensity indicators that get brighter the hotter the temperature.
- Cast iron pan supports.
- Front controls with automatic integrated ignition for easy operation.
- Steel capped rotary controls for a premium quality and look.

Please refer to page 204 for full specification and page 244 for installation diagram.

HOBS/ ULTRAFLAT GAS HOBS

HG755520UM
Stunning Ultraflat designer gas hob with side wok.



BUILT-IN

- 5 burner gas hob featuring our side wok burner, maximising the usable cooking space, and a variety of different size burners for all your cooking needs.
- Stunning flat sheet of stainless steel with minimalist designer appearance.
- Steel capped rotary controls for a premium quality look and feel.
- Designer cast iron pan supports that enhance the hob, creating a professional appearance in your kitchen.
- For high performance cooking our specially designed Wok burner provides maximum heat enabling you to create authentic stir-fries.
- Front controls with automatic integrated ignition for easy operation.

Please refer to page 201 for full specification and page 244 for installation diagram.

HG755420UM
Designer UltraFlat 70cm stainless steel hob with 5 burners.



BUILT-IN

- Central wok burner surrounded by a variety of different sized burners including a simmer burner ideally suited to smaller sized pans.
- For high performance cooking our specially designed Wok burner provides maximum heat enabling you to create authentic stir-fries.
- Stunning flat sheet of stainless steel with a minimalist designer appearance.
- Designer cast iron pan supports that enhance the hob, creating a professional appearance in your kitchen.
- Steel capped rotary controls for a premium quality look and feel.
- Front controls with automatic integrated ignition for easy operation.

Please refer to page 201 for full specification and page 244 for installation diagram.

HOBS/ ULTRAFLAT GAS HOBS

HG654320UM
Designer UltraFlat 60cm stainless steel hob.



BUILT-IN

- Stunning flat sheet of stainless steel with a minimalist designer appearance.
- Designer cast iron pan supports that enhance the hob, creating a design feature in your kitchen.
- Steel capped rotary controls for a premium quality look and feel.
- 4 burners in a variety of sizes including our powerful rapid burner ideal for larger pans as well as a gentle simmer burner.
- Front controls with automatic integrated ignition for easy operation.

Please refer to page 201 for full specification and page 244 for installation diagram.

HOBS/ GAS HOBS

HG956440SM
Extra wide 90cm stainless steel gas hob with 6 burners.



BUILT-IN

- Extra wide hob with versatile centre section for total cooking flexibility. Ideal for bain maries or individual saucepans.
- 6 burners in a variety of sizes including a powerful wok burner as well as a gentle simmer burner.
- High quality stainless steel flat design for ease of cleaning.
- Special LED heat intensity indicators that get brighter the hotter the temperature.
- Cast iron pan supports, with a removable wok support, for a professional appearance.
- Steel capped rotary controls for a premium quality look and feel.
- Front controls with automatic integrated ignition for easy operation.

Please refer to page 202 for full specification and page 244 for installation diagram.

HG755440SM
75cm wide stainless steel gas hob with 5 burners.



BUILT-IN

- Centre wok burner surrounded by a variety of different sized burners including a simmer burner.
- For high performance cooking our specially designed wok burner provides maximum heat enabling you to create authentic stir-fries.
- High quality stainless steel flat design for ease of cleaning.
- Special LED heat intensity indicators that get brighter the hotter the temperature.
- Cast iron pan supports, with a removable wok support, for a professional appearance.
- Steel capped rotary controls for a premium quality look and feel.
- Front controls with automatic integrated ignition for easy operation.

Please refer to page 202 for full specification and page 244 for installation diagram.

HOBS/ GAS HOBS

HG654440SM
Stainless steel 60cm gas hob with wok burner.

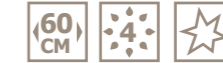


BUILT-IN

- High quality stainless steel flat design for ease of cleaning.
- Steel capped rotary controls for a premium quality look and feel.
- Special LED heat intensity indicators that get brighter the hotter the temperature.
- 4 burners in a variety of sizes including a powerful wok burner as well as a gentle simmer burner.
- Cast iron pan supports, with a removable wok support, for a professional appearance.
- Front controls with automatic integrated ignition for easy operation.

Please refer to page 202 for full specification and page 244 for installation diagram.

HG654320NM
60cm stainless steel gas hob with cast iron pan supports.



BUILT-IN

- High quality stainless steel flat design for ease of cleaning.
- Steel capped rotary controls for a premium quality look and feel.
- 4 burners in a variety of sizes including our powerful rapid burner ideal for larger pans as well as a gentle simmer burner.
- Cast iron pan supports, for a professional appearance.
- Front controls with automatic integrated ignition for easy operation.

Please refer to page 202 for full specification and page 244 for installation diagram.



COOKING/
COOKER HOODS

DESIGNER CHIMNEY 69
STANDARD 74

COOKER HOODS/ SILENT POWER

A masterpiece of precision

A cooker hood has a job to do, but there is no reason why it should not look visually stunning at the same time. Our Neue Kollektion hoods balance glass and stainless steel in precise, sculptural composition, to align perfectly with the rest of the kitchen.

Premium design, with the highest efficiency

In our Neue Kollektion of hoods, advanced features give you the power and control you need for optimum efficiency.

The ActiveHeat Sensor provides progressive power adjustment, so the hood always works precisely hard enough to clear cooking vapours at any given time. MaxiFlow Technology with 3-phase motors ensures operation is extremely quiet, while ample power is always available to be called upon when needed.

With the DirekTouch glass touch control display, instant control is always at your fingertips.

AEG's powerful hoods make a real difference to your kitchen environment, ensuring that it is a fresher, more peaceful place to cook or relax. Whisper quiet.



Endorsed by the
UK Noise Association

LED lighting

Crisp bright illumination, or a gentle glow? Dimmer-controlled LED lighting means you can adjust the effect at the touch of a fingertip. Being highly efficient, LED lights save energy too.

Extraction rates

This is the level at which the cooker hood clears cooking vapours from the kitchen environment. Operation is measured in cubic metres per hour and are in accordance with IEC standards.

Recirculation mode

Where extraction mode isn't practical, our hoods can draw in cooking vapours, filter the air and then recirculate the cleaned air. The long-life charcoal filter can be washed in the dishwasher and dried in the oven.

To optimise efficiency and performance of the cooker hood it is important to select the correct hood with an appropriate extraction rate for your kitchen environment. To help ensure you select the correct cooker hood we have added an icon to each hood showing the maximum size of the room each one is suitable for.





COOKER HOODS/ DESIGNER HOODS

X66453BV0 / X69453MVO

Sophisticated and premium design in either beautiful black glass or stunning stainless steel.



BUILT-IN

- Our electronic glass touch controls with LED display ensures quick, direct access is always at your fingertips.
- Electronic 4 speed control including Intensive setting with perimeter extraction drawing air from every angle.
- Our ActiveHeat sensor automatically adjusts the fan speed so its always at the optimum level.
- Our aluminium grease filters can be washed in the dishwasher.
- Twin halogen lights for improved hob illumination.
- Charcoal filter included for recirculation.

Please refer to page 205 for full specification and page 245 for installation diagram.

Available in

X69453BV0 90cm black glass
X66453BV0 60cm black glass
X69453MVO 90cm stainless steel
X66453MVO 60cm stainless steel

Accessories for ducting

K1000X - 30cm high stainless steel chimney piece
K9693X - 99cm high stainless steel chimney piece

X66453BV0 / X69453MVO

Sophisticated and premium design in either beautiful black glass or stunning stainless steel.



BUILT-IN

- Our electronic glass touch controls with LED display ensures quick, direct access is always at your fingertips.
- Electronic 4 speed control including Intensive setting with perimeter extraction drawing air from every angle.
- Our ActiveHeat sensor automatically adjusts the fan speed so its always at the optimum level.
- Our aluminium grease filters can be washed in the dishwasher.
- Twin halogen lights for improved hob illumination.
- Charcoal filter included for recirculation.

Please refer to page 205 for full specification and page 245 for installation diagram.

Available in

X69453BV0 90cm black glass
X66453BV0 60cm black glass
X69453MVO 90cm stainless steel
X66453MVO 60cm stainless steel

COOKER HOODS/ DESIGNER CHIMNEY HOODS

X91384Mi0
Elegant stainless steel island hood with designer glass panel.



BUILT-IN

- Our LED lights feature a special dimmer control for softer lighting.
- Our new Direktouch glass touch slider controls ensures quick, direct access is always at your fingertips.
- Electronic 4 speed control including Intensive setting to clear cooking vapours quickly and efficiently.
- Our MaxiFlow 3-phase motor ensures efficient extraction with lower energy consumption and is extremely quiet.
- Our ActiveHeat sensor automatically adjusts the fan speed so its always at the optimum level.
- Our aluminium grease filters can be washed in the dishwasher.
- Charcoal filter included for recirculation.

Please refer to page 206 for full specification and page 245 for installation diagram.

Available in
X91384Mi0 100cm island hood

X69453MD0
Designer hood in stainless steel with glass panel aligning to our kitchen appliances.



BUILT-IN

- Our electronic glass touch controls with LED display ensures quick, direct access is always at your fingertips.
- Electronic 4 speed control including Intensive setting to clear cooking vapours quickly and efficiently.
- Our ActiveHeat sensor automatically adjusts the fan speed so its always at the optimum level.
- Our aluminium grease filters can be washed in the dishwasher.
- Charcoal filter included for recirculation.
- Suitable for low ceiling heights when installed over an electric hob.

Please refer to page 206 for full specification and page 245 for installation diagram.

Available in
X69453MD0 90cm
X67453MD0 70cm
X66453MD0 60cm

COOKER HOODS/ DESIGNER CHIMNEY HOODS

Di9814-M / DD9894-M/
DD9874-M / DD9864-M
Stainless steel designer hood with inclined glass side canopies.



BUILT-IN

- Electronic touch controls with LED display for precise control.
- Electronic 4 speed control including Intensive setting to clear cooking vapours quickly and efficiently.
- Halogen lights for improved hob illumination.
- Delayed switch off timer and auto safety switch off.
- Our aluminium grease filters can be washed in the dishwasher.
- Charcoal filter included for recirculation.
- Suitable for low ceiling heights when installed over an electric hob.

Please refer to page 207 for full specification and page 245 for installation diagram.

Available in
Di9814-M 100cm island hood
DD9894-M 90cm
DD9874-M 70cm
DD9864-M 60cm

DD9893-M
High performance glass and stainless steel designer hood.



BUILT-IN

- Electronic 4 speed control including Intensive setting to clear cooking vapours quickly and efficiently.
- Our SilenceTech motor technology ensures quiet operation.
- Electronic touch controls with LED display for precise control.
- Halogen lights for improved hob illumination.
- Delayed switch off timer and auto safety switch off.
- Our aluminium grease filters can be washed in the dishwasher.
- Longlife charcoal filter included for recirculation.
- Suitable for low ceiling heights when installed over an electric hob.

Please refer to page 207 for full specification and page 245 for installation diagram.

Available in
DD9893-M 90cm

COOKER HOODS/ DESIGNER CHIMNEY HOODS

HD8510-M
Professional stainless steel chimney hood.

790
M³/HR

74
dB

20
M²



YEAR
2
GUARANTEE

BUILT-IN

- Electronic 4 speed push button controls.
- Highly efficient extraction rate to clear cooking vapours quickly and efficiently.
- Designed to co-ordinate perfectly with our AEG range cookers.
- Three halogen lights for improved hob illumination.
- Our aluminium grease filters can be washed in the dishwasher.
- Charcoal filter included for recirculation.

Please refer to page 208 for full specification and page 246 for installation diagram.

Available in
HD8510M 100cm

HD6470-M
Stainless steel and glass chimney hood with extendable side panels.

470
M³/HR

64
dB

12
M²



YEAR
2
GUARANTEE

BUILT-IN

- Our specially designed stainless steel side panels ensure this hood is flexible in width to align perfectly with your kitchen.
- Electronic 3 speed touch button control.
- Our special electronic saturation indicators remind you when it's time to clean the filters.
- Twin halogen lights for improved hob illumination.
- Our aluminium grease filters can be washed in the dishwasher.
- Long life charcoal filter included for recirculation.
- Suitable for low ceiling heights when installed over an electric hob.

Please refer to page 208 for full specification and page 246 for installation diagram.

Available in
HD6470M 60cm extending to 70cm or 80cm

COOKER HOODS/ DESIGNER CHIMNEY HOODS

DK4490-M / DK4460-M
Stylish stainless steel chimney hood with LED display.

423
M³/HR

62
dB

12
M²



YEAR
2
GUARANTEE

BUILT-IN

- Electronic touch controls with LED display for precise control.
- Electronic 4 speed control including Intensive setting to clear cooking vapours quickly and efficiently.
- Our special electronic saturation indicators remind you when its time to clean the filters.
- Twin halogen lights for improved hob illumination.
- Our aluminium grease filters can be washed in the dishwasher.
- Charcoal filter included for recirculation.
- Suitable for low ceiling heights when installed over an electric hob.

Please refer to page 209 for full specification and page 245 for installation diagram.

Available in
DK4490-M 90cm
DK4460-M 60cm

HC5690-M
Stainless steel chimney hood.

650
M³/HR

62
dB

20
M²



YEAR
2
GUARANTEE

BUILT-IN

- Electronic touch controls with LED display for precise control.
- Electronic 4 speed control including Intensive setting to clear cooking vapours quickly and efficiently.
- Our special electronic saturation indicators remind you when its time to clean the filters.
- Twin halogen lights for improved hob illumination.
- Delayed switch off timer and auto safety switch off.
- Our aluminium grease filters can be washed in the dishwasher.
- Longlife charcoal filter included for recirculation.
- Suitable for low ceiling heights when installed over an electric hob.

Please refer to page 209 for full specification and page 246 for installation diagram.

Available in
HC5690-M 90cm

HC3360-M
Stainless steel chimney hood.

410
M³/HR

62
dB

12
M²

YEAR
2
GUARANTEE

- Electronic 3 speed touch button control.
- Twin halogen lights for improved hob illumination.
- Our aluminium grease filters can be washed in the dishwasher.
- Long life charcoal filter included for recirculation.
- Suitable for low ceiling heights when installed over an electric hob.

Please refer to page 209 for full specification and page 246 for installation diagram.

Available in
HC3360-M 60cm

COOKER HOODS/ STANDARD RANGE

DH1690-M
Beautiful stainless steel downdraught extractor hood.



BUILT-IN

- Our special downdraught extractor retracts neatly back into the worksurface when not in use. Great for island installation or with our slim depth 90cm MaxiSense hob.
- Highly efficient extraction rate to clear cooking vapours quickly and efficiently.
- Electronic 4 speed push button controls.
- Our aluminium grease filters can be washed in the dishwasher.
- Charcoal filter included for recirculation.

Please refer to page 210 for full specification and page 245 for installation diagram.

Available in
DH1690-M 90cm downdraught

DL7275-M9
Stainless steel canopy hood.



BUILT-IN

- Stainless steel 80cm canopy hood perfectly concealed within furniture designed to match your kitchen.
- 4 speed slider control including Intensive setting to clear cooking vapours quickly and efficiently.
- Twin halogen lights for improved hob illumination.
- Our aluminium grease filters can be washed in the dishwasher.
- Charcoal filter included for recirculation.
- Suitable for low ceiling heights when installed over an electric hob.

Please refer to page 210 for full specification and page 245 for installation diagram.

Available in
DL7275-M9 80cm Canopy hood

COOKER HOODS/ STANDARD RANGE

DF6164-M
Semi-integrated telescopic hood with stainless steel trim.



BUILT-IN

- Semi-integrated telescopic hood designed to sit into a unit to match your kitchen.
- Variable 3 speed slider control.
- Twin hobs lights for improved hob illumination.
- Our aluminium grease filters can be washed in the dishwasher.
- Charcoal filter included for recirculation.
- Suitable for low ceiling heights when installed over an electric hob.

Please refer to page 210 for full specification and page 245 for installation diagram.

Available in
DF6164-M 60cm telescopic hood

DE6261-ML
Integrated hood.



BUILT-IN

- Integrated hood designed to sit behind a furniture panel creating a seamless look in your kitchen.
- Electronic slider control with intensive setting to clear cooking vapours quickly and efficiently.
- Twin hobs lights for improved hob illumination.
- Our aluminium grease filters can be washed in the dishwasher.
- Charcoal filter included for recirculation.
- Suitable for low ceiling heights when installed over an electric hob.

Please refer to page 210 for full specification and page 246 for installation diagram.

Available in
DE6261-ML 60cm Integrated hood



COOKING/
COMPACT AND MICROWAVES

OVENS & COFFEE MACHINE 80
COMBINATION 82
WARMING DRAWERS 83
COMPACT DISHWASHER 83



COMPACT RANGE/ COOKING

Bake. Roast. Mash. Boil. Chip. Potatoes can be transformed into endless delights. There are no compromises with our Compact range. Good taste has many facets.

Introducing the compact range

The new AEG Compact range offers powerful performance in a small design. Simply select the combination of appliances to best suit your needs and space, from steam only or multifunctional ovens to combi and grill microwaves. Or how about a coffee machine? Warming and accessory drawers are also available.

Performance, concentrated

With AEG Compact, an extended range of options means you should never have to compromise on fitting in everything you need. Our compact ovens have all the features of their full-sized counterparts, but concentrated into a smaller space... there is even a professional-standard Compact ProCombi Steam Oven. There are also microwave ovens, as well as coffee machines.

Advanced technology

Coupled with superior quality.

Bespoke customisation

So you can achieve your ideal combination and your perfect layout, ranging items however you like... a horizontal run, a vertical stack, or perhaps a group of four? With AEG Compact, you can create your own perfect style.

Design harmony

The compact range matches our other kitchen appliances in design and finishing, perfectly.

COMPACT RANGE/ OVENS

PE4511-M
Fully automatic coffee machine with touch control LCD display.



BUILT-IN

- Have authentic Italian coffee at home at the touch of a button, espresso or even Americano or combine with steam spout for cappuccino, latte or hot chocolate.
- Digital touch control operation. Easy to use and look sleek in the kitchen.
- Uses fresh coffee beans for an authentic taste.
- Fully automatic preprogrammed machine offering a selection of coffee including espresso, long and a mug.
- Steam/water spout for milk frothing to create an authentic cappuccino, latte or hot chocolate.
- Coffee machine mounted on telescopic runners for easy access.
- Multi cup jug option for up to 6 cups of coffee in one go.
- Sensor and LED indicator for water refilling of used coffee drawer emptying.

Please refer to page 211 for full specification and page 247 for installation diagram.



KE7415001M
Compact multifunction oven with ProSight touch control.



BUILT-IN

- Digital touch controls are easy to use and look sleek in the kitchen.
- Multifunction oven with all the benefits of true fan and conventional cooking. Use different functions to get the best results for what you are cooking.
- Your roasts and baking will always achieve mouth-watering results with true fan cooking. Our true fan cooking system gently circulates hot air through the oven cavity, allowing you to cook on one or all of our shelf positions at the same time with no transfer of flavour or taste between sweet and savoury foods. As the oven heats up faster, lower temperatures and shorter cooking times are used to achieve those delicious results.
- Turbo grilling gives an authentic spit roast effect without the mess. Heat from the top elements is circulated by the fan, sealing and crisping the food whether it's the joint or the roast potatoes.
- Diamond glazed enamel interior, durable and easy to clean.

Please refer to page 212 for full specification and page 247 for installation diagram.

COMPACT RANGE/ OVENS

KS7415001M
Compact steam oven with ProSight touch control.



BUILT-IN

- Digital touch controls are easy to use and look sleek in the kitchen.
- Uses pure -100% - steam. Steam's gentle heat evenly penetrates food making for tasty, healthy dishes. The food retains a higher level of nutrients, vitamins and minerals, compared to other cooking methods, while natural colours, flavours and textures are enhanced. It's a convenient way to cook too, as several dishes requiring different cooking times can be placed in the oven at once without smells and tastes being transferred between foods. Perfect for cooking fish, rice, vegetables and fruit.
- Steam cleaning programme, eliminates the need for commercial oven cleaners. Simply wipe out after the programme ends.

Please refer to page 212 for full specification and page 247 for installation diagram.

KS7100000M
Compact multifunction oven with steam and ProSight touch control.



BUILT-IN

- Digital touch controls are easy to use and look sleek in the kitchen.
- Combining steam with hot air the procombi steam oven uses a combination of steam and hot air to enhance flavours, alluring aromas and spectacular textures.
- Quarter Steam and Heat 25% steam and 75% hot air are combined to create irresistible flavours. Perfect for cooking bread, poultry, gratins, lasagne and other pasta bake dishes.
- Uses pure -100% - steam. Steam's gentle heat evenly penetrates food making for tasty, healthy dishes. The food retains a higher level of nutrients, vitamins and minerals, compared to other cooking methods, while natural colours, flavours and textures are enhanced. It's a convenient way to cook too, as several dishes requiring different cooking times can be placed in the oven at once without smells and tastes being transferred between foods. Perfect for cooking fish, rice, vegetables and fruit.
- Steam cleaning programme, eliminates the need for commercial oven cleaners. Simply wipe out after the programme ends.

Please refer to page 212 for full specification and page 247 for installation diagram.

COMPACT RANGE/ COMBINATION MICROWAVE

MCC3881E-M
38L anti-fingerprint stainless steel combination microwave with true fan cooking.



BUILT-IN

- Combine the microwave with the browning and crisping effect of grilling or fan cooking, giving you speed and fantastic results.
- Combination microwave oven with true fan cooking for total flexibility.
- ProSight touch controls with fully interactive LCD display which is easy to operate.
- Take away the guesswork, with the autoweight cooking and defrosting programmes, all you need to do is enter the weight and let the microwave do the rest.
- A powerful 1000W microwave with 5 power levels for cooking flexibility.
- With the touch of a button, our Quick start function cooks for 30 seconds.
- Controls can be locked for additional safety and prevent alteration to cooking selection.
- Oven furnished with shelf supports, metal roasting dish and toast and grill rack.
- Suitable for undercounter installation.
- Fully built in or built under, no kit required.

Please refer to page 214 for full specification and page 247 for installation diagram.

MCD3881E-M
38L anti-fingerprint stainless steel microwave with grill and LCD display.



BUILT-IN

- Combine the microwave and 1500W grill to crisp and brown dishes, for fantastic results.
- ProSight touch controls with fully interactive LCD display which is easy to operate.
- Take away the guesswork, with the autoweight cooking and defrosting programmes, all you need to do is enter the weight and let the microwave do the rest.
- With the touch of a button, our Quick start function cooks for 30 seconds.
- A powerful 1000W microwave with 5 power levels for cooking flexibility.
- Controls can be locked for additional safety and prevent alteration to cooking selection.
- Oven furnished with shelf supports, glass roasting dish and toast and grill rack.
- Suitable for undercounter installation.
- Fully built in or built under, no kit required.

Please refer to page 214 for full specification and page 247 for installation diagram.

COMPACT RANGE/ WARMING DRAWERS

KD91404E
Warming drawer with push/pull mechanism.



- 6 place setting.
 - Steel, stylish warming drawer with push/pull mechanism for a flush finish in your kitchen.
 - Antifingerprint stainless steel.
 - Ideal for keeping hot food warm until you are ready to serve without drying food out.
 - Plate warming at 60°C food will stay warmer for longer on pre-warmed plates.
 - Warming cups and glasses at 40°C, hot liquids will not cool down as quickly when served in pre-warmed cups.
- Please refer to page 213 for full specification and page 247 for installation diagram.

KD92903E
Warming drawer for 12 place settings.



- 6 place setting.
 - Antifingerprint stainless steel.
 - Ideal for keeping hot food warm until you are ready to serve without drying food out.
 - Plate warming at 60°C food will stay warmer for longer on pre-warmed plates.
 - Warming cups and glasses at 40°C, hot liquids will not cool down as quickly when served in pre-warmed cups.
- Please refer to page 213 for full specification and page 247 for installation diagram.

KD91403E
Warming drawer for 6 place settings.



- 6 place setting.
 - Antifingerprint stainless steel.
 - Ideal for keeping hot food warm until you are ready to serve without drying food out.
 - Plate warming at 60°C food will stay warmer for longer on pre-warmed plates.
 - Warming cups and glasses at 40°C, hot liquids will not cool down as quickly when served in pre-warmed cups.
- Please refer to page 213 for full specification and page 247 for installation diagram.

DISHWASHER

F55200ViO
Fully integrated compact Dishwasher with LED display.



BUILT-IN

- Ideal for smaller households or apartments where kitchen space is at a premium.
- Mix and match with our full range of compact appliances, this dishwasher offers installation flexibility - In line, In column or Undercounter.
- 5 wash programmes including Auto 45°-70° programme. Ideal for washing anything from glasses to roasting dishes.
- With our delay start feature you choose when the programme starts.
- Optional stainless steel door available.
- Programmes: Auto 45°-70°, ExtraSilent, Eco 55, Pro70° intensive, quick 50.

Please refer to page 217 for full specification and page 248 for installation diagram.



COOKING/ MICROWAVES

COMBINATION WITH GRILL 88
SOLO 90

ACCESSORIES 94



COOKING/ MICROWAVES

The perfect partner for your oven

Our high-end Neue Kollektion microwave ovens provide a versatile range of cooking solutions in your kitchen. Flexibility is the key. You can microwave, grill, defrost, re-heat or select the convection function. And all this functionality can be used in any combination you desire.

Combine a Neue Kollektion microwave with your traditional oven for the definitive answer to your cooking needs. In addition to conventional cooking methods, you can gently heat liquids without using precious hob space, as well as speed up the cooking process by par-cooking dishes or defrosting meat and fish.

Perfect results with automatic programming

Whether you're defrosting, cooking or grilling your food, our new microwave ovens can be depended upon time after time. They're automatically programmed to deal with a range of different dishes and foods at the touch of a button. Simply select the food type, weight and the microwave does the rest.

Optimal access and ideal cooking capacity

With an expansive 38-litre cavity size inside our top-of-the-range models, you can prepare even large dishes. And it's easy to load and unload heavy plates and trays with the drop-down door.

Stainless-steel interior finish

For a professional look and feel.

Our Neue Kollektion microwaves feature our SOLO range - microwave only; DUO range - microwave and grill flexibility; and our COMBI range - microwave or grilling combined with fan cooking for fantastic results.

Quick start control

Enables you to cook for 30 seconds at full power at the touch of a single button, ideal for common tasks such as warming up drinks. Can be pressed up to 5 times continuously for convenience.

All our microwaves are fully built in so no additional building in kits are required. Selected models can be built under counter and all models can be built in column, offering flexibility to fit into your kitchen.

MICROWAVES/ COMBINATION MICROWAVE

MCC3881E-M
38L anti-fingerprint stainless steel combination microwave with true fan cooking.



BUILT-IN

- Combine the microwave with the browning and crisping effect of grilling or fan cooking, giving you speed and fantastic results.
- Combination microwave oven with true fan cooking for total flexibility.
- ProSight touch controls with fully interactive LCD display which is easy to operate.
- Take away the guesswork, with the autoweight cooking and defrosting programmes, all you need to do is enter the weight and let the microwave do the rest.
- A powerful 1000W microwave with 5 power levels for cooking flexibility.
- With the touch of a button, our Quick start function cooks for 30 seconds.
- Controls can be locked for additional safety and prevent alteration to cooking selection.
- Oven furnished with shelf supports, metal roasting dish and toast and grill rack.
- Suitable for undercounter installation.
- Fully built in or built under, no kit required.

Please refer to page 214 for full specification and page 247 for installation diagram.

MICROWAVE WITH GRILL

MCD3881E-M
38L anti-fingerprint stainless steel microwave with grill and LCD display.



BUILT-IN

- Combine the microwave and 1500W grill to crisp and brown dishes, for fantastic results.
- ProSight touch controls with fully interactive LCD display which is easy to operate.
- Take away the guesswork, with the autoweight cooking and defrosting programmes, all you need to do is enter the weight and let the microwave do the rest.
- With the touch of a button, our Quick start function cooks for 30 seconds.
- A powerful 1000W microwave with 5 power levels for cooking flexibility.
- Controls can be locked for additional safety and prevent alteration to cooking selection.
- Oven furnished with shelf supports, glass roasting dish and toast and grill rack.
- Suitable for undercounter installation.
- Fully built in or built under, no kit required.

Please refer to page 214 for full specification and page 247 for installation diagram.

MICROWAVES/ DUO, WITH GRILL

MCD2664E-M
Large 26L anti-fingerprint stainless steel duo microwave and grill.



BUILT-IN

- Combine the microwave and 1000W grill to crisp and brown dishes, for fantastic results.
- 900W microwave with 5 power levels for cooking flexibility.
- Our Active display allows you to change settings whilst the microwave is operating for added versatility.
- Take away the guesswork, with the autoweight cooking and defrosting programmes, all you need to do is enter the weight and let the microwave do the rest.
- With the touch of one button, the Quick start function cooks for 30 seconds.
- Glass turntable.
- Fully built-in, no kit required.
- Controls can be locked for additional safety and prevent alteration to cooking selection.

Please refer to page 215 for full specification and page 247 for installation diagram.

MCD1763E-M
17L anti-fingerprint stainless steel duo microwave and grill.



BUILT-IN

- Combine the microwave and 1000W grill to crisp and brown dishes, for fantastic results.
- 800W microwave with 5 power levels for cooking flexibility.
- Our Active display allows you to change settings whilst the microwave is operating for added versatility.
- Take away the guesswork, with the autoweight cooking and defrosting programmes, all you need to do is enter the weight and let the microwave do the rest.
- With the touch of one button, the Quick start function cooks for 30 seconds.
- Glass turntable.
- Fully built in, no kit required.
- Controls can be locked for additional safety and prevent alteration to cooking selection.

Please refer to page 215 for full specification and page 247 for installation diagram.

MICROWAVES/ SOLO

MC2664E-M
Large 26L anti-fingerprint stainless steel microwave.



BUILT-IN

- For larger plates and dishes, this large 26 litre microwave fits within a 60cm standard niche.
- 900W microwave with 5 power levels for cooking flexibility.
- Our Active display allows you to change settings whilst the microwave is operating for added versatility.
- Take away the guesswork, with the autoweight cooking and defrosting programmes, all you need to do is enter the weight and let the microwave do the rest.
- With the touch of one button, the Quick start function cooks for 30 seconds.
- Controls can be locked for additional safety and prevent alteration to cooking selection.
- Glass turntable.
- Fully built in, no kit required.
- Suitable for undercounter installation.

Please refer to page 215 for full specification and page 247 for installation diagram.

Also available in
MC2664E-W White
MC2664E-B Black

MC1763E-M
High performance 17L microwave in 60cm width.



BUILT-IN

- To fit within a standard niche, this 60cm wide microwave can accommodate all your microwave needs.
- 800W microwave with 5 power levels for cooking flexibility.
- Our Active display allows you to change settings whilst the microwave is operating for added versatility.
- Take away the guesswork, with the autoweight cooking and defrosting programmes, all you need to do is enter the weight and let the microwave do the rest.
- With the touch of one button, the Quick start function cooks for 30 seconds.
- Controls can be locked for additional safety and prevent alteration to cooking selection.
- Glass turntable.
- Fully built in, no kit required.
- Suitable for undercounter installation.

Please refer to page 215 for full specification and page 247 for installation diagram.

MICROWAVES/ SOLO

MC1753E-M
High performance 17L microwave in 50cm width.



BUILT-IN

- To fit within a smaller niche, this 50cm wide microwave is perfect for bespoke kitchens.
- 800W microwave with 5 power levels for cooking flexibility.
- With an active display you can change settings whilst the microwave is operating.
- Take away the guesswork, with the autoweight cooking and defrosting programmes, all you need to do is enter the weight and let the microwave do the rest.
- With the touch of one button, the Quick start function cooks for 30 seconds.
- Controls can be locked for additional safety and prevent alteration to cooking selection.
- Glass turntable.
- Fully built in, no kit required.
- Suitable for undercounter installation.

Please refer to page 215 for full specification and page 247 for installation diagram.



MaxiSense® Plancha Grill

To enable you to enjoy the precision and control of the MaxiSense® hob when griddling food, we have developed the MaxiSense® Plancha Grill. This professional griddle distributes and retains heat evenly for perfect results. Simply combine the Plancha Grill with any MaxiSense® hob that has the 'Bridge' function - enabling you to griddle to perfection over two cooking zones.



Fusion Induction Wok

Another professional tool to extend the abilities of MaxiSense® is the Fusion Induction Wok, a unique wok support giving fast, focused heat for optimum wok cooking performance.

Our fusion Induction Wok can be used with any Induction hob with a minimum zone width of 20cm and our CrystalLine module ceramic hob.

Available online

You can now buy a wide range of accessories online at www.AEG.co.uk




CrystalLine Griddle Plate

A specially designed griddle plate that can be used together with our ceramic CrystalLine modular hobs. This griddle evenly distributes and retains heat for perfect grilling. With an antistick coating and special feet, it's very practical and easy to clean.

Available online

You can now buy a wide range of accessories online at www.AEG.co.uk



KD6070M BI Compact Drawer

This special drawer is designed to be used in conjunction with our compact oven KS7100000M. In stylish anti fingerprint stainless steel, with recessed handle and anti-slip mat, it's perfect for storing oven accessories.




TR1LFV

One set of fully extendable telescopic shelf runners suitable for use with our new MaxiKlasse™ oven range.

TR1LFSTV

One set of fully extendable telescopic shelf runners suitable for use with our new MaxiKlasse™ Steam Ovens.



CLEANING/

DISHCARE
BUILT-IN
FULLY INTEGRATED 98
SLIMLINE AND COMPACT 101

FREESTANDING
PROCLEAN™ 103

XXL performance

When reaching for that extra pan or that extra-large serving dish, a serious cook should never have to worry about whether the dishwasher can cope. The Neue Kollektion's ProClean™ Cleaning System takes it all in its stride, with the largest loading volume available (10 litres more than standard dishwashers), 5 spray levels and a double-action rotation arm that allows water spray to reach every corner.

DISHCARE/ INTRO

ProClean™: for everything from fine crystal to fish kettles

Why make do with a few, basic pots and pans when there are so many wonderful possibilities for your batterie de cuisine? Our ProClean™ dishwashers are designed to take it all in their stride. Our ProClean™ dishwasher has a larger tub with an extra 10 litres of space, so it's easier to find a place for even those strangely shaped odds and ends and enough space to take a 34cm dish. Plus an innovative satellite spray arm, which whirls around reaching the nooks and crannies other dishwashers might miss, for impeccable cleaning whatever the load.

Beam to floor technology

Our dishwashers are really quiet. So our fully integrated dishwashers project a beam of light onto the floor to tell you when its running. It changes to green once the cycle has finished.

AutoOff

The AutoOff function completely eliminates energy use in standby mode, representing a breakthrough in energy efficiency.

Quiet efficiency

You may have just a few dishes to clean, or a party's worth. Either way, you'll find our dishwasher range is our quietest ever, with most models having 'AAA' ratings for energy and efficiency, and they all give uncompromising performance, whatever the load. No fuss, no noise, no waste.

ProClean™: Proven to clean better

The independent German test institute, LGA, has awarded us a first for dishwashers: the 'Fit for Daily use' certificate for our new ProClean™ range. This accolade confirms that our latest dishwashers are optimised for better loading and cleaning results during everyday use. ProClean™ will be the first dishwashers in the market with the 'Fit For Daily Use' mark.



Sensorlogic

This advanced function in our ProClean™ dishwashers uses two sensors to measure the size and soiling of dishes, electronically fine tuning the selected programme to the specific needs of the wash loads.

Automatic programme

It's almost inevitable that each dishwasher load features a different combination of dishes and pans, which require a different intensity of cleaning. ProClean™ has an automatic programme that adjusts the temperature and the programme length depending on the soil level of your load, giving you the very best results for the minimum energy consumption.

FitsAll

There's every chance that guests won't notice your dishwasher is even there. Our Neue Kollektion dishwashers have been designed to guarantee seamless integration into your kitchen. The new structure and fulcrum hinges provide perfect furniture alignment (with no need to cut any plinth height between 4 and 14 cm). What's more, all our Neue Kollektion dishwashers have adjustable feet. So your dishwasher can sit harmoniously with any kitchen furniture and in any niche.

Luxury Hold

Luxury Hold auto-balancing hinges mean the door will hold its position at any angle, with any door furniture weight from 1.5kg to 10kg, for easier loading and unloading.

DryTech

DryTech gives an improved drying result by removing the steam from the dishwasher leaving your dishes drier.

FlexiLift

Allows you to adjust the upper basket position whether its empty or full, depending on your load and the space needed.



BUILT-IN DISHCARE/



DISHCARE/ PROCLEAN™ DISHWASHERS 60CM

F99015Vi0P
Our quietest ever, fully integrated Sensorlogic ProClean™ Dishwasher.



BUILT-IN

- This dishwasher is really quiet. Our unique Timebeam projects the programme time remaining on to the floor.
- 9 wash programmes including ProZone for the most challenging cleaning, with water pressure up to 3 times higher and temperature up to 25% higher in the lower basket.
- Our ProBoost increases jet water pressure for extra cleaning effectiveness when you need it.
- The AutoOff function completely eliminates energy use in the standby mode.
- ProClean™ XXL tub with FlexiSpray satellite spray arm and third ceiling spray arm for impeccable cleaning whatever the load.
- Our new ProClean™ FlexiLift baskets offer additional flexibility with foldable plate racks in the bottom basket. The new SoftSpikes in the upper basket give glasses and cups extra stability when moving the basket and when cleaning.
- Luxury Hold autobalancing hinges mean the door will hold its position at any angle for easier loading and unloading.
- Programmes: 30min60° & 50min55° quickwashes, Auto 45°-70°, Bio50° with prerinse, Pro70° intensive, ExtraSilent, Glass45°, ProZone, rinse & hold.

Please refer to page 216 for full specification and page 248 for installation diagram.

DISHCARE/ PROCLEAN™ DISHWASHERS 45CM

F78400Vi0P
Slimline fully integrated Dishwasher featuring ProClean™.



BUILT-IN

- ProClean™ FlexiSpray satellite spray arm and third ceiling spray arm for impeccable cleaning whatever the load.
- 8 wash programmes including our Auto 45°-70° programme. Ideal for washing anything from glasses to roasting dishes.
- This dishwasher is really quiet so it projects a tiny red or green beam onto the floor to tell you when it's running and when it's finished.
- The AutoOff function completely eliminates energy use in the standby mode.
- Luxury Hold autobalancing hinges mean the door will hold its position at any angle for easier loading and unloading.
- Our bottom basket has foldable plate racks, great for pots and pans. The new SoftSpikes in the upper basket give glasses and cups extra stability when moving the basket and when cleaning.
- Programmes: 30min 60° & 50min 55° quickwashes, Auto 45°-70°, Bio50° with prerinse, Pro70° intensive, Glass 45°, ExtraSilent, rinse & hold.

Please refer to page 217 for full specification and page 248 for

DISHWASHERS 60CM SEMI INTEGRATED PROCLEAN™

F65000iM0P
Stunning Semi-integrated ProClean™ Dishwasher with Sensorlogic.



BUILT-IN

- ProClean™ XXL tub with FlexiSpray satellite spray arm and third ceiling spray arm for impeccable cleaning whatever the load.
- Our new ProClean™ FlexiLift baskets have a special wave design ensuring items of all shapes and sizes can be securely placed within the basket for perfect cleaning results.
- 5 wash programmes including our Auto 45°-70° programme. Ideal for washing anything from glasses to roasting dishes.
- The AutoOff function completely eliminates energy use in the standby mode.
- Luxury Hold autobalancing hinges mean the door will hold its position at any angle for easier loading and unloading.
- Our DryTech system gives an improved drying result by removing steam from the dishwasher.
- Programmes: 30min 60° quickwash, Auto 45°-70°, Bio50° with prerinse, Pro70° intensive, rinse & hold.

Please refer to page 217 for full specification and page 248 for installation diagram.

DISHCARE/

FULLY INTEGRATED
PROCLEAN™ DISHWASHER

F55002Vi0P
Fully integrated Sensorlogic ProClean™ dishwasher with AutoOff function.



BUILT-IN

- ProClean™ XXL tub with FlexiSpray satellite spray arm and third ceiling spray arm for impeccable cleaning whatever the load.
- 5 wash programmes including our Auto 45°-70° programme. Ideal for washing anything from glasses to roasting dishes.
- The AutoOff function completely eliminates energy use in the standby mode.
- This dishwasher is really quiet so it projects a tiny red or green beam onto the floor to tell you when it's running and when it's finished.
- Our new ProClean™ FlexiLift baskets have a special wave design ensuring items of all shapes and sizes can be securely placed within the basket for perfect cleaning results.
- Luxury Hold autobalancing hinges mean the door will hold its position at any angle for easier loading and unloading.
- Programmes: 30min 60° quickwash, Auto 45°-70°, Bio50° with prerinse, Pro70° intensive, rinse & hold.

Please refer to page 216 for full specification and page 248 for installation diagram.

FULLY INTEGRATED
DISHWASHER

F34030Vi0
Fully integrated dishwasher with push button controls.



BUILT-IN

- 4 wash programmes including our Pro70° intensive wash for an ultra clean finish on pots and pans.
- Our DryTech system gives an improved drying result by removing steam from the dishwasher.
- You may have just a few dishes to clean, with Auto half load our dishwasher automatically reduces water and energy, giving uncompromised performance.
- For additional flexibility our cup shelves in the top basket can be folded neatly away when not needed.
- Programmes: Bio50° with prerinse, Normal 65° with prerinse advanced, Pro70° intensive, rinse & hold.

Please refer to page 216 for full specification and page 248 for installation diagram.

DISHCARE/

SLIMLINE AND COMPACT

F55402Vi0P
Slimline fully integrated dishwasher featuring ProClean™.



BUILT-IN

- ProClean™ FlexiSpray satellite spray arm and third ceiling spray arm for impeccable cleaning whatever the load.
- 5 wash programmes including our Auto 45°-70° programme. Ideal for washing anything from glasses to roasting dishes.
- This dishwasher is really quiet so it projects a tiny red or green beam onto the floor to tell you when it's running and when it's finished.
- The AutoOff function completely eliminates energy use in the standby mode.
- Luxury Hold autobalancing hinges mean the door will hold its position at any angle for easier loading and unloading.
- Our bottom basket has foldable plate racks, great for pots and pans.
- Programmes: 30min 60°, Auto 45°-70°, Bio50° with prerinse, Pro70° rinse & hold.

Please refer to page 217 for full specification and page 248 for installation diagram.

F55200Vi0
Fully integrated compact dishwasher with LED display.



BUILT-IN

- Ideal for smaller households or apartments where kitchen space is at a premium.
- Mix and match with our full range of compact appliances, this dishwasher offers installation flexibility - In line, In column or Undercounter.
- 5 wash programmes including Auto 45°-70° programme. Ideal for washing anything from glasses to roasting dishes.
- With our delay start feature you choose when the programme starts.
- Optional stainless steel door available.
- Programmes: Auto 45°-70°, ExtraSilent, Eco 55, Pro70° intensive, quick 50.

Please refer to page 217 for full specification and page 248 for installation diagram.



DISHCARE/

PROCLEAN® DISHWASHERS 60CM

F99009M0P

Our quietest, full size Sensorlogic ProClean® dishwasher with advanced LCD display.



FREESTANDING

- 9 wash programmes including a special ExtraSilent programme reducing noise levels to just 37dB our quietest dishwasher ever.
- Our special ProZone wash programme is ideal for the most challenging cleaning, with water pressure up to 3 times higher and temperature up to 25% higher in the lower basket.
- ProClean® XXL tub with FlexiSpray satellite spray arm and third ceiling spray arm for impeccable cleaning whatever the load.
- Our new FlexiLift baskets offer additional flexibility with foldable plate racks in the bottom basket. The new SoftSpikes in the upper basket give glasses and cups extra stability when moving the basket and when cleaning.
- Luxury Hold auto-balancing hinges mean the door will hold its position at any angle for easier loading and unloading.
- Our DryTech system gives an improved drying result by removing steam from the dishwasher.
- Programmes: 30min60° & 50min55° quickwashes, Auto 45°-70°, Bio50° with prerinse, Pro70° intensive, ExtraSilent, Glass45°, ProZone, rinse & hold.

Also available in
F99009W0P White

Please refer to page 218 for full specification.

F88002W0P

Full size Sensorlogic ProClean® dishwasher with touch control.



FREESTANDING

- 8 wash programmes including our Auto 45°-70° programme. Ideal for washing anything from glasses to roasting dishes.
- ProClean® XXL tub with FlexiSpray satellite spray arm and third ceiling spray arm for impeccable cleaning whatever the load.
- ProZone, a special programme for the most challenging cleaning, with water pressure up to 3 times higher and temperature up to 25% higher in the lower basket.
- Luxury Hold auto-balancing hinges mean the door will hold its position at any angle for easier loading and unloading.
- Our new FlexiLift baskets offer additional flexibility with foldable plate racks in the bottom basket. The new SoftSpikes in the upper basket give glasses and cups extra stability when moving the basket and when cleaning.
- Our DryTech system gives an improved drying result by removing steam from the dishwasher.
- ExtraHygiene option extends the final rinse, useful for household items where hygiene is of the utmost importance such as chopping boards and carving knives.
- Programmes: 30min60° quickwash, Auto 45°-70°, Bio50° with prerinse, Pro70° intensive, ExtraSilent, Glass45°, ProZone, rinse & hold.

Please refer to page 218 for full specification.

DISHCARE/

PROCLEAN®
DISHWASHERS 60CM

F7700W0P
Sensorlogic ProClean® full size dishwasher with push button control.



FREESTANDING

- Sensorlogic ProClean® full size dishwasher with push button control.
 - 7 wash programmes including 2 quickwash options. 30min60° washing 4 place setting in just 30 minutes or 50min55° washing a full load in just 50minutes. Whilst still achieving an 'A' wash performance!
 - The Auto Off function completely eliminates energy use in the standby mode.
 - ProClean® XXL tub with FlexiSpray satellite spray arm and third ceiling spray arm for impeccable cleaning whatever the load.
 - Our new FlexiLift baskets offer additional flexibility with foldable plate racks in the bottom basket. For additional flexibility our cup shelves in the top basket can be folded neatly away when not needed.
 - Luxury Hold auto-balancing hinges mean the door will hold its position at any angle for easier loading and unloading.
 - Our DryTech system gives an improved drying result by removing steam from the dishwasher.
 - ExtraHygiene options extends the final rinse, useful for household items where hygiene is of the utmost importance such as chopping boards and carving knives.
- Programmes: 30min60° & 50min55° quickwashes, Auto 45°-70°, Bio50° with prerinse, Pro70° intensive, ExtraSilent, rinse & hold.

Also available in F77000W0P Stainless Steel
Please refer to page 218 for full specification.

F55020W0P
Full size ProClean® dishwasher with LED display.



FREESTANDING

- ProClean® XXL tub with FlexiSpray satellite spray arm and third ceiling spray arm for impeccable cleaning whatever the load.
- 5 wash programmes including 30min60° washing 4 place setting in just 30 minutes whilst still achieving an 'A' wash performance!
- The Auto Off function completely eliminates energy use in the standby mode.
- Our new FlexiLift baskets offer additional flexibility with foldable plate racks in the bottom basket. For additional flexibility our cup shelves in the top basket can be folded neatly away when not needed.
- Luxury Hold auto-balancing hinges mean the door will hold its position at any angle for easier loading and unloading.
- Our DryTech system gives an improved drying result by removing steam from the dishwasher.
- Multitab option adjusts the time and temperature of the wash phases for sparkling results every time.

Programmes: 30min60° quickwash, Auto 45°-70°, Bio50° with prerinse, Pro70° intensive, rinse & hold.

Please refer to page 219 for full specification.

DISHCARE/

DISHWASHERS 60CM

F45010W0
Full size dishwasher with LED display.



FREESTANDING

- 5 wash programmes including our Auto 45°-70° programme. Ideal for washing anything from glasses to roasting dishes.
- Our bottom basket has foldable plate racks, great for pots and pans. For additional flexibility our cup shelves in the top basket can be folded neatly away when not needed.
- LED display for programme selection with time remaining and progress indication.
- Our DryTech system gives an improved drying result by removing steam from the dishwasher.
- With our delay start feature you choose when the programme starts.

Programmes: 30min60° quickwash, Auto 45°-70°, Bio50° with pre-rinse, Pro70° intensive, rinse & hold.

Please refer to page 219 for full specification.

PROCLEAN®
DISHWASHERS 45CM

F88419W0P
Slimline ProClean® dishwasher with central LED display.



FREESTANDING

- ProClean® FlexiSpray satellite spray arm and third ceiling spray arm for impeccable cleaning whatever the load.
- 8 wash programmes including our Auto 45° -70° programme. Ideal for washing anything from glasses to roasting dishes.
- The Auto Off function completely eliminates energy use in the standby mode.
- Our bottom basket has foldable plate racks, great for pots and pans. The new SoftSpikes in the upper basket give glasses and cups extra stability when moving the basket and when cleaning.
- Luxury Hold auto-balancing hinges mean the door will hold its position at any angle for easier loading and unloading.
- Our special ProZone wash programme is ideal for the most challenging cleaning, with water pressure up to 3 times higher and temperature up to 25% higher in the lower basket.
- ExtraHygiene options extends the final rinse, useful for household items where hygiene is of the utmost importance such as chopping boards and carving knives.

Programmes: 30min60° & 50min55° quickwashes, Auto 45°-70°, Bio50° with prerinse, Pro70° intensive, ExtraSilent, Glass45°, ProZone.

Please refer to page 219 for full specification.



COOLING/

SIDE BY SIDE
AND PERFEKTFIT™ 110

FREESTANDING
FRIDGE FREEZERS 116
CABINET REFRIGERATION 129
UNDERCOUNTER 134

BUILT-IN
LONGFRESH 136
FRIDGE FREEZERS 141
FRIDGES AND FREEZERS 149

A fresh approach

Fresh food, full of flavour and nutrients, is essential both for serious cooking and for our health. The AEG ProFresh fridge-freezer addresses this need, offering appliances that stay frost-free while keeping your food at its best. Two independent circuits cool the refrigerator and freezer compartments separately, keeping the freezer free of frost while maintaining the refrigerated food's natural moisture, thereby preserving its quality and maintaining vitamin content.

COOLING/ SLOW DOWN TIME

The fridge freezer that's almost made to measure

To make the very most of the space you have, we've designed PerfektFit™. It's a choice of two models, combining fridge and freezer functions to exactly suit your needs, as well as a dedicated wine cellar designed to provide optimum conditions for storing and serving fine wines. Whatever your personal PerfektFit™ combination, they will integrate perfectly, with flat, professional style stainless steel finish, and smudge free anti-fingerprint protection.

Fresher for longer: we call it 'LongFresh'

Cooling is just the beginning. For food to stay at the peak of freshness, conditions must be precisely right – and what's perfect for one food isn't right for another. Our solution, based on years of research, is LongFresh.

LongFresh storage drawers can be set individually to create conditions ideal for their contents. Meat, cheese and fish, for example, are best kept at 0°C with low humidity, while salad, fresh vegetables and fruit will keep best in high humidity. The result? Food can stay fresh up to three times longer than in a conventional fridge. And if it looks fresh and tastes fresh that means vitamins are preserved for longer too.

Ideally, the air around your food should be completely untainted – even by food smells. Our solution is CleanAir Control, which uses a charcoal filter to purify the air and reduce odours. So flavours won't be transferred, even between unwrapped foods left in the fridge.

Precise control at a touch

AEG fridges and freezers now feature advanced LCD displays with Touch Controls allowing you to set temperatures and features precisely and instantly.

A brighter view

LED lighting inside the fridge with a 'rise on' effect provides crisp, contemporary illumination.

Energy efficiency

Our high performance technology saves energy too. Our A+ models use up to 20% less energy than a standard A-class appliance.

No work, no waste: NoFrost

It seems strange, but frost really isn't good in a freezer – when it builds up, the freezers much less energy efficient. And of course, it has to be defrosted at some point, which is boring. With AEG's NoFrost, the humidity is constantly extracted, so there's practically no build up of ice.

More ways to find your perfect combination

Our range of built-in refrigerators and freezers is exceptionally broad. So, for example, you can choose to pair a refrigerator and freezer within each of four niche sizes, from 820mm up to 1780mm. Selected sizes feature LongFresh drawers and NoFrost freezer too.

Coolmatic

Just press this button to chill large amounts of fresh food, such as the weekly shopping from the vegetable market, at the optimum storage temperature. For good measure, an extra chill setting is automatically activated when large quantities of fresh food are placed in the fridge.

Frostmatic

Rapid freezing is convenient and economical and preserves a food's quality and appearance. The Frostmatic function automatically selects the appliance's maximum freezing temperature, freezing large quantities of fresh food quickly and efficiently.

Complete flexibility for optimum freezer storage

Storing a week's supply of food in a freezer isn't easy, but being able to move the shelves and drawers in the freezer around can make all the difference. With our new range, simply take out the drawers and shelves and rearrange – enabling you to freeze large, bulky items easily and make the best use of the available space.

Temperature alarm

If the temperature rises too high, a visible and audible alarm lets you know about this quickly.



COOLING/ SIDE BY SIDE



S85628SK1
American-style stainless steel food centre with
A+ energy efficiency.



FREESTANDING

- LCD touch controls ensure precise temperature and function setting, including useful features such as Frostmatic, Coolmatic, child lock, door open alarm and high temperature alarm.
- DynamicAir cooling means that a powerful fan automatically activates to ensure that fridge temperature is maintained at the desired level and food is cooled, preserving food quality.
- An extra large, telescopic salad drawer with divider provides a large amount of space for the weekly shop of fresh vegetables and salad.
- Soft Rise LED lighting gives a premium and modern feel to the fridge. LED lights are long lasting, consume less energy and do not give off heat, which may affect food storage.
- With our frost free freezer you never have to defrost your freezer again.
- Our frost free freezer allows you total storage flexibility with the option of simply removing the storage drawers and using one or six glass shelves to accommodate large food items such as an extra large turkey.

Please refer to page 222 for full specification and page 249 for installation diagram.



COOLING/ WINE

Fine wines call for perfect storage conditions

Top quality wine is a precious investment that deserves to be treated with care. Our wine cellars are designed to provide constant, optimum conditions, for as long as it takes for your wine to reach its peak of perfection be it your red or white wine.

The right temperature, for white and red wine

Our AEG wine cellars have two separate temperature zones, so you can either use one to store your red and the other for white, or alternatively use one to prepare wine for serving. The temperature range is designed to allow you to serve your wine at your preferred temperature.

For a full red, for example, you might choose 16-18°C; for a lighter one, slightly cooler. Champagne could be served as cold as 6°C, but most top quality white wines would benefit from being brought gently to around 10-12°C.

AEG recommend that white wine is stored at temperatures between 7-10°C and red wine is stored at temperatures between 10-13°C.

It is not just temperature that is important for optimal wine storage. Humidity and light are also key factors. Our AEG wine cellars maintain the correct humidity level, to prevent corks from drying out.

The K-glass doors not only allow you to see inside to check your bottles but filter out ultra-violet rays that could harm the contents. There is even an anti-vibration system, to ensure that the wine matures in perfect stillness.

COOLING/ WINE



SWS98820L0/G0
In-column Stainless Steel Wine Cooler with dual temperature regulation for red and white wines.



BUILT-IN

- Dual temperature control with Air Circulation Fan system ensures optimal wine storage for different types of wine with the possibility to personalise the split between each temperature zone.
- Electronic controls including Door Open Alarm which sounds if the door is inadvertently left open and Coolmatic function to rapidly chill several bottles of wine.
- Internal LED lighting illuminates the wine cellar but does not generate heat when in operation.
- Humidity levels are maintained to prevent corks from drying out.
- 6 full width stylish stainless steel shelves for stable and correct bottle storage of up to 36 bottles (75cl).
- Left hinged door opening: SWS98820L0.
- Right hinged door opening: SWS98820G0.

Please refer to page 227 for full specification and page 251 for installation diagram.



COOLING/
PERFEKTFIT™

S95800XTM0
PerfektFit™ fridge freezer with wine cellar and A+ energy - this freestanding fridge freezer fits perfectly in line with your kitchen furniture.



FREESTANDING

- Our AEG PerfektFit™ fridge freezer adds style and provides perfect food and wine storage solutions, whilst fitting neatly amongst your kitchen furniture due to its slim depth.
- Our Air Circulation fan system within the wine cellar ensures that constant temperature is maintained allowing up to 39 bottles (75cl) to be stored correctly on the 4 wooden shelves.
- LCD touch controls ensure precise temperature and function setting, including useful features such as Frostmatic, Coolmatic, child lock, door open alarm and high temperature alarm.
- DynamicAir cooling means that a powerful fan automatically activates to ensure that fridge temperatures are maintained at the desired level and food is cooled, preserving food quality.
- An extra large, telescopic salad drawer with divider provides a large amount of space for the weekly shop of fresh vegetables and salad.
- Soft Rise LED lighting gives a premium and modern feel to the fridge. LED lights are long lasting, consume less energy and do not give off heat, which may affect food storage.
- With our frost free freezer you never have to defrost your freezer again.
- Maximum freezer storage space with the 4 transparent freezer drawers ensuring that your frozen food is easy to identify and select.
- Flexible storage is possible with the inclusion of 2 glass freezer shelves, remove the freezer drawers and use the glass shelves to accommodate extra large food items.

Please refer to page 222 for full specification and page 251 for installation diagram.



COOLING/
PERFEKTFIT™

S95500XNM0
PerfektFit™ fridge freezer with A+ energy efficiency - this freestanding fridge freezer fits perfectly in line with your kitchen furniture.



FREESTANDING

- Our AEG PerfektFit™ fridge freezer adds style and provides perfect food storage solutions whilst fitting neatly amongst your kitchen furniture due to its slim depth.
- LCD touch controls ensure precise temperature and function setting, including useful features such as Frostmatic, Coolmatic, child lock, door open alarm and high temperature alarm.
- DynamicAir cooling means that a powerful fan automatically activates to ensure that fridge temperature is maintained at the desired level and food is cooled, preserving food quality.
- An extra large, telescopic salad drawer with divider provides a large amount of space for the weekly shop of fresh vegetables and salad.
- Soft Rise LED lighting gives a premium and modern feel to the fridge. LED lights are long lasting, consume less energy and do not give off heat, which may affect food storage.
- With our frost free freezer you never have to defrost your freezer again.
- Maximum freezer storage space with the 5 transparent freezer drawers and 2 compartments ensuring that your frozen food is easy to identify and select.
- Our frost free freezer allows you total storage flexibility with the option of simply removing the storage drawers and using one or six glass shelves to accommodate large food items such as an extra large turkey.

Please refer to page 222 for full specification and page 251 for installation diagram.



COOLING/ COMBI-BOTTOM FRIDGE FREEZERS

Energy efficiency

These models feature the latest in fridge-freezer energy technology. Our static fridge freezers are A++ rated, using 40% less than a standard A-class model, whilst our frost free models are A+ rated, using 20% less energy than a standard A-class model. This minimises the impact on the environment, saves you money but there is no compromise on cooling quality.

Design

Our range of static fridge freezers have been designed to harmonise with the other AEG Neue Kollektion models in your kitchen. With arched doors in line with the latest design trends, in anti-fingerprint stainless steel enhanced with an interior design featuring metal profiles on glass shelves and door balconies, these models will add a design led feel to any kitchen.

Our new frost free fridge-freezer range has been designed to impress externally as well as internally. Our stainless steel models feature a professional and distinctive bar handle, whilst the white models have a shorter vertical handle with metal insert.

4 star freezing

Our 4 star freezers ensure the very best food preservation. The 4 star freezer rating means that you can safely freeze fresh food and store frozen food safely for up to one year.

Control

LCD touch control - touch controls ensure precise and immediate temperature and function setting including useful features such as frostmatic, coolmatic, holiday function, minute minder and child lock. Flat and easy to clean.

Frostmatic - ideal for freezing fresh food quickly, preserving flavour, nutritional value and colour.

Coolmatic - ideal for cooling freshly purchased or cooked food.

Holiday function - this allows you to keep the fridge shut and empty for extended periods, such as holidays, without the formation of odours.

Minute minder - this function can be used to set an acoustic alarm after a desired time period i.e. as a reminder to remove bottles left to chill in the freezer or for when timing cooking periods.

Child lock - this useful function allows you to lock the controls panel, preventing any accidental changes being made by small children.

Soft rise LED lighting

Experience premium and modern lighting in the fridge thanks to the brighter LED lighting with rise-on effect. LED is longer lasting, consumes less energy and does not give off heat.

DynamicAir technology / MultiAirflow cooling

DynamicAir technology incorporates a powerful fan which automatically activates to ensure that fridge temperatures are maintained at the desired level. MultiAirflow cooling builds on this to ensure extremely stable and even temperature and humidity levels, combined with fast temperature recovery and chilling of fresh food to ensure food stays fresher for longer.

Air-Purifier system

The air purifier system purifies the air that has been passed throughout the fridge and removes odours so they are not transported around the fridge and transferred between unwrapped foods in the fridge.

FreshBox with QuickChill

Selected models within the range include a dedicated pull-out drawer for longer and better storage of fresh meat and fish. For newly added fish or meat, the QuickChill function can be activated: by activating Coolmatic and opening the QuickChill slot, the temperature in the drawer reaches 0.5°C: the best condition to chill quickly the food without freezing it.

Frost free

A unique air circulation system ensures that the freezer remains frost free giving total convenience and saving time. Frost free freezers also offer efficient and effective freezing with quicker, more even chilling for better food preservation. Food never sticks together or gets frosted over, so contents can be quickly located.



COOLING/ COMBI-BOTTOM FRIDGE FREEZERS



S94400CTX0
Large capacity A+ energy rated frost free fridge freezer with in-door LCD.



FREESTANDING

- The large capacity and impressive dimensions of this model mean that it is a credible alternative to an American style fridge freezer - especially for those with restricted access or smaller kitchens - giving a stylish look to your kitchen but with less space.
- In-door LCD touch controls ensure precise temperature and function setting, including useful features such as Frostmatic, Child Lock and High Temperature Alarm.
- Multi-Airflow cooling gives extremely stable and even temperature and humidity levels, combined with fast temperature recovery and chilling of fresh food to ensure food stays fresher for longer, meaning that you waste less.
- Our CleanAir Control system filters the air and reduces odours thus eliminating food odours from items such as strong smelling cheese or fish.
- With our frost free freezer you never have to defrost your freezer again, saving you a chore.
- A+ energy rating means that this model is highly energy efficient, using 20% less energy than a standard A rated model. Minimising impact on the environment and saving you money.

Available in
S94400CTX0 Stainless steel

Please refer to page 223 for full specification.



COOLING/ COMBI-BOTTOM FRIDGE FREEZERS



S83600CMW0 / M0
High performance A+ energy rated frost free fridge freezer with in-door LCD.



FREESTANDING

- In-door LCD touch controls ensure precise temperature and function setting, including useful features such as Frostmatic, Child Lock and High Temperature Alarm.
- Multi-Airflow cooling gives extremely stable and even temperature and humidity levels, combined with fast temperature recovery and chilling of fresh food to ensure food stays fresher for longer, meaning that you waste less.
- Soft Rise LED lighting gives a premium and modern feel to the fridge. Our LED's are long lasting, consume less energy and do not give off heat which may affect food storage.
- Our CleanAir Control system filters the air and reduces odours thus eliminating food odours from items such as strong smelling cheese or fish.
- With our frost free freezer you never have to defrost your freezer again, saving you a chore.
- A+ energy rating means that this model is highly energy efficient, using 20% less energy than a standard A rated model. Minimising impact on the environment and saving you money.

Available in
S83600CMW0 White
S83600CMM0 Stainless steel

Please refer to page 223 for full specification.



COOLING/ COMBI-BOTTOM FRIDGE FREEZERS



S83800CTW0
Ultra energy efficient A++ rated frost free fridge freezer.



FREESTANDING

- A++ energy rating means that this model is highly energy efficient, using 40% less energy than a standard A rated model. Minimising impact on the environment and saving you money.
- LCD Touch controls ensure precise temperature and function setting, including useful features such as Frostmatic, Child Lock and High Temperature Alarm.
- DynamicAir cooling means that a powerful fan automatically activates to ensure that the fridge temperature is maintained at the desired level and food is cooled quickly, preserving its quality.
- Soft Rise LED lighting gives a premium and modern feel to the fridge. Our LED's are long lasting, consume less energy and do not give off heat which may affect food storage.
- Our FreshBox provides a dedicated area for longer and better storage of fresh meat and fish, ensuring that they stay fresh for longer.
- Our Frost Free freezer means that you never have to defrost your freezer again, whilst your food is easily identified saving you a chore.

Available in
S83800CTW0 White

Please refer to page 223 for full specification.



COOLING/ COMBI-BOTTOM FRIDGE FREEZERS



S83200CMW0 / M0
High performance A+ energy rated frost free fridge freezer with in-door LCD.



FREESTANDING

- In-door LCD touch controls ensure precise temperature and function setting, including useful features such as Frostmatic, Child Lock and High Temperature Alarm.
- Multi-Airflow cooling gives extremely stable and even temperature and humidity levels, combined with fast temperature recovery and chilling of fresh food to ensure food stays fresher for longer, meaning that you waste less.
- Soft Rise LED lighting gives a premium and modern feel to the fridge. Our LED's are long lasting, consume less energy and do not give off heat which may affect food storage.
- Our CleanAir Control system filters the air and reduces odours thus eliminating food odours from items such as strong smelling cheese or fish.
- With our frost free freezer you never have to defrost your freezer again, saving you a chore.
- A+ energy rating means that this model is highly energy efficient, using 20% less energy than a standard A rated model. Minimising impact on the environment and saving you money.

Available in
S83200CMW0 White
S83200CMM0 Stainless steel

Please refer to page 223 for full specification.



COOLING/ COMBI-BOTTOM FRIDGE FREEZERS



S83400CTW0 / M0
Ultra energy efficient A++ rated frost free fridge freezer.



FREESTANDING

- A++ energy rating means that this model is highly energy efficient, using 40% less energy than a standard A rated model. Minimising impact on the environment and saving you money.
- LCD Touch controls ensure precise temperature and function setting, including useful features such as Frostmatic, Child Lock and High Temperature Alarm.
- DynamicAir cooling means that a powerful fan automatically activates to ensure that the fridge temperature is maintained at the desired level and food is cooled quickly, preserving it's quality.
- Soft Rise LED lighting gives a premium and modern feel to the fridge. Our LED's are long lasting, consume less energy and do not give off heat which may affect food storage.
- Our FreshBox provides a dedicated area for longer and better storage of fresh meat and fish, ensuring that they stay fresh for longer.
- Our Frost Free freezer means that you never have to defrost your freezer again, whilst your food is easily identified saving you a chore.

Available in
S83400CTW0 White
S83400CTM0 Stainless Steel

Please refer to page 223 for full specification.



COOLING/ COMBI-BOTTOM FRIDGE FREEZERS



S73400CNW0 / S0
A+ energy rated frost free fridge freezer.



FREESTANDING

- Our Pro-fresh technology means that our frost free fridge freezer has two cooling systems, one for the fridge and one for the freezer. This means that the temperature is more accurately controlled in either section preventing your food from deteriorating through over cooling of air from the freezer.
- With our frost free freezer you never have to defrost your freezer again, saving you a chore.
- A+ energy rating means that this model is highly energy efficient, using 20% less energy than a standard A rated model. Minimising impact on the environment and saving you money.
- Adjustable temperature control for your food storage.
- Full width glass shelves with metal look trim, strong, durable and easy to clean whilst helping to maintain low temperatures following door open and closure.
- 4 star freezer enables you to freeze a quantity of fresh food and safely store frozen food for up to 1 year.

Available in
S73400CNW0 White
S73400CNS0 Stainless steel

Please refer to page 223 for full specification.



COOLING/ COMBI-BOTTOM FRIDGE FREEZERS



S53600CSW0 / S0
Ultra energy efficient A++ rated fridge freezer.



FREESTANDING

- A++ energy rating means that this model is highly energy efficient, using 40% less energy than a standard A rated model. Minimising impact on the environment and saving you money.
- Adjustable temperature control for your food storage.
- Full width covered dairy compartment is ideal for butter and cheese storage, so you can serve these straight from the fridge.
- 4 star freezer enables you to freeze a quantity of fresh food and safely store frozen food for up to 1 year.
- Maximum freezer storage space with the 3 transparent freezer drawers ensuring that your frozen food is easy to identify and select.

Available in
S53600CSW0 White
S53600CSS0 Stainless steel
Please refer to page 224 for full specification.



COOLING/ COMBI-TOP FRIDGE FREEZERS



S74100DTX0
A+ energy rated frost free fridge freezer with top freezer.



FREESTANDING

- Our Pro-fresh technology means that our frost free fridge freezer has two cooling systems, one for the fridge and one for the freezer. This means that the temperature is more accurately controlled in either section preventing your food from deteriorating through over cooling of air from the freezer.
- With our frost free freezer you never have to defrost your freezer again, saving you a chore.
- A+ energy rating means that this model is highly energy efficient, using 20% less energy than a standard A rated model. Minimising impact on the environment and saving you money.
- Electronic temperature control with Frostmatic function, ideal for freezing fresh food.
- Find food easily with the bright internal halogen lighting.

Available in
S74100DTX0 Stainless steel

Please refer to page 224 for full specification.





FREESTANDING COOLING/ CABINET REFRIGERATION

Design

Our new Cabinet range has been designed to impress externally as well as internally. With full-height arched doors in line with the latest design trends, anti-fingerprint stainless steel and a convenient quick door opener enhanced with an interior design that is illuminated by LED lighting and includes metal profiles on glass shelves and door balconies. Our stainless steel models feature a professional and distinctive bar handle, whilst the white models have a shorter vertical handle with metal insert.

Control

LCD touch control - touch controls ensure precise and immediate temperature and function setting including useful features such as frostmatic, coolmatic, holiday function, minute minder and child lock. Flat and easy to clean.

Frostmatic - ideal for freezing fresh food quickly, preserving flavour, nutritional value and colour.

Coolmatic - ideal for cooling freshly purchased or cooked food.

Holiday function - this allows you to keep the fridge shut and empty for extended periods, such as holidays, without the formation of odours.

Minute minder - this function can be used to set an acoustic alarm after a desired time period i.e. as a reminder to remove bottles left to chill in the freezer or for when timing cooking periods.

Child lock - this useful function allows you to lock the controls panel, preventing any accidental changes being made by small children.

MultiAirflow cooling

MultiAirflow cooling technology incorporates a powerful fan which automatically activates to ensure that fridge temperatures are maintained at the desired level, ensures extremely stable and even temperature and humidity levels, combined with fast temperature recovery and chilling of fresh food to ensure food stays fresher for longer.

Frost free

The frost free freezer completely removed the need to defrost the freezer, giving total convenience and saving time. Frost free freezers also offer efficient and effective freezing with quicker, more even chilling for better food preservation. Food never sticks together or gets frosted over, so contents can be quickly located.

COOLING/ CABINET REFRIGERATION



A92860GNX0
A rated frost free cabinet freezer with in-door ice dispenser.



FREESTANDING

- Our plumbed in ice dispenser, conveniently located in the door front, will allow you to enjoy ice cold drinks without the chore of preparing ice cube trays.
- With our frost free freezer you never have to defrost your freezer again, saving you a chore.
- LCD Touch controls ensure precise temperature and function setting, including useful features such as Frostmatic, Child Lock and High Temperature Alarm.
- Maximum freezer storage space with the 4 transparent freezer drawers, 2 large and 2 small compartments ensuring that your frozen food is easy to identify and select.
- The easy opening pedal on this freezer means that you will never struggle to open the door whilst your hands are full, enabling easy loading.

Available in
A92860GNX0 Stainless steel

Please refer to page 225 for full specification.



COOLING/ CABINET REFRIGERATION



S73800KMW0 / X0
Large capacity A+ energy rated cabinet fridge.



FREESTANDING

- LCD Touch controls ensure precise temperature and function setting, including useful features such as Coolmatic, Holiday Function, Child Lock and Minute Minder.
- A+ energy rating means that this model is highly energy efficient, using 20% less energy than a standard A rated model. Minimising impact on the environment and saving you money.
- Soft Rise LED lighting gives a premium and modern feel to the fridge. Our LED's are long lasting, consume less energy and do not give off heat which may affect food storage.
- Multi-Airflow cooling gives extremely stable and even temperature and humidity levels, combined with fast temperature recovery and chilling of fresh food to ensure food stays fresher for longer, meaning that you waste less.
- Our CleanAir Control system filters the air and reduces odours thus eliminating food odours from items such as strong smelling cheese or fish.
- The easy opening pedal on this fridge means that you will never struggle to open the door whilst your hands are full, enabling easy loading.

Available in
S73800KMW0 White
S73800KMX0 Stainless steel

Please refer to page 225 for full specification.



COOLING/ CABINET REFRIGERATION



A72900GNW0 / X0
Large capacity A+ rated frost free cabinet freezer.



FREESTANDING

- With our frost free freezer you never have to defrost your freezer again, saving you a chore.
- On-door LCD touch controls ensure precise temperature and function setting, including useful features such as Frostmatic, Child Lock and High Temperature Alarm.
- A+ energy rating means that this model is highly energy efficient, using 20% less energy than a standard A rated model. Minimising impact on the environment and saving you money.
- Maximum freezer storage space with the 5 transparent freezer drawers and 2 compartments ensuring that your frozen food is easy to identify and select.
- Our frost free freezer allows you total storage flexibility with the option of simply removing the storage drawer/s and using one or six of the glass shelves to accommodate large food items such as an extra large turkey.
- The easy opening pedal on this freezer means that you will never struggle to open the door whilst your hands are full, enabling easy loading.

Available in
A72900GNW0 White
A72900GNX0 Stainless steel

Please refer to page 225 for full specification.



COOLING/ CABINET REFRIGERATION



S62900KSW0
Ultra energy efficient A++ rated cabinet fridge.



FREESTANDING

- A++ energy rating means that this model is highly energy efficient, using 40% less energy than a standard A rated model. Minimising impact on the environment and saving you money.
- LCD Touch controls ensure precise temperature and function setting, including useful features such as Coolmatic, Holiday Function, Child Lock and Minute Minder.
- Soft Rise LED lighting gives a premium and modern feel to the fridge. Our LED's are long lasting, consume less energy and do not give off heat which may affect food storage.
- Multi-Airflow cooling gives extremely stable and even temperature and humidity levels, combined with fast temperature recovery and chilling of fresh food to ensure food stays fresher for longer, meaning that you waste less.
- Our CleanAir Control system filters the air and reduces odours thus eliminating food odours from items such as strong smelling cheese or fish.

Available in
S62900KSW0 White

Please refer to page 226 for full specification.



COOLING/ CABINET REFRIGERATION



A62000GNW0
A+ energy rated frost free cabinet freezer.



FREESTANDING

- With our frost free freezer you never have to defrost your freezer again, saving you a chore.
- LCD Touch controls ensure precise temperature and function setting, including useful features such as Frostmatic, Child Lock and High Temperature Alarm.
- A+ energy rating means that this model is highly energy efficient, using 20% less energy than a standard A rated model. Minimising impact on the environment and saving you money.
- Maximum freezer storage space with the 5 transparent freezer drawers and 2 compartments ensuring that your frozen food is easy to identify and select.
- Our frost free freezer allows you total storage flexibility with the option of simply removing the storage drawer/s and using one or two of the glass shelves to accommodate large food items such as an extra large turkey.

Available in
A62000GNW0 White

Please refer to page 226 for full specification.



COOLING/

UNDERCOUNTER REFRIGERATION



S71700TSW0 / X0
Ultra energy efficient A++ rated undercounter
Larder fridge.



FREESTANDING

- A++ energy rating means that this model is highly energy efficient, using 40% less energy than a standard A rated model. Minimising impact on the environment and saving you money.
- Adjustable temperature control for your food storage.
- Full width covered dairy compartment is ideal for butter and cheese storage, so you can serve these straight from the fridge.
- Full width glass shelves with metal look trim, strong, durable and easy to clean whilst helping to maintain low temperatures following door open and closure.

Available in
S71700TSW0 White
S71700TSX0 Stainless steel with silver sides

Please refer to page 227 for full specification.



COOLING/

UNDERCOUNTER REFRIGERATION



A81000TNW0 / X0
A+ energy rated Frost Free under counter freezer.



FREESTANDING

- With our frost free freezer you never have to defrost your freezer again, saving you a chore.
- A+ energy rating means that this model is highly energy efficient, using 20% less energy than a standard A rated model. Minimising impact on the environment and saving you money.
- Electronic temperature control maintaining a stable temperature.
- Frostmatic function is ideal for freezing fresh food quickly, preserving flavour, nutritional value and colour.
- 4 star freezer enables you to freeze a quantity of fresh food and safely store frozen food for up to 1 year.
- Maximum freezer storage space with the 3 transparent freezer drawers ensuring that your frozen food is easy to identify and select.

Available in
A81000TNW0 White
A81000TNX0 Stainless steel with silver sides

Please refer to page 227 for full specification.





COOLING/ LONGFRESH

Fresher for Longer: we call it 'LongFresh'

For food to stay at the peak of freshness, conditions must be perfectly right – and what is perfect for one food is not right for another. Our solution, based on years of research, is LongFresh.

Our LongFresh storage drawers can be set individually to create conditions ideal for different food types. Meat, cheese and fish, for example, are best kept at 0°C with low humidity, whilst salad, fresh vegetables and fruit will keep best in high humidity. This means that your food will stay fresh, preserving the vitamins and nutritional value of the food for up to three times longer than in a conventional fridge.

This feature is perfect for those with a busy lifestyle who would rather do one big shop than lots of smaller ones and will result in less food wastage - saving you both money and time.

Control

LCD Touch control - these electronic touch controls ensure precise temperature and function setting, including useful features such as Frostmatic, Coolmatic, holiday function, child lock and minute minder. Smooth and easy to clean.

Frostmatic - freezes fresh food quickly, preserving flavour, nutritional value and colour.

Coolmatic – for quicker cooling of freshly purchased or cooked food.

Holiday function – this prevents the formation of odours whilst the fridge is unused for extended periods, such as holidays.

Child lock – this useful function allows you to lock the controls panel, prevents any accidental changes.

Minute minder – this function can be used to set an acoustic alarm after a desired time period i.e. as a reminder to remove bottles left to chill.

Soft Rise LED lighting

Experience premium and modern lighting in the fridge thanks to the brighter Led lighting with rise-on effect. LED is longer lasting, consumes less energy and does not give off heat.

MultiAirflow cooling

Store food where you want as our MultiAirflow cooling system ensures an even temperature and humidity level throughout the fridge, combined with fast temperature recovery and quick chilling of fresh food.

A+ Energy

A+ energy rating means that this model is highly energy efficient, using 20% less energy than a standard A rated model. Minimising impact on the environment and saving you money.

COOLING/ LONGFRESH



SKZ71800F0
Large capacity in-column fridge with A+ energy and LongFresh storage.



BUILT-IN

- 2 full width LongFresh drawers give you dedicated storage space for fresh salad, fruits and vegetables.
- Full width drawer designed specifically for the storage of fresh fish and meat, ideal for the weekly shop from the local butchers.
- Our CleanAir Control system uses a charcoal filter to purify the air and reduce odours thus eliminating food odours from items such as strong smelling cheese or fish.
- A+ energy rating means that this model is highly energy efficient, using 20% less energy than a standard A rated model. Minimising impact on the environment and saving you money.
- Our textured plastic shelf, designed to support bottles horizontally ensures that bottles can be laid flat without rolling.
- Full width glass shelves with metal look trim, strong, durable and easy to clean helping to maintain low temperatures following door open and closure together with 2 half depth shelves which can be used as a single shelf or as 2 slim depth shelves for the storage of tall items.
- Full width covered dairy compartment is ideal for butter and cheese storage, so they can be served straight from the fridge.
- Half width sliding door shelf providing versatile storage space.

Please refer to page 228 for full specification and page 249 for installation diagram.



COOLING/ LONGFRESH



SCZ71800F0
In-column fridge freezer with A+ energy and LongFresh storage.



BUILT-IN

- Our AEG fridge freezer offers the ultimate in food storage compartments, combining larger food storage, Longfresh drawers and 2 freezer drawers.
- 2 full width LongFresh drawers give you dedicated storage space for fresh salad, fruit and vegetables.
- Our CleanAir control system filters the air and reduces odours thus eliminating food odours from items such as strong smelling cheese or fish.
- A+ energy rating means that this model is highly energy efficient, using 20% less energy than a standard A rated model. Minimising impact on the environment and saving you money.
- Our textured plastic shelf, designed to support bottles horizontally ensures that bottles can be laid flat without rolling.
- Full width glass shelves with metal look trim, strong, durable and easy to clean helping to maintain low temperatures following door open and closure together with 2 half depth shelves which can be used as a single shelf or as 2 slim depth shelves for the storage of tall items.
- Full width covered dairy compartment is ideal for butter and cheese storage, so they can be served straight from the fridge.

Please refer to page 228 for full specification and page 250 for installation diagram.





COOLING/ FRIDGE FREEZERS

Internal design

The AEG range features an improved internal design for your food storage. Clean colours, metal look trims, full width glass shelves and transparent freezer drawers for stylish internal design for your food storage. Flexible food storage is enhanced with half depth glass shelves in addition to full width, and a sliding door shelf.

Control

LCD touch control – touch controls ensure precise and immediate temperature and function setting including useful features such as Frostmatic, Coolmatic, holiday function, minute minder and child lock. Flat and easy to clean.

Frostmatic – ideal for freezing fresh food quickly, preserving flavour, nutritional value and colour.

Coolmatic – ideal for cooling freshly purchased or cooked food.

Holiday function – this allows you to keep the fridge shut and empty for extended periods, such as holidays, without the formation of odours.

Minute minder – this function can be used to set an acoustic alarm at after a desired time period i.e. as a reminder to remove bottles left to chill in the freezer or for when timing cooking periods.

Child lock – this useful function allows you to lock the controls panel, preventing any accidental changes being made by small children.

Soft Rise LED lighting

Experience premium and modern lighting in the fridge thanks to the brighter Led lighting with rise-on effect. LED is longer lasting, consumes less energy and does not give off heat.

DynamicAir cooling / MultiAirflow cooling

DynamicAir Cooling incorporates a powerful fan which activates automatically to ensure that fridge temperatures are maintained at your desired temperature setting.

MultiAirflow - Store food where you want as our MultiAirflow cooling system ensures an even temperature and humidity level throughout the fridge, combined with fast temperature recovery and quick chilling of fresh food.

Pro-Fresh cooling

Our frost free fridge freezers have two cooling systems, one for the fridge and one for the freezer. This means that the temperature is more accurately controlled in either section. This independent cooling system for the fridge prevents your food from deteriorating through over cooling of air from the freezer.

COOLING/ FROST FREE FRIDGE FREEZERS



SCN71800S0
In-column 50:50 split Pro-Fresh Frost Free fridge freezer with A+ energy efficiency and electronic touch controls for precise temperature regulation.



BUILT-IN

- With our frost free freezer you never have to defrost your freezer again.
- LCD touch controls ensure precise temperature and function setting, including useful features such as Frostmatic, Coolmatic, child lock, door open alarm and high temperature alarm.
- Our Pro-fresh technology means that our frost free fridge freezers have two cooling systems, one for the fridge and one for the freezer. This means that the temperature is more accurately controlled in either section preventing your food from deteriorating through over cooling of air from the freezer.
- Multi-Airflow cooling gives extremely stable and even temperature and humidity levels, combined with fast temperature recovery and chilling of fresh food to ensure food stays fresher for longer, meaning that you waste less.
- Soft Rise LED lighting gives a premium and modern feel to the fridge. LED lights long lasting, consume less energy and do not give off heat, which may affect food storage.
- A+ energy rating means that this model is highly energy efficient, using 20% less energy than a standard A rated model. Minimising impact on the environment and saving you money.
- Maximum freezer storage space with the 4 transparent freezer drawers ensuring that your frozen food is easy to identify and select.
- Our frost free freezer allows you total storage flexibility with the option of simply removing the storage drawers and using one or two of the glass shelves to accommodate large food items such as an extra large turkey.

Please refer to page 229 for full specification and page 250 for installation diagram.



COOLING/ FROST FREE FRIDGE FREEZERS



SCT71900S0
In-column extra tall Pro-Fresh Frost Free fridge freezer with A+ energy efficiency and electronic temperature control.



BUILT-IN

- Our AEG extra tall fridge freezer maximises the space within your furniture housing, providing you with more useful and much needed food storage space, allowing you to store more food and shop less often.
- With our Frost free freezer you never have to defrost your freezer again.
- Our Pro-fresh technology means that our frost free fridge freezers have two cooling systems, one for the fridge and one for the freezer. This means that the temperature is more accurately controlled in either section preventing your food from deteriorating through over cooling of air from the freezer.
- Electronic temperature controls including useful features such as Frostmatic, Coolmatic, child lock and high temperature alarm.
- DynamicAir cooling means that a powerful fan automatically activates to ensure that fridge temperatures are maintained at the desired level and food is cooled, preserving food freshness.
- Soft Rise LED lighting gives a premium and modern feel to the fridge. LED lights long lasting, consume less energy and do not give off heat, which may affect food storage.
- A+ energy rating means that this model is highly energy efficient, using 20% less energy than a standard A rated model. Minimising impact on the environment and saving you money.
- 3 transparent freezer drawers making it quick and easy to identify and select food.
- Our frost free freezer allows you total storage flexibility with the option of simply removing the storage drawers and using the glass shelf to accommodate large food items such as an extra large turkey.

Please refer to page 229 for full specification and page 250 for installation diagram.



COOLING/ FROST FREE FRIDGE FREEZERS



SCT51800S0
In-column 70:30 split Pro-Fresh Frost Free fridge freezer with A+ energy efficiency.



BUILT-IN

- With our frost free freezer you never have to defrost your freezer again.
- Our Pro-fresh technology means that our frost free fridge freezers have two cooling systems, one for the fridge and one for the freezer. This means that the temperature is more accurately controlled in either section preventing your food from deteriorating through over cooling of air from the freezer.
- DynamicAir cooling means that a powerful fan automatically activates to ensure that fridge temperature is maintained at the desired level and food is cooled quickly, preserving food quality.
- A+ energy rating means that this model is highly energy efficient, using 20% less energy than a standard A rated model. Minimising impact on the environment and saving you money.
- Electronic temperature control with Frostmatic function, ideal for freezing fresh food quickly.
- Full width glass shelves with metal look trim, strong, durable and easy to clean whilst helping to maintain low temperatures following door open and closure.
- Full width covered dairy compartment is ideal for butter and cheese storage, so these can be served straight from the fridge.
- 3 transparent freezer drawers making it quick and easy to identify and select food.
- Our frost free freezer allows you total storage flexibility with the option of simply removing the storage drawers and using the glass shelf to accommodate large food items such as an extra large turkey.

Please refer to page 229 for full specification and page 250 for installation diagram.



COOLING/ FRIDGE FREEZERS



SCS71800F0
In-column 70:30 split Fridge Freezer with A+ energy efficiency and electronic touch controls for precise temperature regulation.



BUILT-IN

- LCD touch controls ensure precise temperature and function setting, including useful features such as Frostmatic, Coolmatic, child lock, door open alarm and high temperature alarm.
- Soft Rise LED lighting gives a premium and modern feel to the fridge. LED lights long lasting, consume less energy and do not give off heat, which may affect food storage.
- Frostmatic function is ideal for freezing a quantity of fresh food quickly, preserving flavour, nutritional value and colour.
- A+ energy rating means that this model is highly energy efficient, using 20% less energy than a standard A rated model. Minimising impact on the environment and saving you money.
- Full width glass shelves with metal look trim, strong, durable and easy to clean whilst helping to maintain low temperatures following door open and closure.
- Full width covered dairy compartment is ideal for butter and cheese storage, so these can be served straight from the fridge.
- 3 transparent freezer drawers making it quick and easy to identify and select food.
- Temperature rise indicator with audible alarm alerts if the temperature rises, such as after a power cut, whilst the door open alarm sounds if the door is inadvertently left open.

Please refer to page 230 for full specification and page 250 for installation diagram.



COOLING/ FRIDGE FREEZERS



SCS51800F0
In-column 70:30 split fridge freezer with A+ energy efficiency.



BUILT-IN

- Adjustable temperature control for your food storage.
- A+ energy rating means that this model is highly energy efficient, using 20% less energy than a standard A rated model. Minimising impact on the environment and saving you money.
- Frostmatic function is ideal for freezing fresh food quickly, preserving flavour, nutritional value and colour.
- Full width glass shelves with metal look trim, strong, durable and easy to clean whilst helping to maintain low temperatures following door open and closure.
- Full width covered dairy compartment is ideal for butter and cheese storage, so they can be served straight from the fridge.
- Half width sliding door shelf providing versatile storage space.
- 4 star freezer enables you to freeze a quantity of fresh food and safely store frozen food for up to 1 year.
- 3 transparent freezer drawers making it quick and easy to identify and select food.

Please refer to page 230 for full specification and page 250 for installation diagram.



COOLING/ FRIDGE FREEZERS



SCS51810S0
In-column 50:50 split fridge freezer with A+ energy.



BUILT-IN

- Adjustable temperature control for your food storage.
- A+ energy rating means that this model is highly energy efficient, using 20% less energy than a standard A rated model. Minimising impact on the environment and saving you money.
- Full width glass shelves with metal look trim, strong, durable and easy to clean whilst helping to maintain low temperatures following door open and closure.
- Full width covered dairy compartment is ideal for butter and cheese storage, so they can be served straight from the fridge.
- Half width sliding door shelf providing versatile storage space.
- 4 star freezer enables you to freeze a quantity of fresh food and safely store frozen food for up to 1 year.
- Maximum freezer storage space with the 4 transparent freezer drawers ensuring that your frozen food is easy to identify and select.

Please refer to page 230 for full specification and page 250 for installation diagram.



COOLING/ FRIDGES AND FREEZERS

Installation type

AEG offers a wide range of different sized cooling appliances to suit every kitchen design, from built-under appliances to models that can be installed in-column at eye level.

Built-under models are designed to fit under the standard kitchen worktop allowing you to maximize on worktop space whilst the Door-on-Door hinge fixing ensures a robust and sturdy furniture door fitting.

Control

LCD Touch control - these electronic touch controls ensure precise temperature and function setting, including useful features such as Frostmatic, Coolmatic, holiday function, child lock and minute minder. Smooth and easy to clean.

Frostmatic - freezes fresh food quickly, preserving flavour, nutritional value and colour.

Coolmatic - for quicker cooling of freshly purchased or cooked food.

Holiday function - this prevents the formation of odours whilst the fridge is unused for extended periods, such as holidays.

Child lock - this useful function allows you to lock the controls panel, prevents any accidental changes.

Minute minder - this function can be used to set an acoustic alarm after a desired time period i.e. as a reminder to remove bottles left to chill.

Soft Rise LED lighting

Experience premium and modern lighting in the fridge thanks to the brighter Led lighting with rise-on effect. LEDs are long lasting, consume less energy and do not give off heat which may affect food storage.

Internal Design

The AEG range features an improved internal design for your food storage. Clean colours, metal look trims, full width glass shelves and transparent freezer drawers for stylish internal design for your food storage. Flexible food storage is enhanced with half depth glass shelves in addition to full width, and a sliding door shelf.

Frost Free

Our powerful air circulation system ensures that the freezer remains frost free saving time as you never need to defrost again. Frost Free freezers also offer efficient and effective freezing with quicker, more even chilling in every drawer. Food never sticks together or gets frosted over, so contents can be quickly identified.

COOLING/ UNDER-COUNTER FRIDGES

SKS58200F0

Fully integrated under-counter larder fridge with A+ energy - uses 20% less energy than a standard A rated fridge.



BUILT-IN

- Adjustable temperature control for your food storage.
- Full width glass shelves with metal look trim, strong, durable and easy to clean whilst helping to maintain low temperatures following door open and closure.
- Full width recessed salad drawer with 2 glass lids makes the best use of the space available.
- Full width covered dairy compartment is ideal for butter and cheese storage, so they can be served straight from the fridge.
- Half width sliding door shelf provides versatile storage space.

Matching freezer: AGS58200F0/AGN58200F0

Please refer to page 231 for full specification and page 249 for installation diagram.

SKS58240F0

Fully integrated under-counter fridge with a 4-star freezer compartment and A+ energy.



BUILT-IN

- Our 4 star freezer compartment enables you to freeze a quantity fresh food and safely store frozen food for up to 1 year.
- A+ energy rating means that this model is highly energy efficient, using 20% less energy than a standard A rated model. Minimising impact on the environment and saving you money.
- Adjustable temperature control for your food storage.
- Full width glass shelves with metal look trim, strong, durable and easy to clean whilst helping to maintain low temperatures following door open and closure.
- Full width recessed salad drawer with 2 glass lids makes the best use of the space available.
- Full width covered dairy compartment is ideal for butter and cheese storage, so they can be served straight from the fridge.
- Half width sliding door shelf provides versatile storage space.

Please refer to page 231 for full specification and page 249 for installation diagram.

COOLING/ UNDER-COUNTER FREEZERS

AGN58200F0

Fully Integrated Frost Free under-counter freezer with A energy.



BUILT-IN

- With our Frost Free freezer you never have to defrost your freezer again.
- 4 star freezer allows you to freeze a quantity of fresh food and safely store frozen food for up to 1 year.
- Frostmatic function is ideal for freezing fresh food quickly, preserving flavour, nutritional value and colour.
- 3 large transparent freezer drawers making it quick and easy to identify and select food.
- Temperature rise indicator with audible alarm alerts if the temperature rises, such as after a power cut, whilst the door open alarm sounds if the door is inadvertently left open.

Matching Fridge: SKS58200F0

Please refer to page 231 for full specification and page 249 for installation diagram.

AGS58200F0

Fully integrated under-counter freezer with A+ energy - uses 20% less energy than a standard A rated freezer.



BUILT-IN

- 4 star freezer enables you to freeze a quantity of fresh food and safely store frozen food for up to 1 year.
- Frostmatic function is ideal for freezing fresh food quickly, preserving flavour, nutritional value and colour.
- 3 large transparent freezer drawers give lots of storage space and make it easy to identify and select food.
- 1 shallow transparent freezer drawer, ideal for open freezing for soft fruits or pizza storage.
- Temperature rise indicator with audible alarm alerts if the temperature rises, such as during a power cut, whilst the door open alarm sounds if the door is inadvertently left open.

Matching Fridge: SKS58200F0

Please refer to page 231 for full specification and page 249 for installation diagram.

COOLING/ 880MM HIGH

SKS78840F0
In-column fridge with 4-star freezer compartment and A+ energy.



BUILT-IN

- Convenient 4 star freezer compartment enables you to freeze a quantity of fresh food and safely store frozen food for up to 1 year.
- A+ energy rating means that this model is highly energy efficient, using 20% less energy than a standard A rated model. Minimising impact on the environment and saving you money.
- LCD touch controls ensure precise temperature and function setting, including useful features such as Coolmatic, child lock and holiday function.
- Soft Rise LED lighting gives a premium and modern feel to the fridge. Our LED's are long lasting, consume less energy and do not give off heat, which may affect food storage.
- Full width glass shelves with metal look trim, strong, durable and easy to clean helping to maintain low temperatures following door open and closure together with 2 half depth shelves which can be used as a single shelf or as 2 slim depth shelves for the storage of tall items.
- Full width covered dairy compartment is ideal for butter and cheese storage, so they can be served straight from the fridge.
- Half width sliding door shelf providing versatile storage space.

Please refer to page 232 for full specification and page 249 for installation diagram.

COOLING/ 880MM HIGH

SKS78800F0
In-column larder fridge with A+ energy and electronic touch controls for precise temperature regulation.



BUILT-IN

- LCD touch controls ensure precise temperature and function setting, including useful features such as Coolmatic, holiday function, child lock and minute minder.
- A+ energy rating means that this model is highly energy efficient, using 20% less energy than a standard A rated model. Minimising impact on the environment and saving you money.
- Soft Rise LED lighting gives a premium and modern feel to the fridge. Our LED's are long lasting, consume less energy and do not give off heat, which may affect food storage.
- Full width glass shelves with metal look trim, strong, durable and easy to clean helping to maintain low temperatures following door open and closure together with 2 half depth shelves which can be used as a single shelf or as 2 slim depth shelves for the storage of tall items.
- Full width covered dairy compartment is ideal for butter and cheese storage, so they can be served straight from the fridge.
- Half width sliding door shelf providing versatile storage space.

Matching Freezer: AGS78800F0

Please refer to page 232 for full specification and page 249 for installation diagram.

AGS78800F0
In-column freezer with A+ energy and electronic touch controls for precise temperature regulation.



BUILT-IN

- LCD touch controls ensure precise temperature and function setting, including useful features such as Frostmatic, child lock and high temperature alarm.
- A+ energy rating means that this model is highly energy efficient, using 20% less energy than a standard A rated model. Minimising impact on the environment and saving you money.
- 4 star freezer enables you to freeze a quantity of fresh food and safely store frozen food for up to 1 year.
- Frostmatic is ideal for freezing fresh food quickly, preserving flavour, nutritional value and colour.
- Maximum freezer storage space with the 4 transparent freezer drawers ensuring that your frozen food is easy to identify and select.
- Temperature rise indicator with audible alarm alerts if the temperature rises, such as after a power cut, whilst the door open alarm sounds if the door is inadvertently left open.

Matching Fridge: SKS78800F0

Please refer to page 232 for full specification and page 249 for installation diagram.

COOLING/ 1225MM HIGH



SKS71200F0
In-column larder fridge with A+ energy and electronic touch controls precise temperature regulation.



BUILT-IN

- LCD touch controls ensure precise temperature and function setting, including useful features such as Coolmatic, holiday function, child lock and minute minder.
- A+ energy rating means that this model is highly energy efficient, using 20% less energy than a standard A rated model. Minimising impact on the environment and saving you money.
- Soft Rise LED lighting gives a premium and modern feel to the fridge. Our LED's are long lasting, consume less energy and do not give off heat, which may affect food storage.
- Full width glass shelves with metal look trim, strong, durable and easy to clean helping to maintain low temperatures following door open and closure together with 2 half depth shelves which can be used as a single shelf or as 2 slim depth shelves for the storage of tall items.
- Full width covered dairy compartment is ideal for butter and cheese storage, so they can be served straight from the fridge.
- Half width sliding door shelf providing versatile storage space.

Matching Freezer: AGN71200F0

Please refer to page 233 for full specification and page 249 for installation diagram.



COOLING/ 1225MM HIGH



AGN71200F0
In-column Frost Free freezer with A+ energy and electronic touch controls for precise temperature regulation.



BUILT-IN

- With our frost free freezer you never have to defrost your freezer again.
- A+ energy rating means that this model is highly energy efficient, using 20% less energy than a standard A rated model. Minimising impact on the environment and saving you money.
- LCD touch controls ensure precise temperature and function setting, including useful features such as Coolmatic, holiday function, child lock and minute minder.
- Frostmatic function is ideal for freezing fresh food quickly, preserving flavour, nutritional value and colour.
- Maximum freezer storage space with the 4 transparent freezer drawers and 1 compartment ensuring that your frozen food is easy to identify and select.
- Temperature rise indicator with audible alarm alerts if the temperature rises, such as after a power cut, whilst the door open alarm sounds if the door is inadvertently left open.
- Our frost free freezer allows you total storage flexibility with the option of simply removing the storage drawers and using the one or four of the glass shelves to accommodate large food items such as an extra large turkey.

Matching Fridge: SKS71200F0

Please refer to page 233 for full specification and page 249 for installation diagram.



COOLING/ 1780MM HIGH



SKD71800F0
Large capacity in-column larder fridge with A+ energy, electronic touch controls and DynamicAir cooling.



BUILT-IN

- DynamicAir Cooling means that a powerful fan automatically activates to ensure that fridge temperature is maintained at the desired level and food is cooled quickly, preserving food quality.
- LCD touch controls ensure precise temperature and function setting, including useful features such as Coolmatic, holiday function, child lock and minute minder.
- A+ energy rating means that this model is highly energy efficient, using 20% less energy than a standard A rated model. Minimising impact on the environment and saving you money.
- An extra large, telescopic salad drawer with divider provides a large amount of space for the weekly shop of fresh vegetables and salad.
- Soft Rise LED lighting gives a premium and modern feel to the fridge. LED lights are long lasting, consume less energy and do not give off heat, which may affect food storage.
- Full width glass shelves with metal look trim, strong, durable and easy to clean helping to maintain low temperatures following door open and closure together with 2 half depth shelves which can be used as a single shelf or as 2 slim depth shelves for the storage of tall items.
- Full width covered dairy compartment is ideal for butter and cheese storage, so they can be served straight from the fridge.
- Half width sliding door shelf providing versatile storage space.

Matching Freezer: AGN71800F0

Please refer to page 233 for full specification and page 249 for installation diagram.



COOLING/ 1780MM HIGH



AGN71800F0
Large capacity in-column Frost Free freezer with A+ energy and electronic touch controls for precise temperature regulation.



BUILT-IN

- With our frost free freezer you never have to defrost your freezer again.
- A+ energy rating means that this model is highly energy efficient, using 20% less energy than a standard A rated model. Minimising impact on the environment and saving you money.
- LCD touch controls ensure precise temperature and function setting, including useful features such as Frostmatic, child lock, door open alarm and high temperature alarm.
- Frostmatic function is ideal for freezing fresh food quickly, preserving flavour, nutritional value and colour.
- Maximum freezer storage space with the 5 transparent freezer drawers and 2 compartments ensuring that your frozen food is easy to identify and select.
- Temperature rise indicator with audible alarm alerts if the temperature rises, such as after a power cut, whilst the door open alarm sounds if the door is inadvertently left open.
- Our frost free freezer allows you total storage flexibility with the option of simply removing the storage drawers and using the one or six of the glass shelves to accommodate large food items such as an extra large turkey.

Matching Fridge: SKD71800F0

Please refer to page 233 for full specification and page 249 for installation diagram.



COOLING/ 1780MM HIGH



SKS71840S0
Large capacity in-column fridge with 4-star freezer compartment and A+ energy.



BUILT-IN

- Convenient 4 star freezer compartment with a glass shelf enables you to freeze a quantity of fresh food and safely store frozen food for up to 1 year.
- A+ energy rating means that this model is highly energy efficient, using 20% less energy than a standard A rated model. Minimising impact on the environment and saving you money.
- An extra large, telescopic salad drawer with divider provides a large amount of space for the weekly shop of fresh vegetables and salad.
- Full width glass shelves with metal look trim, strong, durable and easy to clean helping to maintain low temperatures following door open and closure together with 2 half depth shelves which can be used as a single shelf or as 2 slim depth shelves for the storage of tall items.
- Full width covered dairy compartment is ideal for butter and cheese storage, so they can be served straight from the fridge.
- Half width sliding door shelf providing versatile storage space.

Please refer to page 233 for full specification and page 249 for installation diagram.





LAUNDRY/

BUILT-IN
WASHING MACHINES 164
WASHER DRYERS 165

FREESTANDING
WASHING MACHINES 168
DRYERS 176
WASHER DRYERS 183

All our appliances take exceptional care of your clothes, whether your load is small or large, with stubborn stains or delicates, making sure they stay looking newer for longer. Choose from our state of the art washing machines or the ultimate space saving practicality of a washer dryer.

BUILT-IN LAUNDRY/ TIME CONTROL AND GENTLE CARE

Individual care for every load

To ensure that your whole wardrobe receives the best possible treatment in every wash, you need a washing machine or washer dryer that can adapt to the needs of different loads. Our special wash technology can automatically adjust the time of the cycle as well as water and energy consumption to ensure gentle and precise washing.

Time control

Our AEG washing machines and washer dryers ensure you always have control over your time by offering a time save option with two settings, which can save you up to 60% of the wash cycle time by selecting either the quick or very quick option. Perfect for lightly soiled clothes you need in a hurry.

Time delay

With a delay start of up to 20 hours you can programme the machine to finish the wash cycle when it is most convenient for you.

The gentlest of care with SoftCool

Our AEG washing machines and washer dryers have a special wool programme with an extremely gentle drum movement and a function called SoftCool. At the end of washing, a special cool down phase occurs, to help prevent 'chill-shock' before the cold rinses begin, helping to reduce the risk of shrinkage. Treating your designer and handwash garments with the utmost care.

Sensitive option

Our washing machines have a special sensitive option designed for people who have sensitive skin or allergies. It automatically increases the water level in the main wash whilst reducing drum rotation preventing the build up of excess soap suds. Any residual detergent is removed with an additional rinse automatically added to the wash programme.

Dedicated stain treatment

To ensure the best results and remove any lingering stains on your favourite garments, our special stain option is specifically designed for stain removal products. It ensures that the stain treatments are dispensed into the wash at the appropriate temperature of 40°C. In this way enzymes in detergents are allowed to finish their work before the stain remover takes over, ensuring the most effective stain removal.

Refresh programme

Our washing idea for 'worn once' or lightly soiled clothes, refreshingly quick! Up to 3kg of clothing are washed at 30°C in 30 minutes removing any odours and refreshing clothes.

Easy Iron Plus programme

Reduce the need for ironing with our easy iron plus programme which reduces creasing by up to 50%. It minimises creasing during the wash and rinse cycle by automatically adjusting the water level and spin speed.



BUILT-IN LAUNDRY/ GENTLE BUT THOROUGH

Silence system plus

Our AEG washing machines and washer dryers combine outstanding performance values, convincing washing results, and ultra-quiet operation. All this is engineered to fit into one single standard-sized appliance, requiring only a single water connection, one power source and one drain connection.

Non-stop washing and drying

The AEG washer dryers will wash and dry a load of up to 4 kg in a single, fully-automatic, non-stop operation.

With a generous 6kg drum capacity, delicate materials are treated more gently as the large-sized drum offers more space for movement. The extra room also allows you to get large loads done all at once, saving both time and energy.

Automatic drying programs


The washer dryer can be programmed to dry automatically after the washing has finished. Just set the required dryness level or drying time when you select the washing programme (Cottons or Synthetics) and press Start. There are different drying programmes for Cottons and Synthetics. Both end with a 10 min. cool-down phase followed by a 30 min. anti-crease phase after the programme has ended. These two drying programmes can also be selected independently, so that you can use the washer dryer as a tumble dryer.

Double glass for safety

During the washing-process, the temperature - depending on the chosen programme - can get fairly high. The double glass makes the heat stay where it belongs - in the interior.

Aqua-control with alarm - full water safety

To provide excellent protection against water damage in your home, our new high-end washer dryers have a double-walled inlet hose and overflow prevention system to contain leaking water.



LAUNDRY/ WASHING MACHINES

L63742Vi

Fully integrated washing machine for perfect fabric care.



BUILT-IN

- Advance fuzzy logic senses the size of the wash load and uses the right amount of water and energy whilst delivering the best wash results.
- Wool plus programme helps reduce wool shrinkage by gradually reducing the temperature before the rinse phase.
- Advanced controls with LCD display for programme confirmation and audible signal for programme end.
- The sensitive and extra rinse options are designed for sensitive skin, for effective removal of residual soap suds.
- A dedicated stain option dispenses stain removing treatment at 40°C making it more effective.
- Easy iron plus programme actively reduces creasing in fabrics for shorter ironing times.
- Take control of your washing, with our time save option, which allows you to reduce the wash cycle time depending on how clean your clothes are.
- Our specially designed refresh programme, for up to 3kg of clothing at 30°C in just 30 minutes.

Please refer to page 234 for full specification and page 251 for installation diagram.

L62642Vi

Fully integrated washing machine for perfect fabric care.



BUILT-IN

- Advanced controls with LCD display for programme confirmation and audible signal for programme end.
- Wool plus programme helps reduce wool shrinkage by gradually reducing the temperature before the rinse phase.
- The sensitive and extra rinse options are designed for sensitive skin, for effective removal of residual soap suds.
- Easy iron plus programme actively reduces creasing in fabrics for shorter ironing times.
- A dedicated stain option dispenses stain removing treatment at 40°C making it more effective.
- Take control of your washing, with our time save option, which allows you to reduce the wash cycle time depending on how clean your clothes are.
- Our specially designed refresh programme, for up to 3kg of clothing at 30°C in just 30 minutes.

Please refer to page 234 for full specification and page 251 for installation diagram.

LAUNDRY/ WASHER DRYERS

L12843ViT

Fully integrated washer dryer for a complete wash to dry solution.



BUILT-IN

- Flexible programming to choose between washing and total wash to dry solution.
- Advanced controls with LCD display for programme confirmation and audible signal for programme end.
- Dedicated wash programmes for different fabric types including delicates and handwash for total fabric care. Together with advanced fuzzy logic the perfect wash and rinse results are delivered regardless of the wash load size.
- Our specially designed refresh programme, for up to 3kg of clothing at 30°C in just 30 minutes.
- A dedicated stain option dispenses stain removing treatment at 40°C making it more effective.
- Extra rinse option for sensitive skin, for effective removal of residual soap suds.
- Built-in tumble dryer with two drying programmes for different fabric types to ensure perfect drying result providing total fabric care.
- Take control of your washing, with our time save option, which allows you to reduce the wash cycle time depending on how clean your clothes are.

Please refer to page 235 for full specification and page 251 for installation diagram.

L11842ViT

Fully integrated washer dryer for a complete wash to dry solution.



BUILT-IN

- Flexible programming to choose between washing and total wash to dry solution.
- Built-in tumble dryer with two drying programmes for different fabric types to ensure perfect drying result providing total fabric care.
- Dedicated wash programmes for different fabric types including delicates and handwash for total fabric care. Together with advanced fuzzy logic the perfect wash and rinse results are delivered regardless of the wash load size.
- Advanced controls with LCD display for programme confirmation and audible signal for programme end.
- A dedicated stain option dispenses stain removing treatment at 40°C making it more effective.
- Extra rinse option for sensitive skin, for effective removal of residual soap suds.
- Take control of your washing, with our time save option, which allows you to reduce the wash cycle time depending on how clean your clothes are.
- Our specially designed refresh programme, for up to 3kg of clothing at 30°C in just 30 minutes.

Please refer to page 235 for full specification and page 251 for installation diagram.

LAUNDRY/ WASHING MACHINES



L11840ViT
Fully integrated washer dryer for a complete wash to dry solution.



BUILT-IN

- Flexible programming to choose between washing and total wash to dry solution.
- Built-in tumble dryer with two drying programmes for different fabric types to ensure perfect drying result providing total fabric care.
- Dedicated wash programmes for different fabric types including delicates and handwash for total fabric care. Together with advanced fuzzy logic the perfect wash and rinse results are delivered regardless of the wash load size
- Advanced controls with LCD display for programme confirmation and audible signal for programme end.
- A dedicated stain option dispenses stain removing treatment at 40°C making it more effective.
- Extra rinse option for sensitive skin, for effective removal of residual soap suds.
- Take control of your washing, with our time save option, which allows you to reduce the wash cycle time depending on how clean your clothes are.
- Our specially designed refresh programme, for up to 3kg of clothing at 30°C in just 30 minutes.

Please refer to page 235 for full specification and page 251 for installation diagram.



FREESTANDING LAUNDRY/ PRECISE AND GENTLE CARE



Individual care for every load

To ensure that your whole wardrobe receives the best possible treatment in every wash, you need a washing machine that can adapt to the needs of different loads. We have developed the OptiSense washing system for our new ProTex Plus models. Unlike most other machines, they can now automatically adjust the time of a cycle, as well as water and energy consumption, to ensure gentle and precise washing. This means every load, whether hard-wearing cotton or delicate synthetics, wool or silk, will be given exceptional care. Your clothing will stay looking newer for longer – current tests show that OptiSense can give 30% better protection from wear and tear than a standard washing machine.



Thorough cleaning each time

Our ProTex Plus washing machines have been developed with Advanced Washing Technology (AWT), a unique continuous shower system that guarantees even full loads receive consistent cleaning throughout. The wash is quickly saturated with water, preventing any chance of detergent staining at the beginning of a cycle.

The ProTex drum gives greater care

This innovative special patterned drum gently washes your laundry. It has a large 9kg capacity that allows clothes more space to move freely, for even better care.



Weight sensor technology

Our high-end models feature a weight sensor that can detect the weight of your load and advise on the precise amount of detergent you need to achieve perfect results.

Simply turn the machine on, select the desired programme and then load your laundry. The display will indicate the recommended maximum load for the chosen programme and the actual load of laundry in the drum.



Lowest possible energy consumption

The Auto Off function in our top models automatically switches off your machine when the washing cycle is over, for zero energy consumption. Our washing machines are all highly energy-efficient, using up to 40% less energy compared to a standard A-class machine.

Refresh delicates and dry cleaning

Even dry-clean only garments can be refreshed to remove odours, as well as de-crease, using specialist steam programmes.

Full control at your fingertips

Our unique LogiControl™ touch control display allows you to control washing, rinsing and cycle settings intuitively, as well as showing you a timer and clear text feedback – everything you need at a glance.



FREESTANDING LAUNDRY/ SILENT, SAFE OPERATION

Silent System PLUS

Our new ProTex Plus washing machines have been developed with the Silent System PLUS, which means you can wash a load at the time that best suits your schedule, without disturbing other activities in your home. The appliance is designed with pioneering noise-reduction technology, including insulation layers and a purpose-designed inverter motor for exceptionally quiet operation.



Inverter motor

The inverter motor works in the same way as those used in professional machines - without brushes and at a cooler temperature. The advantage is that it extends the working life of the motor, ensuring it can continue to deliver the same ultra-silent performance for far longer.

In addition we have redesigned the cabinet - optimising its ability to absorb and eliminate vibrations. The new side panels with horizontal indentations look more elegant - and they make a major contribution to the lower level of noise and vibration. The bottom and the lower front panel have also been re-designed - adding strength and stability.

With pioneering noise-engineering technology, including an inverter motor, the Silent System PLUS washing machine operates exceptionally quietly.

Extra Silent night programme

The noise level can be reduced even further by selecting the Extra Silent night cycle programme. The programme has no intermediate spins and ends in Rinse Hold. There are a total of 6 rinses to ensure full rinsing efficiency despite the lack of intermediate spins. The noise level can be reduced down to only 47 dB.



XXL door

Our new XXL ProTex washing machines have a door opening of 340 mm - that's 38 mm more than before. This means one of the largest drum openings in the market, making loading and unloading very convenient - and giving you full control. The door opens 160°, more than enough to get the door glass out of the way when you load.

Protection from water damage and leaks

To protect against water damage, this washing machine has the Aqua-Control system. Its double-walled inlet hose and overflow prevention system stops water from leaking. But if some water does leak, the alarm and water-detection switch in the sealed base alerts you straightaway, so you can instantly take control of the situation.

See your load clearly

The LED light inside the drum gives you a clear view of the entire internal space, helping you to ensure that all your clothes are removed after the wash.



FREESTANDING LAUNDRY/ TIME CONTROL AND GENTLE CARE

Effective time management

Our new ProTex range of washing machines ensure you always have control over your time by offering a host of time management options including our time save and delay start options and our ultra quick wash programme.

Reduce your wash time

Our time save option enables you to save up to 60% of the wash cycle time by selecting either quick or very quick options. Perfect for lightly soiled clothes you need in a hurry.

Ultra Quick programme

Ideal for clothes that have been worn once, our ultra quick programme washes 3kg of laundry in just 20 minutes to quickly refresh them.

An outstanding Hygiene programme with certified effectiveness

Our ProTex Plus washing machines have an outstanding hygiene programme certified by the British Allergy Foundation. The anti-allergy programme ensures the temperature is constantly maintained above 60°C by repeatedly re-heating during the wash phase resulting in exceptional hygiene and the complete removal of various allergens. The British Allergy Foundation has recommended that our machines be awarded with the seal of approval for house dust mite, cat and dog and pollen allergens. The test results conclude;

Mite activity inhibition: 97%
Mite allergens removal: 98.7%
Cat allergens removal: 99.3%
Dog allergens removal: 100%
Pollen allergens removal: 100%

Environmentally friendly

Our ProTex washing machines all offer our highly energy efficient Super Eco cold wash programme. Developed in cooperation with Proctor & Gamble, it is specifically designed for cold wash gel to give an effective wash performance at low temperatures. It saves an astonishing 83% energy compared to a regular 40°C synthetics wash programme achieving similar wash results.

Dedicated stain treatment

To ensure the best results and eliminate any lingering stains on your favourite garments, our special stain option is specifically designed for stain removal products. By having a separate fourth compartment in the detergent drawer it ensures that stain treatments are dispensed into the wash at the appropriate temperature of 40°C. In this way enzymes in detergents are allowed to finish their work before the stain remover takes over, ensuring the most effective stain removal.



The gentlest of care with SoftCool

Our ProTex washing machines have a very special Wool/Silk programme with an extremely gentle drum movement and a function called SoftCool. At the end of washing a special cool-down phase occurs, to help prevent "chill-shock" before the cold rinses begin, helping to reduce the risk of shrinkage. Treating your designer and handwash garments with the utmost care.

Duvet programme

Wash your duvets, quilts and blankets effectively and safely. Our Duvet programme washes with a very high water level and a special rinse cycle with intermediate spins to ensure the effective rinsing of the laundry. Combined with our new XXL drum it's never been easier to wash these challenging types of laundry, helping you save tedious and expensive trips to the dry cleaner.



LAUNDRY / WASHING MACHINES



L98699FL
Stunning '9' series 1600rpm washing machine with LogiControl™ touch display.



* 20% more energy efficient compared to the limit of energy class A+++ (EE146) calculated according to EU regulation 1061/2010.

FREESTANDING

- Our special ProTex 9kg drum is designed to gently wash your clothes, you can wash your king size duvets or bed linens comfortably.
- Our ProTex OptiSense wash system is so clever you can wash one item or a full 9kg load using the optimum amount of water and energy, whilst saving you time.
- Our advanced weight sensor tells you the exact load size you've put in and recommends how much detergent to use.
- Our special steam programmes refresh your clothes including "dry clean only", removing odours and reducing creasing.
- Our state-of-the-art LogiControl™ display is simple to use, ensures precise control and gives clear text feedback.
- The brushless construction of our Inverter motor is extremely energy efficient, long lasting and significantly reduces noise - the quietest machine we've ever made.
- Best in class energy rating, A-40% with Auto Off function.
- Our special anti allergy function, certified by the British Allergy Foundation, provides outstanding hygiene wash performance.
- Our memory function enables you to store your favourite wash programme and options for selection at the touch of a button.

Please refer to page 236 for full specification.



LAUNDRY/ WASHING MACHINES



L87680FL
Stylish '8' series 1600rpm washing machines with special steam programmes.



* 10% more energy efficient compared to the limit of energy class A+++ (EE146) calculated according to EU regulation 1061/2010.

FREESTANDING

- Our special steam programmes refresh your clothes including "dry clean only", removing odours and reduce creasing.
- Our special ProTex 8kg drum is designed to gently wash your clothes, you can wash your king size duvets or bed linens comfortably.
- Our ProTex OptiSense wash system is so clever you can wash one item or a full 8kg load using the optimum amount of water and energy, whilst saving you time.
- Our special anti allergy programme, certified by the British Allergy Foundation, provides outstanding hygiene wash performance.
- The brushless construction of our Inverter motor is extremely energy efficient, long lasting and significantly reduces noise level.
- Best in class energy rating A-40% with Auto Off function.
- Super Eco wash programme combined with cold wash detergent saves an astonishing 83% energy compared to normal 40°C easy care wash.
- Wool plus programme helps reduce wool shrinkage by gradually reducing the temperature before the rinse phase.
- A dedicated fourth compartment in the soap drawer dispenses stain removing treatment at 40°C making it more effective.

Please refer to page 236 for full specification.

Also available in
L87480FL - Same specification as the L87680FL except 1400rpm spin speed.

LAUNDRY/ WASHING MACHINES



L75670FL
7 series 1600rpm washing machines with brushless motor for silent operations.



FREESTANDING

- Our ProTex OptiSense wash system is so clever you can wash one item or a full 7kg load using the optimum amount of water and energy, whilst saving you time.
- Our special ProTex 7kg drum is designed to gently wash your clothes, you can wash your double duvets or bed linens comfortably.
- The brushless construction of our Inverter motor is extremely energy efficient, long lasting and significantly reduces noise level.
- A-30% energy rating with Super Eco wash programme for the perfect wash results with cold wash detergent saving an astonishing 83% energy compared to normal 40°C easy care wash.
- Wool plus programme helps reduce wool shrinkage by gradually reducing the temperature before the rinse phase.
- A dedicated fourth compartment in the soap drawer dispenses stain removing treatment at 40°C making it more effective.
- Take control of your washing, with our time save option, which allows you to reduce the wash cycle time depending on how clean your clothes are.

Please refer to page 237 for full specification.

Also available in
L75470FL - Same specification as the L75670FL except 1400rpm spin speed.
L75270FL - Same specification as the L75670FL except 1200rpm spin speed, B efficiency rated for spin.

LAUNDRY/ WASHING MACHINES



L60460FL
1400rpm washing machine with brushless motor for silent operations.



FREESTANDING

- Our ProTex OptiSense wash system is so clever you can wash one item or a full 6kg load using the optimum amount of water and energy, whilst saving you time.
- Our special ProTex 6kg drum is designed to gently wash your clothes, you can wash your double duvets or bed linens comfortably.
- A-20% energy rating with Super Eco wash programme for the perfect wash results with cold wash detergent saving an astonishing 83% energy compared to normal 40°C easy care wash.
- Wool plus programme helps reduce wool shrinkage by gradually reducing the temperature before the rinse phase.
- Take control of your washing, with our time save option, which allows you to reduce the wash cycle time depending on how clean your clothes are.

Please refer to page 237 for full specification.

Also available in
L60260FL same specifications as
the L60460FL except for 1200rpm spin speed.



DRYERS/ GENTLE BUT THOROUGH



Uniform gentle drying

Delicates like synthetics or knitwear need added care during tumble drying. Our ProTex dryers give the best possible protection against wear and fading, to keep your garments looking newer for longer. Our Protex dryer range features a new soft pattern drum design, and in combination with special airflow system, guarantees gentle treatment and uniform drying.

Saving energy

Our SensiDry® range of tumble dryers uses an advanced heat pump technology and powerful inverter motor allowing them to use lower temperatures, drying more efficiently, as well as more gently. So it is not a surprise that this range uses an incredible 50% less energy than a standard A rated dryer.



The gentlest way to protect wool

Our ProTex dryers have one of the gentlest wool programmes ever. The precise drum movement control achieved by the advanced inverter motor technology makes the wool programme truly remarkable and so gentle that it has been awarded the prestigious Woolmark silver certification. The ProTex soft drum design, XXL extra large drum and special airflow system ensures uniform drying with reduced creasing.

Silence is golden

The same inverter motor technology that ensures a long lifetime and gentle drying also gives ultra silent operation. With Silent System Plus™, a specially engineered drying circuit and noise insulated cabinet mean even the most powerful cycles are no louder than 65dB.

Auto Off

On our high-end tumble-dryer, the Auto Off function saves energy even further. It means that unlike Stand-by, the machine will switch itself off completely, as if you had pulled the plug. The appliance goes into Auto Off after 5 minutes of inactivity after cycle end, particularly important for a tumble dryer, which may remain on long after the cycle end.

Keeping you in total control

The intuitive LogiControl™ touch control display lets you change settings with ease and gives you all the information you need for each cycle.

And when it's all over, bright LED interior lighting gives you a clear view within the drum, so you know you have collected every item.

DRYERS/ GENTLE AND SILENT



Crease prevention

The ProTex XXL extra large drum has enough space for the clothes inside ensuring less creasing and tangling. The three lifters in the drum along with reverse tumble action ensure better tumbling and results in uniform drying and less creasing.

Wide door opening and transparent door

The XXL drum has wide 380mm porthole making it extremely easy to load and unload even your large duvets. Our double-glazed glass door in our ProTex Plus tumble dryers, ensures the exterior touch temperature is always extremely cool. It offers an elegant design feature that's a perfect match for our ProTex washing machines.

Duvet programme

A perfect matching programme to the washing machines, you can now dry your duvets in the ProTex range of tumble dryers after washing them! The reduced heat setting during the drying phase ensures that it is extra gentle and the duvets keep looking fresh and new saving those expensive trips to the dry cleaners. The XXL drum with large door opening makes it very easy to load and unload your duvets.

Ultra Silent Night Cycle

The ultra silent Night Cycle is not only ideal for use in the evenings or at night, but also is perfect for open plan living environments.

Greater convenience

The new ProTex range of tumble dryers offers great flexibility and convenience. With the new design of tumble dryers, you can easily change the direction of the door opening based on your preference.

Combine appliances

A stacking kit developed for our new generation of tumble dryers is truly universal. It will make it possible to combine any of our full-size ProTex dryers and full-size ProTex washing machines. The pull out shelf is strong enough to take the weight of a laundry basket and is also ideal for folding your laundry.

Drum light

The cool bright LED interior lighting gives you a clear view within the drum, so that you know you have collected everything after the drying cycle.

LAUNDRY/ SENSIDRY® CONDENSER DRYERS

T96699IH
Sensidry 9 series tumble dryer with
LogiControl™ display.



FREESTANDING

- Our special ProTex XXL 9kg drum is designed to gently and evenly dry your clothes.
- A-50% energy efficiency - 50% more energy efficient than energy class A - the most energy efficient machine we've ever made.
- The brushless construction of our Inverter motor allows for precise drum rotation control giving shorter times and gentler drying.
- We have received the Woolmark silver certification for extra gentle wool care.
- Our state-of-the-art LogiControl™ display is simple to use, ensures precise control and gives clear text feedback.
- After the drying cycle has finished the anticrease option intermittently rotates your clothes to reduce creasing.
- Our memory functions enable you to store your favourite drying programme and options for selection at the touch of a button.

Please refer to page 238 for full specification.

T86580IH
Sensidry 8 series tumble dryer with brushless motor
for gentle care.



FREESTANDING

- Our special ProTex XXL 8kg drum is designed to gently and evenly dry your clothes.
- A-50% energy efficiency - 50% more energy efficient than energy class A - the most energy efficient machine we've ever made.
- We have received the Woolmark silver certification for extra gentle wool care.
- The brushless construction of our Inverter motor allows for precise drum rotation control giving shorter times and gentler drying.
- Our advanced LogiControl™ display with push buttons is simple to use and ensures precise control.
- After the drying cycle has finished the anticrease option intermittently rotates your clothes to reduce creasing.

Please refer to page 238 for full specification.

LAUNDRY/ SENSIDRY® CONDENSER DRYERS

T76485AH
Sensidry 7 series tumble dryer with A-40%
energy efficiency.



FREESTANDING

- A-40% energy efficiency - 40% more energy efficient than energy class A.
- Achieve the drying result you require. Our sensor programmes automatically switch off when the clothes are dry to level you select, for better fabric care.
- Our special ProTex XXL 8kg drum is designed to gently and evenly dry your clothes.
- Our medium LCD display with push button is easier to use, showing drying progress and time remaining.
- After the drying cycle has finished the anticrease option intermittently rotates your clothes to reduce creasing.

Please refer to page 238 for full specification.

LAUNDRY/ CONDENSER DRYERS

T75280AC
7 series sensor condenser dryer for efficient drying.



FREESTANDING

- Achieve the drying result you require. Our sensor programmes automatically switch off when the clothes are dry to the level you select, for better fabric care.
- Our special ProTex XXL 8kg drum is designed to gently and evenly dry your clothes.
- Our medium LCD display with push button is easier to use, showing drying progress and time remaining.
- After the drying cycle has finished the anticrease option intermittently rotates your clothes to reduce creasing.
- 20 hr delay start to finish drying when you need them.

Please refer to page 239 for full specification.

T86280IC
8 series sensor condenser dryer with brushless motor for gentle care.



FREESTANDING

- Our special ProTex XXL 8kg drum is designed to gently and evenly dry your clothes.
- The brushless construction of our Inverter motor allows for precise drum rotation control giving shorter times and gentler drying.
- We have received the Woolmark silver certification for extra gentle wool care.
- Achieve the drying result you require. Our sensor programmes automatically switch off when the clothes are dry to the level you select, for better fabric care.
- Our advanced LogiControl™ display with push buttons is simple to use and ensures precise control.
- After the drying cycle has finished the anticrease option intermittently rotates your clothes to reduce creasing.
- 20 hr delay start to finish drying when you need them.

Please refer to page 239 for full specification.

LAUNDRY/ CONDENSER DRYERS

T65270AC
Condenser dryer with ProTex soft drum



FREESTANDING

- Advanced controls with LCD display for programme confirmation and audible signal for programme end.
- Achieve the drying result you require. Our sensor programmes automatically switch off when the clothes are dry to the level you select, for better fabric care.
- Our special ProTex 7kg drum is designed to gently and evenly dry your clothes.
- After the drying cycle has finished the anticrease option intermittently rotates your clothes to reduce creasing.

Please refer to page 239 for full specification.

VENTED DRYERS

T65170AV
Vented dryer with ProTex soft drum



FREESTANDING

- Achieve the drying result you require. Our sensor programmes automatically switch off when the clothes are dry to the level you select, for better fabric care.
- Our special ProTex 7kg drum is designed to gently and evenly dry your clothes.
- After the drying cycle has finished the anticrease option intermittently rotates your clothes to reduce creasing.

Please refer to page 239 for full specification.



WASHER DRYERS/ GENTLE BUT THOROUGH

A Energy rating

New range of A energy class washer dryers which can wash & dry up to 6kg wash load delivering the perfect wash - dry result whilst it saves you time and money.

Silent system plus

The AEG washer dryer combines outstanding performance values, convincing washing results, and ultra-quiet operation. All this is engineered to fit into one single standard-sized appliance, requiring only a single water connection, one power source and one drain connection.

The inverter motor is the innovative core of our Silent System Plus, achieving lower noise levels, greater longevity and better washing performance in less time.

Non-stop washing and drying

The AEG washer dryers will wash and dry a load of up to 6 kg in a single, fully-automatic, non-stop operation. In wash-only mode, it manages up to 8 kg, thanks to the large-volume drum.

With generous 8kg drum capacity

Delicate materials are treated more gently as the large-sized drum offers more space for movement. The extra room also allows you to get large loads done all at once, saving both time and energy.

Automatic drying programs

The washer dryer can be programmed to dry automatically after the washing has finished. Just set the required dryness level or drying time when you select the washing programme (Cottons or Synthetics) and press Start. There are different drying programmes for Cottons and Synthetics. Both end with a 10 min. cool-down phase followed by a 30 min. anti-crease phase after the programme has ended. These two drying programmes can also be selected independently, so that you can use the washer dryer as a tumble dryer.

Double glass for safety

During the washing-process, the temperature - depending on the chosen programme - can get fairly high. The double glass makes the heat stay where it belongs - in the interior.

Aqua-control with alarm - full water safety

To provide excellent protection against water damage in your home, our new high-end washer dryers have a double-walled inlet hose and overflow prevention system to contain leaking water.



LAUNDRY/ WASHER DRYERS

L16950A3

Large capacity washer dryer with large LCD display and stain option.



FREESTANDING

- Save valuable space in your kitchen with this combined washer dryer.
- Our large 8kg drum is designed to wash large loads such as your king size duvet or up to 40 t-shirts.
- With this washer dryer you have the option to choose just a wash programme or a total wash to dry solution.
- Achieve the drying result you require. Our sensor programmes automatically switch off when the clothes are dry to the level you select, for better fabric care.
- After the drying cycle has finished, the anticrease option intermittently rotates your clothes to reduce creasing.
- The brushless construction of our inverter motor is extremely energy efficient, long lasting and significantly reduces noise level.
- Take control of your washing, with our time save option, which allows you to reduce the wash cycle time depending on how clean your clothes are.
- A fourth compartment in the soap drawer dispenses stain removing treatment at 40°C, making it more effective.
- Wool plus programme helps reduce wool shrinkage by gradually reducing the temperature before the rinse phase.
- With 25 programmes, this machine will cater for all of your laundry needs.

Please refer to page 240 for full specification.

L16850A3

High performance washer dryer with large LCD display and stain function.



FREESTANDING

- Save valuable space in your kitchen with this combined washer dryer.
- The 7kg drum is large enough for a double duvet or 35 t-shirts.
- With this washer dryer you have the option to choose just a wash programme or a total wash to dry solution.
- Achieve the drying result you require. Our sensor programmes automatically switch off when the clothes are dry to the level you select, for better fabric care.
- After the drying cycle has finished, the anticrease option intermittently rotates your clothes to reduce creasing.
- The brushless construction of our inverter motor is extremely energy efficient, long lasting and significantly reduces noise level.
- Take control of your washing, with our time save option, which allows you to reduce the wash cycle time depending on how clean your clothes are.
- A fourth compartment in the soap drawer dispenses stain removing treatment at 40°C, making it more effective.
- Wool plus programme helps reduce wool shrinkage by gradually reducing the temperature before the rinse phase.
- With 25 programmes, this machine will cater for all of your laundry needs.

Please refer to page 240 for full specification.

LAUNDRY/ WASHER DRYERS

L16850

High performance washer dryer with large LCD display and stain function.



FREESTANDING

- Save valuable space in your kitchen with this combined washer dryer.
- The 7kg drum is large enough for a double duvet or 35 t-shirts.
- With this washer dryer you have the option to choose just a wash programme or a total wash to dry solution.
- Achieve the drying result you require. Our sensor programmes automatically switch off when the clothes are dry to the level you select, for better fabric care.
- After the drying cycle has finished, the anticrease option intermittently rotates your clothes to reduce creasing.
- The brushless construction of our inverter motor is extremely energy efficient, long lasting and significantly reduces noise level.
- Take control of your washing, with our time save option, which allows you to reduce the wash cycle time depending on how clean your clothes are.
- A fourth compartment in the soap drawer dispenses stain removing treatment at 40°C, making it more effective.
- Wool plus programme helps reduce wool shrinkage by gradually reducing the temperature before the rinse phase.
- With 25 programmes, this machine will cater for all of your laundry needs.

Also available in

L14850, 1400rpm, Specification as above but CA rated will cater for all of your laundry needs.

Please refer to page 240 for full specification.

MAXIKLASSE™ RANGE/ OVERVIEWS

Product Name	BE5304001M	BE3002001M
Main Features		
Control Type	Retractable rotary	Retractable rotary
Illuminated controls	Yes	
Menu guided cooking		
Oven capacity (usable)	74	74
Number of functions	8	8
Fast heat up	Yes	Yes
SoftMotion™ soft close door	Yes	
ProFrame™		
Fully programmable timer	Yes	
Core temperature sensor	Yes	Yes
Floodlight™	Yes	Yes
Sidelight	Yes	
Cleaning	Diamond glazed enamel	Diamond glazed enamel
Oven door glazing	Triple	Triple
Cooling fan	Yes	Yes
Accessories		
Number of shelves	2 antistick	2 antistick
Telescopic runners		
MaxiTray™		
Full width grill / meat pan (with trivet)	Yes	Yes
Perforated baking trays		
Patisserie tray		
Dimensions		
Appliance dimensions		
Height (mm)	594	594
Width (mm)	594	594
Depth (mm)	567	567
Aperture dimensions		
Height (mm)	590	590
Width (mm)	560	560
Depth (mm)	550	550
Performance		
Oven temperature range (°C)	30 - 300	50 - 275
Energy efficiency class	A	A
Energy efficiency class in mode static/fan	Fan	Fan
Energy consumption fan (kWh)	0.89	0.89
Cook time standard load fan (min)	47	47
Energy consumption static (kWh)	0.99	0.99
Cook time standard load fan (min)	51	51
Largest baking sheet surface area (cm²)	1418	1418
Connected load (kW)	3.5	3.5
Fuse rating (A)	16	16
Oven/grill power (max kW)	3.5 / 3.1	3.5 / 3.1
Steam power output (steam only kW)		

PYROLUXE® RANGE/ OVERVIEWS

Product Name	BP7304151M	BP5304001M	BP3003001M
Main Features			
Control Type	Electronic Touch	Retractable rotary	Retractable rotary
Illuminated controls		Yes	
Menu guided cooking	Yes		
Oven capacity (usable)	74	74	74
Number of functions	12	9	8
Fast heat up	Yes	Yes	
SoftMotion™ soft close door	Yes	Yes	
ProFrame™	Yes		
Fully programmable timer	Yes	Yes	Yes
Core temperature sensor	Yes	Yes	
Floodlight™	Yes	Yes	Yes
Sidelight	Yes	Yes	
Cleaning	Pyrolytic	Pyrolytic	Pyrolytic
Oven door glazing	Quadruple	Quadruple	Quadruple
Cooling fan	Yes	Yes	Yes
Accessories			
Number of shelves	2 antistick	2 antistick	2 antistick
Telescopic runners			
MaxiTray™	Yes		
Full width grill / meat pan (with trivet)	Yes	Yes	Yes
Perforated baking trays			
Patisserie tray			
Dimensions			
Appliance dimensions			
Height (mm)	594	594	594
Width (mm)	594	594	594
Depth (mm)	567	567	567
Aperture dimensions			
Height (mm)	590	590	590
Width (mm)	560	560	560
Depth (mm)	550	550	550
Performance			
Oven temperature range (°C)	30 - 300	30 - 300	30 - 300
Energy efficiency class	A	A	A
Energy efficiency class in mode static/fan	Fan	Fan	Fan
Energy consumption fan (kWh)	0.79	0.79	0.79
Cook time standard load fan (min)	43	43	43
Energy consumption static (kWh)	0.89	0.89	0.89
Cook time standard load fan (min)	51	51	51
Largest baking sheet surface area (cm²)	1424	1418	1335
Connected load (kW)	3.5	3.5	3.5
Fuse rating (A)	16	16	16
Oven/grill power (max kW)	3.5 / 2.3	3.5 / 2.3	3.5 / 2.3
Steam power output (steam only kW)			

MAXIKLASSE™ PROCOMBI STEAM OVENS/ OVERVIEWS

Product Name	BS9304001M	BS7304001M
Main Features		
Control Type	Navigational Touch	Electronic Touch
Illuminated controls		
Menu guided cooking	Yes	Yes
Oven capacity (usable)	74	74
Number of functions	23	17
Fast heat up	Yes	Yes
SoftMotion™ soft close door	Yes	Yes
ProFrame™	Yes	Yes
Fully programmable timer	Yes	Yes
Core temperature sensor	Yes	Yes
Floodlight™	Yes	Yes
Sidelight	Yes	Yes
Cleaning	Steam cleaning	Steam cleaning
Oven door glazing	Quadruple	Quadruple
Cooling fan	Yes	Yes
Accessories		
Number of shelves	2 stainless steel	2 stainless steel
Telescopic runners		
MaxiTray™	Yes	Yes
Full width grill / meat pan (with trivet)	Yes	Yes
Perforated baking trays	Yes	Yes
Patisserie tray	Yes	Yes
Dimensions		
Appliance dimensions		
Height (mm)	594	594
Width (mm)	594	594
Depth (mm)	567	567
Aperture dimensions		
Height (mm)	590	590
Width (mm)	560	560
Depth (mm)	550	550
Performance		
Oven temperature range (°C)	30 - 230	30 - 230
Energy efficiency class	A	A
Energy efficiency class in mode static/fan	Fan	Fan
Energy consumption fan (kWh)	0.89	0.89
Cook time standard load fan (min)	45	45
Energy consumption static (kWh)	0.99	0.99
Cook time standard load fan (min)	53	53
Largest baking sheet surface area (cm²)	1424	1424
Connected load (kW)	3.5	3.5
Fuse rating (A)	16A	16A
Oven/grill power (max kW)	3.5 / 2.3	3.5 / 2.3
Steam power output (steam only kW)	1.3	1.3

– Energy efficiency class based on a scale of A (most efficient) to G (least efficient).
– Please refer to the user instructions before cutting out.

CULISENSE OVEN & STANDARD OVEN/ OVERVIEWS

Product Name	BY9004000M	BP7714000M	BP7614000M	BE6914001M
Main Features				
Control Type	Navigational Touch	Electronic Touch	Electronic Touch	Retractable rotary
Illuminated controls				Yes
Menu guided cooking	Yes	Yes	Yes	
Oven capacity (usable)	58	60	60	80
Number of functions	16	10	10	8
Fast heat up	Yes	Yes	Yes	Yes
SoftMotion™ soft close door				
ProFrame™	Yes			
Fully programmable timer	Yes	Yes	Yes	Yes
Core temperature sensor	Yes	Yes	Yes	Yes
Floodlight™	Yes	Yes	Yes	Yes
Sidelight	Yes	Yes	Yes	Yes
Cleaning	Pyrolytic	Pyrolytic	Pyrolytic	Catalytic
Oven door glazing	Quadruple	Quadruple	Quadruple	Triple
Cooling fan	Yes	Yes	Yes	Yes
Accessories				
Number of shelves	2 antistick	2 chrome	2 chrome	1 chrome
Telescopic runners		Yes	Yes	
MaxiTray™	Yes	Yes	Yes	Yes
Full width grill / meat pan (with trivet)	Yes	Yes	Yes	Yes
Perforated baking trays				
Patisserie tray				
Dimensions				
Appliance dimensions				
Height (mm)	594	590	590	474
Width (mm)	594	594	594	894
Depth (mm)	567	560	560	545
Aperture dimensions				
Height (mm)	590	593	593	460
Width (mm)	560	560	560	860
Depth (mm)	550	550	550	550
Performance				
Oven temperature range (°C)	30 - 300	30 - 250	30 - 250	30 - 290
Energy efficiency class	A	A	A	A
Energy efficiency class in mode static/fan	Fan	Fan	Fan	Fan
Energy consumption fan (kWh)	0.79	0.78	0.78	0.99
Cook time standard load fan (min)	42	41	41	50
Energy consumption static (kWh)	0.87	0.79	0.79	1.15
Cook time standard load fan (min)	47	43	43	
Largest baking sheet surface area (cm²)	1188	1130		1641
Connected load (kW)	3.5	2.54	2.54	3.5
Fuse rating (A)	16	13	13	16
Oven power (max kW)	3.5	2.54	2.54	3.5
Grill power (max kW)	2.9	2.45	2.45	3.4
Steam power output (steam only kW)				

– Energy efficiency class based on a scale of A (most efficient) to G (least efficient).
– Please refer to the user instructions before cutting out.

BUILT-IN OVENS/ OVERVIEWS

Product Name	DC7003000M	DC4003000M	DE4003000M
T = Top / B = Bottom	T / B	T / B	T / B
Oven features			
Control Type	Electronic touch	Retractable rotary	Retractable rotary
Oven capacity (usable)	37 / 53	43 / 53	43 / 53
Number of cooking functions	8 _ 10	5 _ 8	5 _ 2
Fully programmable timer)	Main oven	Main oven	Main oven
Cleaning	Catalytic	Catalytic	Diamond glazed enamel
Oven doors glazing	Triple	Double	Double
Lights	1 x side / 1 x back	2 x back	2 x back
Cooling fan	Yes	Yes	Yes
Accessories			
Number of shelves	1 _ 2	1 _ 2	1 _ 2
Full width grill / meat pan (with trivet)	Yes	Yes	Yes
Dimensions			
Appliance dimensions			
Height (mm)	888	888	888
Width (mm)	594	594	594
Depth (mm)	548	548	548
Aperture dimensions			
Height (mm)	875	875	875
Width (mm)	560	560	560
Depth (mm)	550	550	550
Performance			
Energy efficiency class	A / A	A / A	A / A
Energy efficiency class in mode static/fan	Fan / Fan	Static / Fan	Static / Fan
Energy consumption fan (kWh)	0.79 / 0.82	N/A / 0.82	N/A / 0.82
Cook time standard load fan (min)	49 / 49	NA / 44	NA / 44
Energy consumption static (kWh)	0.89 / 0.89	0.79 / 0.88	0.79 / N/A
Cook time standard load static (min)	52 / 52	52 / 49	52 / NA
Largest baking sheet surface area (cm ²)	1175	1175	1175
Connected load (kW)	6.2	5.1	4.1
Fuse rating (A)	30	30	30
Oven/Grill power (max kW)	2.725/ 2.99	2.35/2.975	2.35/1.975
Grill power (max kW)	2.3 / 1.9	2.3 / 1.9	2.3 / N/A

– Energy efficiency class based on a scale of A (most efficient) to G (least efficient).
– Please refer to the user instructions before cutting out.

BUILT-UNDER DOUBLE OVENS OVENS/ OVERVIEWS

Product Name	NC7003000M	NC4003000M
T = Top / B = Bottom	T / B	T / B
Oven features		
Control Type	Electronic touch	Retractable rotary
Oven capacity (usable)	37 / 40	40 / 40
Number of cooking functions	8 _ 10	5 _ 2
Fully programmable timer)	Main oven	Main oven
Cleaning	Catalytic	Catalytic
Oven doors glazing	Triple	Double
Lights	1 x side / 1 x back	2 x back
Cooling fan	Yes	Yes
Accessories		
Number of shelves	1 _ 2	1 _ 2
Full width grill / meat pan (with trivet)	Yes	Yes
Dimensions		
Appliance dimensions		
Height (mm)	715	715
Width (mm)	594	594
Depth (mm)	548	548
Aperture dimensions		
Height (mm)	870	870
Width (mm)	600	600
Depth (mm)	550	550
Performance		
Energy efficiency class	A / A	A / A
Energy efficiency class in mode static/fan	Fan / Fan	Static / Fan
Energy consumption fan (kWh)	0.79 / 0.79	N/A / 0.79
Cook time standard load fan (min)	49 / 48	NA / 48
Energy consumption static (kWh)	0.89 / 0.79	0.79 / N/A
Cook time standard load static (min)	53 / 50	52 / NA
Largest baking sheet surface area (cm ²)	1175	1175
Connected load (kW)	5.9	4.1
Fuse rating (A)	30	30
Oven/grill power (max kW)	2.725 / 2.99	2.35 / 1.975
Grill power (max kW)	2.3 / 1.9	2.3 / N/A

– Energy efficiency class based on a scale of A (most efficient) to G (least efficient).
– Please refer to the user instructions before cutting out.



FREESTANDING MAXIKLASSE™ AND RANGE COOKERS/ OVERVIEWS

Product Name	49332i-MN	49002VMN
T = Top / B = Bottom	T / B	T / B
Main Features		
Control type	Electronic touch	Electronic touch
Display	LED	LED
Child lock	Yes	Yes
Fully programmable timer	Yes	Yes
Cleaning (both ovens)	Catalytic	Catalytic
Oven doors glazing	Triple	Triple
Cooling fan	Yes	Yes
Hob features		
Hob Type	MaxiSense induction	Ceramic
Automatic heat up (AUTOMAX)	Yes	
Stop + Go	Yes	Yes
Residual heat/hob on indicators	Yes	Yes
Boosters	Yes	
Top oven features		
Number of cooking functions	4	4
Top oven capacity (usable) litres	40	40
Main oven features		
Number of cooking functions	8	8
Main oven capacity (usable) litres	74	74
Heat and hold function	Yes	Yes
Fast heat up	Yes	Yes
Food probe		Yes
Zone Specification		
No. of cooking zones	4 sections	4
Front left spec		Triple
Front left rating (kW)	2.3 / 3.2	0.8 / 1.6 / 2.3
Front left diameter (mm)	210	120 / 175 / 210
Front right spec		Single
Front right rating (kW)	2.3 / 3.2	1.8
Front right diameter (mm)	210	180
Rear left spec		Single
Rear left rating (kW)	2.3 / 3.2	1.2
Rear left diameter (mm)	210	145
Rear right spec		Dual
Rear right rating (kW)	2.3 / 3.2	0.7 / 1.7
Rear right diameter (mm)	210	120 / 180
Product Dimensions		
Height (mm)	900	900
Width (mm)	596	596
Depth (mm)	600	600
Performance		
Oven temperature range°C	30-280	30-280
Energy efficiency class	A / A	A / A
Energy efficiency class in mode	Static/Fan	Static/Fan
Energy consumption fan (kWh)	N/A / 0.89	N/A / 0.89
Cooking standard load fan (mins)	N/A / 47	N/A / 47
Energy consumption static (kWh)	0.69/0.96	0.69/0.96
Cooking standard load static (mins)	41 / 51	41 / 51
Connected load (kW)	10.7	10.7
Fuse rating (A)	30	30
Baking tray surface area (cm)	1424	1424
Oven power (max)	3.5 / 3.5	3.5 / 3.5
Grill power (max)	2.9 / 2.9	2.9 / 2.9

Product Name	47009GO-MN	47022GO-MN
Main features	Single	Left/Right
Oven functions		
Fan oven	Yes	Yes/No
Conventional oven	Yes	Yes/Yes
Turbo grilling	Yes	Yes/No
Grill	Yes	Yes/Yes
Control type	Rotary	Bar
Minute Minder	Yes	Yes
Liners	Enamel	Enamel
Fully programmable timer	Yes	Yes
Cleaning	No	No
Oven doors glazing	Triple	Triple
Oven Temperature range	30°C - 250°C	30°C - 250°C
Quick heat	Yes	Yes
Hob features		
Hob type	Gas	Gas
Number of cooking zones	6	6
Pan supports	Cast iron	Cast iron
Left Rear & right rear burner	Semi rapid burner 1.75kW	Semi rapid burner 1.75kW
Middle rear burner	Semi rapid burner 1.75kW	Rapid burner 3kW
Left front burner	Triple crown burner 3.8kW	Triple crown burner 3.8kW
Middle front burner	Rapid burner 3kW	Semi rapid burner 1.75kW
Right front burner	Auxillary burner 1kW	Auxillary burner 1kW
Accessories		
Number of shelves	2	2/2
Grid runners	Chrome	Chrome
Chrome auto-stop non tip shelves	2	2/2
Grill/Meat pan	1	1 / 1
Dimensions		
Appliance dimensions		
Height (mm)	900	900
Width(mm)	898	998
Depth(mm)	599	599
Net Weight(kg)	103	129
Internal Dimensions (Left/Right)		
Volume usage (L)	80	64/38
Height (mm)	325	325/325
Width (mm)	605	460/260
Depth (mm)	390	410/430
Packaging Dimensions		
Height (mm)	1050	1050
Width (mm)	950	1030
Depth (mm)	650	650
Gross weight (kg)	121	149
Performance		
Energy Information		
Energy Class	A	A/A
Energy consumption static		0.79/0.79
Energy consumption fan	0.99	0.99/
Electrical Connection		
Gas Category	I12H3+	I12H3+
Voltage (V)	230/240	230/240
Frequency (HZ)	50	50
Connected Load	2.8	4.2
Oven Power (Max) KW	2.8	2.14/2.1
Grill Power (Max) KW	1.8	2.1/1.65
Fuse Rating (A)	13	20
Operation & Instalation Instructions	Yes	Yes

- Energy efficiency class based on a scale of A (most efficient) to G (least efficient).
- Installation aperture dimensions, for full details please refer to the installation guidelines.

MAXISIGHT™ INDUCTION RANGE/ OVERVIEWS

Product Name	HK884400XG	HK683320XG
Features		
Number of cooking zones	4 sections	3 sections
Control type	DirekTouch	DirekTouch
Display	TFT	TFT
Control position	Front	Front
Bridge function		Left hand side
Automatic heat up (AUTOMAX)	Yes	Yes
Stop & Go	Yes	Yes
Residual heat indicator	3 step	3 step
Öko timer	Yes	Yes
Minute minder	Yes	Yes
Count up timer	Yes	Yes
Pot sensors	Yes	Yes
Boosters (all zones)	Yes	Yes
Child lock	Yes	Yes
Zone Specification		
Front left spec		
Front left rating (kW)	2.3 / 3.2	2.3 / 3.2
Front left diameter (mm)	210	210
Rear left spec		
Rear left rating (kW)	2.3 / 3.2	2.3 / 3.2
Rear left diameter (mm)	210	210
Front middle spec		
Front middle rating (kW)		
Front middle diameter (mm)		
Rear middle spec		
Rear middle rating (kW)		
Rear middle diameter (mm)		
Front right spec		
Front right rating (kW)	2.3 / 3.2	
Front right diameter (mm)	210	
Rear right spec		
Rear right rating (kW)	2.3 / 3.2	Dual zone
Rear right diameter (mm)	210	180 / 280
Dimensions		
Appliance dimensions		
Width (mm)	766	576
Depth (mm)	516	516
Aperture dimensions 4		
Height (mm)	55	55
Width (mm)	750	560
Depth (mm)	490	490
Electrical Connection		
Connected load (kW)	7.4	7.4
Fuse rating (A)	30	30

MAXISENSE™ INDUCTION RANGE/ OVERVIEWS

Product Name	HK953400FB	HK854400FB	HK764400XB/FB	HK654400XB/FB
Features				
Number of cooking zones	3 sections	4 sections	4 sections	4 sections
Control type	DirekTouch	DirekTouch	DirekTouch	DirekTouch
Display	LED	LED	LED	LED
Control position	Front	Front	Left & Right	Front
Bridge function				Left & right
Automatic heat up (AUTOMAX)	Yes	Yes	Yes	Yes
Stop & Go	Yes	Yes	Yes	Yes
Residual heat indicator	3 step	3 step	3 step	3 step
Öko timer	Yes	Yes	Yes	Yes
Minute minder	Yes	Yes	Yes	Yes
Count up timer	Yes	Yes	Yes	Yes
Pot sensors	Yes	Yes	Yes	Yes
Boosters (all zones)	Yes	Yes	Yes	Yes
Child lock	Yes	Yes	Yes	Yes
Zone Specification				
Front left spec				
Front left rating (kW)		2.3 / 3.2	2.3 / 3.2	1.8 / 2.6
Front left diameter (mm)		210	210	180
Rear left spec				
Rear left rating (kW)	2.3 / 3.2	2.3 / 3.2	2.3 / 3.2	1.8 / 2.6
Rear left diameter (mm)	210	210	210	180
Front middle spec				
Front middle rating (kW)				
Front middle diameter (mm)				
Rear middle spec				
Rear middle rating (kW)	2.3 / 3.2			
Rear middle diameter (mm)	210			
Front right spec				
Front right rating (kW)		2.3 / 3.2	2.3 / 3.2	1.8 / 2.6
Front right diameter (mm)		210	210	180
Rear right spec				
Rear right rating (kW)	2.3 / 3.2	2.3 / 3.2	2.3 / 3.2	1.8 / 2.6
Rear right diameter (mm)	210	210	210	180
Dimensions				
Appliance dimensions				
F=Frameless SS=Stainless steel				
Width (mm)	910	780	FB 710 / XB 696	FB 590 / XB 576
Depth (mm)	410	520	FB 520 / XB 516	FB 520 / XB 516
Aperture dimensions 4				
Height (mm)	50	50	55	55
Width (mm)	880	750	680	560
Depth (mm)	380	490	490	490
Electrical Connection				
Connected load (kW)	6.9	7.4	7.4	7.4
Fuse rating (A)	30	30	30	30

MAXISENSE™ INDUCTION RANGE/ OVERVIEWS

Product Name	HK654200FB	HK854220FB
Features		
Number of cooking zones	4	4
Control type	DirekTouch	DirekTouch
Display	LED	LED
Control position	Front	Front
Bridge function		
Automatic heat up (AUTOMAX)	Yes	Yes
Stop & Go	Yes	Yes
Residual heat indicator	3 step	3 step
Öko timer	Yes	Yes
Minute minder	Yes	Yes
Count up timer	Yes	Yes
Pot sensors	Yes	Yes
Boosters (all zones)	Yes	Yes
Child lock	Yes	Yes
Zone Specification		
Front left spec	Single	Single
Front left rating (kW)	2.3 / 3.7	1.8 / 2.8
Front left diameter (mm)	210	180
Rear left spec	Single	Single
Rear left rating (kW)	1.8 / 2.8	1.8 / 2.8
Rear left diameter (mm)	180	180
Front middle spec		Single
Front middle rating (kW)		1.4 / 2.5
Front middle diameter (mm)		145
Rear middle spec		
Rear middle rating (kW)		
Rear middle diameter (mm)		
Front right spec	Single	
Front right rating (kW)	1.4 / 2.5	
Front right diameter (mm)	145	
Rear right spec	Single	
Rear right rating (kW)	1.8 / 2.8	2.4 / 3.7
Rear right diameter (mm)	180	300
Dimensions		
Appliance dimensions		
Width (mm)	590	780
Depth (mm)	520	520
Aperture dimensions 4		
Height (mm)	55	55
Width (mm)	560	750
Depth (mm)	490	490
Electrical Connection		
Connected load (kW)	7.4	7.4
Fuse rating (A)	30	30

CRYSTALLINE RANGE/ OVERVIEWS

Product Name	HC451500EB	HC452600EB	HC411520GB
Features			
Hob type	Induction Wok	Teppan Yaki	Wok burner
Control type	DirekTouch	DirekTouch	Rotary
Triple zone			
Bridge function			
Automatic heat up (AUTOMAX)	Yes	Yes	
Stop & Go	Yes		
Residual heat indicator	3 step	3 step	
Öko timer	Yes	Yes	
Minute minder	Yes	Yes	
Count up timer	Yes	Yes	
Pot sensors	Yes		
Booster	Yes	Yes	
Child lock	Yes	Yes	
Gas safety shut off			Yes
Zone Specification			
Front spec	Induction	Induction	Double crown
Front rating (kW)	2.3 / 3.2	1.4	5.0
Front diameter (mm)	300	145	130
Rear spec		Induction	
Rear rating (kW)		1.4	
Rear diameter (mm)		145	
Dimensions			
Appliance dimensions			
Width (mm)	360	360	360
Depth (mm)	520	520	520
Aperture dimensions			
Height (mm)	125	55	60
Width (mm)	340	340	340
Depth (mm)	490	490	490
Electrical Connection			
Voltage (V)	220 - 240	220 - 240	220 - 240
Frequency (Hz)	50 / 60	50 / 60	50 / 60
Connected load (kW)	3.2	2.8	0.025
Fuse rating (A)	16	13	13
LPG conversion kit			Yes

CRYSTALLINE RANGE/ OVERVIEWS

Product Name	HC452400EB	HC412000GB	HC452020EB
Features			
Hob type	2 zone MaxiSense	2 zone gas	2 zone ceramic
Control type	DirekTouch	Rotary	DirekTouch
Triple zone			Yes
Bridge function	Yes		
Automatic heat up (AUTOMAX)	Yes		Yes
Stop & Go	Yes		Yes
Residual heat indicator	3 step		3 step
Öko timer	Yes		Yes
Minute minder	Yes		Yes
Count up timer	Yes		Yes
Pot sensors	Yes		
Booster			
Child lock	Yes		Yes
Gas safety shut off		Yes	
Zone Specification			
Front spec	Induction	Semi-rapid	Hilight
Front rating (kW)	2.3 / 3.2	1.9	1.2
Front diameter (mm)	170 x 265	74	145
Rear spec	Induction	Rapid	Hilight
Rear rating (kW)	2.3 / 3.2	3.0	0.8 / 1.6 / 2.3
Rear diameter (mm)	170 x 265	104	120 / 175 / 210
Dimensions			
Appliance dimensions			
Width (mm)	360	360	360
Depth (mm)	520	520	520
Aperture dimensions			
Height (mm)	38	60	38
Width (mm)	340	340	340
Depth (mm)	490	490	490
Electrical Connection			
Voltage (V)	220 - 240	220 - 240	220 - 240
Frequency (Hz)	50 / 60	50 / 60	50 / 60
Connected load (kW)	3.7	0.025	3.5
Fuse rating (A)	16	13	16
LPG conversion kit		Yes	

- For gas conversion purpose 3.450 BTU = 1kW
- Please refer to the user instructions before cutting out.

CERAMIC HOBS/ OVERVIEWS

Product Name	HK955070FB	HK854080FB	HK764070FB
Features			
Number of cooking zones	5	4	4
Control position	Front	Front	Left & Right
Control type	DirekTouch	DirekTouch	DirekTouch
Automatic heat up (AUTOMAX)	Yes	Yes	Yes
Stop & Go	Yes	Yes	Yes
Residual heat indicator	3 step	3 step	3 step
Öko timer	Yes	Yes	Yes
Minute Minder	Yes	Yes	Yes
Count up timer	Yes	Yes	Yes
Child lock	Yes	Yes	Yes
Zone Specification			
Front left spec	Single	Dual	Triple
Front left rating (kW)	1.8	0.7 / 1.7	0.8 / 1.6 / 2.3
Front left diameter (mm)	180	120 / 180	120 / 175 / 210
Rear left spec	Single	Single	Single
Rear left rating (kW)	1.2	1.2	1.2
Rear left diameter (mm)	145	145	145
Rear middle spec	Triple	Triple	
Rear middle rating (kW)	1.05 / 1.95 / 2.7	1.05 / 1.95 / 2.7	
Rear middle diameter (mm)	145 / 210 / 270	145 / 210 / 270	
Front right spec	Single		Single
Front right rating (kW)	1.8		1.8
Front right diameter (mm)	180		180
Rear right spec	Dual	Dual	Dual
Rear right rating (kW)	1.4 / 2.2	1.4 / 2.2	1.4 / 2.2
Rear right diameter (mm)	170 x 265	170 x 265	170 x 265
Dimensions			
Appliance dimensions			
Width (mm)	910	780	710
Depth (mm)	520	520	520
Aperture dimensions 4			
Height (mm)	38	50	38
Width (mm)	880	750	680
Depth (mm)	490	490	490
Electrical Connection			
Connected load (kW)	7.9	7.8	7.5
Fuse rating (A)	30	30	30

- Please refer to the user instructions before cutting out.

CERAMIC HOBS/ OVERVIEWS

Product Name	HK634060XB	HK634030FB	HK624010FB
Features			
Number of cooking zones	4	4	4
Control position	Front	Front	Front
Control type	Touch	Touch	Touch
Automatic heat up (AUTOMAX)	Yes	Yes	
Stop & Go	Yes	Yes	
Residual heat indicator	Yes	Yes	Yes
Öko timer			
Minute Minder	Yes	Yes	
Count up timer			
Child lock	Yes	Yes	Yes
Zone Specification			
Front left spec	Dual	Triple	Dual
Front left rating (kW)	0.75 / 2.2	0.8 / 1.6 / 2.3	0.75 / 2.2
Front left diameter (mm)	120 / 210	120 / 175 / 210	120 / 210
Rear left spec	Single	Single	Single
Rear left rating (kW)	1.2	1.2	1.2
Rear left diameter (mm)	145	145	145
Rear middle spec			
Rear middle rating (kW)			
Rear middle diameter (mm)			
Front right spec	Single	Single	Single
Front right rating (kW)	1.2	1.2	1.2
Front right diameter (mm)	145	145	145
Rear right spec	Dual	Dual	Single
Rear right rating (kW)	1.5 / 2.4	0.7 / 1.7	1.8
Rear right diameter (mm)	170 x 265	120 / 180	180
Dimensions			
Appliance dimensions			
Width (mm)	576	590	590
Depth (mm)	516	520	520
Aperture dimensions 4			
Height (mm)	38	38	38
Width (mm)	560	560	560
Depth (mm)	490	490	490
Electrical Connection			
Connected load (kW)	7.0	6.4	6.4
Fuse rating (A)	30	30	30

GAS HOBS/ OVERVIEWS

Product Name	HG755520UM	HG755420UM	HG654320UM
Features			
Number of cooking zones	5	5	4
Ignition type	Integral	Integral	Integral
Control position	Front	Front	Front
LED display			
Wok support			
Cast iron pan support	Yes	Yes	Yes
Safety thermocouples	Yes	Yes	Yes
Zone Specification			
Front left spec		Semi-rapid	Simmer
Front left rating (kWh)		1.9	1.0
Front left diameter (mm)		70	54
Rear left spec	Wok triple crown	Semi-rapid	Rapid
Rear left rating (kWh)	3.8	1.9	2.9
Rear left diameter (mm)	122	70	10
Front middle spec	Simmer		
Front middle rating (kWh)	1.0		
Front middle diameter (mm)	54		
Rear middle spec	Semi-rapid	Wok triple crown	
Rear middle rating (kWh)	1.9	3.8	
Rear middle diameter (mm)	70	100	
Front right spec	Semi-rapid	Simmer	Semi-rapid
Front right rating (kWh)	1.9	1.0	1.9
Front right diameter (mm)	70	54	70
Rear right spec	Semi-rapid	Semi-rapid	Semi-rapid
Rear right rating (kWh)	1.9	1.9	1.9
Rear right diameter (mm)	70	70	70
Max gas power (kW)	10.5	10.5	7.7
Dimensions			
Appliance dimensions			
Width (mm)	745	745	595
Depth (mm)	515	515	525
Aperture dimensions 3			
Height (mm)	30	30	46
Width (mm)	560	560	560
Depth (mm)	480	480	480
Electrical Connection			
Fuse rating (A)	3	3	3

GAS HOBS/ OVERVIEWS

Product Name	HG755440SM	HG956440SM	HG654440SM	HG654320NM
Features				
Number of cooking zones	5	6	4	4
Ignition type	Integral	Integral	Integral	Integral
Control position	Front	Front	Front	Front
LED display	Yes	Yes	Yes	
Wok support	Yes	Yes	Yes	
Cast iron pan support	Yes	Yes	Yes	Yes
Safety thermocouples	Yes	Yes	Yes	Yes
Zone Specification				
Front left spec	Semi-rapid	Rapid	Semi-rapid	Semi-rapid
Front left rating (kWh)	2.0	3.0	2.0	2.0
Front left diameter (mm)	70	100	70	70
Rear left spec	Semi-rapid	Simmer	Semi-rapid	Semi-rapid
Rear left rating (kWh)	2.0	1.0	2.0	2.0
Rear left diameter (mm)	70	54	70	70
Front middle spec		Semi-rapid		
Front middle rating (kWh)		2		
Front middle diameter (mm)		70		
Rear middle spec	Wok triple crown	Semi-rapid		
Rear middle rating (kWh)	4.0	2.0		
Rear middle diameter (mm)	122	70		
Front right spec	Simmer	Wok triple crown	Simmer	Simmer
Front right rating (kWh)	1.0	4.0	1.0	1.0
Front right diameter (mm)	54	122	54	54
Rear right spec	Rapid	Simmer	Wok triple crown	Rapid
Rear right rating (kWh)	3.0	1.0	4.0	3.0
Rear right diameter (mm)	100	54	122	100
Max gas power (kW)	12.0	13.0	9.0	8.0
Dimensions				
Appliance dimensions				
Width (mm)	744	894	594	594
Depth (mm)	510	510	510	510
Aperture dimensions 3				
Height (mm)	30	30	30	33
Width (mm)	560	830	560	560
Depth (mm)	480	480	480	480
Electrical Connection				
Fuse rating (A)	3	3	3	3

– For gas conversion purpose 3.450 BTU = 1kW
– Please refer to the user instructions before cutting out.

GAS ON GLASS HOBS/ OVERVIEWS

Product Name	HG795540XB	HG795440XB	HG694340XB
Features			
Number of cooking zones	5	5	4
Ignition type	Integral	Integral	Integral
Control position	Front	Front	Front
LED display	Yes	Yes	Yes
Wok support	Yes	Yes	Yes
Cast iron pan support	Yes	Yes	Yes
Safety thermocouples	Yes	Yes	Yes
Zone Specification			
Front left spec			
Front left rating (kWh)			
Front left diameter (mm)			
Rear left spec	Wok triple crown	Semi-rapid	Rapid
Rear left rating (kWh)	3.8	1.9	2.9
Rear left diameter (mm)	122	70	100
Front middle spec	Simmer		
Front middle rating (kWh)	1.0		
Front middle diameter (mm)	54		
Rear middle spec	Semi-rapid	Wok triple crown	
Rear middle rating (kWh)	1.9	3.8	
Rear middle diameter (mm)	70	122	
Front right spec	Semi-rapid	Simmer	Semi-rapid
Front right rating (kWh)	1.9	1.0	1.9
Front right diameter (mm)	70	54	70
Rear right spec	Semi-rapid	Semi-rapid	Semi-rapid
Rear right rating (kWh)	1.9	1.9	1.9
Rear right diameter (mm)	70	70	70
Max gas power (kW)	10.5	10.5	7.7
Dimensions			
Appliance dimensions			
Width (mm)	766	696	576
Depth (mm)	516	516	516
Aperture dimensions 3			
Height (mm)	40	40	40
Width (mm)	750	680	560
Depth (mm)	490	490	490
Electrical Connection			
Fuse rating (A)	3	3	3

– For gas conversion purpose 3.450 BTU = 1kW
– Please refer to the user instructions before cutting out.

GAS ON GLASS HOBS/ OVERVIEWS

Product Name	HG795440NB	HG694340NB
Features		
Number of cooking zones	5	4
Ignition type	Integral	Integral
Control position	Front	Front
LED display	Yes	Yes
Wok support	Yes	Yes
Cast iron pan support	Yes	Yes
Safety thermocouples	Yes	Yes
Zone Specification		
Front left spec	Semi-rapid	Simmer
Front left rating (kWh)	1.9	1.0
Front left diameter (mm)	70	54
Rear left spec	Semi-rapid	Rapid
Rear left rating (kWh)	1.9	2.9
Rear left diameter (mm)	70	10
Front middle spec		
Front middle rating (kWh)		
Front middle diameter (mm)		
Rear middle spec	Wok triple crown	
Rear middle rating (kWh)	3.8	
Rear middle diameter (mm)	122	
Front right spec	Simmer	Semi-rapid
Front right rating (kWh)	1.0	1.9
Front right diameter (mm)	54	70
Rear right spec	Semi-rapid	Semi-rapid
Rear right rating (kWh)	1.9	1.9
Rear right diameter (mm)	70	70
Max gas power (kW)	10.5	7.7
Dimensions		
Appliance dimensions		
Width (mm)	680	590
Depth (mm)	510	520
Aperture dimensions 3		
Height (mm)	45	30
Width (mm)	560	560
Depth (mm)	480	480
Electrical Connection		
Fuse rating (A)	3	3

- For gas conversion purpose 3.450 BTU = 1kW
- Please refer to the user instructions before cutting out.

DESIGNER COOKER HOODS/ OVERVIEWS

Product Name	X66453MV0/BV0	X69453MV0/BV0
Features		
Control type	DirekTouch	DirekTouch
Fan speed	4	4
Lights (W)	2 x 20 Halogen	2 x 20 Halogen
Charcoal filter included	Yes	Yes
Metal grease filter	Yes	Yes
Intensive setting	Yes	Yes
Ducted maximum (ca.m3/h)	490	490
Ducted intensive (ca.m3/h)	560	560
Noise (max. setting) ducted (dB (A))	60	60
Recirculation maximum (ca.m3/h)	330	330
Recirculation intensive (ca.m3/h)	350	350
Noise (max. setting) recirculation (dB (A))	59	59
Installation height from		
Electric hob (mm)	400	400
Gas hob (mm)	400	400
Dimensions		
Height for ducted (mm)	649	649
Height for recirculation (if different) (mm)		
Width (mm)	598	898
Depth (mm)	358	358
Other		
Ventilation hose diameter (mm)	150	150
Fuse rating (A)	13	13

- CDK6FR - 150mm (6") diameter flexible ducting kit, 3 metre length. For use with all AEG hoods.
CDK5F - 120mm (5") diameter flexible ducting kit, 1 metre length. 100mm (4") reduction collar included. For use with all AEG hoods up to 1 metre ducting.
CDK5FR - 120mm (5") diameter flexible ducting kit for ducting hoods situated away from an exterior wall, up to 3 metres. 100mm (4") reduction collar included. For use with all AEG hoods.
- For full installation aperture dimensions see installation instructions.

DESIGNER COOKER HOODS/ OVERVIEWS

Product Name	X91384Mi0	X69453MD0	X67453MD0	X66453MD0
Features				
Control type	DirekTouch	DirekTouch	DirekTouch	DirekTouch
Fan speed	Continuous	4	4	4
Lights (W)	4 x 2.5	2 x 20 Halogen	2 x 20 Halogen	2 x 20 Halogen
Charcoal filter included	Yes	Yes	Yes	Yes
Metal grease filter	Yes	Yes	Yes	Yes
Intensive setting	Yes	Yes	Yes	Yes
Ducted maximum (ca.m3/h)	640	470	470	470
Ducted intensive (ca.m3/h)	800	530	530	530
Noise (max. setting) ducted (dB (A))	68	63	63	63
Recirculation maximum (ca.m3/h)	370	310	310	310
Recirculation intensive (ca.m3/h)	440	340	340	340
Noise (max. setting) recirculation (dB (A))	67	62	62	62
Installation height from				
Electric hob (mm)	500	500	500	500
Gas hob (mm)	650	650	650	650
Dimensions				
Height for ducted (mm)	760 - 1105	785 - 1050	785 - 1050	785 - 1050
Height for recirculation (if different) (mm)		785 - 920	785 - 920	785 - 920
Width (mm)	998	898	698	598
Depth (mm)	696	490	490	490
Other				
Ventilation hose diameter (mm)	150	150	150	150
Fuse rating (A)	13	13	13	13

- CDK6FR - 150mm (6") diameter flexible ducting kit, 3 metre length. For use with all AEG hoods.
- CDK5F - 120mm (5") diameter flexible ducting kit, 1 metre length. 100mm (4") reduction collar included. For use with all AEG hoods up to 1 metre ducting.
- CDK5FR - 120mm (5") diameter flexible ducting kit for ducting hoods situated away from an exterior wall, up to 3 metres. 100mm (4") reduction collar included. For use with all AEG hoods.
- For full installation aperture dimensions see installation instructions.

DESIGNER COOKER HOODS/ OVERVIEWS

Product Name	Di9814-M	DD9894-M	DD9874-M	DD9864-M
Features				
Control type	Electronic touch	Electronic touch	Electronic touch	Electronic touch
Fan speed	4	3	3	3
Lights (W)	4 x 20 Halogen	2 x 20 Halogen	2 x 20 Halogen	2 x 20 Halogen
Charcoal filter included	Yes	Yes	Yes	Yes
Metal grease filter	Yes	Yes	Yes	Yes
Intensive setting	Yes	Yes	Yes	Yes
Ducted maximum (ca.m3/h)	490	490	490	490
Ducted intensive (ca.m3/h)	570	570	570	570
Noise (max. setting) ducted (dB (A))	63	63	63	63
Recirculation maximum (ca.m3/h)	370	370	370	370
Recirculation intensive (ca.m3/h)	410	410	410	410
Noise (max. setting) recirculation (dB (A))	67	67	67	67
Installation height from				
Electric hob (mm)	500	500	500	500
Gas hob (mm)	650	650	650	650
Dimensions				
Height for ducted (mm)	820 - 1100	725 - 1170	725 - 1170	725 - 1170
Height for recirculation (if different) (mm)				
Width (mm)	998	898	698	598
Depth (mm)	600	480	480	480
Other				
Ventilation hose diameter (mm)	150	150	150	150
Fuse rating (A)	13	13	13	13

- CDK6FR - 150mm (6") diameter flexible ducting kit, 3 metre length. For use with all AEG hoods.
- CDK5F - 120mm (5") diameter flexible ducting kit, 1 metre length. 100mm (4") reduction collar included. For use with all AEG hoods up to 1 metre ducting.
- CDK5FR - 120mm (5") diameter flexible ducting kit for ducting hoods situated away from an exterior wall, up to 3 metres. 100mm (4") reduction collar included. For use with all AEG hoods.
- For full installation aperture dimensions see installation instructions.

DESIGNER COOKER HOODS/ OVERVIEWS

Product Name	DD9893-M	HD8510-M	HD6470-M
Features			
Control type	Electronic touch	Electronic Push Buttons	Electronic touch
Fan speed	4	4	3
Lights (W)	2 x 20 Halogen	2 x 20 Halogen	2 x 20 Halogen
Charcoal filter included	Yes	Yes	Yes
Metal grease filter	Yes	Yes	Yes
Intensive setting	Yes		
Ducted maximum (ca.m3/h)	500	790	470
Ducted intensive (ca.m3/h)	620		
Noise (max. setting) ducted (dB (A))	60	74	64
Recirculation maximum (ca.m3/h)	330	420	270
Recirculation intensive (ca.m3/h)	395		
Noise (max. setting) recirculation (dB (A))	67	72	67
Installation height from			
Electric hob (mm)	500	650	500
Gas hob (mm)	650	750	650
Dimensions			
Height for ducted (mm)	970 - 1500	740 - 1230	660 - 1120
Height for recirculation (if different) (mm)			755 - 1220
Width (mm)	900	1000	598 - 698 - 798
Depth (mm)	390	515	500
Other			
Ventilation hose diameter (mm)	150	150	150
Fuse rating (A)	13	13	13

- CDK6FR - 150mm (6") diameter flexible ducting kit, 3 metre length. For use with all AEG hoods.
- CDK5F - 120mm (5") diameter flexible ducting kit, 1 metre length. 100mm (4") reduction collar included. For use with all AEG hoods up to 1 metre ducting.
- CDK5FR - 120mm (5") diameter flexible ducting kit for ducting hoods situated away from an exterior wall, up to 3 metres. 100mm (4") reduction collar included. For use with all AEG hoods.
- For full installation aperture dimensions see installation instructions.

DESIGNER COOKER HOODS/ OVERVIEWS

Product Name	DK4460-M	DK4490-M	HC5690-M	HC3360-M
Features				
Control type	Electronic Push Button	Electronic Push Button	Touch	Electronic Push Button
Fan speed	4	4	4	3
Lights (W)	2 x 20 Halogen	2 x 20 Halogen	2 x 20 Halogen	2 x 20 Halogen
Charcoal filter included	Yes	Yes	Yes	Yes
Metal grease filter	Yes	Yes	Yes	Yes
Intensive setting	Yes	Yes	Yes	
Ducted maximum (ca.m3/h)	304	304	520	410
Ducted intensive (ca.m3/h)	423	423	650	
Noise (max. setting) ducted (dB (A))	63	62	62	62
Recirculation maximum (ca.m3/h)	243	243	400	210
Recirculation intensive (ca.m3/h)	282	282	450	
Noise (max. setting) recirculation (dB (A))	66	66	72	64
Installation height from				
Electric hob (mm)	500	500	500	500
Gas hob (mm)	650	650	650	650
Dimensions				
Height for ducted (mm)	675 - 925	675 - 925	820 - 1275	750 - 1130
Height for recirculation (if different) (mm)			820 - 1370	750 - 1220
Width (mm)	598	898	898	598
Depth (mm)	500	500	480	470
Other				
Ventilation hose diameter (mm)	150	150	150	150
Fuse rating (A)	13	13	13	13

- CDK6FR - 150mm (6") diameter flexible ducting kit, 3 metre length. For use with all AEG hoods.
- CDK5F - 120mm (5") diameter flexible ducting kit, 1 metre length. 100mm (4") reduction collar included. For use with all AEG hoods up to 1 metre ducting.
- CDK5FR - 120mm (5") diameter flexible ducting kit for ducting hoods situated away from an exterior wall, up to 3 metres. 100mm (4") reduction collar included. For use with all AEG hoods.
- For full installation aperture dimensions see installation instructions.

STANDARD HOODS RANGE/ OVERVIEWS

Product Name	DH1690-M	DL7275-M9	DF6164-M	DE6261-ML
Features				
Control type	Electronic Push Buttons	Slider	Slider	Electronic slider
Fan speed	4	4	3	Continuous
Lights (W)	NA	2 x 20 Halogen	2 x 40	2 x 40
Charcoal filter included	Yes	Yes	Yes	Yes
Metal grease filter	Yes	Yes	Yes	Yes
Intensive setting		Yes		Yes
Ducted maximum (ca.m3/h)	775	440	324	300
Ducted intensive (ca.m3/h)		540		450
Noise (max. setting) ducted (dB (A))	59	64	63	56
Recirculation maximum (ca.m3/h)	650	320	246	225
Recirculation intensive (ca.m3/h)		365		250
Noise (max. setting) recirculation (dB (A))	57	70	66	66
Installation height from				
Electric hob (mm)	NA	500	500	500
Gas hob (mm)	NA	700	650	700
Dimensions				
Height for ducted (mm)	300	252	173	400
Height for recirculation (if different) (mm)				
Width (mm)	880	724	598	598
Depth (mm)	108	289	295	270
Other				
Ventilation hose diameter (mm)	150	150	120	120
Fuse rating (A)	13	13	13	13

- CDK6FR - 150mm (6") diameter flexible ducting kit, 3 metre length. For use with all AEG hoods.
- CDK5F - 120mm (5") diameter flexible ducting kit, 1 metre length. 100mm (4") reduction collar included. For use with all AEG hoods up to 1 metre ducting.
- CDK5FR - 120mm (5") diameter flexible ducting kit for ducting hoods situated away from an exterior wall, up to 3 metres. 100mm (4") reduction collar included. For use with all AEG hoods.
- For full installation aperture dimensions see installation instructions.

COFFEE MACHINE/ OVERVIEWS

Product Name	PE4511-M
Performance	
Electronic touch controls	Yes
LED display	Yes
Pre-programmed coffee selection	Yes
Water sensor with LED when refill required	Yes
Steam/water spout with LED indicators	Yes
Height adjustable coffee dispenser	Yes
Lamp	Yes
Dimensions	
Appliance dimensions	
Product height (mm)	460
Product width (mm)	594
Product depth (mm)	361
Built-in dimensions	
Built-in height (mm)	450
Built-in width (mm)	560
Built-in depth (mm)	550
Electrical Connection	
Connected load (kW)	1.35
Fuse rating (A)	13
Working pressure (bar)	16

- Installation aperture dimensions, for full details please refer to the installation guidelines.

COMPACT OVENS/ OVERVIEWS

Product Name	KE7415001M	KS7415001M	KS7100000M
Features			
Digital touch controls	Yes	Yes	Yes
Digital temperature control	Yes	Yes	Yes
Fully programmable electronic timer	Yes	Yes	Yes
Oven door glazing	Triple	Double	Quadruple
Cleaning	Diamond Glazed Enamel	Diamond Glazed Enamel	Diamond Glazed Enamel
Cooling fan	Yes	Yes	Yes
Accessories			
Number of shelves	2	2	1
Grill/meat pan	Yes	Yes	Yes
Dimensions			
Appliance dimensions			
Height (mm)	455	455	388
Width (mm)	594	594	594
Depth (mm)	540	540	567
Aperture dimensions			
Height 3 (mm)	450	450	380
Width (mm)	558	558	560
Depth (mm)	580	580	550
Performance			
Energy efficiency class 2	A	A	A
Energy consumption fan (kWh)	0.74	0.74	0.59
Energy efficiency class in mode static/fan	Fan	Fan	Fan
Oven temperature range (°C)	30 - 250	30 - 250	30 - 250
Fan/convection oven output (kW)	2.97	1.5	
Grill output (kW)	2.6		1.5
Steam power output (kW)		1.2	1.8
Microwave heating category 1)			
Connected load (kW)	2.973	1.5	3.4
Fuse rating (A)	13	13	20
Oven/grill power (max) (kW)	2.97 / 2.6	1.5 / N/A	3.4 / 1.5
Interior lights (W)	1 x back, 1 x side	1 x top	1 x side

– Energy efficiency class based on a scale of A (most efficient) to G (least efficient).
– Installation aperture dimensions, for full details please refer to the installation guidelines.

WARMING DRAWERS/ OVERVIEWS

Product Name	KD91404E	KD91403E	KD92903E
Features			
Place settings	6	6	12
Cups and glass warming (40°C)	Yes	Yes	Yes
Plate warming (60°C)	Yes	Yes	Yes
Food warming (80°C max)	Yes	Yes	Yes
Defrosting (30°C max)	Yes	Yes	Yes
Heating element	Yes	Yes	Yes
Fan air circulation	Yes	Yes	Yes
Rotary control knob	Yes	Yes	Yes
Variable temperature control	Yes	Yes	Yes
On/off LED	Yes	Yes	Yes
Anti-slip mat	Yes	Yes	Yes
Temperature range	30 - 80	30 - 80	30 - 80
Product Dimensions			
Appliance dimensions			
Height (mm)	135	135	295
Width (mm)	594	594	594
Depth (mm)	535	535	535
Built-in dimensions			
Built-in height (mm)	140	140	295
Built-in width (mm)	560	560	560
Built-in depth (mm)	550	550	550
Performance			
Connected load (kW)	0.43	0.43	0.55
Fuse rating (A)	13	13	13
Power (max (kW))	0.43	0.43	0.55

– Food must be a minimum of 80°C prior to placing in the warming drawer.

MICROWAVES/ OVERVIEWS

Product Name	MCC3881E-M	MCD3881E-M
Features		
Combi microwave, fan oven and grill	Yes	
Duo microwave and grill		Yes
Solo microwave		
Oven volume (litres)	38	38
Auto defrost by weight programmes	4	4
Auto cook by weight programmes	4	4
Control type	Touch	Touch
Electronic clock/programmer	Yes	Yes
Quickstart	Yes	Yes
Power save mode	Yes	Yes
Programme end signal	Yes	Yes
Drop down door	Yes	Yes
Under counter installation	Yes	Yes
In-column installation	Yes	Yes
Dimensions		
Appliance dimensions		
Height (mm)	455	455
Width (mm)	594	594
Depth (mm)	542	542
Built-in dimensions		
Built-in height (mm)	450	450
Built-in width (mm)	560	560
Built-in depth (mm)	550	550
Performance		
Microwave output (IEC 705) (W)	1000	1000
Heating category 1	E	E
Microwave power levels	5	5
Grill output (kW)	1.5	1.5
Convection oven output (kW)	1.6	
Connected load (kW)	3.4	3.3
Fuse rating (A)	20	20

- Heating category of the microwave in line with government guidelines.
- Installation aperture dimensions, for full details please refer to the installation guidelines.

MICROWAVES/ OVERVIEWS

Product Name	MCD1763E-M	MCD2664E-M	MC2664E	MC1763E-M	MC1753E-M
Features					
Combi microwave, fan oven and grill					
Duo microwave and grill	Yes	Yes			
Solo microwave			Yes	Yes	Yes
Oven volume (litres)	17	26	26	17	17
Auto defrost by weight programmes	4	4	4	4	4
Auto cook by weight programmes	7	8	8	7	6
Control type	Rotary with push buttons	Rotary with push buttons	Rotary with push buttons	Rotary with push buttons	Rotary with push buttons
Electronic clock/programmer	Yes	Yes	Yes	Yes	Yes
Quickstart	Yes	Yes	Yes	Yes	Yes
Power save mode	Yes	Yes	Yes	Yes	Yes
Programme end signal	Yes	Yes	Yes	Yes	Yes
Drop down door					
Under counter installation			Yes	Yes	Yes
In-column installation	Yes	Yes	Yes	Yes	Yes
Dimensions					
Appliance dimensions					
Height (mm)	371	459	459	371	371
Width (mm)	594	594	594	594	494
Depth (mm)	316	437	437	316	316
Built-in dimensions					
Built-in height (mm)	360	450	450	360	360
Built-in width (mm)	560	560	560	562	460
Built-in depth (mm)	300	580	580	300	300
Performance					
Microwave output (IEC 705) (W)	800	900	900	800	800
Heating category 1	E	E	E	E	E
Microwave power levels	5	5	5	5	5
Grill output (kW)	1	1			
Convection oven output (kW)					
Connected load (kW)	1.2	2.4	1.3	1.2	1.2
Fuse rating (A)	13	13	13	13	13

- Heating category of the microwave in line with government guidelines.
- Installation aperture dimensions, for full details please refer to the installation guidelines.

INTEGRATED DISHCARE/ OVERVIEWS

Product Name	F55002Vi0P	F34030Vi0
Features		
Capacity (number of IEC place settings)	12	12
Control type	LED with push buttons	Push buttons
ExtraSilent		
Number of temperatures	4	3
Number of programmes	5	4
Automatic 45°C - 70°C programme	Yes	
50 min 55°C		
Quickwash 60°C, 30min programme	Yes	
Intensive advanced 70°C programme	Yes	Yes
Glass 45°C programme		
Prerinse programme	Yes	Yes
DryTech system	Yes	Yes
Auto half load	Yes	Yes
Multi-tab option	Yes	
Delay start	Yes	Yes
Time remaining	Yes	
Height adjustable upper basket	Yes	Yes
Foldable plate racks - bottom basket	Yes	
Foldable cup shelves - bottom basket	Yes	Yes
Moveable cutlery basket	Yes	
Wine rack - upper basket		
Time beam - spotlight		
Red beam - spotlight	Yes	
Interior light		
Double fulcrum hinge	Yes	
Dimensions		
Appliance dimensions		
Height (mm)	818	818
Width (mm)	596	596
Depth (mm)	555	555
Aperture dimensions		
Built-in height (mm)	820 - 900	820 - 880
Built-in width (mm)	600	600
Built-in depth (mm)	570	570
Furniture door dimensions		
Door height (mm)	680 - 775	614 - 720
Door width (mm)	596	596
Door weight (min - max)	1.5 - 10	2 - 10
Performance		
Declared Programme	Bio 50 with Prerinse	Bio 50 with Prerinse
Energy efficiency class	A+	A
Energy efficiency index	60.4	67.3
Annual energy consumption (kWh)	279	311
Annual water consumption (litres)	3024	4200
Energy consumption (kWh)	0.99	1.08
Water consumption (litres)	10.8	15
Drying performance	A	A
Maximum noise level (dB(A) re 1pw)	47	53
Cleaning performance	A	A
Programme time (mins)	165	135
Stand-by power (W)	0.1	1.9
Off mode power (W)	0.1	0.1
Left-on mode power (W)	0.1	1.9
Left-on mode duration (mins)	10	
Other		
Voltage	220-240	220-240
Frequency	50	50
Connected load	2.2	2.2
Fuse rating	13	13
Minimum water pressure (1 bar / 15 psi)	Yes	Yes
Inlet hose with 3/4" BSP thread hose connection	Yes	Yes
Water softener	Yes	Yes
Water supply	Cold or Hot	Cold
Salt refill indicator	Yes	Yes
Rinse aid refill indicator	Yes	Yes
Water hardness setting	Yes	Yes
Top and side fixing brackets	Yes	Yes
Worktop steam protection (metallic)	Yes	Yes

INTEGRATED DISHCARE/ OVERVIEWS

Product Name	F55402Vi0P	F55200Vi0
Features		
Capacity (number of IEC place settings)	9	6
Control type	LED with push buttons	LED with push buttons
ExtraSilent		Yes
Number of temperatures	4	3
Number of programmes	5	5
Automatic 45°C - 70°C programme	Yes	Yes
50 min 55°C		
Quickwash 60°C, 30min programme	Yes	
Intensive advanced 70°C programme	Yes	Yes
Glass 45°C programme		
Prerinse programme	Yes	
DryTech system	Yes	
Auto half load	Yes	
Multi-tab option	Yes	
Delay start	Yes	Yes
Time remaining	Yes	Yes
Height adjustable upper basket	Yes	
Foldable plate racks - bottom basket	Yes	
Foldable cup shelves - bottom basket	Yes	
Moveable cutlery basket		
Wine rack - upper basket		
Time beam - spotlight		
Red beam - spotlight	Yes	
Interior light		
Double fulcrum hinge	Yes	
Dimensions		
Appliance dimensions		
Height (mm)	818	447
Width (mm)	446	545
Depth (mm)	550	494
Aperture dimensions		
Built-in height (mm)	820 - 900	450 - 460
Built-in width (mm)	450	550
Built-in depth (mm)	570	510
Furniture door dimensions		
Door height (mm)	644 - 720	460 - 570
Door width (mm)	450	545
Door weight (min - max)	1.5 - 6	4.7 MAX
Performance		
Declared Programme	Bio 50 with prerinse	Eco 55 with Prerinse
Energy efficiency class	A	A
Energy efficiency index	67.2	67.8
Annual energy consumption (kWh)	237	188
Annual water consumption (litres)	2380	2100
Energy consumption (kWh)	0.84	0.64
Water consumption (litres)	8.5	7.5
Drying performance	A	B
Maximum noise level (dB(A) re 1pw)	49	45
Cleaning performance	A	A
Programme time (mins)	161	160
Stand-by power (W)	0.1	1.9
Off mode power (W)	0.1	0.1
Left-on mode power (W)	0.1	1.9
Left-on mode duration (mins)	10	
Other		
Voltage	220-240	240
Frequency	50	50
Connected load	2.2	1.08
Fuse rating	13	13
Minimum water pressure (1 bar / 15 psi)	Yes	Yes
Inlet hose with 3/4" BSP thread hose connection	Yes	Yes
Water softener	Yes	Yes
Water supply	Cold or Hot	Cold or Hot
Salt refill indicator	Yes	Yes
Rinse aid refill indicator	Yes	Yes
Water hardness setting	Yes	Yes
Top and side fixing brackets	Yes	
Worktop steam protection (metallic)	Yes	Yes

FREESTANDING DISHWASHER/ OVERVIEWS

Product Name	F99009W0P/M0P	F88002W0P	F77000W0P/M0P
Main Features			
Capacity (number of IEC place settings)	12	12	12
Control type	LCD with touch buttons	LCD with touch buttons	LCD with push buttons
ExtraSilent	Yes	Yes	Yes
Number of programmes	9	8	7
Number of temperatures	6	5	5
Automatic 45°C - 70°C programme	Yes	Yes	Yes
50 min 55°C	Yes		Yes
Quickwash 60°C, 30min programme	Yes	Yes	Yes
Pro70°C programme	Yes	Yes	Yes
Glass 45°C programme	Yes	Yes	
Rinse and hold programme	Yes	Yes	Yes
DryTech system	Yes	Yes	Yes
Auto half load	Yes	Yes	Yes
Multi-tab option	Yes	Yes	Yes
Delay start	1-24hrs	1-24hrs	1-24hrs
Time remaining	Yes	Yes	Yes
Height adjustable - upper basket	Yes	Yes	Yes
Foldable plate racks - bottom basket	Yes	Yes	Yes
Foldable cup shelves - upper basket	Yes	Yes	Yes
Moveable cutlery basket	Yes	Yes	Yes
Wine rack - upper basket	Yes	Yes	Yes
Interior light	Yes		
Product Dimensions			
Height (mm)	850	850	850
Width (mm)	596	596	596
depth (mm)	625	625	625
Performance			
Declared Programme	Bio 50 with Prerinse	Bio 50 with Prerinse	Bio 50 with Prerinse
Energy efficiency class	A+	A+	A+
Energy efficiency index (%)	60.4	57.8	62.1
Annual energy consumption (kWh)	279	267	287
Annual water consumption (litres)	2744	2744	2744
Energy consumption (kWh)	0.99	0.95	1.02
Water consumption (litres)	9.8	9.8	9.8
Drying performance	A	A	A
Washing noise level (dB(A) re 1pw)	39	44	44
Cleaning performance	A	A	A
Programme time mins	170	165	170
Stand-by power (W)	0.1	0.1	0.1
Off mode power (W)	0.1	0.1	0.1
Left-on mode power (W)	0.1	0.1	0.1
Left-on mode duration (Min)	10	10	10
Auto Off	Yes	Yes	Yes
Other			
Voltage (V)	220-240	220-240	220-240
Frequency (Hz)	50	50	50
Connected load (kW)	2.2	2.2	2.2
Fuse rating (A)	13	13	13
Minimum water pressure 1 bar / 15 psi	Yes	Yes	Yes
Inlet hose with 3/4" BSP thread hose connection	Yes	Yes	Yes
Water softener	Yes	Yes	Yes
Water supply	Cold or Hot	Cold or Hot	Cold or Hot
Salt refill indicator	Yes	Yes	Yes
Rinse aid refill indicator	Yes	Yes	Yes
Water hardness setting	Yes	Yes	Yes

FREESTANDING DISHWASHER/ OVERVIEWS

Product Name	F55020W0P	F45010W0	F88419W0P
Main Features			
Capacity (number of IEC place settings)	12	12	9
Control type	LCD with push buttons	LCD with push buttons	LCD with touch buttons
ExtraSilent			Yes
Number of programmes	5	5	8
Number of temperatures	4	4	6
Automatic 45°C - 70°C programme	Yes	Yes	Yes
50 min 55°C			Yes
Quickwash 60°C, 30min programme	Yes	Yes	Yes
Pro70°C programme	Yes	Yes	Yes
Glass 45°C programme			Yes
Rinse and hold programme	Yes	Yes	Yes
DryTech system	Yes	Yes	Yes
Auto half load	Yes	Yes	Yes
Multi-tab option	Yes	Yes	Yes
Delay start	1-24hrs	1-19hrs	1-24hrs
Time remaining	Yes	Yes	Yes
Height adjustable - upper basket	Yes	Yes	Yes
Foldable plate racks - bottom basket	Yes	Yes	Yes
Foldable cup shelves - upper basket	Yes		Yes
Moveable cutlery basket	Yes		
Wine rack - upper basket			Yes
Interior light			Yes
Product Dimensions			
Height mm	850	850	850
Width mm	596	600	446
depth mm	625	610	620
Performance			
Declared Programme	Bio 50 with Prerinse	Bio 50 with Prerinse	Bio 50 with Prerinse
Energy efficiency class	A+	A	A+
Energy efficiency index (%)	60.4	66.5	62.4
Annual energy consumption (kWh)	279	307	220
Annual water consumption (litres)	3024	3640	2270
Energy consumption (kWh)	0.99	1.08	0.78
Water consumption (litres)	10.8	13	8.1
Drying performance	A	A	A
Washing noise level (dB(A) re 1pw)	49	47	45
Cleaning performance	A	A	A
Programme time (mins)	155	155	177
Stand-by power (W)	0.1	0.99	0.1
Off mode power (W)	0.1	0.1	0.1
Left-on mode power (W)	0.1	0.99	0.1
Left-on mode duration (Min)	10		10
Auto Off	Yes		Yes
Other			
Voltage (V)	220-240	220-240	220-240
Frequency (Hz)	50	50	50
Connected load (kW)	2.2	2.2	2.2
Fuse rating (A)	13	13	13
Minimum water pressure 1 bar / 15 psi	Yes	Yes	Yes
Inlet hose with 3/4" BSP thread hose connection	Yes	Yes	Yes
Water softener	Yes	Yes	Yes
Water supply	Cold or Hot	Cold	Cold or Hot
Salt refill indicator	Yes	Yes	Yes
Rinse aid refill indicator	Yes	Yes	Yes
Water hardness setting	Yes	Yes	Yes

DISHCARE/ OVERVIEWS

Product Name	F99015Vi0P	F88060Vi0P
Features		
Capacity (number of IEC place settings)	12	12
Control type	LCD with push buttons	LED with push buttons
ExtraSilent	Yes	Yes
Number of temperatures	6	5
Number of programmes	9	8
Automatic 45°C - 70°C programme	Yes	Yes
50 min 55°C	Yes	Yes
Quickwash 60°C, 30min programme	Yes	Yes
Intensive advanced 70°C programme	Yes	Yes
Glass 45°C programme	Yes	Yes
Prerinse programme	Yes	Yes
DryTech system	Yes	Yes
Auto half load	Yes	Yes
Multi-tab option	Yes	Yes
Delay start	Yes	Yes
Time remaining	Yes	Yes
Height adjustable upper basket	Yes	Yes
Foldable plate racks - bottom basket	Yes	Yes
Foldable cup shelves - bottom basket	Yes	Yes
Moveable cutlery basket	Yes	Yes
Wine rack - upper basket	Yes	
Time beam - spotlight	Yes	Yes
Red beam - spotlight		
Interior light	Yes	Yes
Double fulcrum hinge	Yes	Yes
Dimensions		
Appliance dimensions		
Height	818	818
Width	596	596
Depth	555	555
Aperture dimensions		
Built-in height	820 - 900	820 - 900
Built-in width	600	600
Built-in depth	570	570
Furniture door dimensions		
Door height	680 - 775	680 - 775
Door width	596	596
Door weight (min - max)	1.5 - 10	1.5 - 10
Performance		
Declared Programme	Bio 50 with Prerinse	Bio 50 with Prerinse
Energy efficiency class	A+	A+
Energy efficiency index	60.4	60.4
Annual energy consumption kWh	279	279
Annual water consumption litres	2744	2744
Energy consumption kWh	0.99	0.99
Water consumption litres	9.8	9.8
Drying performance	A	A
Maximum noise level dB(A) re 1pw	39	41
Cleaning performance	A	A
Programme time mins	170	170
Stand-by power W	0.1	0.1
Off mode power W	0.1	0.1
Left-on mode power W	0.1	0.1
Left-on mode duration Min	10	10
Other		
Voltage	220-240	220-240
Frequency	50	50
Connected load	2.2	2.2
Fuse rating	13	13
Minimum water pressure 1 bar / 15 psi	Yes	Yes
Inlet hose with 3/4" BSP thread hose connection	Yes	Yes
Water softener	Yes	Yes
Water supply	Cold or Hot	Cold or Hot
Salt refill indicator	Yes	Yes
Rinse aid refill indicator	Yes	Yes
Water hardness setting	Yes	Yes
Top and side fixing brackets	Yes	Yes
Worktop steam protection (metallic)	Yes	Yes

DISHCARE/ OVERVIEWS

Product Name	F78400Vi0P	F65000iM0P
Features		
Capacity (number of IEC place settings)	9	12
Control type	LED with push buttons	LED with push buttons
ExtraSilent	Yes	
Number of temperatures	5	4
Number of programmes	8	5
Automatic 45°C - 70°C programme	Yes	Yes
50 min 55°C	Yes	
Quickwash 60°C, 30min programme	Yes	Yes
Intensive advanced 70°C programme	Yes	Yes
Glass 45°C programme	Yes	
Prerinse programme	Yes	Yes
DryTech system	Yes	Yes
Auto half load	Yes	Yes
Multi-tab option	Yes	Yes
Delay start	Yes	Yes
Time remaining	Yes	Yes
Height adjustable upper basket	Yes	Yes
Foldable plate racks - bottom basket	Yes	Yes
Foldable cup shelves - bottom basket	Yes	Yes
Moveable cutlery basket	Yes	Yes
Wine rack - upper basket		
Time beam - spotlight		
Red beam - spotlight	Yes	
Interior light		
Double fulcrum hinge	Yes	Yes
Dimensions		
Appliance dimensions		
Height	818	818
Width	446	596
Depth	550	575
Aperture dimensions		
Built-in height	820 - 880	820 - 900
Built-in width	450	600
Built-in depth	570	570
Furniture door dimensions		
Door height	644 - 714	570 - 655
Door width	450	600
Door weight (min - max)	1.5 - 6	1.5 - 8
Performance		
Declared Programme	Bio 50 with Prerinse	Bio 50 with Prerinse
Energy efficiency class	A+	A+
Energy efficiency index	62.4	62.1
Annual energy consumption kWh	220	287
Annual water consumption litres	2270	3024
Energy consumption kWh	0.78	1.02
Water consumption litres	8.1	10.8
Drying performance	A	A
Maximum noise level dB(A) re 1pw	45	46
Cleaning performance	A	A
Programme time mins	177	155
Stand-by power W	0.1	0.1
Off mode power W	0.1	0.1
Left-on mode power W	0.1	0.1
Left-on mode duration Min	10	10
Other		
Voltage	220-240	220-240
Frequency	50	50
Connected load	2.2	2.2
Fuse rating	13	13
Minimum water pressure 1 bar / 15 psi	Yes	Yes
Inlet hose with 3/4" BSP thread hose connection	Yes	Yes
Water softener	Yes	Yes
Water supply	Cold or Hot	Cold or Hot
Salt refill indicator	Yes	Yes
Rinse aid refill indicator	Yes	Yes
Water hardness setting	Yes	Yes
Top and side fixing brackets	Yes	Yes
Worktop steam protection (metallic)	Yes	Yes

SIDE BY SIDE AND PERFEKTFIT™/ OVERVIEWS

Product Name	S85628SK1	S95800XTM0	S95500XNM0
Control			
LCD touch display	Yes	Yes	Yes
Wine cellar		Yes	
Coolmatic	Yes	Yes	Yes
Shopping mode	Yes	Yes	Yes
Holiday mode	Yes	Yes	Yes
Frostmatic	Yes	Yes	Yes
Door open alarm	Yes	Yes	Yes
High temperature alarm	Yes	Yes	Yes
Fridge Features			
Fridge Gross capacity (litres/cubic feet)	402/14.1	332/11.7	332/11.7
Fridge Net capacity (litres/cubic feet)	382/13.4	330/11.6	330/11.6
Defrost - fridge	Automatic	Automatic	Automatic
Dynamic air technology	Yes	Yes	Yes
Glass shelves (full depth)	3	4	4
Glass shelves (half depth)		2	2
Full width transparent salad drawers with glass lid	Yes	Yes	Yes
Dairy compartment with lid	Yes	Yes	Yes
Full width door shelves	3	4	4
1/2 width sliding shelf	Yes	Yes	Yes
Egg tray		2	2
Interior LED light	Yes	Yes	Yes
Winer Cooler Features			
Wine cellar gross capacity (litres/cubic feet)		164/5.8	
Wine cellar net capacity (litres/cubic feet)		162/5.7	
Defrost - fridge		Automatic	
Multi airflow cooling fan		Yes	
Wooden shelves		4	
Storage drawer		Yes	
Interior LED light		Yes	
Freezer features			
Gross capacity (litres/cubic feet)	218/7.6	91/3.2	220/7.8
Net capacity (litres/cubic feet)	169/5.9	78/2.8	208/7.3
Star rating 2)	4 Star	4 Star	4 Star
Freezing capacity (kg/24 hours)		10	20
Defrost - freezer	Automatic	Automatic	Automatic
Power cut safe hours 3)	4.7	25	21
Freezer drawers	3	4	5
Fold-down compartments			2
Ice packs		2	2
Design			
Main colour	Stainless steel	Stainless steel	Stainless steel
Product Dimensions			
Height (mm)	1780	1855	1855
Width (mm)	905	1100	1100
Depth (mm)	685	575	575
Depth with door open (mm)	1143	1092	1092
Performance			
Annual energy consumption kWh	444	429	426
Energy efficiency class	A+	A+	A+
Energy efficiency index %		43.9	43.9
Climate class	T	N-ST-T	SN-N-ST
Noise dB (A)	40	38	40
Freezing capacity kg/24hr		10	20
Power cut safe rising time hr		25	21
Minimum ambient temperature°C		16	10

Energy efficiency class based on a scale of A+++ (most efficient) to D (least efficient).

Energy consumption is based on standard test results for 24hrs in accordance with EN153. Actual consumption will depend on how the appliance is used and where it is located.

Power cut safe hours = Time for food temperature to rise from -18°C to 9°C with the power off and the door remaining closed.

Climate class = The product is suitable for use in ambient temperatures of: SN = 10-32°C; N = 16-32°C; ST = 18-38°C; T = 18-43°C

FRIDGE FREEZERS/ OVERVIEWS

Product Name	S94400CTX0	S83600CM	S83800CT	S83200CM	S83400CT	S73400CN
Main Features						
On-door LCD touch display	Yes	Yes		Yes		Yes
Shopping mode	Yes	Yes	Yes	Yes	Yes	
Holiday mode	Yes	Yes	Yes	Yes	Yes	
High temperature alarm	Yes	Yes	Yes	Yes	Yes	
Coolmatic	Yes	Yes	Yes	Yes	Yes	
Frostmatic	Yes	Yes	Yes	Yes	Yes	
Minute minder	Yes	Yes	Yes	Yes	Yes	
Door opening	Right	Right	Right & Reversible	Right	Right & Reversible	Right & Reversible
Fridge Features						
Gross capacity (litres/cu.ft)	312/11.01	291/10.27	291/10.27	249/8.79	291/10.27	249/8.79
Net capacity (litres/cu.ft)	305/10.77	280/9.88	285/10.0	239/8.44	285/10.0	245/8.65
Defrost fridge	Automatic	Automatic	Automatic	Automatic	Automatic	Automatic
Glass shelves	3	3	3	2	2	3
Dynamic air technology/multi-airflow cooling	-/Yes	-/Yes	Yes/-	-/Yes	Yes/-	
Fresh box with quick chill		Yes	Yes	Yes	Yes	
Large telescopic pull out salad drawer	Yes	Yes	Yes	Yes	Yes	
Dairy compartment with lid	Yes	Yes	Yes	Yes	Yes	Yes
No. of full width door shelves	2	3	3	2	2	2
Internal fridge light/soft rise LED lighting	Yes/-	-/Yes	-/Yes	-/Yes	-/Yes	Yes/-
Wine rack (holds 5 bottles)	Yes	Yes	Yes	Yes	Yes	Yes
Egg tray	1	1	1	1	1	Yes
Air purifier	Yes	Yes		Yes		
Freezer features						
Gross capacity (litres/cu.ft)	128/4.52	91/3.21	91/3.21	91/3.21	91/3.21	91/3.21
Net capacity (litres/cu.ft)	102/3.60	78/2.75	76/2.66	78/2.75	76/2.66	76/2.66
Defrost freezer	Automatic	Automatic	Automatic	Automatic	Automatic	Automatic
No. of full width drawers	1	2	2	2	2	2
No. of 1/2 depth drawers	1	1	1	1	1	1
Telescopic freezer drawers	Yes					
Twist & serve ice maker	Yes					
Design						
Stainless steel	S94400CTX0	S83600CMM0		S83200CMM0	S83400CTM0	S73400CNS0
White		S83600CMW0	S83800CTW0	S83200CMW0	S83400CTW0	S73400CNW0
Product Dimensions						
Height (mm)	1950	2025	2010	1865	1850	1850
Width (mm)	695	595	595	595	595	595
Depth (inc. handle) (mm)	696	648	648	648	648	648
Performance						
Annual energy consumption (kWh)	365	331	247	316	235	313
Energy efficiency class	A+	A+	A++	A+	A++	A+
Energy efficiency index (%)	43.8	44	32.9	43.9	32.9	43.8
Climate class	SN-N-ST-T	SN-N-ST-T	SN-N-ST-T	SN-N-ST-T	SN-N-ST-T	SN-N-ST-T
Noise dB (A)	44	44	42	43	42	43
Freezing capacity (kg/24hr)	14	10	10	4	10	4
Power cut safe rising time (hr)	20	18	18	18	18	18
Minimum ambient temperature°C	10	10	10	10	10	10

Energy efficiency class based on a scale of A+++ (most efficient) to D (least efficient). Energy consumption is based on standard test results for 24hrs in accordance with EN153. Actual consumption will depend on how the appliance is used and where it is located. Power cut safe hours = Time for food temperature to rise from -18°C to 9°C with the power off and the door remaining closed. Climate class = The product is suitable for use in ambient temperatures of: SN = 10-32°C; N = 16-32°C; ST = 18-38°C; T = 18-43°C

FRIDGE FREEZERS/ OVERVIEWS

Product Name	S53600CS	S74100DTX0
Main Features		
Mechanical temperature control	Yes	
Electronic temperature control		Yes
Frostmatic		Yes
Door opening	Right & Reversible	Right & Reversible
Fridge Features		
Gross capacity (litres/cu.ft)	249/8.79	335/11.82
Net capacity (litres/cu.ft)	245/8.65	323/11.40
Defrost fridge	Manual	Automatic
Glass shelves	3	3
Dynamic air technology/multi-airflow cooling		Yes/-
Large telescopic pull out salad drawer		Yes
2 extra deep 1/2 width salad drawers	Yes	
Dairy compartment with lid	Yes	Yes
No. of full width door shelves	2	2
1/2 width sliding door shelf		Yes
Internal fridge light	Yes	Yes
Wine rack (holds 5 bottles)	Yes	Yes
Egg tray	1	2
Freezer features		
Gross capacity (litres/cu.ft)	110/3.88	78/2.75
Net capacity (litres/cu.ft)	92/3.25	78/2.75
Defrost freezer	Automatic	Automatic
No. of full width drawers		
No. of 1/2 depth drawers	1	
Glass freezer shelf		Yes
Twist & serve ice maker		Yes
Design		
Stainless steel	S53600CSS0	S74100DTX0
White	S53600CSW0	
Product Dimensions		
Height (mm)	1850	1800
Width (mm)	595	695
Depth (inc. handle) (mm)	648	696
Performance		
Annual energy consumption (kWh)	236	347
Energy efficiency class	A++	A+
Energy efficiency index (%)	33	43.8
Climate class	N-ST-T	SN-N-ST-T
Noise dB (A)	39	42
Freezing capacity (kg/24hr)	4	4
Power cut safe rising time (hr)	20	20
Minimum ambient temperature°C	16	10

Energy efficiency class based on a scale of A+++ (most efficient) to D (least efficient).

Energy consumption is based on standard test results for 24hrs in accordance with EN153. Actual consumption will depend on how the appliance is used and where it is located.

Power cut safe hours = Time for food temperature to rise from -18°C to 9°C with the power off and the door remaining closed.

Climate class = The product is suitable for use in ambient temperatures of: SN = 10-32°C; N = 16-32°C; ST = 18-38°C; T = 18-43°C

CABINET REFRIGERATION/ OVERVIEWS

Product Name	A92860GNX0	S73800KM	A72900GN
Main Features			
LCD touch display			
Behind door LCD touch display	Yes	Yes	Yes
Door open alarm	Yes	Yes	Yes
High temperature alarm	Yes	Yes	Yes
Holiday mode		Yes	
Coolmatic		Yes	
Frostmatic	Yes		Yes
Minute minder	Yes	Yes	Yes
Gross capacity (litres/cu.ft)	279/9.85	375/12.67	290/10.23
Net capacity (litres/cu.ft)	252/8.90	359/12.67	251/8.86
Defrost fridge / freezer	Automatic	Automatic	Automatic
Multi-airflow cooling		Yes	
Glass shelves		4	
Large telescopic salad drawer		2	
Dairy compartment with lid		1	
Wine rack		Yes	
No. of door shelves		3	
LED lighting	Yes	Yes	Yes
Egg tray		1	
Air purifier		Yes	
No. of compartments (drawers/flaps)	7/1		5/2
Automatic, plumbed in ice maker	Yes		
Door opening	Left	Right & Reversible	Left & Reversible
Quick door opening pedal	Yes	Yes	Yes
Design			
Stainless steel	A92860GNX0	S73800KMX0	A72900GNX0
White		S73800KMW0	A72900GNW0
Stainless steel matching Fridge or Freezer		A72900GNX0	S73800KMX0
White matching Fridge or Freezer	S73800KMX0	A72900GNW0	S73800KMW0
Product Dimensions			
Height (mm)	1810	1800	1800
Width (mm)	595	595	595
Depth (mm)	650	623	623
Performance			
Annual energy consumption (kWh)	383	151	319
Energy efficiency class	A	A+	A+
Energy efficiency index (%)	54.7	43.6	43.5
Climate class	SN-N-ST	SN-N-ST-T	SN-N-ST-T
Noise dB (A)	41	40	41
Freezing capacity (kg/24hr)	15		20
Power cut safe rising time (hr)	10		12
Minimum ambient temperature°C	5	10	10

Energy efficiency class based on a scale of A+++ (most efficient) to D (least efficient).

Energy consumption is based on standard test results for 24hrs in accordance with EN153. Actual consumption will depend on how the appliance is used and where it is located.

Power cut safe hours = Time for food temperature to rise from -18°C to 9°C with the power off and the door remaining closed.

Climate class = The product is suitable for use in ambient temperatures of: SN = 10-32°C; N = 16-32°C; ST = 18-38°C; T = 18-43°C

CABINET REFRIGERATION/ OVERVIEWS

Product Name	S62900KSW0	A62000GNW0
Main Features		
LCD touch display	Yes	Yes
Behind door LCD touch display		Yes
Door open alarm	Yes	
High temperature alarm		Yes
Holiday mode	Yes	Yes
Coolmatic	Yes	Yes
Frostmatic		
Minute minder	Yes	Yes
Gross capacity (litres/cu.ft)	294/10.38	375/12.67
Net capacity (litres/cu.ft)	291/10.27	359/12.67
Defrost fridge / freezer	Automatic	Automatic
Multi-airflow cooling		
Glass shelves	5	
Large telescopic salad drawer	1	
Dairy compartment with lid	1	
Wine rack		
No. of door shelves	3	
Internal light/LED lighting	Yes/-	
Egg tray	1	
Air purifier		
No. of compartments (drawers/flaps)		5/1
Automatic, plumbed in ice maker		
Door opening	Right & Reversible	Right & Reversible
Quick door opening pedal	Yes	Yes
Design		
Stainless steel	S62900KSW0	
White		A62000GNW0
Stainless steel matching Fridge or Freezer		S62900KSW0
White matching Fridge or Freezer	A62000GNW0	
Product Dimensions		
Height (mm)	1600	1600
Width (mm)	600	600
Depth (mm)	630	630
Performance		
Annual energy consumption (kWh)	107	269
Energy efficiency class	A++	A+
Energy efficiency index (%)	32.9	43.8
Climate class	SN-N-ST-T	SN-N-ST-T
Noise dB (A)	36	41
Freezing capacity (kg/24hr)		20
Power cut safe rising time (hr)		21
Minimum ambient temperature°C	10	10

Energy efficiency class based on a scale of A+++ (most efficient) to D (least efficient).

Energy consumption is based on standard test results for 24hrs in accordance with EN153. Actual consumption will depend on how the appliance is used and where it is located.

Power cut safe hours = Time for food temperature to rise from -18°C to 9°C with the power off and the door remaining closed.

Climate class = The product is suitable for use in ambient temperatures of: SN = 10-32°C; N = 16-32°C; ST = 18-38°C; T = 18-43°C

UNDERCOUNTER REFRIGERATION AND WINE/ OVERVIEWS

Product Name	S71700TS	A81000TN
Main Features		
Mechanical temperature control	Yes	
Electronic temperature control		Yes
High temperature alarm		Yes
Frostmatic		Yes
Gross capacity (litres/cu.ft)	155/5.47	100/3.53
Net capacity (litres/cu.ft)	152/5.37	80/2.82
Defrost fridge / freezer	Automatic	Automatic
Glass shelves	2	
Full width salad drawer	1	
Dairy compartment with lid	1	
No. of door shelves	2	
Egg tray	2	
Fridge light	Yes	
No. of full width drawers		3
No. of half depth drawers		1
Door opening	Right & Reversible	Right & Reversible
Design		
Stainless steel	S71700TSX0	A81000TNX0
White	S71700TSW0	A81000TNW0
Stainless steel matching Fridge or Freezer	A81000TNX0	S71700TSX0
White matching Fridge or Freezer	A81000TNW0	S71700TSW0
Product Dimensions		
Height (mm)	850	850
Width (mm)	595	595
Depth (inc. handle) (mm)	635	635
Performance		
Annual energy consumption (kWh)	94	197
Energy efficiency class	A++	A+
Energy efficiency index (%)	32.7	43.9
Climate class	SN-N-ST-T	SN-N-ST-T
Noise dB (A)	38	42
Freezing capacity (kg/24hr)		9
Power cut safe rising time (hr)		13
Minimum ambient temperature°C	10	10

Energy efficiency class based on a scale of A+++ (most efficient) to D (least efficient).

Energy consumption is based on standard test results for 24hrs in accordance with EN153. Actual consumption will depend on how the appliance is used and where it is located.

Power cut safe hours = Time for food temperature to rise from -18°C to 9°C with the power off and the door remaining closed.

Climate class = The product is suitable for use in ambient temperatures of: SN = 10-32°C; N = 16-32°C; ST = 18-38°C; T = 18-43°C

Product Name	SWS98820L0	SWS98820G0
Control		
Dual zone electronic temperature controls	Yes	Yes
Coolmatic	Yes	Yes
Door open warning alarm	Yes	Yes
Fridge Features		
Gross capacity fridge (litres/cubic feet)	169/6.0	169/6.0
Net capacity fridge (litres/cubic feet)	149/5.3	149/5.3
Defrost - fridge	Automatic	Automatic
MultiAirflow	Yes	Yes
Glass shelves (full depth)	6 (stainless steel)	6 (stainless steel)
Soft rise LED lighting	Yes	Yes
Dimensions		
Height (mm)	873	873
Width (mm)	548	548
Depth (mm)	545	545
Net weight (kg)	39	39
Built-in dimensions		
Built-in height (mm)	880	880
Built-in width (mm)	560	560
Built-in depth (mm)	550	550
Door fixing	Left hinged	Right Hinged
Performance		
Annual energy consumption kWh	145	145
Energy efficiency class	A	A
Energy efficiency index %	51.84	51.84
Climate class	SN-N-ST	SN-N-ST
Noise dB (A)	39	39
Freezing capacity kg/24hr		
Power cut safe rising time hr		
Minimum ambient temperature°C	10	10
Other		
Reversible door opening	Left hinged	Right hinged

Energy efficiency class based on a scale of A+++ (most efficient) to D (least efficient).

Energy consumption is based on standard test results for 24hrs in accordance with EN153. Actual consumption will depend on how the appliance is used and where it is located.

Power cut safe hours = Time for food temperature to rise from -18°C to 9°C with the power off and the door remaining closed.

Climate class = The product is suitable for use in ambient temperatures of: SN = 10-32°C; N = 16-32°C; ST = 18-38°C; T = 18-43°C

LONGFRESH/ OVERVIEWS

Product Name	SKZ71800F0	SCZ71800F0
Control		
LCD touch display	Yes	Yes
Minute minder	Yes	Yes
Display child lock	Yes	Yes
Coolmatic	Yes	Yes
Frostmatic	Yes	Yes
High temperature warning alarm		Yes
Door open warning alarm	Yes	Yes
Fridge Features		
Gross capacity fridge (litres/cubic feet)	224/7.9	139/4.9
Net capacity fridge (litres/cubic feet)	216/7.6	133/4.7
Gross capacity longfresh chill zone (litres/cubic feet)	78/2.8	73/2.6
Net capacity longfresh chill zone (litres/cubic feet)	78/2.8	73/2.6
Defrost - fridge	Automatic	Automatic
Multi-airflow cooling	Yes	Yes
Telescopic longfresh chill drawers	2	2
Telescopic Meat/Fish drawer	Yes	
Glass shelves (full depth)	3	2
Glass shelves (half depth)	2	2
Humidity control (for chill zones)	Yes	Yes
Dairy compartment with lid	Yes	Yes
Full width door shelves	3	2
1/2 width sliding shelf	Yes	
Air purifier	Yes	Yes
Egg tray	2	2
Soft rise LED lighting	Yes	Yes
Freezer features		
Gross capacity freezer (litres/cubic feet)		58/2.0
Net capacity freezer (litres/cubic feet)		47/1.7
Defrost - freezer		Manual
Freezer compartments (drawers/flaps)		2
Ice packs		2
Dimensions		
Height (mm)	1773	1764
Width(mm)	540	556
Depth (mm)	542	542
Net weight (kg)	61.5	71
Built-in dimensions		
Built-in height (mm)	1780	1780
Built-in width (mm)	560	560
Built-in depth (mm)	550	550
Door fixing	Door on Door	Door on Door
Performance		
Annual energy consumption kWh	172	294
Energy efficiency class	A+	A+
Energy efficiency index %	43.9	43.9
Climate class	SN-N-ST	SN-N-ST
Noise dB (A)	38	40
Freezing capacity kg/24hr		8
Power cut safe rising time hr		24
Minimum ambient temperature°C	10	10
Other		
Reversible door opening	Yes	Yes
Matching Freezer	AGN71800F0	

Energy efficiency class based on a scale of A+++ (most efficient) to D (least efficient).

Energy consumption is based on standard test results for 24hrs in accordance with EN153. Actual consumption will depend on how the appliance is used and where it is located.

Power cut safe hours = Time for food temperature to rise from -18°C to 9°C with the power off and the door remaining closed.

Climate class = The product is suitable for use in ambient temperatures of: SN = 10-32°C; N = 16-32°C; ST = 18-38°C; T = 18-43°C

FRIDGES AND FREEZERS/ OVERVIEWS

Product Name	SCN71800S0	SCT71900S0	SCT51800S0
Control			
LCD touch display	Yes		
Electronic temperature control		Yes	Yes
Minute minder	Yes		
Display child lock	Yes	Yes	
Holiday setting	Yes	Yes	
Coolmatic	Yes	Yes	
Frostmatic	Yes	Yes	Yes
High temperature warning alarm	Yes	Yes	
Door open alarm	Yes		
Fridge Features			
Gross capacity fridge (litres/cubic feet)	164/5.8	230/8.1	214/7.6
Net capacity fridge (litres/cubic feet)	162/5.7	228/8	210/7.4
Defrost - fridge	Automatic	Automatic	Automatic
Dynamic air technology / multi airflow cooling fan	No / Yes	Yes / No	Yes / No
Glass shelves (full depth)	2	3	4
Glass shelves (half depth)	2	2	
2 half width salad drawers with full width glass cover	Yes		Yes
Full width transparent salad drawers with glass lid		Yes	
Dairy compartment with lid	Yes	Yes	Yes
Full width door shelves	2	2	3
1/2 width sliding shelf	Yes	Yes	Yes
Egg tray	2	2	2
Fridge light / soft rise LED lighting	No / Yes	No / Yes	Yes / No
Freezer features			
Gross capacity freezer (litres/cubic feet)	91/3.2	75/2.6	68/2.4
Net capacity freezer (litres/cubic feet)	78/2.8	64/2.3	58/2.00
Defrost - freezer	Automatic	Automatic	Automatic
Freezer compartments (drawers)	4	3	3
Ice packs (accumulators)	2	2	2
Dimensions			
Height (mm)	1772	1842	1772
Width (mm)	540	540	540
Depth (mm)	547	552	547
Net weight (kg)	59.5	57.5	57.5
Built-in dimensions			
Built-in height (mm)	1780	1850	1780
Built-in width (mm)	560	560	560
Built-in depth (mm)	550	550	550
Door fixing	Sliding hinge	Sliding Hinge	Sliding hinge
Performance			
Annual energy consumption kWh	311	326	309
Energy efficiency class	A+	A+	A+
Energy efficiency index %	43.8	43.9	43.8
Climate class	SN-N-ST-T	SN-N-ST-T	SN-N-ST-T
Noise dB (A)	38	39	40
Freezing capacity kg/24hr	10	8	4
Power cut safe rising time hr	25	21	21
Minimum ambient temperature°C	10	10	10
Other			
Reversible door opening	Yes	Yes	Yes
Fridge Freezer Split	50 : 50	60 : 40	70 : 30

Energy efficiency class based on a scale of A+++ (most efficient) to D (least efficient).

Energy consumption is based on standard test results for 24hrs in accordance with EN153. Actual consumption will depend on how the appliance is used and where it is located.

Power cut safe hours = Time for food temperature to rise from -18°C to 9°C with the power off and the door remaining closed.

Climate class = The product is suitable for use in ambient temperatures of: SN = 10-32°C; N = 16-32°C; ST = 18-38°C; T = 18-43°C

FRIDGES AND FREEZERS/ OVERVIEWS

Product Name	SCS71800F0	SCS51800F0	SCS51810S0
Control			
LCD touch display	Yes		
Electronic temperature control			
Adjustable thermostat coin/knob		Yes	Yes
Minute minder	Yes		
Display child lock	Yes		
Holiday setting	Yes		
Coolmatic	Yes		
Frostmatic	Yes	Yes	
High temperature warning alarm	Yes		
Door open alarm	Yes		
Fridge Features			
Gross capacity fridge (litres/cubic feet)	209/7.4	209/7.4	173/6.1
Net capacity fridge (litres/cubic feet)	205/7.2	205/7.2	170/3.9
Defrost - fridge	Automatic	Automatic	Automatic
Dynamic air technology / multi airflow cooling fan			
Glass shelves (full depth)	3	4	3
Glass shelves (half depth)	2		
2 half width salad drawers with full width glass cover	Yes	Yes	Yes
Full width transparent salad drawers with glass lid			
Dairy compartment with lid	Yes	Yes	Yes
Full width door shelves	3	3	2
1/2 width sliding shelf	Yes	Yes	Yes
Egg tray	2	2	2
Fridge light / soft rise LED lighting	No / Yes	Yes / No	Yes / No
Freezer features			
Gross capacity freezer (litres/cubic feet)	76/2.7	76/2.7	110/3.9
Net capacity freezer (litres/cubic feet)	70/2.5	70/2.5	92/3.2
Defrost - freezer	Manual	Manual	Manual
Freezer compartments (drawers)	3	3	4
Ice packs (accumulators)	2		2
Dimensions			
Height (mm)	1764	1764	1772
Width (mm)	556	556	540
Depth (mm)	542	542	547
Net weight (kg)	60	62	57.5
Built-in dimensions			
Built-in height (mm)	1780	1780	1780
Built-in width (mm)	560	560	560
Built-in depth (mm)	550	550	550
Door fixing	Door on Door	Door on Door	Sliding hinge
Performance			
Annual energy consumption kWh	307	307	298
Energy efficiency class	A+	A+	A+
Energy efficiency index %	43.8	43.8	43.8
Climate class	SN-N-ST-T	SN-N-ST-T	SN-N-ST
Noise dB (A)	35	36	36
Freezing capacity kg/24hr	13	4	10
Power cut safe rising time hr	24	20	24
Minimum ambient temperature°C	10	10	10
Other			
Reversible door opening	Yes	Yes	Yes
Fridge Freezer Split	70 : 30	70 : 30	50 : 50

Energy efficiency class based on a scale of A+++ (most efficient) to D (least efficient).

Energy consumption is based on standard test results for 24hrs in accordance with EN153. Actual consumption will depend on how the appliance is used and where it is located.

Power cut safe hours = Time for food temperature to rise from -18°C to 9°C with the power off and the door remaining closed.

Climate class = The product is suitable for use in ambient temperatures of: SN = 10-32°C; N = 16-32°C; ST = 18-38°C; T = 18-43°C

FRIDGES AND FREEZERS/ OVERVIEWS

Product Name	SKS58200F0	SKS58240F0	AGN58200F0	AGS58200F0
Control				
Adjustable thermostat coin/knob	Yes	Yes	Yes	Yes
Fridge Freezers				
Gross capacity fridge (litres/cubic feet)	140/4.9	105/3.7		
Net capacity fridge (litres/cubic feet)	136/4.8	100/3.5		
Defrost - fridge	Automatic	Automatic		
Glass shelves (full depth)	3	2		
Full width transparent salad drawers with 2 half width hinged glass lids	Yes	Yes		
Dairy compartment with lid	Yes	Yes		
Full width door shelves	1	1		
1/2 width sliding shelf	1	1		
Egg tray	Yes	Yes		
Fridge light	Yes	Yes		
Freezer features				
Gross capacity freezer (litres/cubic feet)		17/0.6	90/3.1	108/3.8
Net capacity freezer (litres/cubic feet)		17/0.6	87/3.1	98/3.4
Defrost - freezer		Manual	Automatic	Manual
Frostmatic			Yes	Yes
Freezer compartments (drawers/flaps)		1	3	3
Ice packs			2	2
High temperature warning alarm			Yes	Yes
Door open warning alarm			Yes	Yes
Dimensions				
Height (mm)	815	815	815	815
Width (mm)	596	596	596	596
Depth (mm)	550	550	550	550
Net weight (kg)	33	35	36	35
Built-in dimensions				
Built-in height (mm)	820	820	820	820
Built-in width (mm)	600	600	600	600
Built-in depth (mm)	550	550	550	550
Door fixing	Door on Door	Door on Door	Door on Door	Door on Door
Performance				
Annual energy consumption kWh	124	184	252	198
Energy efficiency class	A+	A+	A	A+
Energy efficiency index %	43.8	43.9	54.8	43.9
Climate class	SN-N-ST-T	SN-N-ST	SN-N-ST-T	SN-N-ST-T
Noise dB (A)	36	38	41	38
Freezing capacity kg/24hr		2.5	12	18
Power cut safe rising time hr		13	13	29
Minimum ambient temperature°C	10	10	10	10
Other				
Reversible door opening	Yes	Yes	Yes	Yes
Adjustable feet	Yes	Yes	Yes	Yes
Matching fridge/freezer	AGS58200F0 / AGN58200F0		SKS58200F0	SKS58200F0

Energy efficiency class based on a scale of A+++ (most efficient) to D (least efficient).

Energy consumption is based on standard test results for 24hrs in accordance with EN153. Actual consumption will depend on how the appliance is used and where it is located.

Power cut safe hours = Time for food temperature to rise from -18°C to 9°C with the power off and the door remaining closed.

Climate class = The product is suitable for use in ambient temperatures of: SN = 10-32°C; N = 16-32°C; ST = 18-38°C; T = 18-43°C

FRIDGES AND FREEZERS/ OVERVIEWS

Product Name	SKS78840F0	SKS78800F0	AGS78800F0
Control			
LCD touch display	Yes	Yes	Yes
Holiday setting		Yes	
Minute minder	Yes	Yes	Yes
Display child lock	Yes	Yes	Yes
Coolmatic	Yes	Yes	
Frostmatic	Yes		Yes
High temperature warning alarm			Yes
Door open warning alarm	Yes	Yes	Yes
Fridge Features			
Gross capacity fridge (litres/cubic feet)	122/4.3	156/5.5	
Net capacity fridge (litres/cubic feet)	117/4.1	155/5.5	
Defrost - fridge	Automatic	Automatic	
Glass shelves (full depth)	1	2	
Glass shelves (half depth)	2	2	
2 half width salad drawers with full width glass cover	Yes	Yes	
Dairy compartment with lid	Yes	Yes	
Full width door shelves	2	2	
1/2 width sliding door shelf	Yes	Yes	
Egg tray	2	2	
Soft rise LED lighting	Yes	Yes	
Freezer features			
Gross capacity freezer (litres/cubic feet)	17/0.6		110/3.9
Net capacity freezer (litres/cubic feet)	17/0.6		94/3.3
Defrost - freezer	Manual		Manual
Freezer compartments (drawers/flaps)	1		4
Dimensions			
Height (mm)	873	873	873
Width (mm)	540	540	540
Depth (mm)	549	549	547
Net weight (kg)	34	35	34
Built-in dimensions			
Built-in height (mm)	880	880	880
Built-in width (mm)	560	560	560
Built-in depth (mm)	550	550	550
Door fixing	Door on Door	Door on Door	Door on Door
Performance			
Annual energy consumption kWh	202	130	207
Energy efficiency class	A+	A+	A+
Energy efficiency index %	43.8	43.8	43.9
Climate class	SN-N-ST	SN-N-ST-T	SN-N-ST-T
Noise dB (A)	36	33	35
Freezing capacity kg/24hr	2		16
Power cut safe rising time hr	12		20
Minimum ambient temperature°C	10	10	10
Other			
Reversible door opening	Yes	Yes	Yes
Matching fridge/freezer		AGS78800F0	SKS78800F0

Energy efficiency class based on a scale of A+++ (most efficient) to D (least efficient).

Energy consumption is based on standard test results for 24hrs in accordance with EN153. Actual consumption will depend on how the appliance is used and where it is located.

Power cut safe hours = Time for food temperature to rise from -18°C to 9°C with the power off and the door remaining closed.

Climate class = The product is suitable for use in ambient temperatures of: SN = 10-32°C; N = 16-32°C; ST = 18-38°C; T = 18-43°C

FRIDGES AND FREEZERS/ OVERVIEWS

Product Name	SKS71200F0	AGN71200F0	SKD71800F0	AGN71800F0	SKS71840S0
Control					
LCD touch display	Yes	Yes	Yes	Yes	
Adjustable thermostat coin/knob					Yes
Holiday setting	Yes		Yes		
Minute minder	Yes	Yes	Yes	Yes	
Display child lock	Yes	Yes	Yes	Yes	
Coolmatic	Yes		Yes		
Frostmatic		Yes		Yes	
High temperature warning alarm		Yes		Yes	
Door open warning alarm	Yes	Yes	Yes	Yes	
Fridge Features					
Gross capacity fridge (litres/cubic feet)	225/7.9		332/11.72		277/9.8
Net capacity fridge (litres/cubic feet)	222/7.8		330/11.65		267/9.4
Defrost - fridge	Automatic		Automatic		Automatic
Dynamic air technology			Yes		
Glass shelves (full depth)	3		4		3
Glass shelves (half depth)	2		2		2
Deep salad drawer on telescopic runners			Yes		Yes
2 half width salad drawers with full width glass cover	Yes				
Dairy compartment with lid	Yes		Yes		Yes
Full width door shelves	3		4		4
1/2 width sliding door shelf	Yes		Yes		Yes
Egg tray	2		2		2
Fridge light / soft rise LED lighting	Yes		No / No		No / Yes
Freezer features					
Gross capacity freezer (litres/cubic feet)		135/4.8		220/7.8	35/1.2
Net capacity freezer (litres/cubic feet)		122/4.3		208/7.3	35/1.2
Defrost - freezer		Automatic		Automatic	Manual
Freezer compartments (drawers/flaps)		4 / 1		5 / 2	1
Ice packs		2		2	
Dimensions					
Height (mm)	1219	1213	1773	1773	1772
Width (mm)	556	540	540	540	540
Depth (mm)	550	547	542	542	547
Net weight (kg)	44	43	60.5	61	61.5
Built-in dimensions					
Built-in height (mm)	1225	1225	1780	1780	1780
Built-in width (mm)	560	560	560	560	560
Built-in depth (mm)	550	550	550	550	550
Door fixing	Door on Door	Door on Door	Door on Door	Door on Door	Sliding Hinge
Performance					
Annual energy consumption kWh	140	245	152	321	301
Energy efficiency class	A+	A+	A+	A+	A+
Energy efficiency index %	43.8	43.8	43.9	43.9	43.9
Climate class	SN-N-ST-T	SN-N-ST-T	SN-N-ST	SN-N-ST-T	SN-N-ST-T
Noise dB (A)	33	40	34	40	36
Freezing capacity kg/24hr		20		20	3
Power cut safe rising time hr		24		21	20
Minimum ambient temperature°C	10	10	10	10	10
Other					
Reversible door opening	Yes	Yes	Yes	Yes	Yes
Matching fridge/freezer	AGN71200F0	SKS71200F0	AGN71800F0	SKD71800F0 / LongFresh SKZ71800F0	

Energy efficiency class based on a scale of A+++ (most efficient) to D (least efficient).

Energy consumption is based on standard test results for 24hrs in accordance with EN153. Actual consumption will depend on how the appliance is used and where it is located.

Power cut safe hours = Time for food temperature to rise from -18°C to 9°C with the power off and the door remaining closed.

Climate class = The product is suitable for use in ambient temperatures of: SN = 10-32°C; N = 16-32°C; ST = 18-38°C; T = 18-43°C

INTEGRATED WASHING MACHINES/ OVERVIEWS

Product Name	L63742Vi	L62642Vi
Features		
Display	Small LCD display	Small LCD display
Wash load (kg)	6	6
Spin speed (rpm)	1400	1200
Cottons	Yes	Yes
Cotton economy	Yes	Yes
Synthetics	Yes	Yes
Delicates	Yes	Yes
Wool plus	Yes	Yes
Easy iron	Yes	Yes
Delicate rinses	Yes	Yes
Drain	Yes	Yes
Prewash option	Yes	Yes
Extra rinse option	Yes	Yes
Delay start option	Yes	Yes
Stain option	Yes	Yes
Super quick option	Yes	Yes
Quick option	Yes	Yes
Sensitive option	Yes	Yes
Door opening	Yes	Yes
Aqua control and alarm	Yes	Yes
Child lock	Yes	Yes
Dimensions		
Appliance dimensions		
Height (mm)	820	820
Width (mm)	596	600
Depth (mm)	545	555
Aperture dimensions		
Built-in height (mm)	825-870	825-870
Built-in width (mm)	600	600
Built-in depth (mm)	600	600
Electrical and water connection		
Water fill	Cold	Cold
Fuse rating (A)	13	13
Connected load (W)	2050	2050
Performance		
Energy efficiency class	A-10%	A-10%
Spin drying efficiency label	B	B
Annual energy consumption (kWh)	204	204
Annual water consumption (litres)	8400	9000
Maximum spin speed (rpm)	1400	1200
Washing noise level (dB(A) re 1pw)	57	53
Spin noise level (dB(A) re 1pw)	73	70
Residual humidity (%)	52	53
Stand-by power (W)	1.9	1.9
Off mode power (W)	0.1	0.1
Washing performance	A	A
Performance, programme 60°C		
Load (kg)	6	6
Energy (kWh)	1.01	1.03
Water (litres)	42	45
Programme duration (min)	154	159

INTEGRATED WASHER DRYERS/ OVERVIEWS

Product Name	L12843ViT	L11842ViT	L11840ViT
Features			
Display	Small LCD display	Small LCD display	Small LCD display
Wash load (kg)	6	6	6
Dry load (kg)	4	4	4
Spin speed (rpm)	1400	1200	1200
Cottons	Yes	Yes	Yes
Cotton economy	Yes	Yes	Yes
Cotton and prewash	Yes	Yes	Yes
Synthetics	Yes	Yes	Yes
Delicates	Yes	Yes	Yes
Wool plus	Yes	Yes	Yes
Easy iron	Yes	Yes	Yes
Refresh	Yes	Yes	Yes
Delicate rinses	Yes	Yes	Yes
Drain	Yes	Yes	Yes
Spin speed	1400	1200	1200
Cotton drying	Yes	Yes	Yes
Synthetics drying	Yes	Yes	Yes
Drying time option	Yes	Yes	Yes
Extra rinse option	Yes	Yes	Yes
Delay start option	Yes	Yes	Yes
Stain option	Yes	Yes	Yes
Super quick option	Yes	Yes	Yes
Quick option	Yes	Yes	Yes
Sensitive option	Yes	Yes	Yes
Door opening	Yes	Yes	Yes
Aqua control and alarm	Yes	Yes	Yes
Child lock	Yes	Yes	Yes
Dimensions			
Appliance dimensions			
Height (mm)	820	820	820
Width (mm)	596	596	596
Depth (mm)	544	544	544
Aperture dimensions			
Built-in height (mm)	825-870	825-870	825-870
Built-in width (mm)	600	600	600
Built-in depth (mm)	600	600	600
Electrical and water connection			
Water fill	cold	cold	cold
Fuse rating (A)	13	13	13
Connected load (W)	2050	2050	2050
Performance			
Energy efficiency class	B	C	C
Energy consumption wash + dry (kWh)	4.85	5.58	5.58
Energy consumption washing (kWh)	1.02	1.02	1.02
Washing performance	A	A	A
Water consumption washing + drying (litres)	84	88	88
Max spin speed (rpm)	1400	1200	1200
Residual humidity (%)	49	53	53
Stand-by power (W)	1.9	1.9	1.9
Off mode power (W)	0.1	0.1	0.1
Washing noise (dB(A) re 1pw)	57	57	57
Spinning noise (dB(A) re 1pw)	78	73	73
Drying noise (dB(A) re 1pw)	62	62	62
Washing Only			
Annual energy consumption (kWh)	204	204	204
Annual water consumption (litres)	8400	8400	8400
Washing & Drying			
Annual energy consumption (kWh)	970	1116	1116
Annual water consumption (litres)	16800	17600	17600
Performance, programme 60°C			
Load (kg)	6	6	6
Energy (kWh)	1.02	1.02	1.02
Water (litres)	42	42	42
Programme duration (min)	145	145	145

FREESTANDING WASHING MACHINES/ OVERVIEWS

Product Name	L98699FL	L87480FL	L87680FL
Main Features			
Display	LogiControl™ touch display	LogiControl™ touch display	LogiControl™ touch display
Weight sensor with detergent recommendation	Yes		
Advanced washing technology	Yes	Yes	Yes
OptiSense wash system	Yes	Yes	Yes
ProTex drum	Yes	Yes	Yes
Drum light	Yes		
Large porthole	Yes	Yes	Yes
Wide door opening	Yes	Yes	Yes
Adjustable steam level	Yes		
Steam refresh	Yes	Yes	Yes
Steam de-creasing	Yes	Yes	Yes
Stains option	Yes	Yes	Yes
Extra rinse option	Yes	Yes	Yes
Time save option	Yes	Yes	Yes
Delay start option	20 hrs	20 hrs	20 hrs
Prewash option	Yes	Yes	Yes
Favourite programme memory option	Yes		
Cottons programme	Yes	Yes	Yes
Synthetics programme	Yes	Yes	Yes
Easy iron programme	Yes	Yes	Yes
Wool plus programme	Yes	Yes	Yes
Anti Allergy programme	Yes	Yes	Yes
20 Min 3kg programme	Yes	Yes	Yes
Super Eco programme	Yes	Yes	Yes
Aqua control and alarm	Yes	Yes	Yes
Performance			
Declared programmes	Std cotton 60 half & full load, Std cotton 40 half load	Std cotton 60 half & full load, Std cotton 40 half load	Std cotton 60 half & full load, Std cotton 40 half load
Energy efficiency class	A+++	A+++	A+++
Energy efficiency index (%)	31.9	38.9	38.9
Spin drying efficiency label	A	A	A
Annual energy consumption (kWh)	152	163	163
Annual water consumption (litres)	10999	9899	9899
Maximum spin speed rpm	1600	1400	1600
Washing noise level (dB(A) re 1pw)	47	49	49
Spin noise level (dB(A) re 1pw)	73	73	75
Residual humidity (%)	43	44	43
Stand-by power (W)	1.0	1.0	1.0
Off mode power (W)	0.05	0.05	0.05
Left-on mode power (W)	0.05	0.05	0.05
Left-on mode duration (Min)	5	5	5
Auto Off	Yes	Yes	Yes
Washing performance	A	A	A
Performance, programme standard cotton 60°C, full load			
Load (kg)	9	8	8
Energy (kWh)	0.81	0.89	0.89
Water (litres)	63	57	57
Programme duration (Min)	233	223	223
Product Dimensions			
Height (mm)	850	850	850
Width (mm)	600	600	600
Depth (excluding knob and door depth) (mm)	605	605	605
Max depth (including knob and door depth) (mm)	639	639	639

FREESTANDING WASHING MACHINES/ OVERVIEWS

Product Name	L75670FL	L75470FL	L75270FL	L60460FL	L60260FL
Main Features					
Display	Medium LCD	Medium LCD	Medium LCD	Small LCD	Small LCD
Advanced washing technology					
OptiSense wash system	Yes	Yes	Yes	Yes	Yes
ProTex drum	Yes	Yes	Yes	Yes	Yes
Drum light					
Large porthole	Yes	Yes	Yes	Yes	Yes
Wide door opening	Yes	Yes	Yes	Yes	Yes
Adjustable steam level					
Steam refresh					
Steam de-creasing					
Stains option	Yes	Yes	Yes		
Extra rinse option	Yes	Yes	Yes	Yes	Yes
Time save option	Yes	Yes	Yes	Yes	Yes
Delay start option	20 hrs	20 hrs	20 hrs	20 hrs	20 hrs
Prewash programme	Yes	Yes	Yes		
Cottons programme	Yes	Yes	Yes	Yes	Yes
Synthetics programme	Yes	Yes	Yes	Yes	Yes
Easy iron programme	Yes	Yes	Yes		
Wool plus programme	Yes	Yes	Yes	Yes	Yes
Anti Allergy programme					
20 Min 3kg programme	Yes	Yes	Yes	Yes	Yes
Quick intensive programme	Yes	Yes	Yes		
Super Eco programme	Yes	Yes	Yes		
Aqua control and alarm	Yes	Yes	Yes	Yes	Yes
Performance					
Declared programmes	Std cotton 60 half & full load, Std cotton 40 half load	Std cotton 60 half & full load, Std cotton 40 half load	Std cotton 60 half & full load, Std cotton 40 half load	Std cotton 60 half & full load, Std cotton 40 half load	Std cotton 60 half & full load, Std cotton 40 half load
Energy efficiency class	A+++	A+++	A+++	A++	A++
Energy efficiency index (%)	42.9	42.9	42.9	47.5	47.5
Spin drying efficiency label	A	A	B	B	B
Annual energy consumption (kWh)	164	164	164	159	159
Annual water consumption (litres)	9995	9995	9995	8665	8665
Maximum spin speed (rpm)	1600	1400	1200	1400	1200
Washing noise level (dB(A) re 1pw)	51	51	51	59	58
Spin noise level (dB(A) re 1pw)	77	75	73	78	75
Residual humidity (%)	43	44	53	52	53
Stand-by power (W)	1.0	1.0	1.0	0.75	0.75
Off mode power (W)	0.6	0.6	0.6	0.75	0.75
Left-on mode power (W)	0.6	0.6	0.6	0.75	0.75
Left-on mode duration (Min)	5	5	5	5	5
Washing performance	A	A	A	A	A
Performance, programme standard cotton 60°C, full load					
Load (kg)	7	7	7	6	6
Energy (kWh)	0.91	0.91	0.91	0.89	0.89
Water (litres)	49	49	49	45	45
Programme duration (Min)	207	207	207	200	200
Product Dimensions					
Height (mm)	850	850	850	850	850
Width (mm)	600	600	600	600	600
Depth (excluding knob and door depth) (mm)	605	605	605	522	522
Max depth (including knob and door depth) (mm)	639	639	639	555	555

FREESTANDING SENSIDRY® CONDENSER/ OVERVIEWS

Product Name	T96699IH	T86580IH	T76485AH
Main Features			
Display	LogiControl™ touch display	LogiControl™ touch display	Medium LCD
Dry capacity (Kg)	9	8	8
Type of dryer	Heat pump condenser	Heat pump condenser	Heat pump condenser
ProTex soft drum	Yes	Yes	Yes
Drum light	Yes	Yes	Yes
Delay start	Yes	Yes	Yes
Programme memory option	Yes		
Sensor drying	Yes	Yes	Yes
Timed drying option	Yes	Yes	Yes
Long anti-crease option	Yes	Yes	Yes
Bed linen programme	Yes	Yes	Yes
Cottons - cupboard dry	Yes	Yes	Yes
Cottons - extra dry	Yes	Yes	Yes
Cottons - iron dry	Yes	Yes	Yes
Delicate		Yes	
Synthetics - cupboard dry	Yes	Yes	Yes
Synthetics - extra dry	Yes	Yes	Yes
Synthetics - iron dry	Yes	Yes	Yes
Easy iron plus programme	Yes	Yes	Yes
Jeans	Yes	Yes	Yes
Extra quick mixed	Yes	Yes	Yes
Wool programme	Yes	Yes	Yes
Silk	Yes	Yes	Yes
Sports	Yes	Yes	Yes
Active wear	Yes	Yes	Yes
Performance			
Energy efficiency class A-G	A-50%	A-50%	A-40%
Energy consumption (kWh/cycle)	2.05	1.92	2.1
Average annual energy consumption (kWh/year)	102.3	108.3	121.60
Drum volume (ltrs)	118	118	118
Inverter motor	Yes	Yes	
Stand-by power (W)	1.9	1.9	1.9
Off mode power (W)	0.1	0.1	0.1
Drying noise, dB(A) re 1pw	65	65	65
Product Dimensions			
Height (mm)	850	850	850
Width (mm)	600	600	600
Depth (including knob and door depth) (mm)	580	580	580
Max depth (including knob and door depth) (mm)	644	644	644

FREESTANDING CONDENSER DRYERS/VENTED DRYER/ OVERVIEWS

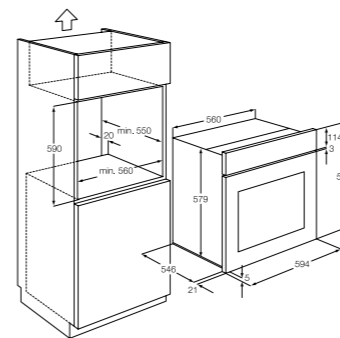
Product Name	T75280AC	T86280IC	T65270AC	T65170AV
Main Features				
Display	Medium LCD	LogiControl™ touch display	Small LCD	
Dry capacity (Kg)	8	8	7	7
Type of dryer	Condenser	Condenser	Condenser	Vented
ProTex soft drum	Yes	Yes	Yes	Yes
Drum light		Yes		
Delay start	Yes	Yes	Yes	Yes
Programme memory option				
Sensor drying	Yes	Yes	Yes	Yes
Timed drying option	Yes	Yes	Yes	Yes
Long anti-crease option	Yes	Yes	Yes	Yes
Bed linen programme	Yes	Yes	Yes	Yes
Cottons - cupboard dry	Yes	Yes	Yes	Yes
Cottons - extra dry	Yes	Yes	Yes	Yes
Cottons - iron dry	Yes	Yes	Yes	Yes
Delicate	Yes	Yes	Yes	Yes
Synthetics - cupboard dry	Yes	Yes	Yes	Yes
Synthetics - extra dry	Yes	Yes	Yes	Yes
Synthetics - iron dry	Yes	Yes	Yes	Yes
Easy iron plus programme	Yes	Yes	Yes	Yes
Jeans	Yes		Yes	Yes
Extra quick mixed	Yes	Yes	Yes	Yes
Wool programme	Yes	Yes	Yes	Yes
Duvet		Yes		
Sports	Yes		Yes	Yes
Active wear	Yes	Yes		
Performance				
Energy efficiency class A-G	B	B	B	C
Energy consumption (kWh/cycle)	4.48	4.48	3.92	3.9
Average annual energy consumption (kWh/year)	268.8	271.4	265.8	263.1
Drum volume (ltrs)	118	118	118	108
Inverter motor		Yes		
Stand-by power (W)	1.9	1.9	1.9	1.9
Off mode power (W)	0.1	0.1	0.1	0.1
Drying noise, dB(A) re 1pw	64	62	64	64
Product Dimensions				
Height (mm)	850	850	850	850
Width (mm)	600	600	600	600
Depth (including knob and door depth) (mm)	580	580	580	580
Max depth (including knob and door depth) (mm)	644	644	644	644

WASHER DRYERS/ OVERVIEWS

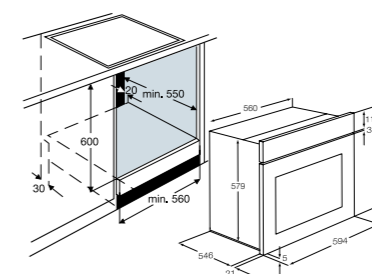
Product Name	L16950A3	L16850A3	L16850	L14850
Features				
Display	Large LCD	Large LCD	Large LCD	Large LCD
Wash load (kg)	8	7	7	7
Dry load (kg)	6	5	5	5
Spin speed (rpm)	1600	1600	1600	1400
Cottons	95°-60°-40°-30°	95°-60°-40°-30°	95°-60°-40°-30°	95°-60°-40°-30°
Cotton economy	60°	60°	60°	60°
Cotton and prewash	95°-60°-40°	95°-60°-40°	95°-60°-40°	95°-60°-40°
Mix 40° - 60°	Yes	Yes	Yes	Yes
Synthetics	60°-50°-40°-30°	60°-50°-40°-30°	60°-50°-40°-30°	60°-50°-40°-30°
Delicates	40°-30°	40°-30°	40°-30°	40°-30°
Wool plus	30°-cold	30°-cold	30°-cold	30°-cold
Easy iron plus	40°	40°	40°	40°
Silk	Yes	Yes	Yes	Yes
Quick intensive Refresh	60°-40°	60°-40°	60°-40°	60°-40°
20 min - 3kg	Yes	Yes	Yes	Yes
Delicate rinses	Yes	Yes	Yes	Yes
Drain	Yes	Yes	Yes	Yes
Spin speed	Yes	Yes	Yes	Yes
Cotton drying	Yes	Yes	Yes	Yes
Synthetics drying	Yes	Yes	Yes	Yes
Extra rinse option	Yes	Yes	Yes	Yes
Delay start option	1-20hrs	1-20hrs	1-20hrs	1-20hrs
Stain option	Yes	Yes	Yes	Yes
Super quick option	Yes	Yes	Yes	Yes
Quick option	Yes	Yes	Yes	Yes
Sensitive option	Yes	Yes	Yes	Yes
Door opening	Large door opening	Large door opening	Large door opening	Large door opening
Aqua control and alarm	Yes	Yes	Yes	Yes
Child lock	Yes	Yes	Yes	Yes
Dimensions				
Height (mm)	850	850	850	850
Width (mm)	600	600	600	600
Depth (excluding knob and door depth) (mm)	600	600	600	600
Depth (including knob and door depth) (mm)	630	630	630	630
Electrical and water connection				
Water fill	Cold	Cold	Cold	Cold
Fuse rating (A)	13	13	13	13
Connected load (W)	2050	2050	2050	2050
Performance				
Energy efficiency class	A	A	B	C
Energy consumption wash + dry (kWh)	5.44	4.76	5.5	5.9
Energy consumption washing (kWh)	1.05	1.05	1.19	1.19
Washing performance	A	A	A	A
Water consumption washing + drying (litres)	103	97	104	102
Max spin speed (rpm)	1600	1600	1600	1400
Residual humidity (%)	43	43	44	52
Stand-by power (W)	1.9	1.9	1.9	1.9
Off mode power (W)	0.1	0.1	0.1	0.1
Washing noise (dB(A) re 1pW)	49	49	49	49
Spinning noise (dB(A) re 1pW)	77	77	77	77
Drying noise (dB(A) re 1pW)	62	62	62	62
Washing Only				
Annual energy consumption (kWh)	210	210	238	238
Annual water consumption (litres)	11400	9000	10400	9000
Washing & Drying				
Annual energy consumption (kWh)	1088	952	1100	1180
Annual water consumption (litres)	20600	19400	20800	20400
Performance, programme				
Standard cotton 60°C, full load				
Load (kg)	8	7	7	7
Energy (kWh)	1.05	1.05	1.19	1.19
Water (litres)	57	45	52	45
Programme duration (min)	190	145	119	119

OVENS/ INSTALLATION DIAGRAMS

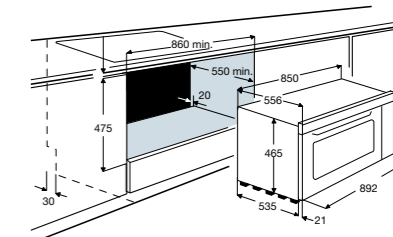
BE3002001 / BE5304001 / BP3003001 /
BP5304001 / BP7304151 / BS7304001M /
BS9304001M / BY9004000M



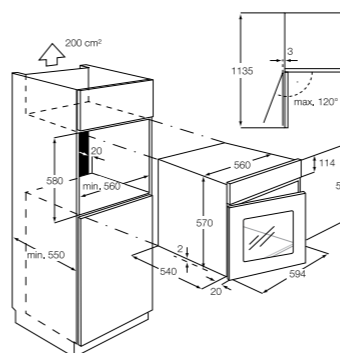
BE3002001 / BE5304001 / BP3003001 /
BP5304001 / BP7304151 / BS7304001M /
BS9304001M / BY9004000M



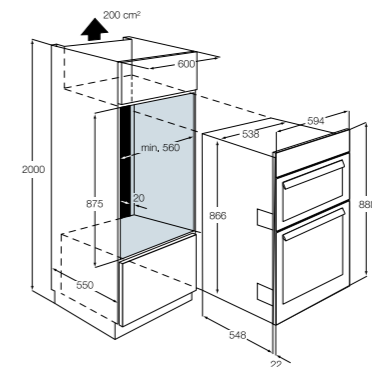
BC6914001M



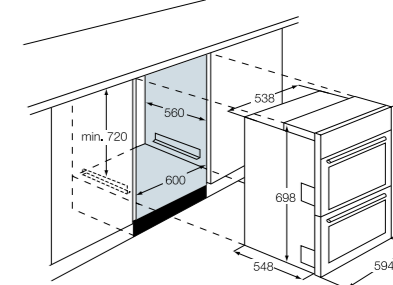
BP7714000M / BP7614000M



DE4003000 / DC4003000M / DC7003000M

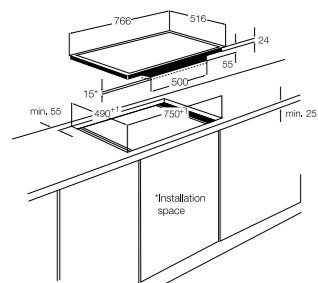


NC4003000M / NC7003000M

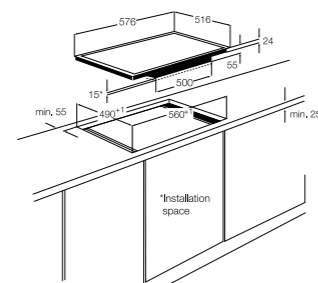


HOBS/ INSTALLATION DIAGRAMS

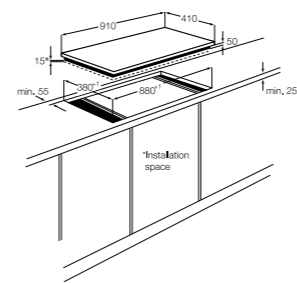
HK884400XG



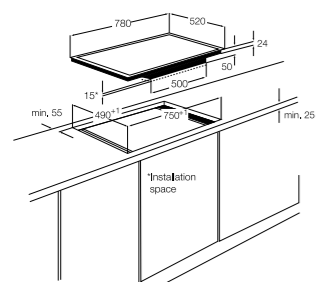
HK683320XG / HK654400FB / HK654400XB



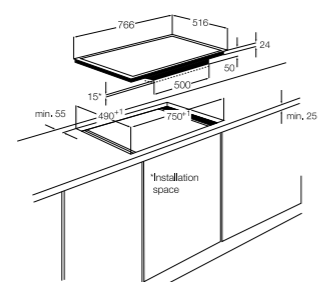
HK953400FB



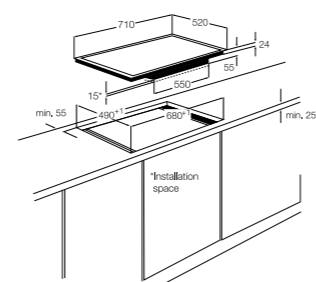
HK854400FB / HK854220FB / HK854080FB



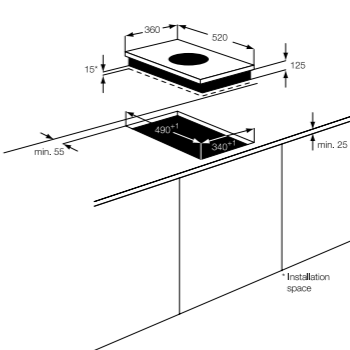
HK854400XB



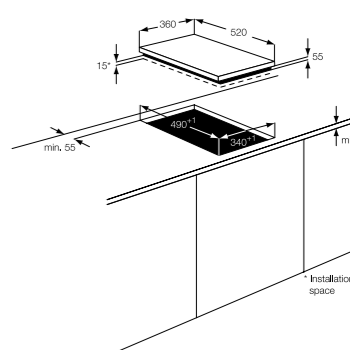
HK764400FB



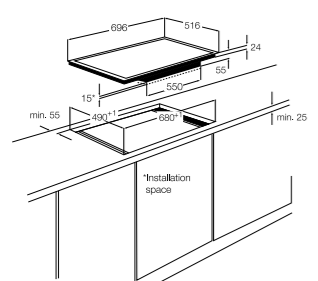
HC451500EB



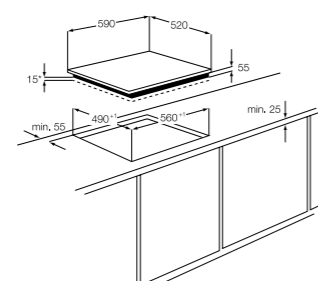
HC452600EB / HC452400EB



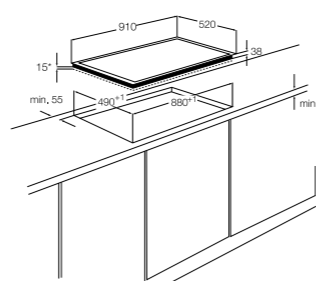
HK764400XB



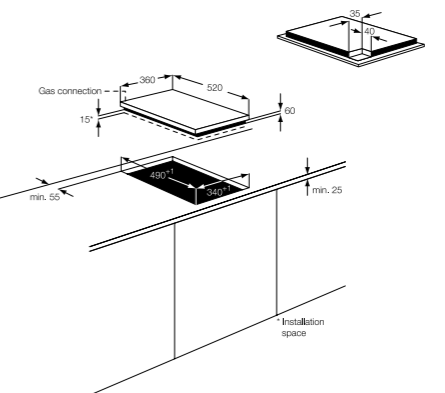
HK654200FB



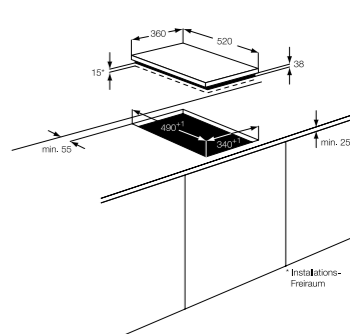
HK955070FB



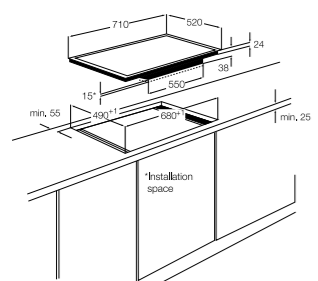
HC411520GB / HC412000GB



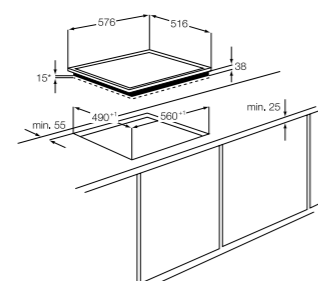
HC452020EB



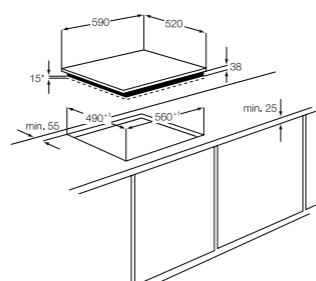
HK764070FB



HK634060XB



HK634030FB / HK624010FB



HOBS/ INSTALLATION DIAGRAMS

OVENS

HOBS

HOODS

COMPACT &
MICROWAVES

DISHCARE

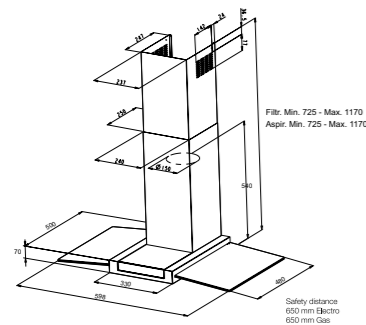
COOLING

LAUNDRY

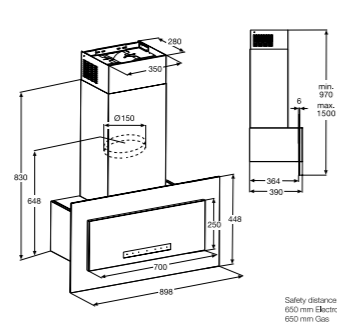
SPECIFICATIONS

COOKER HOODS/ INSTALLATION DIAGRAMS

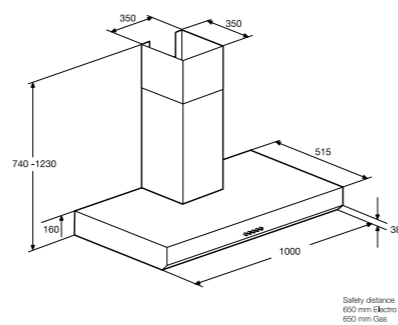
DD9864-M



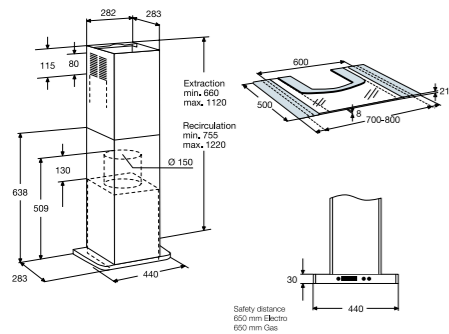
DD9893-M



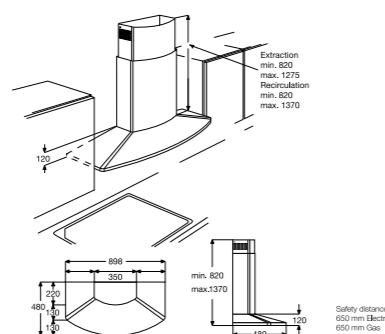
HD8510-M



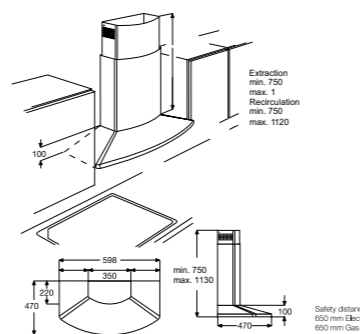
HD6470-M



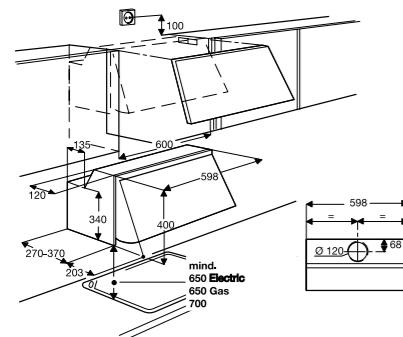
HC3690-M



HC3360-M

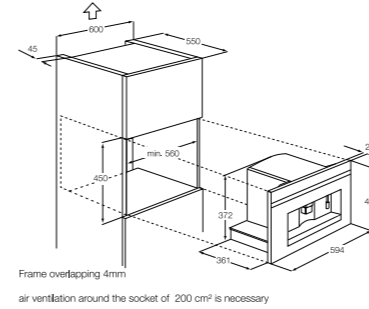


DE6261-ML

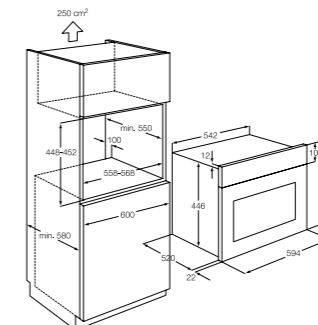


COMPACT AND MICROWAVE/ INSTALLATION DIAGRAMS

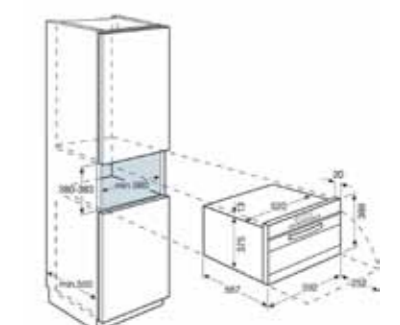
PE4511-M



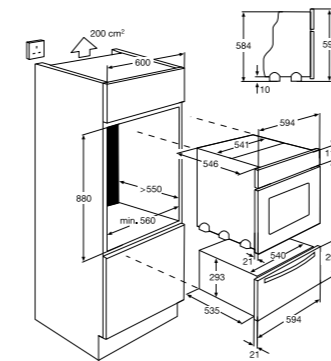
KE7415001M / KS7415001M



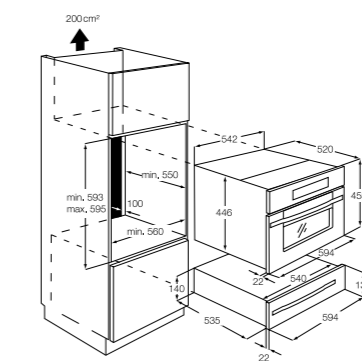
KS7100000M



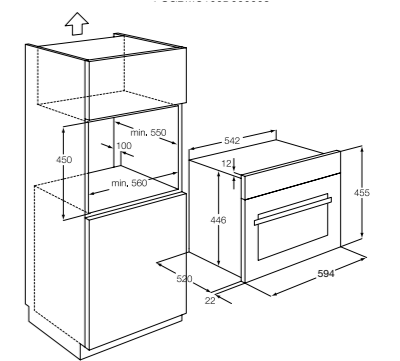
KD92903E



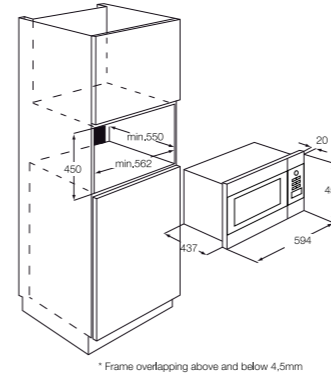
KS91404E / KD91403E



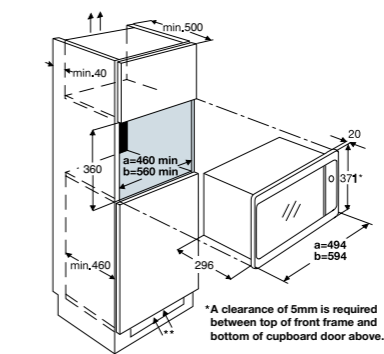
MCC3881E-M / MCD3881E-M



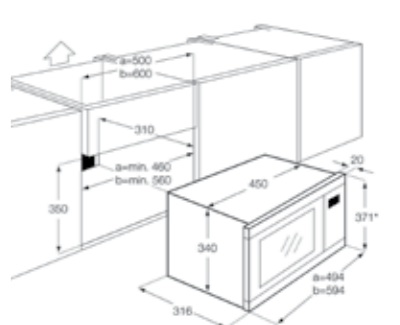
MCD2664E / MC2664E



MCD1763 / MC1763 / MC1753

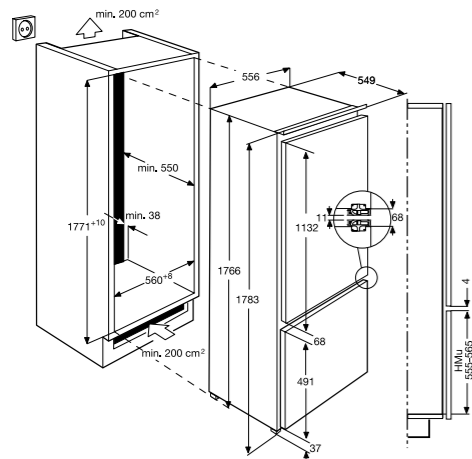


MC1763 / MC1753

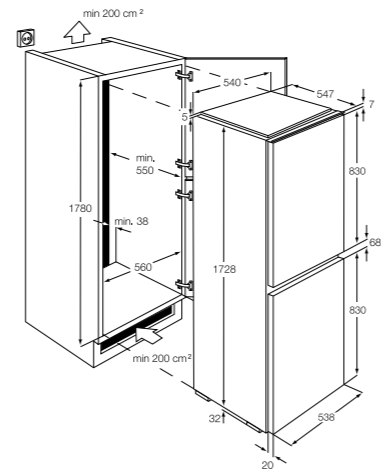


COOLING/ INSTALLATION DIAGRAMS

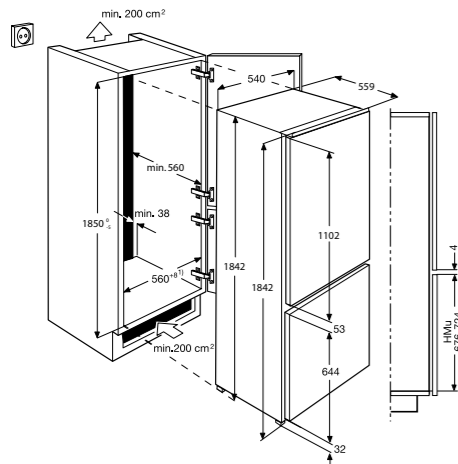
SCZ71800F0



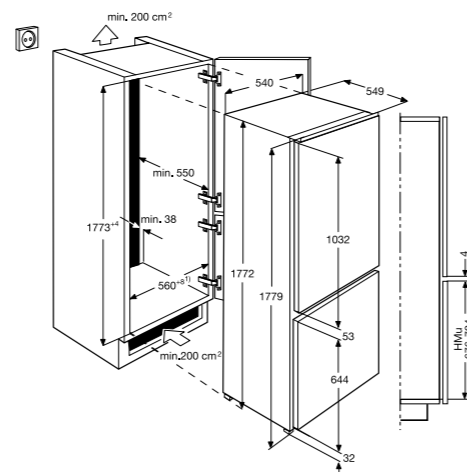
SCN71800S0



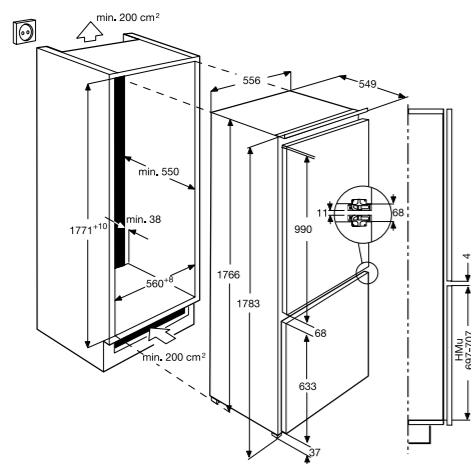
SCT71900S0



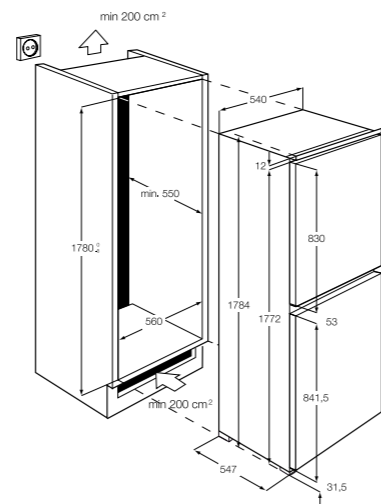
SCT51800S0



SCS71800F0 / SCS51800F0

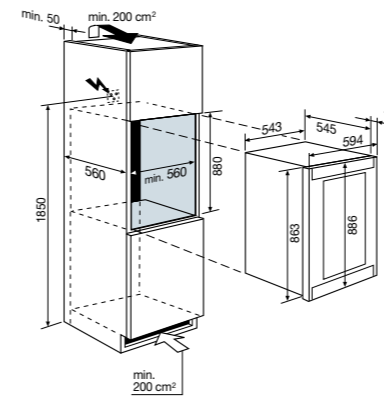


SCS51810S0

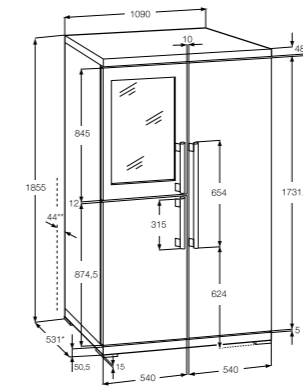


COOLING/ INSTALLATION DIAGRAMS

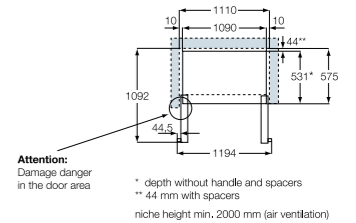
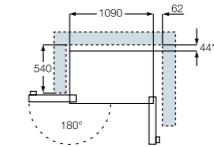
SWS98820L0 / SWS598820G0



S95800XTM0 / S95500XNM0

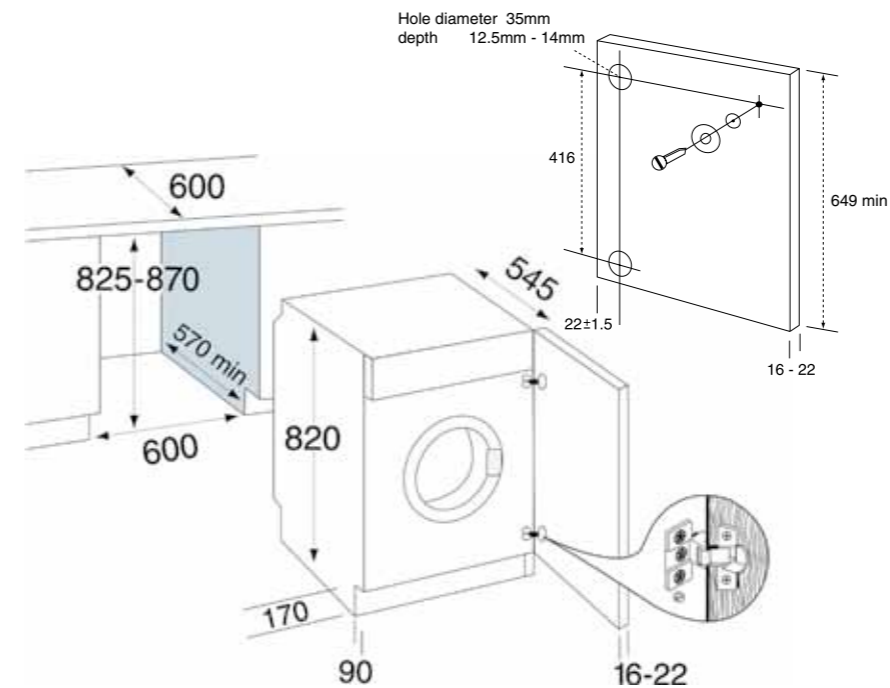


Distance dimensions apply both



BUILT-IN LAUNDRY/ INSTALLATION DIAGRAM

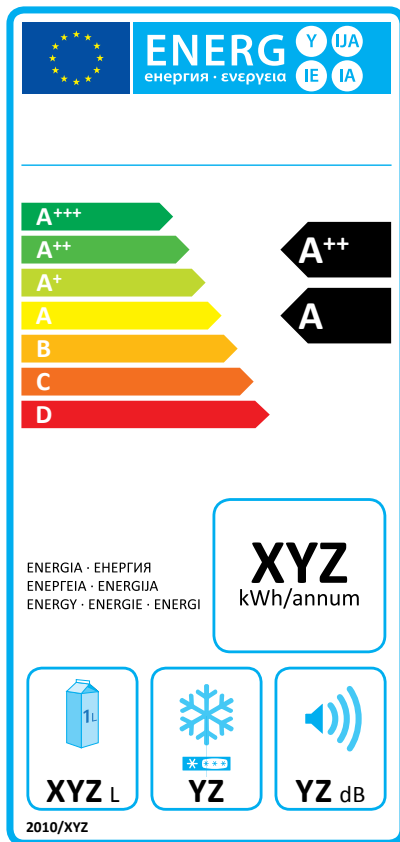
Laundry including furniture hinge position
L63742VI, L62642VI, L12843VIT, L11842VIT, L11840VIT



ENERGY INFORMATION/ EU ENERGY EFFICIENCY INFORMATION

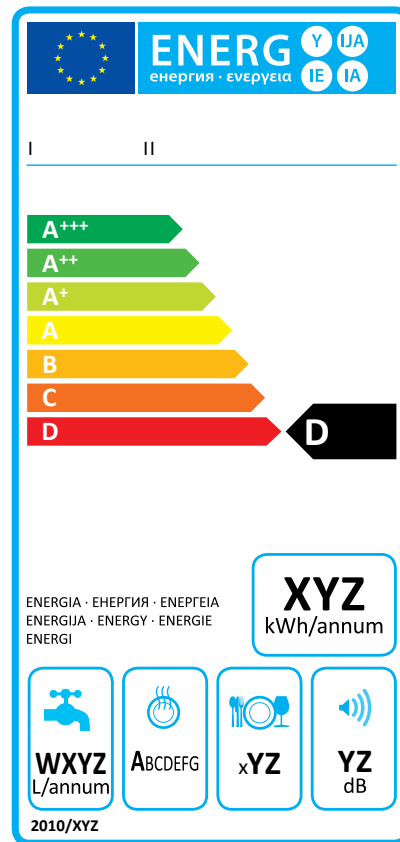
This scheme, which covers refrigerators, freezers, washing machines, tumble dryers, dishwashers and electric ovens is designed to offer consumers a standardised method of choosing the most energy efficient appliances.

For refrigerators and freezers, as well as stating the energy efficiency class (A+++ - most efficient, 'D' - least efficient) the label also gives the annual electricity consumption (i.e. running cost) freezing capacity, noise level and the usable storage capacity.



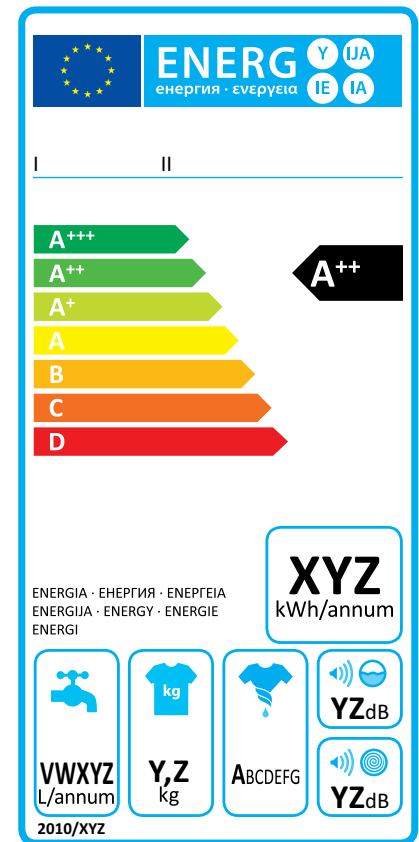
Example of refrigeration energy label.

For dishwashers, as well as stating the energy efficiency class (A+++ - most efficient, 'D' - least efficient) the label also states the annual water consumption (lts), drying efficiency, place settings and noise level.



Example of dishwasher energy label.

For washing machines, as well as stating the energy efficiency class (A+++ - most efficient, 'D' - least efficient) the label also states the annual water consumption (lts), load size (kg), spin speed efficiency and the washing & spinning noise levels.



Example of washing machine energy label.

For electric ovens, as well as stating the energy efficiency ('A' - most efficient, 'G' - least efficient), the label also states the energy consumption (in kWh) and the useable volume of the oven. If the oven is a double oven it will carry this information for both ovens.