

A revision of the Chloropidae (Insecta: Diptera) described by J.W. Meigen from the Winthem's Collection

E.P. Nartshuk*

Abstract

The species of Chloropidae (Diptera) described by J.W. Meigen from Winthem's collection (in NHMW, in Vienna) are revised. Lectotypes are designated for 33 species. The lectotype designations of *Chlorops cinctus* MEIGEN and *Chlorops trilineatus* MEIGEN, 1830 (DELY-DRASKOVITS 1981, 1983) are considered as not having nomenclatural availability. New synonymies are established: *Lasiosina cinctipes* (MEIGEN, 1830) = *Lasiosina nigripes* DELY-DRASKOVITS, 1977, syn.n.; *Chlorops limbatus* MEIGEN, 1830, sp.dist. = *Chlorops fulviceps* v. ROSER, 1840 = *Chlorops brevimanus* LOEW, 1866, syn.n.; *Platycephala umbraculata* (FABRICIUS, 1794) = *Platycephala nigra* MEIGEN, 1830, syn.n.; *Aphanotrigonum trilineatum* (MEIGEN, 1830) = *Aphanotrigonum beschovskii* DELY-DRASKOVITS, 1981, syn.n.; *Tricimba cincta* (MEIGEN, 1830) = *Tricimba fungicola* DELY-DRASKOVITS, 1983 syn.n. *Lasiosina herpini* (GUERIN-MENEVILLE, 1843), sp.dist. is restored for *Lasiosina cinctipes* auct. The type specimens of *Homalura tarsata* MEIGEN, *Chlorops laetus* MEIGEN, *Cryptonevra diadema* (MEIGEN), and *Thaumatomyia circumdata* (MEIGEN) were not found.

Key words: Diptera, Chloropidae, J.W. Meigen, Winthem's collection, lectotype, new synonymy.

Zusammenfassung

Die Arbeit enthält eine Revision der von J. W. Meigen nach Winthem's Sammlung beschriebenen und im Naturhistorischen Museum Wien aufbewahrten Chloropiden-Arten. Lectotypen von 33 Arten wurden designiert. Die frühere Bezeichnung der Lectotypen für *Chlorops cinctus* MEIGEN und *Chlorops trilineatus* MEIGEN (DELY-DRASKOVITS 1981, 1983) wird als ungültig angesehen. Folgende neue Synonymien werden festgestellt: *Lasiosina cinctipes* (MEIGEN, 1830) = *Lasiosina nigripes* DELY-DRASKOVITS, 1977, syn.n.; *Chlorops limbatus* MEIGEN, 1830, sp.dist. = *Chlorops fulviceps* v. ROSER, 1840 = *Chlorops brevimanus* LOEW, 1866, syn.n.; *Platycephala umbraculata* (FABRICIUS, 1794) = *Platycephala nigra* MEIGEN, 1830, syn.n.; *Aphanotrigonum trilineatum* (MEIGEN, 1830) = *Aphanotrigonum beschovskii* DELY-DRASKOVITS, 1981, syn.n.; *Tricimba cincta* (MEIGEN, 1830) = *Tricimba fungicola* DELY-DRASKOVITS, 1983 syn.n. Der Name *Lasiosina herpini* (GUERIN-MENEVILLE, 1843), sp.dist. wird für *Lasiosina cinctipes* auct. wiederhergestellt. Die Typen von *Homalura tarsata* MEIGEN, *Chlorops laetus* MEIGEN, *Cryptonevra diadema* (MEIGEN), und *Thaumatomyia circumdata* (MEIGEN) wurden nicht aufgefunden.

Introduction

This paper is the third attempt to clarify the status of Chloropidae described by the earliest workers. The two preceding ones dealt with species described by Th. Becker and O. Duda (types deposited in the Zoological Institute, Russian Academy of Sciences in St. Petersburg) (NARTSHUK 1970) and with the species described by von Roser (deposited in Staatliches Museum für Naturkunde in Stuttgart) (NARTSHUK 1994).

* Dr. Emilia P. Nartshuk, Zoological Institute Russian Academy of Sciences, Universitetskaja nab. 1, 199034 St. Petersburg, Russia.

J.W. Meigen (1764 - 1845) described 5 genera and many species of European Chloropidae, most of which are valid. Most type - specimens of Meigen's species are deposited in two museums: Museum National d' Histoire Naturelle in Paris (MHNP) and Naturhistorisches Museum in Wien (NHMW). Comprehensive information on the biography of J.W. Meigen, his collections and collectors is given by MORGE (1974) and PONT (1986). PONT's paper is especially valuable because of information on Meigen's localities.

I had the opportunity to investigate Winthem's collection in Vienna. BECKER (1902) revised Meigen's collection in Paris and Vienna. The number of specimens in both collections and some comments are given in this work and in the monograph on Palaearctic Chloropidae (BECKER 1910). Duda had seen the Chloropidae collection in Vienna and Winthem's specimens. There is no special publication by Duda, but some information is in his Chloropidae monograph in LINDNER (DUDA 1932, 1933). Some specimens examined had Duda's labels. Other authors also revised some type-specimens from Winthem's collection (DELY-DRASKOVITS 1981, 1983, ISMAY 1985, 1994).

The Chloropidae collection in NHMW consists of thirteen big drawers (N 6 - 18). The Winthem collection was kept separate until at least 1880 but now forms a part of the main collection of Diptera. All Winthem's specimens of Chloropidae can be identified by a printed label "Coll. Winthem".

Some of them have the species name on the label "Coll. Winthem", written evidently by O. Müller, the assistant of J.R. Schiner. Usually one specimen from this group has also a separate label of old paper with the species name (no generic name) written in Meigen's or Wiedemann's hand and usually a dark red label "Type". All these specimens are usually also labelled by Becker and Duda - their labels have genus and species or only species names.

A second group of specimens has labels of Becker with genus and species names and separate Meigen (or Wiedemann) labels with species names.

Some of the specimens have no additional inscription of species name and they usually have no Becker label. It is believed that these specimens were added later after Becker's revision of this collection.

Most specimens have no information on where they were collected, but a few have a separate geographical label. PONT (1986) proposed that Winthem's specimens were collected in Western Germany, probably Hamburg.

Acknowledgements

Firstly I would like to thank Dr. R. Contreras-Lichtenberg for organizing my visit to Vienna and giving me the opportunity to investigate the Winthem collection and her help offered while working at NHMW. I am indebted to Dr. L. Matile and Dr. H. Andersson for information on some Meigen types in MHNP, Dr. C.W. Sabrosky and Dr. I.M. Kerzhner for advice on nomenclatural problems. Thanks also to Dr. J.W. Ismay for correcting the text and for some informations on Meigen's types in MNHP. This work was partly supported by grant N 96-04-48804 of Russian Foundation of Fundamental Researches and Russian Programme of Biodiversity.

Genus - group names

Camarota MEIGEN, 1830: 7. Type species: *Camarota flavitarsis* MEIGEN, 1830, by monotypy. A good genus.

Chlorops MEIGEN, 1830: 138. Type species: *Musca pumilionis* BJERKANDER, 1778, designation by ICZN, 1955, Opinion 348. A good genus.

Eurina MEIGEN, 1830: 3. Type species: *Eurina lurida* MEIGEN, the second of 3 included species, by designation of WESTWOOD (1840: 147). A good genus.

Homalura MEIGEN, 1826: 399. Type species: *Homalura tarsata* MEIGEN, 1826, by monotypy. A good genus. See p. 404 for *tarsata*.

Lipara MEIGEN, 1830: 1. Type species: *Lipara lucens* MEIGEN, 1830, by monotypy. A good genus.

Meromyza MEIGEN, 1830: 163. Type species: *Musca saltatrix* L. by designation of MACQUART (1835: 589). A good genus.

Species-group names

The species are given in alphabetical order of the epithet with reference to the original description, to Meigen's colour figures in MORGE (1976a, b) and comments by BECKER (1902). Quotations from the original descriptions and BECKER (1902) are given in this order, in small print.

When only one type specimen is recorded by Meigen, I have labelled it as holotype.

If several syntype specimens have been found or the description indicates that more than one specimen was studied, a lectotype is designated. All lectotypes without a reference to an author are herewith designated. Lectotypes and paralectotypes are labelled.

Some species of Chloropidae were described by Meigen, based on specimens from Winthem's collection and some species from specimens of his own collections, which are now deposited in MHNP. I designate lectotypes for species described only from Winthem's collections and for *Chlorops cincta*, because there is no specimen in MHNP. If the species was described from Meigen's collections and Dr. L. Matile confirms that there are type specimens in MHNP, I decline to designate lectotypes.

albiceps MEIGEN, 1830: 153 (*Chlorops*)

"Von Hrn. von Winthem". - MEIGEN plate 210, fig. 13 (MORGE 1976b). - BECKER 1902: 318: "der Winthem'schen Type".

Lectotype (hic designatus): ♂, "albiceps", "Coll. Winthem, albiceps".

Additional material: 1♂, "Coll. Winthem, messoria"; 1♀, "Coll. Winthem, messoria", "messoria Fall. Suecia". These two specimens are not considered as paralectotypes.

Remarks: The species was correctly interpreted as *Diplotoxa messoria* (FALLEN, 1820) by DUDA (1933). In CPD (NARTSHUK 1984) this species is listed in the genus *Eutropha* LOEW, based on BECKER (1902: 318): "Diese Art gehört nach Ausweis der Winthem'schen Type zur Gattung *Eutropha* Lw."

Current interpretation: The species is a junior synonym of *Diplotoxa messoria* (FALLEN, 1820).

***albipalpis* MEIGEN, 1830: 163 (*Chlorops*)**

"Von Hrn. von Winthem". - MEIGEN plate 211, fig. 10 (MORGE 1976b). - BECKER 1902: 320: "1. Exemplar in Winthem's".

Lectotype (*hic designatus*): ♂, "albipalpis", "Type"[red label], "albipalpis, Coll. Winthem", "Oscinis albipalpis Meig. det. Becker".

Additional material: 1 ex., "Coll. Winthem"; 3 ♂♂, 3 ♀♀, "albipalpis Meig. det. Becker", "Coll. Winthem".

Remarks: The last six specimens have no species name on label "Coll. Winthem". It is therefore unlikely that they were part of the original series and I consider them to be later additions. These specimens are not considered as paralectotypes. For discussion of the specimen: "Coll. Winthem" see under *socia*.

A good species, *Incertella albipalpis* (MEIGEN, 1830), correctly interpreted by recent authors.

***albiseta* MEIGEN, 1830: 153 (*Chlorops*)**

"Im Junius und Julius auf Wiesen, nicht selten". - MEIGEN plates 227, fig. 14; 229, fig. 2 (MORGE 1976b). - BECKER 1902: 318: "In Winthem's Sammlung... 4 Exemplare...".

Lectotype (*hic designatus*): ♂, gummed to card, in good condition, "albiseta, Coll. Winthem", "albiseta Meig. det. Becker".

Paralectotypes: 1 ♀, "albiseta, Coll. Winthem", "albiseta Meig. det. Becker"; 1 ♀, antennae missing, "albiseta, Coll. Winthem", "albiseta Meig. det. Becker", "albiseta".

Additional material: 1 ♀, gummed to card, "albiseta, Coll. Winthem", "albiseta Meig. det. Becker".

Remarks: The female paralectotype, with antennae missing, has darkened wings and dark coloured legs and doubtlessly belongs to this species. The female mentioned in the additional material has a dark coloured arista, it belongs to *Oscinella frit* L., s.l.

BECKER (1902) mentioned no specimen in Paris, but L. Matile reported two specimens N 2553 (pers.comm., 25.06.1996). According to J.W. Ismay (letter of October 28th 1996 to Dr. R. Contreras-Lichtenberg) the specimen investigated by him in Paris has both antennae missing.

Current interpretation: The species is a synonym of *Oscinella maura* (FALLEN, 1820).

***anthracina* MEIGEN, 1830: 156 (*Chlorops*)**

"Von Hrn. von Winthem". - MEIGEN plate 216, fig. 14 (MORGE 1976b). - BECKER 1902: 319: "1 Exemplar in Winthem's Sammlung".

Lectotype (*hic designatus*): ♀, "Coll. Winthem, anthracina", "anthracina", "Type"[red label], "Oscinis anthracina Meig. Becker det.".

Remarks: The specimen is in good condition, has very narrow gena, entirely yellow legs and agrees with the description.

A good species, *Rhopalopteron anthracinum* (MEIGEN, 1830).

***aprica* MEIGEN, 1830: 158 (*Chlorops*)**

"Von Hrn. von Winthem zwei Weibchen". - MEIGEN plate 211, fig. 4 (MORGE 1976b). - BECKER 1902: 319: "Gehört der Winthem'schen Type nach zur Gattung *Siphonella* MACQ."

Lectotype (hic designatus): ♀, "aprica / Coll. Winthem", "aprica", "Siphonella aprica Meig. Becker det.", "Type"[red label], "Calamoncosis aprica Mg. det. Ismay".

Additional material: 4 exs., "Coll. Winthem"; 4 exs., "Coll. Winthem, nitida"; 6 exs., "aprica / Coll. Winthem".

Remarks: The lectotype has a poorly sclerotized ovipositor, 1+1 notopleural setae and very slightly produced vibrissal angle. Most of the right wing is missing, otherwise the specimen is in rather good condition.

All females (except lectotype) with label "aprica / Coll. Winthem" are *Calamoncosis glyceriae* NARTSHUK.

The other eight specimens of the additional material represent *Calamoncosis glyceriae* NARTSHUK (seven specimens) and *C. minima* STROBL (one specimen).

A good species, *Calamoncosis aprica* (MEIGEN, 1830).

brevipennis MEIGEN, 1830: 159 (*Chlorops*)

"Von Hrn. von Winthem". - MEIGEN plates 211, fig. 12 (♂, ♀); 237, fig. 4 (♂); 245, fig. 13 (♀) (MORGE 1976b). - BECKER 1902: 319: "Sowohl die Pariser wie die Wiener Typen stellen die Art *Elachiptera brevipennis* MEIG. vor".

Lectotype (hic designatus): ♂, "Coll. Winthem, brevipennis", "Type"[red label], "brevipennis Meig. det. Becker".

Paralectotypes: 1 ♂, without head, "Coll. Winthem, brevipennis", "Type"[red label], "brevipennis Meig. det. Becker", "Chlorops brevipennis ♂"[Meigen's hand]; 6 ♀♀, "Coll. Winthem, brevipennis", "Type"[red label], "brevipennis Meig. det. Becker".

Remarks: The lectotype is in good condition, with moderate shortening of the wing, ending in the middle of tergite 3 of the abdomen.

A good species, *Elachiptera brevipennis* (MEIGEN, 1830).

calceata MEIGEN, 1830: 146 (*Chlorops*)

"Auf Wiesen". - MEIGEN plate 160, fig. 2 (MORGE 1976a). - BECKER 1902: 316: "1 Weibchen in Paris. 6 Exemplare in Wien."

Material examined: 2 ♂♂, 1 ex. without abdomen, on two pins, "Coll. Winthem", "hypostigma Meig. det. Becker", "calceata Mg. det. Duda"; 1 ♀, "calceata, Coll. Winthem", "C. scalaris Meigen det. Becker", "C. scalaris Meigen d. Duda"; 3 ♀♀, "calceata, Coll. Winthem", "calceata det. Becker", "serena Loew d. Duda"; 1 ♀, "calceata, Coll. Winthem", "calceata", "calceata det. Becker", "serena Loew d. Duda".

Remarks: The specimens found in the Winthem collection belong to different *Chlorops* species.

The two ♂♂ are *C. calceatus* MEIGEN. The specimen without an abdomen is immature and indeterminate. The first female belongs to *C. scalaris*. The last four ♀♀ belong to *C. serenus*.

I do not consider the investigated specimens as a part of the original series.

There is one specimen of *C. calceatus* in Paris (N 2522 in MHNP), which has a black first flagellomere and a black spot on the katapisternum (pers.comm., L. Matile 29.03.1996). The specimen in MHNP corresponds with Meigen's description and the recent treatment of *C. calceatus*.

cincta* MEIGEN, 1830: 162 (*Chlorops*)Tricimba fungicola* DELY-DRASKOVITS, 1983, **syn.n.**

"Im September auf der Blüthe der Möhren selten". - MEIGEN plate 227, fig. 12 (MORGE 1976b). - BECKER 1902: 320: "Ebenfalls 4 Exemplare in Winthem's Sammlung....".

Lectotype (hic designatus): ♂, "Coll. Winthem, *cincta*", "*cincta* det. Becker".

Paralectotype: 1 ♀, "Coll. Winthem, *cincta*", "*cincta* det. Becker".

Additional material: 1 ♀, "Coll. Winthem, *cincta*", "Lectotypus, ♀"[labelled by Dely-Draskovits], "Madrid 7. Aug.", "*cincta* det. Becker"; 1 ♀, "Coll. Winthem, *cincta*", "Paralectotypus, ♀"[labelled by Dely-Draskovits], "*cincta*"; 2 ♀♀, "Coll. Winthem", "*cinctus* det. Becker", "Paralectotypus, ♀"[labelled by Dely-Draskovits].

Remarks: DELY-DRASKOVITS (1983) designated as lectotype a female from the Winthem collection with label "Madrid 7. August". This designation is invalid for nomenclatural reasons because PONT (1986) considered specimens from Meigen's collection without geographical definition as originating "probably from the Stolberg district." It is very probable that the specimen from Madrid is a later addition to the series and no syntype. If Meigen had seen this specimen when he described the species, Meigen would surely have mentioned the locality Madrid.

The specimens labelled by Dely-Draskovits are damaged in different degrees. Only the thorax of her lectotype is on the pin and the abdomen is in a small tube on the same pin.

Two specimens (1 ♂, 1 ♀) have no label of Dely-Draskovits. I think she did not see them. Both specimens have black setae. The female has yellow legs and yellow tip of scutellum, the male yellow legs, but all femora and tibia a little darkened in the middle, tip of scutellum only weakly yellow. The genitalia of this male correspond with the drawing of DELY-DRASKOVITS (1983) for her species *Tricimba fungicola*, in particular the cerci are rather long (Fig. 1). I designate this male as lectotype and the female as paralectotype. The lectotype is in good condition. The tip of the abdomen is in a small tube on the same pin.

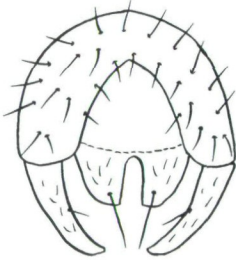


Fig. 1: *Tricimba cincta*, lectotype, epandrium.

There are no specimens in Paris (pers. comm., L. Matile, 25.06.1995).

A good species, *Tricimba cincta* (MEIGEN, 1830).

cinctipes* MEIGEN, 1830: 148 (*Chlorops*)Lasiosina nigripes* DELY-DRASKOVITS, 1977, **syn.n.**

"Von Hrn. von Winthem". - MEIGEN plate 216, fig. 18 (MORGE 1976b). - BECKER 1902: 317: "2 Exemplare in Winthem Sammlung".

Lectotype (hic designatus): ♀, "Coll. Winthem, *cinctipes*", "*cinctipes*"[old paper], "lectotype"[round, white, with dark lilac border], "*Lasiosina nigripes* Dely-Draskovits, 1977".

Additional material: 1 ♀, "Coll. Winthem, *cinctipes*", "*Thaumatomyia glabra* Meigen det. Becker", "*Thaumatomyia glabra* Meigen d. Duda".

Remarks: I found two specimens with a "Coll. Winthem"-label.

I did not find a lectotype designation of *Lasiosina cinctipes* in the papers of DELY-DRASKOVITS (1977).

One specimen is *Thaumatomyia glabra* MEIGEN.

The other specimen is a female without head, right anterior and middle legs. This specimen has a lectotype-label and a label: *Lasiosina nigripes* DELY-DRASKOVITS, 1977. The specimen indeed also agrees with the description of *Lasiosina nigripes*: it has notopleural setae 1+1 and partly darkened legs.

MEIGEN's description of *Chlorops cinctipes* is: "Beine gelb mit schwarzen Ringen". MEIGEN's colour drawing (Tab. 241, fig.186) also shows a specimen with dark bands on all legs.

There is no other specimen of *Chlorops cinctipes* in Winthem's collection and this specimen corresponds with MEIGEN's description. Because of that I designate it herewith as lectotype of *Chlorops cinctipes* MEIGEN.

Lasiosina nigripes DELY-DRASKOVITS, 1977 is a junior synonym of *Lasiosina cinctipes* (MEIGEN, 1830). *L. cinctipes* auct. with two posterior notopleural bristles and entirely yellow legs (DELY-DRASKOVITS 1977: 277) represents another species. In CPD (NARTSHUK 1984) I listed three synonyms of *L. cinctipes*: *Chlorops limbata* MEIGEN, 1830; *Chlorops herpini* GUERIN-MENEVILLE, 1843, *Lasiosina obscurata* DUDA, 1933 (as var. of *cinctipes*). There is also a closely related species (or a synonym): *Lasiosina tanaitica* PANTELEEVA, 1988.

Chlorops limbata is a species of *Chlorops* (see below). *C. herpini* was described as a secondary pest of shoots of cereals, the original description and drawings allow to synonymize it with *L. cinctipes* auct.

Lasiosina herpini (GUERIN-MENEVILLE, 1843) sp.dist. = *Lasiosina cinctipes* auct.

***cingulata* MEIGEN, 1830: 146 (*Chlorops*)**

"Im Sommer auf den Blüten des Bärenklaues ziemlich selten". - MEIGEN plate 159, fig. 2 (♂) (MORGE 1976a). - BECKER 1902: 316: "1 Weibchen in Paris..."

Material examined: 1 ♂, "Versailles", "cingulata, Coll. Winthem", "strigula det. Becker"; 1 ♀, "Paris", "Coll. Winthem, cingulata", "cingulata"[old paper, Meigen's hand?], "Anthracophaga strigula det. Becker".

Remarks: Both specimens are in good condition.

L. Matile (pers. comm., 25.06.1996) confirms that there is another specimen in MHNP.

Current interpretation: a synonym of *Chlorops strigulus* (FABRICIUS, 1794).

***circumdata* MEIGEN, 1830: 147 (*Chlorops*)**

"Von Hrn. von Winthem". - MEIGEN plate 213, fig. 13 (MORGE 1976b). - BECKER 1902: 317: "In Paris ist ein typisches Exemplar ohne Kopf..."

Material examined: 5 ♂♂, 2 ♀♀, gummed, "circumdata, Coll. Winthem", "Austria", "Type"[red label], "circumdata Meig. det. Becker", "notata Meig. det. Duda", [1 of these specimens with label: "In grosser Menge 1853 im August beobachtet"]; 23 exs., Coll. Winthem[with different additional species names]. Some of the specimens are labelled: Döbling, 1853 or Dresden, 1854 and have remarks that they have appeared in these years in big masses.

Remarks: I am sure that these specimens from Austria do not belong to the type series, because of the dates. Moreover all Meigen's specimens are usually pinned not glued. I think this material does not belong to the type series.

This species is treated now as a synonym of *Thaumatomyia notata* MEIGEN.

***cognata* MEIGEN, 1830: 154 (*Chlorops*)**

"Von Hrn. von Winthem". - MEIGEN plate 216, fig. 16 (MORGE 1976b). - BECKER 1902: 318: "2 Exemplare in Winthem's Sammlung".

Lectotype (hic designatus): ♀, "Coll. Winthem, cognata", "Type"[red label], "cognata", "Oscinis cognata Meig. det. Becker".

Paralectotype: 1 ♀, "Coll. Winthem, cognata", "Type"[red label], "Oscinis cognata det. Becker".

Additional material: 1 ♀, "Coll. Winthem", "Type"[red label], "Oscinis cognata Meig. det. Becker"; 1 ♂, "Coll. Winthem, frontella", "Type"[red label], "frontella"; 5 exs., "Coll. Winthem", "Type"[red label].

Remarks: The lectotype is in good condition, the postpronotal lobe is shining. The male (additional material) belongs to *cognata* MEIGEN. For discussion see also *vitripennis* and *rufipes*. ISMAY (1976) has seen the three females.

A good species, *Oscinisoma cognatum* (MEIGEN, 1830).

***diadema* MEIGEN, 1830: 158 (*Chlorops*)**

"Von Hrn. von Winthem". - MEIGEN plate 211, fig. 3 (MORGE 1976b). - BECKER 1902: 319: "Type in Winthem's Sammlung".

Remarks: The author couldn't find specimens of this species. But ISMAY (1994: 8) recorded: "In the Naturhistorisches Museum, Vienna there is a female specimen labelled "*diadema* coll. Winthem type" which is considered a syntype".

***elongata* MEIGEN, 1830: 151 (*Chlorops*)**

"Von Hrn. von Winthem". - MEIGEN plate 211, fig. 2 (MORGE 1976b). - BECKER 1902: 317: "Nach der Winthem'schen Type".

Lectotype (hic designatus): ♂, "Coll. Winthem, elongata", "Type"[red label], "Centor elongata Meig. det. Becker", "elongata", "Cetema elongata Meig., ♂ Type det J.W. Ismay, 1980".

Paralectotype: 1 ex., "Coll. Winthem, elongata", "Type"[red label], "Centor elongata Meig. det. Becker".

Remarks: The lectotype is in good condition. The genitalia are prepared in Canada balsam on the same pin. Paralectotype: arista missing. ISMAY (1985) investigated the male, but did not designate a lectotype.

A good species, *Cetema elongatum* (MEIGEN, 1830).

***fasciola* MEIGEN, 1830: 154 (*Chlorops*)**

"Von Hrn. von Winthem". - MEIGEN plate 237, fig. 9 (MORGE 1976b). - BECKER 1902: 318: "2 Typen in Winthem's Sammlung".

Lectotype (hic designatus): ♂, "Coll. Winthem", "Type"[red label], "Oscinis glaberrima Meig. det. Becker", "fasciola".

Paralectotype: 1 ♀, "Coll. Winthem", "Type"[red label], "Oscinis glaberrima Meig. det. Becker".

Remarks: Both specimens are in good condition, the wings a little darkened, the middle femora with a dark band, the anterior and posterior femora entirely yellow.

A good species, *Rhopalopterus fasciola* (MEIGEN, 1830).

flavitarsis MEIGEN, 1830: 7 (*Camarota*)

"Vaterland: Paris und Marseille. Von Hrn. von Winthem, auch in meiner Sammlung". - MEIGEN plate 210, fig. 4 (MORGE 1976b). - BECKER 1902: 320: "1 ♂ in Paris; desgleichen 6 Exemplare in Wien".

Lectotype (hic designatus): ♂, "Coll. Winthem, Versailles".

Paralectotypes: 1 ♂, "Coll. Winthem, Madrid"; 1 ♂, "Coll. Winthem", "336"[disk]; 1 ♀, "Coll. Winthem, Versailles"; 1 ♀, "Coll. Winthem, flavitarsis", "Type"[red label], "Gallia", "Camarota flavitarsis Meig. Gallia"[old paper, not Meigen's hand], "190"[in pencil].

Remarks: The lectotype is in good condition.

Current interpretation: a synonym of *Camarota curvipennis* (LATREILLE, 1805).

flavitarsis MEIGEN, 1830: 161 (*Chlorops*)

"Von Hrn. von Winthem mehrere Exemplare..." - MEIGEN plate 211, fig. 6 (MORGE 1976b). - BECKER 1902: 320: "3 Exemplare in Winthem Sammlung".

Lectotype (hic designatus): ♂, "flavitarsis, Coll. Winthem", "Type", "flavitarsis Meig. det. Becker".

Paralectotype: 1 ♀, "flavitarsis, Coll. Winthem", "Type", "flavitarsis Meig. det. Becker".

Remarks: ISMAY (1994) mentioned 2 ♂♂ and 2 ♀♀, but I found only one specimen of each sex. The lectotype is in good condition, the frontal triangle is dull.

A good species, *Cryptonevra flavitarsis* (MEIGEN, 1830).

frontosa MEIGEN, 1830: 148 (*Chlorops*)

"Im Junius sehr selten; auch von Hrn. von Winthem". - MEIGEN plates 213, fig. 10; 276, fig. 15 (MORGE 1976b). - BECKER 1902: 317: "Nach Winthem'schen Typen."

Lectotype (hic designatus): ♂, "Paris", "frontosa, Coll. Winthem", "frontosa"[old paper, Meigen's hand?], "Type"[red label], "Anthracophaga frontosa Meig. det. Becker".

Remarks: The specimen is in good condition.

A good species, *Chlorops frontosus* MEIGEN, 1830.

fumipennis MEIGEN, 1830: 161 (*Chlorops*)

"Von Hrn. von Winthem". - MEIGEN plate 211, fig. 9 (MORGE 1976b). - BECKER 1902: 320: "1 Exemplar in Winthem's Sammlung."

Lectotype (hic designatus): ♀, "Coll Winthem, fumipennis", "fumipennis"[old paper], "Type"[red label], "Oscinis fumipennis var. frit L. det. Becker".

Remarks: Lectotype in good condition, wings a little brownish, legs black, only tips of all tibia and tarsi lighter. The gena is rather wide, as wide as the first flagellomere.

Current interpretation: a synonym of *Oscinella frit* (L.).

***glabra* MEIGEN, 1830: 149 (*Chlorops*)**

"Von Hrn. von Winthem". - MEIGEN plates 162, fig. 7; 211, fig. 18 (MORGE 1976a, b). - BECKER 1902: 317: "6 Exemplare der Winthem'schen Sammlung".

Lectotype (hic designatus): ♂, "glabra, Coll. Winthem", "Chloropisca glabra Meig. det. Becker", "glabra Mg. d. Duda".

Paralectotypes: 2 ♂♂, 1 ♀, "glabra, Coll. Winthem", "Chloropisca glabra Meig. det. Becker", "glabra Mg. d. Duda"; 1 ♀, "glabra, Coll. Winthem", "Chloropisca glabra Meig. det. Becker", "glabra Mg. d. Duda", "glabra" [old paper, Meigen's hand?].

Additional material: 1 ex., "cinctipes, Coll. Winthem", "Chloropisca glabra Meig. det. Becker", "glabra Mg. d. Duda".

Remarks: The lectotype is in good condition.

A good species, *Thaumatomyia glabra* (MEIGEN, 1830).

***geminata* MEIGEN, 1830: 141 (*Chlorops*)**

"Im Sommer selten". - MEIGEN plates 159, fig. 10; 211, fig. 19. - BECKER 1902: 316: "1 Weibchen in Paris".

Material examined: 1 ♂, "Coll. Winthem, geminata", "Halle", "geminata", "Chlorops geminata Meig. det. Becker"; 1 ♂, "Coll. Winthem, geminata", "Halle", "Chloropisca [sic!] geminata det. Becker".

Remarks: The male genitalia are visible. The specimens were collected in Halle, therefore they do not belong to the type series.

A good species; *Chlorops geminatus* (MEIGEN, 1830). The species is well distinguishable from *C. zonulatus* WAHLGREN, 1913 by the structure of male genitalia.

***hypostigma* MEIGEN, 1830: 141 (*Chlorops*)**

"Im Sommer und Herbst auf Schirmblumen". - MEIGEN plates 159, fig. 12; 211, fig. 20; 213, fig. 12 (MORGE 1976a, b). - BECKER 1902: 315: "1 copulirtes Pärchen auf einer Nadel im Pariser Museum; In Wien 17 Exemplare in Winthem's Sammlung".

Material examined: 15 exs., "Coll. Winthem, hypostigma", "hypostigma Meig. det. Becker", "hypostigma Mg. d. Duda"; 1 ex., "Coll. Winthem", "hypostigma Meig. det. Becker", "hypostigma Mg. d. Duda".

Remarks: Some specimens are damaged by beetles.

Three specimens, N 2524, in MHNP (pers.comm., L. Matile, 25.06.1996).

A good species, *Chlorops hypostigma* MEIGEN, 1830.

***interrupta* MEIGEN, 1830: 145 (*Chlorops*)**

"Von Marseille, von Hrn. von Winthem". - MEIGEN plate 213, fig. 9 (MORGE 1976b). - Becker 1902: 316: "4 Exemplare in Winthem Sammlung."

Lectotype (hic designatus): ♂, "Coll. Winthem, interrupta", "Marseille", "interrupta"[old paper, Meigen's hand?], "interrupta det. Becker", "interrupta Mg. ♂ d. Duda".

Paralectotypes: 2 ♂, "Coll. Winthem, interrupta", "interrupta det. Becker", "interrupta Mg. ♂ d. Duda".

Additional material: 1 ♂, "Coll. Winthem", "interrupta det. Becker", "interrupta Mg. ♂ d. Duda"; 1 ♀, "interrupta, Coll. Winthem", "interrupta Meig. det. Becker", "puncticornis Lw. nec interrupta Beck."[Duda's hand].

Remarks: The lectotype agrees with the description and is in good condition. One of the paralectotypes has no antennae and parts of the legs are missing. The female is *C. puncticornis* LOEW.

A good species, *Chlorops interruptus* MEIGEN, 1830.

laeta MEIGEN, 1830: 143 (*Chlorops*)

"Von Hrn. v. Winthem, von Paris und Lyon". - MEIGEN plate 211, fig 15 (MORGE 1976b). - BECKER 1902: 319: "In Winthem's Sammlung stecken 8 Exemplare".

Material examined: 3 exs., "Coll. Winthem, laeta"; 1 ex., "Coll. Winthem, laeta", "laeta"[old paper].

Remarks: These four specimens are *Thaumatomyia notata* MEIGEN, no specimen has geographical label Paris or Lyon and they do not agree with MEIGEN's description of *Chlorops laetus*. Therefore no lectotype can be designated. The type specimens were not located and are presumably destroyed.

Chlorops laetus is a distinct species with setulae on the anepisternum and easily to be recognized. BECKER (1902: 316) also wrote: "Schiner's Beschreibung von *Chlorops laeta* stimmt mit der Meigen'schen; es ist dieselbe Art, welche Loew als *Chl. discicornis* beschrieben hat".

lepida MEIGEN, 1830: 157 (*Chlorops*)

"Von Hrn. von Winthem". - MEIGEN plate 210, fig. 14 (MORGE 1976b). - BECKER 1902: 319: "1 Exemplar in Paris. 4 solche in Wien."

Lectotype (hic designatus): ♂, "Coll. Winthem, lepida", "lepida".

Paralectotypes: 1 ♂, 1 ex. without tip of abdomen, "Coll. Winthem, lepida".

Additional material: 7 exs., "Coll. Winthem".

Remarks: All specimens with black coxae and femora, other parts of legs yellow. They correspond with Meigen's description. The abdomen of the lectotype is a little damaged by beetles, otherwise it is in good condition. Almost all specimens have been labelled as *plumiger* MEIGEN by Becker and Duda.

A synonym of *Rhodesiella plumiger* (MEIGEN, 1830) as currently understood.

limbata MEIGEN, 1830: 150 (*Chlorops*)

Chlorops fulviceps v. ROSER, 1840

Chlorops brevimanus LOEW, 1866 **syn.n.**

"Von Hrn. Winthem mehrere Exemplare". - MEIGEN plates 211, fig. 13; 213, fig. 11 (MORGE 1976b). - BECKER 1902: 317: "1 Weibchen in Paris. In Winthem's Sammlung ebenfalls 1 Exemplar".

Lectotype (*hic designatus*): ♂, "limbata, Coll. Winthem", "Chlorops fulviceps v. Ros. det Becker", "fulviceps v. Ros ♂ det. Duda".

Paralectotype: 1 ♀, "Coll. Winthem", "fulviceps v. Roser det Becker", "fulviceps v. Roser d. Duda".

Remarks: The lectotype corresponds with MEIGEN'S description. MEIGEN (1830) mentioned "die kleine Seitenstrieme [on Notum] fehlt". In the investigated specimen the small lateral stripe is not to be seen, because the pin enters in this part of the thorax. Its condition is good and the asymmetrical claws on male anterior tarsi are a very specific character for the species.

BECKER (1910) synonymized this species with *Lasiosina cinctipes* MEIGEN on the basis of the type specimen in MHNP, but on MEIGEN'S coloured figures the frontal triangle is entirely black. This is not characteristic for *L. cinctipes*. *Chlorops limbatus* MEIGEN, 1830 must be treated as a good species.

lucens MEIGEN, 1830: 1 (*Lipara*)

"Vaterland: die Gegend von Braunschweig; Herr von Winthem theilte mir das einzige Exemplar seiner Sammlung mit". - MEIGEN plate 210, fig. 5 (MORGE 1976b). - BECKER 1902: 249: "In Paris keine Type. - In Wien sind 3 Exemplare..."

Holotype: ♀, "Type"[red label], "*Lipara lucens* Meig. Braunschweig. 189"[old paper], "lucens, Coll. Winthem", "Braunschweig".

Additional material: 1 empty puparium, "lucens, Coll. Winthem", "Braunschweig"; 1 ♀, "Braunschweig", "lucens, Coll. Winthem"; 1 ♀, "lucens, Coll. Winthem", "Lyon"; 2 exs., "Coll. Winthem".

Remarks: Holotype is in good condition.

A good species, *Lipara lucens* MEIGEN, 1830.

nigra MEIGEN, 1830: 26 (*Platycephala*), *syn.n.*

"Vaterland: Pariser Gegend; von Hrn. von Winthem". - MEIGEN plate 209, fig. 3 (MORGE 1976b). - BECKER 1902: 254: "In Paris keine Type. - 1 Exemplar in Winthem's Sammlung".

Lectotype (*hic designatus*): ♀, "Coll. Winthem, nigra", "Paris", "N 28 Paris"[brownish paper], "nigra M (NB Original)".

Remarks: The specimen is *Platycephala umbraculata* (FABRICIUS). It is darker coloured and a little larger in size than common specimens of the species, but has no other distinguishing characters.

Platycephala nigra *syn.n.* is a junior synonym of *Platycephala umbraculata* (FABRICIUS, 1794).

notata MEIGEN, 1830: 144 (*Chlorops*)

"Von Hrn. von Winthem mehrere Exemplare". - MEIGEN plate 211, fig. 17 (MORGE 1976). - BECKER 1902: 316: "3 Exemplare in Winthem's Sammlung".

Lectotype (*hic designatus*): ♂, "notata", "Coll. Winthem, notata", "Chloropisca circumdata Meig. det. Becker", "notata Mg. det. Duda", "notata"[old paper], "Marseille", "Type"[red label].

Additional material: 1 ♀ "Coll. Winthem, notata", "Chloropisca circumdata Meig. det. Becker", "notata Mg. det. Duda", "Marseille"; 1 ♀, "Coll. Winthem, notata", "Chloropisca circumdata Meig. det. Becker",

"notata Mg. det. Duda", "Type"[red label]; 1 ♀, "Coll. Winthem, notata", "Chloropisca circumdata Meig. det. Becker", "notata Mg. det. Duda"; 1 ♂, "notata ?"; 1 ♀, "notata ?".

Remarks: Lectotype in condition good. The lectotype agrees with MEIGEN's description. Antennae yellow, first flagellomere blackish above, stripes on scutum black, abdomen black dorsally. Scutellum flat, with apical setae close together. Frontal triangle yellow, with three dark stripes, two along sides and one in the middle. The frontal triangle in MEIGEN's plate is quite consistent with the colour of the triangle of the type specimen. The gena is equal to 1/2 of the length of the first flagellomere.

Additional material: The first 3 specimens have a black first flagellomere and narrower gena. Because of that I hesitate to designate them as paralectotypes.

A good species, *Thaumatomyia notata* (MEIGEN, 1830), with a wide geographical distribution, very variable in colour and width of gena. The relationships of this species with *ornata* MEIGEN and *circumdata* MEIGEN, usually treated as synonyms of the former, are not clear.

***ornata* MEIGEN, 1830: 152 (*Chlorops*)**

"Von Hrn. Justizrath Wiedemann". - MEIGEN plate 160, fig. 8 (MORGE 1976a). - BECKER 1902 : 318: "1 Type...findet sich in Winthem's Sammlung".

Lectotype (hic designatus): ♂, "ornata / Coll. Winthem", "ornata M"[old paper], "Type"[red label], "Chloropisca circumdata Meig. det. Becker", "notata Mg. det. Duda".

Additional material: 1 ♀, "ornata / Coll. Wiedem[ann]", "ornata", "Kiel", "pratorum Meig. det. Becker".

Remarks: The lectotype is in good condition and agrees with MEIGEN's description: first flagellomere black, stripes on scutum black, abdomen dorsally yellow, with dark bands. Frontal triangle mostly yellow, with black ocellar tubercle and black middle stripe. Gena as narrow as the diameter of the anterior tibia. Scutellum flat, with two apical setae close together.

Additional material: The specimen is a female of *Meromyza sororcula* FEDOSEEVA (spot on meron dark brown). The specimen does not correspond with MEIGEN's description of *ornata*.

Current interpretation: a synonym of *Thaumatomyia notata* (MEIGEN, 1830), but the relationships between these two species are not quite clear.

BECKER (1902: 317, 318) mentions that *ornata* MEIGEN is "eine *Chlorops* und keine *Chloropisca*". This is unclear to me. Later BECKER (1910) synonymized *ornata* with *Chlorops taeniopus* MEIGEN on the basis of the type specimen in the Winthem's collection.

***phaeoptera* MEIGEN, 1830: 153 (*Chlorops*)**

"Herr Baumhauer fing mehrere Exemplare in der Provence". - MEIGEN plate 160, fig. 6 (MORGE 1976a). - BECKER 1902: 318: "1 gut erhaltenes Weibchen der Pariser Sammlung. In der Winthem'schen Sammlung stecken 2 Exemplare".

Lectotype (hic designatus): ♂, "Coll. Winthem, phaeoptera", "Capnoptera scutata Rossi det. Becker", "Marseille"[old paper], "phaeoptera".

Paralectotype: 1 ♀, "Coll. Winthem, phaeoptera", "Capnoptera scutata Rossi det. Becker".

Remarks: The lectotype agrees with MEIGEN's description. The first flagellomere of the paralectotype is 1 ¼ as long as wide.

PONT (1986: 203) recorded that a part of Diptera from Baumhauer's collection is in Leiden, but he and HERTING (1972: 1) accepted that a part of Baumhauer's material is in MEIGEN's collection in Paris, because Meigen "allowed himself to keep duplicates and interesting specimen". There is also no reason for not regarding specimens in the Winthem collection as being syntypes, if they agree with the original description. L. Matile (pers.comm., 25.06.1996). records 1 specimen in MHNP, but without Baumhauer's label.

Current interpretation: a synonym of *Capnoptera scutata* (ROSSI, 1790).

plumiger MEIGEN, 1830: 153 (*Chlorops*)

"Von Prof. Wiedemann, auch vom Oberlehrer Ruthe in Berlin". - BECKER 1902: 318: "In Winthem's Sammlung ist ein Weibchen...".

Lectotype (hic designatus): ♀, "Coll. Winthem, plumiger", "plumiger M"[old paper], "plumiger Meig. det. Becker", "plumiger Meig. ♀ det. Duda".

Additional material: 3 ♂♂, 4 ♀♀, "Coll. Winthem", "plumiger det. Becker", "plumiger Mg. d. Duda".

Remarks: The lectotype is in good condition. The specimen agrees with MEIGEN's description, the coxae and femora are black, the tibia and tarsi yellow, but the last joint of all tarsi is a little darkened.

I couldn't find a specimen with label "Coll. Wiedemann", but as the collection of Wiedemann was bought by Winthem, there is possibly a specimen from Wiedemann's collection.

Additional material: I do not consider them as paralectotypes.

A good species, *Rhodesiella plumiger* (MEIGEN, 1830) correctly understood by recent authors.

pratensis MEIGEN, 1830: 156 (*Chlorops*)

"Von Hrn. von Winthem". - MEIGEN plate 216, fig. 13 (MORGE 1976b). - BECKER 1902: 318: "1 Exemplar in Winthem's Sammlung".

Lectotype (hic designatus): ♀, "Coll. Winthem, pratensis", "pratensis"[old paper], "Type"[red label], "Oscinella pratensis Meig. det. Becker".

Remarks: The lectotype is in good condition and agrees with MEIGEN's description. All femora are black except at the tip. The anterior and middle tibiae are yellow, the posterior tibia has a dark band in the middle. The gena is as wide as the diameter of the anterior tibia.

Current interpretation: a synonym of *Conioscinella frontella* (FALLEN, 1820).

pubescens MEIGEN, 1830: 4 (*Eurina*)

"Aus der Gegend von Halle". - MEIGEN plate 209, fig. 4 (MORGE 1976b). - BECKER 1902: 249: "In Paris keine Type. - In Wien 2 Exemplare...".

Lectotype (hic designatus): ♀, "Coll. Winthem, pubescens", "Halle", "Type"[red label], "Eurina pubescens Meig. Halle"[nearly 20x20 mm, old greenish-grayish paper].

Additional material: 1 ♀, "Coll. Winthem, pubescens", "Silesia".

Remarks: The lectotype is in excellent condition, it agrees with MEIGEN's description.

Because of the geographical label "Silesia", it is unlikely that the other female is part of Meigen's original series. I do not consider it as paralectotype.

A good species, *Trichieurina pubescens* (MEIGEN, 1830), correctly recognized by recent authors.

***pusilla* MEIGEN, 1830: 157 (*Chlorops*)**

"Von Hrn. von Winthem; auch hier...". - MEIGEN plate 216, fig. 17 (MORGE 1976b). - BECKER 1902: 319: "1 zerstörte Type in Paris. 1 Exemplar in Wien...".

Type: 1 ♂, "Coll. Winthem, pusilla", "pusilla", "pusilla var. frit L. det. Becker".

Remarks: The specimen is in good condition. It is an *Oscinella* with very narrow gena, equal to diameter of anterior tibia, all femora are black, the anterior and middle tibiae and all tarsi are yellow, the posterior tibiae are black with a yellow tip. According to MEIGEN's description, all tibiae and tarsi are yellow (no *Oscinella* with such coloration of legs is known in the European fauna), but in MEIGEN's figure, the base of hind tibiae is slightly darkened, as in the specimen examined.

MEIGEN's specimen of *pusilla* is smaller than *Oscinella frit* L. For *Chlorops frit* MEIGEN recorded "1/2 Linie" (p. 160), for *pusilla*: "Kaum 1/2 Linie".

This specimen belongs to the species known as *Oscinella cariciphila* COLLIN, 1946.

Most authors treat as *Oscinella pusilla* a species of *Oscinella* with gena equal in depth to the first flagellomere, entirely yellow anterior and middle tibiae, and posterior tibiae yellow with a black middle band. *O. pusilla* in this interpretation is a widely distributed, common species, well known as a pest of cereals. This name is widely used in agricultural publications. In order to conserve this important name it is necessary to request the ICZN to reject the existing syntypes and to designate a neotype of *Chlorops pusilla* MEIGEN in accordance with the accepted usage (ICZN § 79a).

***quadrivittata* MEIGEN, 1830: 161 (*Chlorops*)**

"Von Hrn Justizrath Wiedemann". - MEIGEN plate 272, fig. 12 (MORGE 1976b). - BECKER 1902: 319: "1 Exemplar in Winthem's Sammlung".

Lectotype (hic designatus): ♀, "Coll. Winthem, 4-vittata", small pink tag, "4-vittata"[old paper], "Notonaulax trilineata Mg. Becker det".

Remarks: The specimen is in excellent condition. It has strong marked dark brown stripes on the scutum, brown scutellum, notopleural bristles 1(+1)+2. The second dorsal anterior seta is 1/2 as long as the ventral one. Such dark coloured specimens are usually collected in spring in wet places, as I have observed. I designate this specimen as lectotype of *Chlorops quadrivittata*.

This specimen was designated as lectotype of *Chlorops trilineata* MEIGEN by DELY-DRASKOVITS (1981) (see there). The specimen is not labelled accordingly by Dely-Draskovits, but the description of the specimen and of the labels leaves no doubt that she meant this specimen. Dely-Draskovits read "4-vittata" as "avittata" but Meigen described no species with epithet *avittata*.

Aphanotrigonum quadrivittatum (MEIGEN, 1830) is a synonym of *A. trilineatum* (MEIGEN) as interpreted by many authors. The species name *quadrivittata* has page priority, but this name was not in use and the name *trilineata* is widely used. Because of that I propose to leave the name *trilineata* as the valid one. Action of ICZN should be asked to suppress the name *quadrivittata*.

rufipes MEIGEN, 1830: 154 (*Chlorops*)

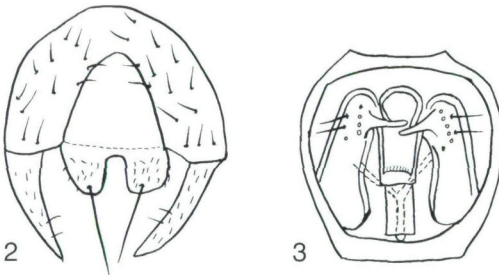
"Von Hrn. von Winthem zwei Exemplare; auch hier einmal auf einer Wiese". - MEIGEN plate 210, fig. 12 (MORGE 1976b). - BECKER 1902: 318: "1 Weibchen in Paris, 4 Exemplare in Winthem's Sammlung".

Lectotype (hic designatus): ♂, "Coll. Winthem, rufipes".

Paralectotypes: 2 ♂♂, "Coll. Winthem, rufipes"; 1 ♀, "Coll. Winthem, rufipes", "Oscinis gilvipes det. Becker".

Additional material: 1 ♂, "Coll. Winthem, rufipes", "rufipes mihi" [old paper], "Elachiptera cornuta Fall. ♂ det. Duda".

Remarks: Additional material (1 ♂): The antennae are missing, but the structure of frons and scutellum are typical for *Elachiptera cornuta* FALLEN. Because MEIGEN's description of *rufipes* contains no mention of a thick pubescent arista, I consider this specimen does not agree with the original description and is not considered to be a syntype. The specimen of *rufipes* in MHNP is *Conioscinella mimula* COLLIN (pers. comm., H. Andersson, Lund).



Figs. 2 - 3: *Oscinisoma cognatum*, lectotype of *Chlorops rufipes*, male genitalia: (2) epandrium, (3) hypandrium.

I labelled and designated a male as lectotype of *rufipes*. The specimen is in good condition, the genitalia are in a tube with glycerol on the same pin. Paralectotypes: 2 ♂♂, 1 ♀.

All four specimens belong to the genus *Oscinisoma*, have shining postpronotal lobe and entirely yellow legs. The males have yellow antennae and palpi. The female has blackish palpi and the first flagellomere is darkened on the dorsal side.

ISMAY (1976) gave good characters in the structure of the male genitalia to distinguish *Oscinisoma cognata* MEIGEN and *O. gilvipes* LOEW. I investigated the male genitalia of two males of *rufipes*. They are the same and differ from the male genitalia of *Oscinisoma gilvipes* LOEW. ISMAY's drawing of *O. cognata* MEIGEN is not exact in details, but seems to be identical with my drawing of the lectotype of *Chlorops rufipes* MEIGEN (Figs. 2, 3). Unfortunately the lectotype and paralectotype of *O. cognata* MEIGEN are both females (see under *cognata*). So no direct comparison is possible, but I think *rufipes* is a junior synonym of *Oscinisoma cognatum* (MEIGEN, 1830).

scalaris MEIGEN, 1830: 145 (*Chlorops*)

"Nicht selten". - MEIGEN plate 159, fig. 11 (MORGE 1976a). - BECKER 1902: 316: "5 Exemplare in Winthem's Sammlung".

Lectotype (hic designatus): ♀, "Coll. Winthem, scalaris", "scalaris"[old paper], "Chlorops scalaris Meig. det. Becker", "scalaris Mg. d. Duda".

Paralectotypes: 4 ♀♀, "Coll. Winthem, scalaris", "Chlorops scalaris Meig. det. Becker", "scalaris Mg. d. Duda".

Remarks: All specimens agree with MEIGEN's description and are in good condition.

A good species, *Chlorops scalaris* MEIGEN, 1830, correctly recognized by recent authors.

BECKER mentioned no specimens in Paris, but L. Matile (pers.comm., 25.06.1996) records one specimen N 2527 in MHNP. Dr. J.W. Ismay has seen this specimen (letter of 28.10.1996 to Dr. R. Contreras-Lichtenberg). According to him the specimen is damaged: no antennae, only one wing, damaged tip of abdomen, sex cannot be determined.

***socia* MEIGEN, 1830: 155 (*Chlorops*)**

"Von Hrn. von Winthem". - MEIGEN plate 216, fig. 26 (MORGE 1976b). - BECKER 1912: 318: "1 Expl. in Winthem's S."

Lectotype (hic designatus): ♂, "Coll. Winthem, socia", "socia"[old paper], "Oscinis sp. ? det. Becker", "socia Meig. Type = albipalpis Mg. det. Duda".

Remarks: There is some evidence of beetle damage to the thorax but otherwise it is in rather good condition.

The specimen is a male of the common species *Incertella albipalpis* (MEIGEN) and I agree with this synonymy. MEIGEN's mention "Glänzend schwarz" does not quite correspond with the lectotype, but other characters are in agreement with the description.

The investigation of the type-specimen confirms current interpretation of this species as a junior synonym of *Incertella albipalpis* (MEIGEN, 1830).

Becker's species *Chlorops socius* BECKER, 1912 is a primary junior homonym of *Chlorops socius* MEIGEN, 1830. I shall return to this name in my next paper on Duda's types of Chloropidae.

***speciosa* MEIGEN, 1830: 146 (*Chlorops*)**

"Herr Baumhauer fing sie ... zu Fontainebleau". - MEIGEN plate 159, fig. 1 (♀) (MORGE 1976a). - BECKER 1902: 316: "1. Weibchen in Paris... In Winthem's Sammlung... ein gleiches Exemplar."

Lectotype (hic designatus): ♀, "Coll. Winthem, speciosa", "speciosa"[old paper], "Paris", "Chlorops speciosa Meig. det. Becker", "speciosa Mg. ♀ d. Duda".

Additional material: 2 exs., "Coll. Winthem", "Norv. Dowre", "speciosa det. Becker", "speciosa Mg. d. Duda"; 1 ex., "Coll. Winthem", "strigula", "speciosa det. Becker", "speciosa Mg. d. Duda".

Remarks: The lectotype is in good condition.

Additional material: They are *Chlorops speciosus* MEIGEN, but I do not consider them as syntypes. The "Norv. Dowre" - specimens are dark coloured with the stripes on the scutum nearly fused. 1 specimen in MHNP, but without Baumhauer's label (pers. comm., L. Matile, 25.06.1996).

A good species, *Chlorops speciosus* MEIGEN, 1830, correctly recognized by recent authors.

***taeniopus* MEIGEN, 1830: 144 (*Chlorops*)**

"Von Hrn. v. Winthem, auch hier". - MEIGEN plate 211, fig. 14 (MORGE 1976b). - BECKER 1902: 316: "1 Weibchen in Paris. In Winthem's Sammlung stecken 8 Exemplare...".

Lectotype (hic designatus): ♂, "Coll. Winthem, taeniopus", "taeniopa Meig. det. Becker", "taeniopus Mg. det. Duda", "taeniopus"[old paper].

Paralectotypes: 3 ♂♂, 2 ♀♀, "Coll. Winthem, taeniopus", "taeniopa Meig. det. Becker", "taeniopus Mg. det. Duda"; 1 ♀, "Coll. Winthem, taeniopus", "Marseille", "taeniopa Meig. det. Becker", "taeniopus Mg. det. Duda".

Additional material: 4 exs., "Coll. Winthem, strigula"; 1 ♂, "Coll. Winthem, lineata", "O. lineata", "Suecia"; 8 exs., "Coll. Winthem".

Remarks: Lectotype and paralectotype-specimens agree with MEIGEN's description. The lectotype is in excellent condition.

Additional material: All these specimens are *Chlorops pumilionis* (BJERKANDER, 1778). They do not belong to the type series. I found no specimen of this species labelled as *ornata*.

A junior synonym of *Chlorops pumilionis* (BJERKANDER, 1778) as correctly interpreted by recent authors.

***tarsata* MEIGEN, 1826: 399 (*Homalura*)**

"Herr Megerle v. Mühlfeld schickte diese Art aus Österreich unter dem Namen *Planuria tarsata*". - MEIGEN plate 139, fig. 2 (MORGE 1976a). - BECKER 1902: 249: "Eine Type dieser Gattung fand ich nicht vor."

Remarks: The type-specimen was not found in NHMW. HERTING (1972) and PONT (1986) recorded that Megerle's material was probably destroyed in 1848.

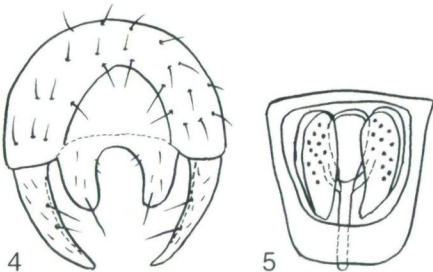
***trilineata* MEIGEN, 1830: 162 (*Chlorops*)**

Aphanotrigonum beschovskii DELY-DRASKOVITS, 1981 **syn.n.**

"Von Hrn. von Winthem". - MEIGEN plate 210, fig. 11 (MORGE 1976b). - BECKER 1902: 320: "7 Exemplare in Winthem's Sammlung".

Lectotype (hic designatus): ♂, "Coll. Winthem, trilineata", "Type", "trilineata det. Becker".

Paralectotypes: 2 ♂♂, 3 ♀♀, "Coll. Winthem, trilineata", "Type", "trilineata det. Becker"; 1 ♀, "Coll. Winthem, trilineata", "Type", "trilineata det. Becker", "Paratypus, ♀, *Aphanotrigonum beschovskii* Dely-Draskovits".



Figs. 4 - 5: *Aphanotrigonum trilineatum*, lectotype, male genitalia: (4) epandrium, (5) hypandrium.

DELY-DRASKOVITS (1981) investigated Meigen's type specimens, but it seems she had not seen all of them. She erroneously designated as lectotype of *trilineata* the specimen with label *quadrivittata* MEIGEN (see under this species, *avittata* is error!). DELY-DRASKOVITS also described the closely related species *Aphanotrigonum beschovskii* and one syntype (♀) of *Chlorops trilineata* was designated by her as a paratype of *A. beschovskii*.

As the main differences between *A. trilineatum* and *A. beschovskii* (DELY-DRASKOVITS, 1981), the presence of the second (dorsal) anterior

notopleural seta and shorter cerci in the male genitalia in *A. trilineatum* MEIGEN are mentioned. But both characters are very variable and therefore these species are conspecific in my opinion.

I investigated the male genitalia of two specimens with label "Coll. Winthem", both specimens have small second (dorsal) anterior notopleural seta and rather long cerci (Figs. 4, 5) as DELY-DRASKOVITS illustrated for *A. beschovskii*. One of these males is designated herewith as lectotype. The scutellum is damaged as the pin goes through it, but otherwise its condition is good.

vindicata MEIGEN, 1830: 160 (*Chlorops*)

"Im September.... sehr häufig, auch von Hrn. von Winthem und vom Oberlehrer Ruthe in Berlin". - MEIGEN plates 211, fig. 8; 216, fig. 10; 220, fig. 17 (MORGE 1976b). - BECKER 1902: 319: "Im Pariser Museum 1 Weibchen; in Winthem's Sammlung 6 Exemplare..."

Lectotype (hic designatus): ♂, "Coll. Winthem, vindicata", "Type"[red label], "Oscinis frit L. det. Becker".

Paralectotypes: 1 ♂, 3 ♀♀, "Coll. Winthem, vindicata", "Type"[red label], "Oscinis frit L. det. Becker".

Additional material: 1 ♂, "vindicata", "minutissima Str. det. Becker"; 2 ♀♀, "vindicata".

Remarks: All specimens (except additional material) correspond with *Oscinella hortensis* COLLIN as treated by recent authors. They are typical *Oscinella* - specimens and have the gena a little narrower than the first flagellomere, yellow anterior and middle tibia and black posterior tibia with yellow tip.

Additional material: The male is *Calamoncosis glyceriae* NARTSHUK and it does not agree with MEIGEN's description: "Fühler schwarz" and only "Hinterschienen schwarz". The females are *Conioscinella frontella* FALLEN, they also do not agree with MEIGEN's description. These three specimens do not seem to belong to the type series and are not considered as paralectotypes of *Chlorops vindicata* MEIGEN.

vitripennis MEIGEN, 1830: 155 (*Chlorops*)

"Von Hrn. von Winthem, ein Weibchen". - MEIGEN plate 237, fig. 5 (MORGE 1976b). - BECKER 1902: 318: "1 Exempl. in Wien".

Holotype: ♀, "Holotype", "Coll Winthem, vitripennis", "vitripennis", "Oscinis cognata Meig. det. Becker".

Remarks: The specimen is in good condition, the postpronotal lobe is shining and the palpi are dark. The specimen agrees with MEIGEN's description.

Current interpretation: a synonym of *Oscinisoma cognatum* (MEIGEN, 1830). The investigation of the holotype confirms this synonymy.

References

- BECKER, TH. 1902: Die Meigen'schen Typen der sogen. Muscidae acalypterae Muscaria holometopa in Paris und Wien. - Zeitschrift für systematische Hymenopterologie und Dipterologie, 2: 209-256; 289-320: 337-355.
- BECKER, TH. 1910: Chloropidae. Eine monographische Studie. I Teil. Palaearktische Region. - Archivum Zoologicum, Budapest. 1(10): 33-174.

- DELY-DRASKOVITS, A. 1977: Neue Palaearktische Arten in der Gattung *Lasiosina* BECKER, 1910 (Diptera: Chloropidae). – Acta Zoologica Academiae Scientiarum Hungaricae 23(3-4): 267-278.
- DELY-DRASKOVITS, A. 1981: Revision der Palaearktischen Arten der Gattung *Aphanotrigonum* DUDA, 1932, und *Aphanotrigonella* NARTSHUK, 1964 (Diptera: Chloropidae). – Acta Zoologica Academiae Scientiarum Hungaricae 28(1-2): 115-138.
- DELY-DRASKOVITS, A. 1983: Revision der Typen der Palaearktischen Arten der Gattung *Tricimba* LIOY, 1864 (Diptera: Chloropidae). – Acta Zoologica Academiae Scientiarum Hungaricae 29(4): 327-355.
- DUDA, O. 1932 - 1933: 61. Chloropidae. In: E. LINDNER (ed.): Die Fliegen der Palaearktischen Region. 6(1): 1-248.
- ISMAY, J.W. 1976: A revision of *Oscinisoma* (Diptera, Chloropidae) in Britain. – Entomologist's Gazette 27: 107-112.
- ISMAY, J.W. 1985: The identity of *Cetema elongata* (MEIGEN) (Dipt., Chloropidae). – Entomologist's Monthly Magazine 121: 35-38.
- ISMAY, J.W. 1994: A revision of the British *Neohaplegis* BESCHOVSKI and *Cryptonevra* LIOY (Dipt., Chloropidae). – Entomologist's Monthly Magazine 130: 1-19.
- MEIGEN, J.W. 1826: Systematische Beschreibung der bekannten europäischen zweiflügeligen Insekten. 5. Hamm. pp. XII+1 - 412.
- MEIGEN, J.W. 1830: Systematische Beschreibung der bekannten europäischen zweiflügeligen Insekten. 6. Hamm. pp. IV+1 - 401.
- MORGE, G. 1974: Johann Wilhelm Meigen. – Beiträge zur Entomologie 24. Sonderheft: 93-160.
- MORGE, G. 1976a: Dipteren-Farbtafeln nach den bisher veröffentlichten Original-Handzeichnungen MEIGENS; "JOHANN WILHELM MEIGEN: Abbildung der europäischen zweiflügeligen Insekten, nach der Natur" Pars II. Farbtafeln LXXXI - CLX. – Beiträge zur Entomologie, Berlin 26 (1976)1, S. 441.
- MORGE, G. 1976b: Dipteren-Farbtafeln nach den bisher veröffentlichten Original-Handzeichnungen MEIGENS; "JOHANN WILHELM MEIGEN: Abbildung der europäischen zweiflügeligen Insekten, nach der Natur" Pars III. Farbtafeln CLXI - CCCV. – Beiträge zur Entomologie, Berlin 26 (1976)2, S. 543.
- NARTSHUK, E.P. 1970: Revision of type-specimens of Chloropidae (Diptera) described by TH. BECKER and O. DUDA from the collection of the Zoological Institute, Academy of Sciences of the USSR. – Entomologicheskoe Obozrenie 49 (2): 459-470 (in Russian).
- NARTSHUK, E.P. 1984: Family Chloropidae. In: SOÓS A., & PAPP L. (eds.): Catalogue of Palaeartic Diptera. Budapest. 10: 222-298.
- NARTSHUK, E.P. 1994: Revision of the Chloropidae described by von Roser from Württemberg with lectotype designations (Diptera). – Zoosystematica Rossica. 3(1): 153-158.
- PONT, A.C. 1986: A revision of the Fanniidae and Muscidae described by J.W. Meigen (Insecta: Diptera). – Annalen des Naturhistorischen Museums in Wien 87: 197-253.