

# The Product Overview



**Overhead travelling cranes**

**HB light crane systems**

**Jib cranes**

**Electric wire rope hoists**

**Electric chain hoists**

**Lightweight mobile gantries**

**Monorail trolley track for linear material flow**

**ABUS**  
MOVING ON UP



# Contents

**Overhead travelling cranes:**  
pages 4 to 7

**Load capacity:** up to 120 t \*  
**Span:** up to 40 m \* (depending on load capacity)  
**Applications:** area-coverage material handling  
**Characteristics:** comprehensive standard and optional equipment to suit individual applications

\* Details of higher load capacities and wider spans on application.

**HB light crane systems:**  
pages 8 to 11

**Load capacity:** up to 2 t  
**Span:** up to 22 m (depending on load capacity)  
**Applications:** area-coverage and linear point-to-point material handling  
**Characteristics:** versatile and adaptable, designed for modular extension, wide range of suspensions, low headroom, comprehensive standard and optional equipment

**Jib cranes:**  
pages 12 to 15

**Load capacity:** up to 6.3 t  
**Jib length:** up to approx. 10 m  
**Applications:** localised swept area coverage  
**Characteristics:** slewing range up to 360°, depending on model

**Electric wire rope hoists:**  
pages 16 to 19

**Load capacity:** up to 120 t  
**Characteristics:** favourable dimensions, comprehensive standard and optional equipment

**Electric chain hoists:**  
pages 20 to 21

**Load capacity:** up to 4 t  
**Characteristics:** low headroom, dual lifting speeds as standard feature, ready for installation, comprehensive standard and optional equipment

**Lightweight mobile gantries:**  
page 22

**Load capacity:** up to 2 t  
**Characteristics:** with four steerable stop rollers, easy to move, height and width can be adapted to customers' requirements

**Monorail trolley track for linear material flow:**  
page 23

**Load capacity:** up to 16 t  
**Characteristics:** allows flexible and individual planning, many options for fixing, extensive standard and optional equipment

**Accessories:**  
pages 24 to 25

ABUS optional equipment

**Services:**  
pages 26 to 27

ABUS services

# ABUS overhead travelling cranes. The solution for difficult tasks.

ABUS ZLK double-girder travelling crane





ABUS overhead travelling cranes can lift, handle and lower loads of up to 120 tonnes\*. Four main types are available: these include single-girder travelling cranes, double-girder travelling cranes for heavy-duty work and wide spans and underslung travelling cranes for buildings with special conditions. The fourth main type is the wall travelling crane, installed on a separate crane track beneath the other types in order to optimise material handling.

- **Load capacity:** up to 120 t max. \*
- **Span:** up to 40 m \*  
(depending on load capacity)
- **Applications:** mainly for area-coverage material handling within buildings
- **Characteristics:** comprehensive standard and optional equipment to suit individual applications

\* Details of higher load capacities and wider spans on application.



ABUS EWL wall travelling crane

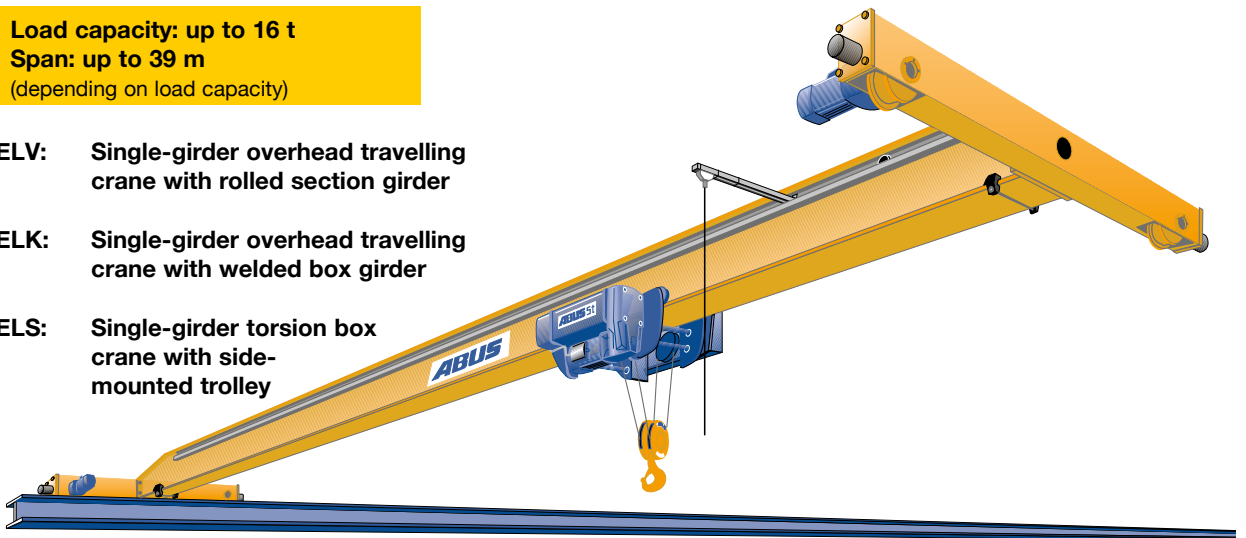


ABUS ELK single-girder travelling cranes

## ABUS single-girder overhead travelling cranes

**Load capacity: up to 16 t**  
**Span: up to 39 m**  
(depending on load capacity)

- ELV:** Single-girder overhead travelling crane with rolled section girder
- ELK:** Single-girder overhead travelling crane with welded box girder
- ELS:** Single-girder torsion box crane with side-mounted trolley




- wide range of connection variants for optimum adaptation to local conditions
- very high hook positions possible

## ABUS double-girder overhead travelling cranes

\* Details of higher load capacities and wider spans on application.

**Load capacity: up to 120 t \***  
**Span: up to 40 m \***  
(depending on load capacity)

- ZLK:** Double-girder overhead travelling crane with welded box girder




- easy to install accessories
- high crane and trolley travel speeds possible
- wide range of connection variants for optimum adaptation to local conditions
- very high hook positions possible

# ABUS underslung overhead travelling cranes

**Load capacity: up to 8 t**  
**Span: up to 25 m**  
 (depending on load capacity)

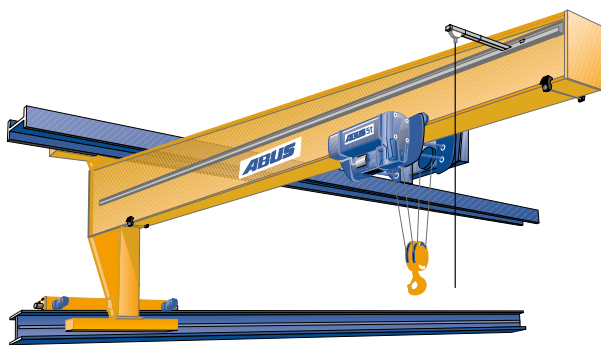
- DLVM:** Underslung overhead travelling crane for lighter loads
- EDL:** Underslung overhead travelling crane for heavier loads



- crane track mounted on ceiling
- short side approach dimensions, allowing optimum utilization of building width
- the ideal solution for buildings with difficult or tight conditions

## ABUS EWL wall travelling crane

**Load capacity: up to 5 t**  
**Track length: up to 12 m**  
 (depending on load capacity)



- installed on its own track beneath other types of travelling crane
- ideal for use as a workplace crane serving several work stations

## ABUS single-girder semi-goliath crane (box girder) EHPK

**Load capacity: up to 10 t**  
**Track length: up to 15 m**  
 (depending on load capacity)



# ABUS HB light crane system. You can always extend a really smart system.

ABUS EHB single-girder crane



1: ABUS ZHB-X raised up double-girder crane



2: ABUS ZHB double-girder crane








ABUS HB is a modular system which allows you to build up a complete tailor-made material handling solution to suit your requirements. The system can be adapted to the conditions and dimensions of almost any application and reliably mounted on a wide variety of different ceilings.

The main advantage of an ABUS HB system is that it can easily be extended and adapted at any time, allowing it to grow with your business.



**6: ABUS single girder rolling beam crane system EHB-I**



**5: ABUS double girder rolling beam crane system ZHB-I**

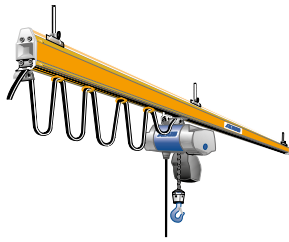


**4: ABUS EHB-X raised up single-girder crane**



**3: ABUS monorail**

## for linear point-to-point coverage




**Load capacity: up to 2 t**

### ABUS monorail

- curves are possible on the track
- low headroom
- wide suspension spacing
- optional electric hoist travel

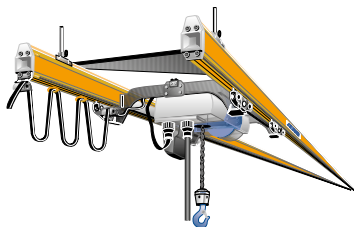
## for area coverage



**Load capacity: up to 1,25 t**  
**Crane girder length: up to 10 m**  
(depending on load capacity)

### ABUS EHB single-girder crane

- very light crane; ideal for use in lightweight buildings
- easy to move manually
- low headroom
- short end approach dimensions
- wide suspension spacing



**Load capacity: up to 2 t**

### ABUS double-rail

- wide suspension spacing
- chain hoist installed between rails for improved lift height
- optional electric hoist travel
- optional mobile control

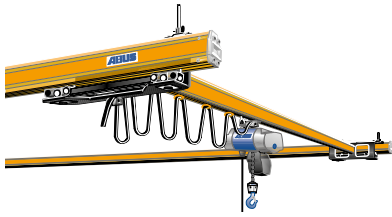


**Load capacity: up to 2 t**  
**Crane girder length: up to 12 m**  
(depending on load capacity)

### ABUS ZHB double-girder crane

- chain hoist installed between crane girders for improved lift height
- very low headroom
- optional electric long + cross travel
- optional mobile control


## for area coverage



**Load capacity: up to 1 t**  
**Crane girder length: up to 8 m**  
 (depending on load capacity)

### ABUS EHB-X raised up single-girder crane


- stooped up crane for optimum use of available space
- easy to move manually
- ultra low headroom
- short end approach dimensions
- wide suspension spacing
- optional electric long + cross travel
- optional mobile control



**Load capacity: up to 1 t**  
**Crane girder length: up to 10 m**  
 (depending on load capacity)

### ABUS single girder rolling beam crane system EHB-I


- Very low self weight, ideal for lightweight construction buildings
- easy to move manually
- standard 'I' beams utilised as downshop crane tracks
- favourable approach dimensions



**Load capacity: up to 2 t**  
**Crane girder length: up to 8 m**  
 (depending on load capacity)

### ABUS ZHB-X raised up double-girder crane

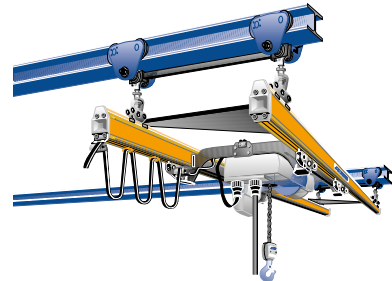
- stooped up crane for optimum use of available space
- ultra low headroom
- wide maximum suspension spacing
- optional electric long + cross travel
- optional mobile control



**Load capacity: up to 1.6 t**  
**Crane girder length: up to 22 m**  
 (depending on load capacity)

### ABUS ZHB-3 double-girder crane

- long crane spans possible
- lower headroom compared with EOT
- wide suspension spacing
- electric long + cross travel
- optional mobile control



**Load capacity: up to 2 t**  
**Crane girder length: up to 12 m**  
 (depending on load capacity)

### ABUS double girder rolling beam crane system ZHB-I

- High load capacity
- Particularly favourable hook heights due to the arrangement of the chain hoist stooped up between the crane beams
- standard 'I' beams utilised as downshop crane tracks
- Electrically powered motions (Option)
- Mobile pendant controller (Option)

# ABUS jib cranes.

## A sound basis for efficient material handling.

ABUS VS  
pillar jib crane



ABUS VW  
wall jib crane



ABUS LS  
pillar jib crane



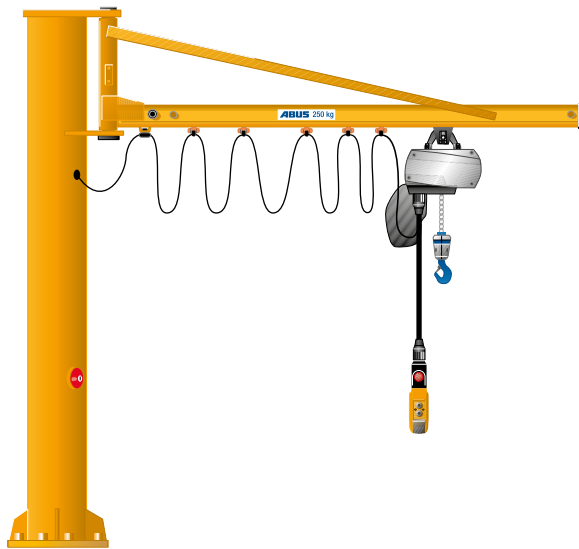
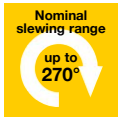


#### **ABUS VS pillar jib crane**

ABUS jib cranes are extremely versatile units which can easily be adapted to the customer's specific requirements. For example, jib cranes can be mounted on floors, walls or existing supports. Electric wire rope or chain hoists are available as options, as are electric hoist travel and electric slewing gear.

- **Load capacity:** up to 6.3 t max.
- **Jib length:** up to approx. 10 m (depending on load capacity)
- **Applications:** swept area coverage
- **Characteristics:** can be installed in any position, slewing range up to 360°, depending on model

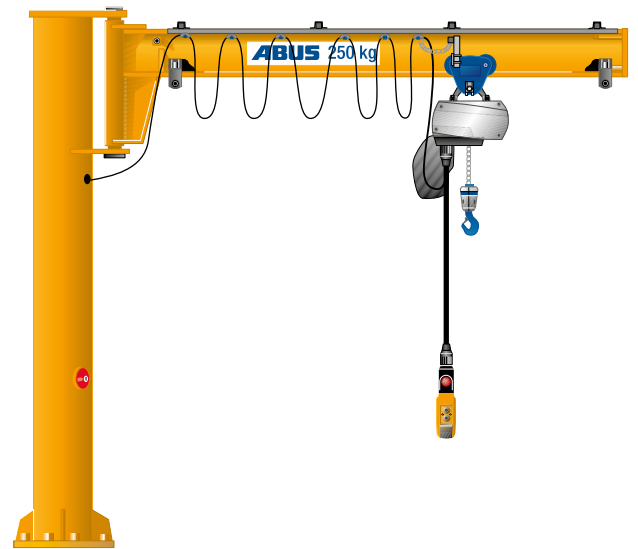
# ABUS jib cranes



**Load capacity: up to 1 t**  
**Jib length: up to 7 m** (depending on load capacity)

## ABUS LS pillar jib crane


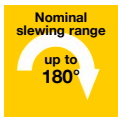
- light self weight; can be installed even if floor or foundation conditions are difficult
- almost effortless push trolley travel



**Load capacity: up to 0.5 t**  
**Jib length: up to 7 m** (depending on load capacity)

## ABUS LSX pillar jib crane


- smooth-running jib for easy manual operation
- optimal highest hook position
- optional electric hoist travel



**Load capacity: up to 1 t**  
**Jib length: up to 7 m** (depending on load capacity)

## ABUS LW wall jib crane

- relatively light weight; can also be installed in lightweight buildings
- trolley very easy to move by hand




**Load capacity: up to 0.5 t**  
**Jib length: up to 7 m** (depending on load capacity)

## ABUS LWX wall jib crane

- smooth-running jib for easy manual operation
- optimal highest hook position
- optional electric hoist travel

# ABUS jib cranes



The illustration shows a crane with electric slewing gear, electric trolley travel and mobile control.

**Load capacity: up to 4 t**  
**Jib length: up to 10 m** (depending on load capacity)

## ABUS VS pillar jib crane with electric chain hoist

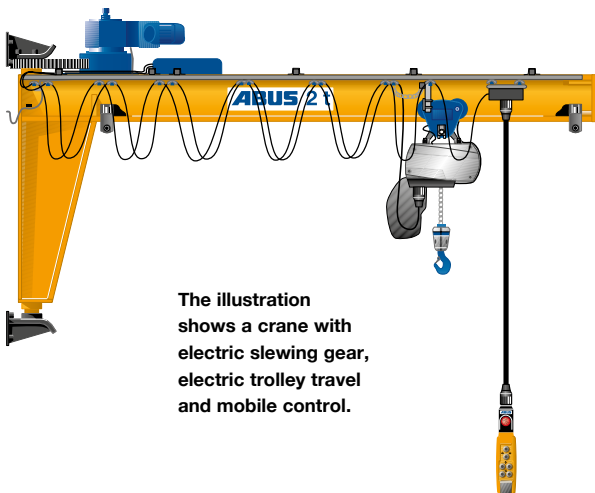
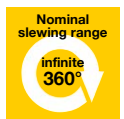
- low headroom offers optimal highest hook position
- optional electric slewing gear
- optional electric hoist travel
- optional mobile control



**Load capacity: up to 6,3 t**  
**Jib length: up to 10 m** (depending on load capacity)

## ABUS VS pillar jib crane with electric wire rope hoist

- low headroom offers optimal highest hook position
- electric slewing gear
- electric hoist travel
- mobile control




The illustration shows a crane with electric slewing gear, electric trolley travel and mobile control.

**Load capacity: up to 4 t**  
**Jib length: up to 10 m** (depending on load capacity)

## ABUS VW wall jib crane with electric chain hoist


- low headroom offers optimal highest hook position
- optional electric slewing gear
- optional electric hoist travel
- optional mobile control



**Load capacity: up to 5 t**  
**Jib length: up to 10 m** (depending on load capacity)

## ABUS VW wall jib crane with electric wire rope hoist

- low headroom offers optimal highest hook position
- electric slewing gear
- electric hoist travel
- mobile control



## ABUS electric wire rope hoists. For sensitive handling of heavy loads.



ABUS electric wire rope hoists are the central components of crane systems for handling heavy loads. They feature motors, brakes, transmissions and electrical and electronic systems that have all

been tried and tested over many years of arduous service. Standard precision travel and lifting speeds allow the power and speed available to be gauged precisely. ABUS electric wire rope hoists are also

extremely user friendly, featuring compact design, very easy maintenance and easy plug-in connectors.





**ABUS type E  
electric wire  
rope hoists**


- **Load capacity:** up to 120 t max.
- **Characteristics:** favourable dimensions, comprehensive standard and optional equipment



This ABUS type DB electric wire rope hoist has a walkable service platform for even easier maintenance.



The ABUS type E electric wire rope hoist: a compact solution for single-girder travelling cranes.



This installation benefits from the ultra low headroom design of the ABUS type DQA wire rope hoist.


# ABUS electric wire rope hoists for single-girder travelling cranes



**Load capacity: up to 16 t**

## Type E · monorail trolley

- compact design
- two direct-driven trolleys without open gears
- trolley can be adapted to different flange widths



**Load capacity: up to 10 t**

## Type S · Side-mounted trolley

- reeving beside crane bridge for optimum maximum hook height



**Load capacity: up to 25 t**

## Type U · Bottom flange trolley

- can be used on a monorail track with normal rolled section girders
- direct-driven trolleys without open gears
- 8 wheel end carriages for reduced wheel loads

# ABUS electric wire rope hoists for double-girder travelling cranes

**Load capacity: up to 63 t**

## Type D · Standard Crab Unit

- articulated end carriage connection for firm four-wheel contact
- two direct drives for trolley without open gears
- walkable service platform optional



**Load capacity: up to 40 t**

## Type DQA · Stooled-down Crab Unit

- ultra low headroom design
- articulated end carriage connection for firm four-wheel contact
- two direct drives for trolley without open gears



**Load capacity: up to 120 t**

## Type Z · Twin Drive Crab Unit

- with twin hoist
- articulated end carriage connection for firm four-wheel contact
- two direct drives for trolley without open gears
- walkable service platform optional




## ABUS electric chain hoists. Reliable links in the material handling chain.



In stationary installations, with push trolleys or electric trolleys, ABUS electric chain hoists have a number of extremely useful, user-oriented advantages. These include a very low headroom design for optimum utilisation of available space, a standard precision lifting speed for sensitive lifting and lowering operations and brake linings with a long service life. Under normal conditions, the unit can complete 1 million full-load braking operations before adjustment is required.

- **Load capacity:** up to 4 t max.
- **Characteristics:** low headroom, dual lifting speeds as standard feature, ready for installation, comprehensive standard and optional equipment


# ABUS electric chain hoists



**Load capacity: up to 200 kg**  
**Lifting speed: up to 12 m/min**

## Electric chain hoist ABUCompact GMC

- with ABUCommander push button pendant as standard equipment
- can be connected to 230 V power socket (single phase)
- infinitely variable lifting speed
- hook path: 3/6/10/20 m
- weight: approx. 10 kg / 12 kg



**Load capacity: up to 630 kg**  
**Lifting speed: up to 20 m/min**

## Electric chain hoist ABUCompact GM2

- with ABUCommander push button pendant as standard equipment
- 2 lifting speeds as standard feature



**Load capacity: up to 2500 kg**  
**Lifting speed: up to 16 m/min**

## Electric chain hoist ABUCompact GM6

- with ABUCommander push button pendant as standard equipment
- 2 lifting speeds as standard feature



**Load capacity: up to 1250 kg**  
**Lifting speed: up to 20 m/min**

## Electric chain hoist ABUCompact GM4

- with ABUCommander push button pendant as standard equipment
- 2 lifting speeds as standard feature

**Load capacity: up to 4000 kg**  
**Lifting speed: up to 20 m/min**

## Electric chain hoist ABUCompact GM8

- with ABUCommander push button pendant as standard equipment
- 2 lifting speeds as standard feature



## ABUS lightweight mobile gantries. Take it where you need it.



With the ABUS lightweight mobile gantry, you can mobilize the lifting power of an ABUS electric chain hoist. The crane is designed for loads up to two tonnes and features four steerable stop rollers for easy handling. Lifting power is always available where you need it. Depending on the load capacity required, the maximum overall width is up to 7.9 m and the maximum overall height up to 5 m. If necessary, the ABUS lightweight mobile gantry is also easy to dismantle.

- **Load capacity:** up to 2 t max.
- **Applications:** mobile
- **Characteristics:** easy to move and dismantle, with four steerable stop rollers (two with 90° direction locks)

# ABUS monorail trolley track

## Solutions for a linear point-to-point movement of large loads



ABUS monorail trolley tracks are the ideal solution for those applications where a linear material flow is needed. Application-specific options for fixing the system onto existing ceiling constructions or portal supports fixed on the floor allow optimised solutions for the transport of loads. ABUS electric chain hoists with a push-pull or a powered trolley are used for load capacities up to 4 t. ABUS electric wire rope hoists type E are used for larger load capacities.

Thanks to an extensive range of standard and optional equipment, such as the ABUS radio remote control system, loads can be moved in an easier and more flexible manner.



- **Load capacity:** up to 16 t max.
- **Field of application:** linear point-to-point transport
- **Characteristics:** allows flexible and individual planning, many options for fixing, extensive standard and optional equipment

## Anything else you need? The ABUS accessories range.

With the accessories in the ABUS range, you can tailor an ABUS crane to meet your specific requirements. The equipment available, ranging from energy chains and radio remote controls to lighting and load measurement systems, should be sufficient to meet all your needs.



The **ABUS tandem control system** allows the crane operator to control two electrically coupled travelling cranes at the same time. Ideally, the ABUS radio remote control system should be used in combination with the tandem control system. With this control configuration, two crane operators can control the two cranes separately, or one operator can control both cranes, either separately or together.



**Radio remote control** give crane operators greater freedom of movement, allowing them to choose the position which gives the best view of their working area and effectively saving time. ABUS offers radio remote controls with joystick or compact push-button hand held transmitter. ABUS radio remote controls are also suitable for multiuser operation, with parallel access to several cranes.



**AZS smooth starting units** and **SU-2 smooth switching relays** are the ideal accessories for the smooth handling of sensitive loads and goods using pole-changing drive systems. These electronic systems operate to control crane and trolley travel sensitively with adjustable acceleration and improved deceleration characteristics. Depending on individual requirements, the system can also be used separately for crane or trolley travel.



**ABUS crane lighting systems** effectively illuminate the working space under a crane, avoiding the shadows normally cast by crane girders working beneath normal factory lighting. Application-specific requirements include the following: Floodlight with impact-resistant halogen flashlight, crane lights with metal halide high-pressure lamp and LED lamps.







LED matrix display

### Load measurement systems

LIS-SE: Load measurement and evaluation system that measures the voltage and current on all three phases of the hoist motor. Optional functions: load display in the push button pendant and load population recorder.



LIS-SV: this load indicator system offers all the functions of the LIS-SE system, but uses load measurement sensors in addition to motor current measurements. This system is an attractive proposition for systems with several hoists where the overall total load of all hoists needs to be limited. Measurement accuracy increases systemically, with the resultant load able to be shown on the pendant handset display or LED matrix display.



### ABUS cross-type limit switches

limit long travel and cross travel, automatically slowing or stopping the crane or the hoist at the end of the track. These limit switches may also be applied for crane zoning if it is necessary to divert a hoist on a crane around a prohibited area. The switch is operated by a switching lug installed on the crane track or on the crane bridge.



### Anti-collision device

The ABUS anti-collision device protects cranes, preventing accidental collision via photoelectric distance measurement. Automatic switch-over to a lower speed as the two hoists approach each other is a standard feature.


A shut-down function can be incorporated. ABUS can also supply collision prevention devices designed to maintain a specified minimum spacing and other special designs.

**Important:** Not suitable to be used for distancing required because of structural reasons. In such cases the light barrier system may be composed of fail-safe components and check and malfunction indicators.




## Good design is a matter of detail. Good service too.

Precise and reliable right down to the last detail. Computer-aided design systems give a clear overview at all stages in the project.



**Comprehensive and reliable: each proposal includes thoroughly prepared technical documentation.**



Comprehensive advice, consistently applied, lays a solid foundation for the design of any crane system. Our computer-aided design team uses a continuous database for all stages from initial stocktaking through to planning and design. The result is a proposal with full technical documentation precisely in accordance with your requirements. Our proposals form a reliable basis for your decision to purchase a modern, high-performance indoor crane system.

## ABUS Service is a standard feature of ABUS quality.




The ABUS all-inclusive service package offers greater safety and helps save costs. Apart from regular servicing, the package includes a number of other services which would normally result in additional cost. In addition, early diagnosis and regular maintenance by trained ABUS service staff systematically improve the availability of your crane system. ABUS service packages are also available for cranes and hoists produced by other companies.


- ABUS representatives in more than 50 countries
- Express spare parts delivery

# Further product information...


... regarding the ABUS product range can be forwarded to you on request. They are also available to view and download directly from our homepage.



ABUS Image brochure




Overhead cranes




HB system




HB support structures



Jib cranes



Electric wire rope hoists



Electric chain hoists



Mobile gantries

## Please send your enquiry to

fax to: (01252) 749 001 by email to: [info@abuscranes.co.uk](mailto:info@abuscranes.co.uk)

Name: \_\_\_\_\_

Company: \_\_\_\_\_

Street: \_\_\_\_\_

Postcode/Town: \_\_\_\_\_

Phone: \_\_\_\_\_

E-Mail: \_\_\_\_\_

Date: \_\_\_\_\_ Signature: \_\_\_\_\_