



NEWSLETTER

Dillwynia sericea

AUSTRALIAN PLANTS SOCIETY, MITCHELL GROUP INC.

aps.mitchell@gmail.com

PO Box 541, Kilmore, Victoria 3764

March 2018

Volume 5, Issue 2

March news...!

Hello, and welcome to our March 2018 edition!

First cab off the rank this month is that the date for our Annual Spring Plant Expo has had to be shifted forward one week. It is now to be held on Saturday October 20th. Unfortunately, a clerical error resulting in a double booking of the Kilmore Memorial Hall has meant our original booking had to be altered. The committee extends an apology to anyone who may be inconvenienced by this change of date. We hope that most of our regular sellers will still be able to attend, and hope to provide details on how Expo planning is progressing in the coming months.

Elsewhere in the newsletter I have had to “fess up” to making a bit of a boo-boo in last month’s issue. I felt an explanation and elaboration was warranted, details of which, can be found on page 2.

Our next newsletter will be issued on or within a few days of Monday April 9th, and as always, contributions to our newsletter both large and small are enthusiastically welcomed. If you

happen to be getting bored with images from my garden, feel free to spice the mix up a bit, and send in a photo or two.

Please send your contributions in by Monday April 2nd. Email to: wattlegum@southernphone.com.au or post to PO Box 381 Pyalong Vic 3521.

May our autumn treat you well & I’ll look forward to meeting & catching up with new members & visitors at our gatherings. I’ll be the one scribbling away, taking notes. Feel free to say hi & introduce yourself.

Cheers until next time, Jeanine 😊



Pelargonium rodneyanum -
Magenta stork's-bill
Photo: J Petts

Inside this issue:

March & General Meeting Information Pg 2

Membership Pg 2

Additional details: Melia azedarach var. australasica Pg 2

February Meeting Report - Eucalypts for the home garden Pg 3

Eucalyptus viminalis flowering now Pg 10

Reminders, APS Vic Diary Dates etc... Pg 11

Committee & Contact Information Pg 11

Eucalyptus synandra...



Photos: J Petts

Mitchell Diary Dates..

- **MONDAY MARCH 19th 7:30pm MEETING**
Guest Speaker: Cathy Olive - “Gardens for Wildlife”
- **MONDAY APRIL 16th, 7:30pm MEETING**
Guest Speaker: Attila Kapitany - Boabs & Bottle Trees & their other Australian Relatives
- **MONDAY MAY 21st, 7:30pm MEETING**
Guest Speaker to be advised
- **MONDAY JUNE 18th, 7:30pm MEETING**
Guest Speaker to be advised
- **JULY MEETING: EXCURSION to be advised**
- **AUGUST MEETING: EXCURSION to be advised**
- **MONDAY SEPT 17th, 7:30pm MEETING**
Guest Speaker to be advised
- **SATURDAY OCT 20th, PLEASE NOTE CHANGE OF DATE!**
APS Mitchell Annual Spring Plant Expo & Sale
Kilmore Memorial Hall, Sydney St, Kilmore



Additional details: Melia azedarach var. australasica...

Jeanine Petts

I apologise for a small but significant omission from page 6 of last month's newsletter (Feb 2018) that, due to my error, needs to be explained... I noted the botanical name of Australian "White Cedar" as *Melia azedarach*. However, the natural distribution of *Melia azedarach* extends from China, India and Japan to Indonesia, Australia and the Pacific Islands. It is also considered a weed species in some parts of the world and an environmental weed in south-eastern Western Australia and southern parts of the Northern Territory. Our native Australian form is classified as *Melia azedarach var. australasica* (or *Melia azedarach L.*) that has a natural distribution to some parts of northern Western Australia (Kimberley region) and the Northern Territory (Victoria River district), northern and eastern Queensland, and the coastal districts of northern and central New South Wales. While it is a lovely shade tree that bears beautifully perfumed flowers, and is widely naturalised and planted across Australia, care should be taken in its management. Bear in mind that it does produce prolific seed, and although birds can safely eat its fruits, they are toxic to humans and some other mammals. Despite these disadvantages, the species is now widely used in street plantings.



Melia azedarach var. australasica
Photo: J Petts

**MEETINGS ARE HELD ON THE
3rd MONDAY OF THE MONTH
(February to November)
unless otherwise advised**

**Commencing 7:30 pm in the
John Taylor Room, Kilmore
Library, Sydney Street,
Kilmore Vic 3764**

Entry \$2.00 Gold Coin

Guest Speaker

Door Prizes

Plant Sales

**Fertilizer Sales
(APS Mitchell Slow Release
fertiliser \$5.00 per 500g)**

**Use of the APS Mitchell free
Library (See Pauline)**

Supper & Chat

VISITORS VERY WELCOME

Members & Visitors are
encouraged to bring along
exhibits for our "Show & Tell"
Flower Specimen Table

Please label plants



March Meeting: Monday 19th 7:30pm...

For our March meeting, Cathy Olive, Project Manager from Euroa Arboretum, will be coming along to provide us with an overview of the Gardens for Wildlife program. If you are interested in creating a garden for wildlife, then this is a presentation not to be missed...

"No matter how big or small your garden is, you can make a contribution in providing habitat for native birds and animals. Your garden can provide an important stepping stone for birds and other animals to move around the landscape.

"Just one 'Garden for Wildlife' can make a difference, but many wildlife-friendly gardens together can provide a much greater area of protection and linkages across landscapes for wildlife to live and move safely."
Euroa Arboretum."

<http://euroaarboretum.com.au/gardens-for-wildlife/>

Visitors, guests and friends are always very welcome at APS Mitchell meetings. Entry is a mere \$2 (to help us cover room rental costs) which includes supper (tea/coffee/biscuits etc.) and a chance to take home a plant from our door prize plant raffle.

Memberships ...

For all membership enquiries, information and forms and please contact Christine Cram:

Ph: 5793 8270 or Email to the attention of the Membership Officer at:
aps.mitchell@gmail.com



Gardens for Wildlife
Image: Euroa Arboretum

<http://euroaarboretum.com.au/>

February Meeting Report...Eucalypts for the home garden

By Jeanine Petts

Our first meeting for 2018 saw the best turn out we have seen in quite some time, with over 30 people in attendance. This included members, guests & visitors from the Pretty Sally Garden Club coming along for the evening. Norbert opened the meeting, welcoming everyone and extended a few well deserved and appreciative thanks to:

- Our 2017 & past committee members & position holders including:
 - ◆ Dawn McCormack for stepping in representing our group as President for 2017.
 - ◆ Ian Julian for taking over the role of secretary and looking after all the behind the scenes work.
 - ◆ Brian & Lorraine Weir for all their care & effort managing group Plant Sales.
 - ◆ Pauline Maloney for taking care of the group Library, reorganising & bringing the catalogue up to date.
 - ◆ Christine Cram & Bill Barker in their roles of Treasurer/Membership Officer.
- Dianne & Paul Carroll for opening their garden & home to APS Mitchell for our Christmas break up. The turnout was unfortunately small but the hospitality and effort Dianne & Paul extended is especially appreciated.
- Mike Williams for his ongoing support of our group and bringing along a great range of plants for sale at our meeting.

Norbert also reminded everyone of the APS Victoria quarterly booklet "*Growing Australian*", what a good resource it is, and that the next issue should be arriving in member's mail boxes during March. It was also announced: that due to historically low attendance numbers during the months of July and August (as few people want to come out on cold, dark, winter evenings); we will be organising day time excursion meetings for these two months. One possible excursion may be a visit to the Melton Botanic Gardens. With general announcements covered Norbert handed over to our guest speaker, Jason Caruso, with his topic for the evening:

Eucalypts for the home garden, from backyard to bonsai...

Jason began by explaining that his talk had been modified since his last visit, also including species relevant for growing in our harsh Kilmore climate and once again reminding us that he is not an expert on Eucalypts, just an enthusiast! Having only small courtyard in which to establish his own garden, Jason has had challenges in growing Eucalypts, and advised that no matter the size of a garden, there is a Eucalypt for all.

There is a novel written by Murray Bail titled "*Eucalyptus*", which is a fictional story set in country New South Wales, about a man named Holland, who was obsessed with Eucalypts. Over the years, as his daughter Ellen grew into a beautiful young woman, Holland had planted hundreds of different gum trees. When Ellen turned nineteen, Holland made a decision: Ellen will only marry a man who can name all the different species of Eucalypt on his land. The following quote from the novel lead us on into the evening presentation:

"...in the world of trees, only the acacia has more species than the eucalyptus-but look at the acacia, a series of pathetic little bushes. Whenever on his property Holland saw clumps of wattle...he lost no time pulling them out by the roots."


In addition to showing the Murray Bail novel, Jason also brought along (and made available for sale) two very useful reference books on Eucalypts:

(Continued on page 4)

February Meeting Report continued...

(Continued from page 3)

Images: http://www.dn.com.au/Eucalypts_for_Planting.html



- *Smaller Eucalypts for Planting in Australia* ISBN 978-0-646-95790-6
- *Taller Eucalypts for Planting in Australia* ISBN 978-0-646-95791-3

Both books are authored by Dean Nicolle from Currency Creek Arboretum. Each covers a little over 80 different species (165 species in total) and include information on selection, cultivation and management. More information on the books can be found at: http://www.dn.com.au/Eucalypts_for_Planting.html

Jason's work at the Melbourne Aquarium, as a Marine Educator, has shown there are a few similarities in human perception between sharks and Eucalypts both are frequently viewed as:

- Dangerous
- Not all that exciting to look at
- All being really big in size

Showing us an image of the small and strikingly marked Epaulette shark, Jason highlighted that this really is not the case. Just as not all sharks are big, plain looking and dangerous, there are many smaller, striking or interesting Eucalypts which anyone can grow.

In Jason's very small garden he grows Eucalypts in pots, and this includes bonsai. Some species that have been grown this way are:

- *Eucalyptus camaldulensis* – River Red Gum
- *Eucalyptus melliodora* – Yellow Box
- *Eucalyptus nicholii* – Peppermint Gum
- *Eucalyptus regnans* – Known in Tasmania as Swamp Gum and in Victoria as Mountain Ash

In the evolution of what are generally considered gum trees, there are 3 species groups:

- *Angophora* – the Smooth-barked Apples (12 species)
- *Eucalyptus* – the most well known group with at least 800 species
- *Corymbia* – the Bloodwoods (133 species)

It isn't always possible to find some desirable species for sale at commercial or community nurseries and growers. However, Eucalypt seed is easy to purchase and germinates quite readily, so propagating your own plants can be fairly simple, fun and rewarding.

Nindethana Seed Service (<https://www.nindethana.net.au/>) is one recommended mail order source, and seeds can often be found for sale on EBay. (APS Vic members should also remember: 6 free packets of seed are available to members each quarter from the APS Vic Seed Bank. For details see *Growing Australian*. Ed.)

Collecting your own seed is also an option. When collecting seed, be sure to harvest gum nuts after they start browning but before the valves begin to open. The gum nuts can then

(Continued on page 5)

February Meeting Report continued...

(Continued from page 4)

be placed in a paper bag and left in a warm spot such as on a window sill, and allowed to dry and open. Shaking the nuts in the bag after they have dried and opened will release the seed.

Once you have your seed, propagation is the next step: Seed is sprinkled over damp seed raising medium, lightly covered with medium and kept moist. Jason recommends watering from below by placing a shallow water tray or saucer under your seedling tray and uses vermiculite as a preferred medium, but any good quality seed raising mix will be suitable. Seeds should germinate within a week or two. Once the resulting seedlings have grown a little, they will then need to be pricked out and potted on, into individual pots for growing on until large enough to transplant.

The habit (form of how a plant naturally grows) is an important feature to know as some plants can grow quite large. When considering growing or maintaining smaller Eucalypts in the garden, they can be divided into 3 groups:

- **Non re-sprouters:** For example: *Eucalyptus salubris*. In the wild these types grow fast, produce seed heavily, die young and regrow. Another example is *Eucalyptus forrestiana* - Fuchsia Gum, which needs full sun and is good for colour in the garden.
- **Re-sprouters**, which re-shoot from epicormic shoots
- **Mallees**, which re-sprout from an underground structure called a lignotuber. This group can be cut down to grass height and will then re-shoot multiple trunks. Producing multiple trunks can mean a reduced overall height growth over time, as regrowth does not achieve the full height of the adult tree.

A Mallee that is pruned or cut periodically over an extended period can develop a "Mallee ring". An example of the ultimate Mallee is the endangered *Eucalyptus phylacis* that is now known as *Eucalyptus decipiens x virginea*. This particular species is only found growing over a very small, limited range. Research and genetic testing has discovered all the plants within its range are genetically the same, meaning that all the specimens in the area are actually from one plant that has vegetatively reproduced and now been dated back 6,500 years.

Moving on to cover some specific species Jason divided these into 3 groups:

- Highly ornamental, heat & drought tolerant
- Cold hardy, 650+mm rainfall
- Interesting oddities

Group 1: Highly ornamental, heat & drought tolerant

Eucalyptus albida – A small mallee from Western Australia that grows to 3-5m and is found in sandy heathland. The silvery white juvenile growth is attractive and different from the very shiny green adult leaves. Regular coppicing is required to keep the juvenile growth.

Eucalyptus lunata (Moon Lagoon) – Is a mallee that grows to 2-5m and has grey juvenile foliage and green adult foliage. Coppicing is required to maintain juvenile foliage.



Eucalyptus albida

Photos: S.D. Hopper

Eucalyptus albida
Image: S. D. Hooper <https://florabase.dpaw.wa.gov.au/browse/profile/5548>

(Continued on page 6)

February Meeting Report continued...

(Continued from page 5)

Eucalyptus pleurocarpa – A small shrub-like mallee growing to 2-3m that has grey leaves. It is grown for its attractive stems, buds and fruits that have a white, waxy to powdery coating (glaucous). Flowers are small and white.

Eucalyptus extrica – Is related and similar to *E. pleurocarpa*, however, it is not glaucous and more attractive flowers, note that the stamens are divided into four bunches. (this is seen with a small range of Eucalypts and may in time be considered as the basis of a further subgrouping of species)

Eucalyptus gillii – Comes from an arid area of 200-600mm rainfall and is frost hardy. It grows to 3-8 m with an interesting twisted wiry habit. It can be pruned, contained and has yellow flowers.

Eucalyptus formanii – Comes from Western Australia and is a tree growing to 10m. It can be pruned, has fine, narrow leaves and bears a full mass of showy flowers.

Eucalyptus pluricaulis subsp. porphyrea – A mallee that grows to 3m and is notable for its purplish leaves and yellow flowers.

Eucalyptus preissiana subsp. lobata – A coastal Mallee from Western Australia which is grown for its big yellow flowers. It may be frost tender and require a sheltered site in our region.

Eucalyptus incerata – A mallee growing to 5m that bears lemon yellow flowers, has smooth bark, white waxy branchlets, buds and fruits. It can be purchased from Melton Botanic Gardens or source seed online.

Eucalyptus synandra – Is a small, open, weeping mallee which is of interest for its pink buds and cream coloured flowers which usually age to pink. Although there is a specimen growing at Melton Botanic Gardens with flowers which mostly stay cream.

Eucalyptus pimpiniana – Growing from 0.5m to 2m tall x 3m wide, this is a slow growing Mallee with a spreading habit. It needs excellent drainage, will cope with moderate frost and produces yellow flowers heavily from when young.

Eucalyptus erythronema – Is a mallee with ornamental coppery bark. It usually grows 3-6m tall, infrequently reaching 8m.

Eucalyptus armillata – Is another mallee with ornamental coppery bark and has red flowers. Both *E. erythronema* and *E. armillata* require a dry site.

Eucalyptus pachyphylla – A mallee for a hot, well drained site. It grows 2-5m tall and is



Eucalyptus extrica

Photos: T.J. Alford

Eucalyptus extrica

Image: T.J. Alford <https://florabase.dpaw.wa.gov.au/browse/profile/19473>



Eucalyptus pluricaulis subsp. porphyrea

Photos: M. Keally

Eucalyptus pluricaulis subsp. porphyrea

Image: M Keally <https://florabase.dpaw.wa.gov.au/browse/profile/12865>



Eucalyptus incerata Image:

Image: *Euclid: Eucalypts of Australia (CSIRO)*



Eucalyptus pachyphylla

Image: *Euclid: Eucalypts of Australia (CSIRO)*

(Continued on page 7)

February Meeting Report continued...

(Continued from page 6)

of interest for its large yellow flowers and bright pink to red bud caps.

Eucalyptus youngiana – A mallee growing 3m-5m tall and sometimes reaches 8m. It produces the largest of all Eucalypt fruits. Jason's specimen is growing in a wine barrel. When in good condition this species can have huge flowers and colour can be from dark pink to red or cream. If a particular colour form is desired it is best to select a grafted hybrid of known colour. Nullarbor Gem is one named hybrid mentioned.

Sometimes there is a story that comes along with a species, and for Jason, *Eucalyptus rameliana* was one... It was of interest as it was originally discovered in 1876, disappeared, and was rediscovered in 1991. At a cost of \$50 for seed ("yes, the obsessed will pay"), Jason purchased seed and propagated a number of plants, most of which then slowly died over a number of years. After spending 7 years in an 8 inch pot and a number of times producing buds, which just dropped off, a specimen finally flowered. It produced 6 of the rarer form pink flowers.

Eucalyptus rameliana – Is a mallee that grows to 3m tall, has smooth bark and flowers that are usually yellow, rarely red.

Eucalyptus orbifolia*, *Eucalyptus websteriana* & *Eucalyptus minniritchi - Are three species with ornamental, Minniritchi type bark (reddish brown, continuously longitudinally peeling), and also have ornamental flowers and foliage. They grow 2-5m tall and *E. orbifolia* is the largest growing of the three.

Group 2: Cold hardy, 650mm+ rainfall

Eucalyptus cordata subsp. cordata – Comes from Tasmania with a 650-1000mm rainfall range. It is slow growing, shade tolerant, has white leaves and needs a well drained soil. Grown for its heart shaped, silver foliage.

Eucalyptus risdonii – A rare species mallee 3-10m tall, that can be grown as a multi trunk mallee or with a single trunk. It is cold tolerant, is from a 500-900mm rainfall range, has smooth bark, ornamental silver foliage and bears small but prolific white flowers.

Eucalyptus saxatilis – Has attractive smooth bark and grey-green foliage. (Kuranga Native Nursery is known to stock this species.)

Eucalyptus gregsoniana – This dwarf snow gum is a Mallee which grows 2-4m. It has smooth white to grey bark, shiny green leaves and is very cold tolerant. (Also available at Kuranga Native Nursery or purchase seed.)



Eucalyptus websteriana

Photos: R. Butler & A.S. George

Eucalyptus websteriana

Images: R. Butler & A.S. George

<https://florabase.dpaw.wa.gov.au/browse/profile/5798>



Eucalyptus cordata subsp. cordata

Image: *Euclid: Eucalypts of Australia (CSIRO)*



Eucalyptus lacrimans Image: *Euclid: Eucalypts of Australia (CSIRO)*

(Continued on page 8)

February Meeting Report continued...

(Continued from page 7)

Eucalyptus lacrimans – The common name for this species is weeping snow gum. It is a slender tree growing to around 12 m and has an open canopy of weeping branches and pendulous leaves. A rare, endangered species that comes from a limited area with a rainfall range of 650-1000mm. Ideally suited to cold damp positions, it will withstand cold wet winters but will need water through summer.

Eucalyptus pulverulenta – A multi stemmed Mallee that grows 3-7m tall which is drought and cold tolerant. Grown for its powdery silver foliage, it may be suitable for use as an open hedge although its form can be variable.

Group 3: Interesting oddities

Eucalyptus tetraptera – This small mallee grows 1.5 – 4m tall and has 3 sub species. It is of note for its very interesting buds and thick, shiny green leaves.

Eucalyptus sepulcralis – An unusual, thin stemmed mallee with a light, open, wispy canopy. It can be finicky, doesn't like clay and is only mildly frost and drought tolerant.

Eucalyptus desmondensis – A slender, willowy mallee that can be more of an open shrub and is suited to a narrow site. It has prominent clustered buds, creamy yellow flowers and is very hardy in well drained clay soil.

Eucalyptus lansdowneana – Is another mallee that is suited to a narrow site which grows 2-6m tall. It usually bears crimson red-pink (or rarely white) flowers and will tolerate heavy frosts to at least -9c.

Corymbia aparrerinja – Is the iconic Ghost Gum from Central Australia. Growing from 2-20m tall, it is slow growing in our climate.

Eucalyptus vernicosa – The smallest growing Eucalypt and commonly known as the Varnished Gum. It comes from the upper slopes of higher rainfall mountains in Tasmania, grows 0.5-2m tall and is a small shrub/mallee which is very slow growing and long lived. In our climate it would prefer year round winter, so it is recommended to be grown in pots, kept well watered and shaded in summer.

Nearing the end of the presentation, Jason told of a trek in Hartz Mountains in search of *Eucalyptus vernicosa* in the wild... On a typical Tasmanian day in the mountains: Howling wind, rain and snow, the group walked the trail where Varnished Gum was known to grow. They trekked all the way out looking eagerly for the species and didn't see it. Until, with the return trip almost completed, there it was, right beside the trail, only growing knee high. In all the poor



Eucalyptus tetraptera

Photos: T.J. Alford & J.C. Morgan

Eucalyptus tetraptera

Images: T.J. Alford & J.C. Morgan

<https://florabase.dpaw.wa.gov.au/>

[browse/profile/5798](https://florabase.dpaw.wa.gov.au/browse/profile/5798)



Eucalyptus sepulcralis

Photos: T.C. Daniell & M. Hancock

Eucalyptus sepulcralis

Images: T.C. Daniell & M. Hancock

<https://florabase.dpaw.wa.gov.au/>

[browse/profile/5769](https://florabase.dpaw.wa.gov.au/browse/profile/5769)



Corymbia aparrerinja

Image: Euclid: *Eucalypts of Australia* (CSIRO)



Eucalyptus vernicosa

Image: Euclid: *Eucalypts of Australia* (CSIRO)

(Continued on page 9)

February Meeting Report continued...

(Continued from page 8)

weather on the outward journey they walked past, completely missing the object of the hunt.

The presentation concluded with advice on where to see and buy interesting Eucalypt species:

Places to visit and see many of the mentioned species are:

In South Australia:

Waite Arboretum, Adelaide SA <http://www.adelaide.edu.au/waite-historic/arboretum/>

Adelaide Botanic Gardens <http://www.environment.sa.gov.au/botanicgardens/home>

Currency Creek Arboretum http://www.dn.com.au/Currency_Creek_Arboretum.html

In Victoria:

Melton Botanic Gardens (has displays of dry arid zones) <http://www.fmbg.org.au/>

Darley Park Native Gardens, Bacchus Marsh

<http://www.discoverbacchusmarsh.org/vic/articles/other/DarleyParkNativeGarden.asp>

Peter Francis Arboretum <http://www.thepoints.org.au/>

For anyone interested in purchasing Eucalypts covered in this presentation, some sellers to try within a reasonable distance of the Mitchell Shire are:

- The nursery at **Melton Botanic Gardens:** <http://www.fmbg.org.au/>
Public Car Park: 40 Lakewood Boulevard.
Plant Nursery and Depot: 21 Williams St (near corner of Tullidge St and Williams St).
Nursery is open for sales 10am-1pm on Tuesdays, Thursdays, 2nd and 4th Sundays.
Closed about 4 weeks over Christmas/New Year re-opening mid-January.
- **Goldfields Revegetation** in Bendigo: 230 Tannery Lane, Mandurang Vic 3551.
Open 7 Days a Week 9am to 5pm <http://www.goldfieldsrevegetation.com.au/>
- Jason Caruso is also happy to take orders: Contact information and some of Jason's photographic works can be found at **Nature Imprinted Photography:**
<http://www.natureimprintedphotography.com/>

Images from <https://florabase.dpaw.wa.gov.au/> used with the permission of the Western Australian Herbarium, Department of Parks and Wildlife (<https://florabase.dpaw.wa.gov.au/help/copyright>). Accessed on: Friday March 9th, 2018.


Images from *Euclid: Eucalypts of Australia (CSIRO)* used with the permission of Australian National Herbarium CSIRO National Research Collections Australia.

Eucalyptus viminalis flowering locally...

By Norbert Ryan

Eucalyptus viminalis ribbon gum or manna gum is one of the larger most attractive trees in this area, with larger trees favouring gullies but some also growing in open woodlands. Some local trees have just finished flowering while others are still in bud. The common name "manna" gum is derived from a sweet gummy exudate that forms on the branches and leaves when trees have been damaged by psyllid insects. The alternative name "ribbon" gum refers to the long ribbons of peeling bark that often accumulate in the canopy; upper branches are smooth and white with more persistent bark at the base.

There are several explanations for the name *viminalis*, Wrigley and Fagg suggest the name is derived from *vimineus*, or long flexible shoots, a description of the long ribbons of peeling bark. An alternative view from Nicolle is that the foliage is *viminous* and resembles that of the osier willow (*Salix viminalis*).




Eucalyptus viminalis in flower
Photo: Norbert Ryan



Valley on side of Pretty Sally showing manna gums and Blackwood wattles
Photo: Norbert Ryan



Eucalyptus viminalis Juvenile growth: Leaves are narrow, lanceolate, stalkless and opposite in positioning. Leaf pairs are generally aligned in parallel along stem. Photo: Norbert Ryan



Eucalyptus viminalis Flower buds, buds usually in groups of 3 with short pedicels.
Photo: Norbert Ryan



Eucalyptus viminalis Persistent bark at base, upper limbs white with loose bark. Photo: Norbert Ryan



E. viminalis in woodland setting
Photo: Norbert Ryan



Eucalyptus viminalis Immature fruit showing 4 projecting valves.
Photo: Norbert Ryan

Reminders, APS Victoria Diary Dates & Other Events

Thank you

- For the various contributions of articles, answering pesky questions, event information, photo's, feedback, proof-reading, researching & providing other information as needed and general support...

A BIG THANK YOU TO:

Jason Caruso,
Christine Cram,
Ian Julian,
Barbara Mau,
Norbert Ryan.

APS VIC DIARY DATES...

March 17 - APS Wyndham host APS Vic Committee of Management Meeting

March 17 & 18 - Cranbourne Friends Royal Botanic Gardens Autumn Plant Sale 10am-4pm

March 21-25 2018 - Melbourne International Flower & Garden Show (MIFGS). Royal Exhibition Building and Carlton Gardens. APS Vic will be there! Offers of help welcome. Contact Dallas & Bernard Boulton: Ph 9729 1538/0418 354 838 Email: Bernard.boulton@bigpond.com.au

June 16-27 2018 - ANPSA 2018 Kimberly Tour - details

from Nicky Zanen:

nicky.zanen@hotmail.co.uk or phone 0401 975 191

April 21 - APS Geelong Australian Native Plant . Sale at "Wirrawilla" 40 Lovely Banks Rd, Lovely Banks. Entry \$2 per adult or \$5 per car: children free. 8:30am-5pm. BBQ, tea, coffee & refreshments, book sales, children's activities and a great selection of native plants.

April 28 - APS Yarra Yarra Native Plant & Book Sale. Eltham Senior Citizens Centre, 903 Main Rd, Eltham 10am-4pm

May 12 - APS Melton & Bacchus Marsh Plant Sale. St Andrew's Uniting Church, Gisborne Rd, Bacchus Marsh. 9am-1pm

October 20 & 21 - FJC Rogers Seminar - Goodeniaceae. Co-ordinated by Wimmera Growers of Australian Plants and APS Grampians. Contact fjcrogersseminar2018@gmail.com or Royce Raleigh: Ph 5383 6200



Other Events see page 14...

Committee & Contact Information

AUSTRALIAN PLANTS SOCIETY, MITCHELL GROUP INC.
PO Box 541, Kilmore, Victoria, 3764 No. A0054306V
Email: aps.mitchell@gmail.com

Website: www.apsmitchell.org.au


Committee Members

President:	Norbert Ryan	0428 180 651
Vice President:	Dawn McCormack	
Secretary:	Ian Julian	0438 270 248
Treasurer/Memberships:	Christine Cram	5793 8270
Committee:	Bill Barker, Pauline Maloney, Jeanine Petts.	
Group Librarian:	Pauline Maloney	
Plant Sales:	Volunteer position open	
Newsletter Editor:	Jeanine Petts	5785 1434

Help with ID please...

An unrecognised plant has sprung up in the garden this last growing season, and if anyone can help out with identification it would be greatly appreciated...

This plant has grown from germination to knee high in the last spring-summer season. The habit is fairly upright (so far), and it has narrow, dark green leaves with finely toothed margins and round stems. There is no scent to the leaves when crushed, and both leaves and stems appear a little warty.



Photos: J Petts

Newsletter contributions:

Contributions should be sent to Jeanine Petts
Email: wattlegum@southernphone.com.au

Post: PO Box 381, Pyalong Vic 3521

For inclusion in the next Newsletter please forward contributions prior to the first Monday of each month.

Other Events...

Victorian Native Bonsai Club Inc 2018 Exhibition

April 14 & 15, 9am to 4pm

Domain House, Dallas Brooks Drive,
Royal Botanic Gardens Melbourne
Adults \$5, children under 15 free.

To contact the Club,
Email: secnativeclub@gmail.com
Vic Native Bonsai Club



Leptospermum laevigatum

www.vicnativebonsai.com.au

- Please note that sales will be available at the VNBC 2018 Exhibition with a great range of stock and bonsai related items for sale.
 - ◆ **Tuesday March 20 - 'Connecting Wildspaces So People & Nature Can Thrive'**. The Biolinks Alliance is hosting Dr Gary Tabor, a well known conservation biologist, wildlife veterinarian and world leading expert on connectivity conservation for an evening presentation in central Victoria:
Talk: 5.30 for 6pm, Kyneton Mechanics Institute 81, Mollison St, Kyneton.
Drinks 7.00pm - 8pm at Prunella, 57 Mollison St, Kyneton (just near the Mechanics Institute)
For full details & RSVP information visit the Biolinks Alliance Website:
<https://biolinksalliance.org.au/garytabor>
-