



June 2021

WEBPAGE: <http://www.bssf-miami.org/>



Facebook- Public
Bromeliad Society of South Florida

http://www.facebook.com/groups/BromeliadSSF/?bookmark_t=group



Facebook - Members
Bromeliad Society of South Florida

<http://www.facebook.com/pages/Bromeliad-Society-of-South-Florida/84661684279>



FCBS Newsletter

<https://www.fcbs.org/newsletters/FCBS/2021/05-2021.pdf>

DIRECTORS

Barbara Partagas, Past President
Maureen Adelman, President
Karen Bradley, VP
Olivia Martinez, Treasurer
Lenny Goldstein, Secretary
TBD, Editor
Denise Karman, Director
Stephanie LaRusso, Director
Richard Coe, Director
Sandy Roth, Director

COMMITTEES

Advertising: Robert Meyer
Door Prize: Alan Herndon
Education: Alan Herndon
Hospitality: Elaine Mills
Library: Barbara Partagas
Membership: Terri Tallale/Melody Ray
Mem. Plant Sales: Alex Bello
Refreshments: Sandy Roth
Field Trips: Lori Weyrick
Community Service: Carl Bauer

**JUNE 15, 2021 LIVE MEETING 7:30 PM
COME EARLY TO BUY PLANTS- 7:00 PM
GARDEN HOUSE – NOT CORBIN BLDG**

Speaker: Terrie Bert

“Growing Bromeliads in South Florida”

**NO FOOD OR DRINK – SEE RULES BELOW
BELOW**

BSSF Covid Rules

To Insure Your Safety the Following are Covid Rules for In-Person Meetings:

Masks are no longer required if you have been vaccinated.
There will be one entry and one exit at the back of the Garden House.
The kitchen entry will be locked.
No food or drinks will be served.
If you do not feel well or have a temperature – please stay home.
Seating will be 6 ft. apart. Family members or social bubble members may sit together.

Plan to arrive early to purchase plants.

Masks, disinfecting wipes, and hand sanitizer will be available at the entry.

WORLD CONFERENCE POSTPONED

Bromeliad World Conference of June 8, 2021 to June 12, 2021 Has Been Postponed

<https://www.bsi.org/new/conference-corner/>

If you booked rooms for this event, remember to cancel and rebook your reservations starting June 6, 2021

President's Message

One year ago this month Miami was in the middle of a COVID surge and our organization was exploring ways to keep our members engaged. We hadn't even had a zoom meeting yet and weren't sure it would work. What a difference a year makes. Here we are having live meetings again and masks are not required, even inside, if you have been vaccinated. The summer is heating up so please check your plants for sun damage. The perfect place for a plant in February may not be the perfect place in June. Summer is also a good time to divide your plants which have been multiplying over the last year. Maybe you will have enough extras to host the raffle table at one of our meetings. You can keep 80% of whatever you make. Contact Alex Bello (bellotropicals@yahoo.com) to arrange it. We have a great speaker this month. Terrie Bert is bringing over 200 of her plants from Sarasota and they are all for sale! Add to that our live auction, silent auction and door prizes and there is no reason for you to go home empty handed.

See you at the meeting!

Maureen Adelman

Wanted - Membership Rep

We need a member to collect membership applications for new and renewing members at our meetings. For someone who wants to volunteer but does not have a lot of time this is the perfect job for you. You collect membership forms and payment at the meeting. Give the payment to our Treasurer, Olivia Martinez, and mail the forms to Melody Ray, who publishes our roster. Call or contact our president at the meeting.

Speaker: Terrie Bert

Growing Bromeliads in South Florida

Dr. Terrie Bert is a longstanding member of the Sarasota Bromeliad Society (SBS) and the Caloosahatchee Bromeliad Society and has held multiple offices in the SBS.

She also served the Florida Council of Bromeliad societies (FCBS) as a representative and officer for eight years and has authored multiple articles for the FCBS Newsletter.

For the Bromeliad Society International, she has served on the library committee and has been a Florida Director. She has chaired several international committees, judged several shows, contributed articles to the BSI Journal and has been an invited speaker at world conferences. Currently she is curator of the Wally Berg Award of Excellence., chair for the judged show at the 2022 World Conference, and a Master Judge.

Terrie has given over 175 presentations on bromeliads to numerous U.S. and international bromeliad societies and to other groups, including regional and international bromeliad conference attendees.

She cultivates more than 2,000 different bromeliads in about 35 genera. She has won multiple top awards in local bromeliad shows and BSI world conferences. She also recently obtained her Master Naturalist certification from the Manatee County Extension Service.

Terrie has a Ph.D. in marine biology and recently retired from her position as a research scientist for the Florida Fish and Wildlife Conservation Commission.

GARAGE SALE

Cleaning out your closets? Save all those goodies for our garage sale, tentatively scheduled for Saturday, August 28, 8 am - 2pm.

In Case You Missed It

by Maureen Adelman

May's speaker featured an old hand at bromeliads. Tom Wolfe has been a member of the Bromeliad Guild of Tampa Bay since 1965 and has a wealth of knowledge to offer us. His topic, "Kaleidoscope of Neoregelias", did not disappoint. Tom was happy to be here. In fact, according to him, he is happy to be anywhere at his age. You may have recognized Tom as he is a frequent judge at our shows and he has spoken to our society on several occasions, usually resulting in a stampede to buy his plants.

Neoregelias run the gamut from full sun to some shade but most are somewhere in between, in what we call filtered light. A pool cage filters out about 25% of the sun which is perfect for Neos. Their color varies but most Neos color up better in the winter months as this is when their growth slows, causing the pigment to build up. This phenomenon is even more apparent in cooler climates. So if you want your Neo's color at its height, choose to show it in the winter months.

Mr. Wolfe then launched into a review of the great Neoregelia hybridizers. Grace Goode, who died in 2019 at the age of 102, began her work with bromeliads in 1970 in Queensland, Australia. She worked with cryptanthus and other genera and was given an award by the Australian government for her efforts. She was multitalented and for the 1992 World Conference made a rug for the auction which sold for \$700. Some of her hybrids include Neo. 'One and Only', N. 'Break of Day', N. 'Little Faith' which is a mini, N. 'Walking Tall', N. 'Wild Tiger', N. 'Close of Day', and Neo. 'Bob and Grace'. If you own any of these hybrids you now know who created them.

Gary Hendricks, a hybridizer and Ph.D from Homestead, hybridized lots of minis in the 1980s. Among them are Neo. 'Red Waif', Neo. 'Angel Face', Neo. 'Cheers', and Neo. 'Domino'.

Mulford Foster, the father of bromeliads, was a pioneer in the field. He made many trips to Brazil to collect Neos. in the 1940s and 1950s. He is responsible for the Neo. 'Marcon' hybrid and Neo. 'Ronald' as well as Neo 'Aztec'. He named one of his hybrids Neo. 'Morrisoniana' (carolinae x farinosa) for George Morrison, his first teacher and superintendent of a 250 estate in Baltimore, Md. Two variants of this hybrid grex, Neo. 'Margaret' and Neo 'George' were named for Morrison's son and daughter. Both were lost for a time but Neo. 'Margaret' was later found. Foster was also responsible for latinizing

hybrid names.

Chester Skotek is a prolific hybridizer familiar to most of us. He is responsible for Neo. 'Picasso', Neo. 'Chester', and Neo. 'Inkwell'. Neo. 'Pemento' and Neo. 'Milagro', though very different in looks, were variants from the same hybrid grex and were the only two saved from that grex.

Dennis Cathcart from Tropiflora nursery is another hybridizer. He named several of his hybrids for his best customers.

Harvey Bullis and Bullis Bromeliads are responsible for countless Neo. hybrids: Neo. 'Morona', Neo. 'Tossed Salad', Neo. 'Prince', and Neo. 'Puerto Rico' among them.

Lisa VanZant, along with her husband, has owned Olomana Tropicals nursery near Honolulu for the past 15 years. Among her neo. Hybrids is Neo. 'Blushing Tiger' and Neo. 'Piglet'. Sha named many of her hybrids after Winnie the Pooh characters.

Can't forget Jim Elmore, who hybridized one of the most beautiful Neo hybrids ever: King's Ransom, registered in 2000.

Grant Groves is a Florida hybridizer known for his colorful Neos. These include Neo. 'Michi', Neo. 'Purple Star', Neo. 'Tangerine', Neo. 'Passion', and Neo. 'Treasure Chest'.

Of course there were other hybridizers too numerous to mention.

An interesting note, Neo. Johannes de Rolf, a beautiful, colorful and large full sun cultivar of Neo Johannes was found in the wild just as it appears today, though it looks like someone spent years hybridizing to produce it.

There are many mini Neoregelias and they are very popular. Tom told us they need watering more often due to their size. The smallest one, Neo. 'Lilliputiana', was entered in a World Conference a number of years ago and got lukewarm comments from the judges. Little did those judges know it would become a sought after plant.

And finally, Tom gave us a riddle. What do you call a triple or quadruple cross with no name in capital letters? It is a hybrid which was never named by its creator. He recommended taking a photo, getting a registration form from Bromeliad Society International, and naming it yourself.

Our members have a lot of the hybrids named in this article. Now you know where they came from.

FCBS

FCBS, or the Florida Council of Bromeliad Societies, is the state bromeliad organization, comprised of members from 12 Florida bromeliad societies. Their newsletter is published quarterly and contains some very interesting articles. The link to the newsletter is on the first page. Enjoy. Also, their Bromeliad Photo Index on their website, www.fcbs.org/pictures.htm, is one of the most comprehensive sites in existence for identifying bromeliads. Try picking just one genus and going through all the photos and I guarantee

you will learn a thing or two. Our representatives to FCBS are Mike Michalski and Patty Gonzalez. They will be reporting from time to time on current news from FCBS.

FCBS newsletter, New this month
<https://www.fcbs.org/newsletters/FCBS/2021/05-2021.pdf>

July 18, 2021

One Day Sale

Edison Estate, Ft. Myers, Fl

UPCOMING EVENTS

October 23-24, 2021

BSSF Annual Show

@ Fairchild Tropical Botanic Garden

October 1-3, 2021

Tamiami International Orchid Festival

<https://www.facebook.com/tamiamiorchidfestival/>

Ask DR. Brom

Dear Dr. Brom: Why do bromeliads only bloom once? I have other shrubs and plants that bloom multiple times a year. It seems a waste to buy something that only blooms once.

99% of bromeliads only bloom once. Most bromeliads grow by adding new leaves from the center of the plant. When an inflorescence forms it is in the center of the plant, thus blocking new leaves from forming. Unable to form new leaves, the mother plant eventually dies. With growth from the center blocked, the plant directs its energy into growing offsets (pups) before the mother plant dies. Some plants such as *Dyckia* and *Hechtia* bloom from the side, a lateral inflorescence, allowing leaves to continue forming at the center while pupping at the same time. Thus you can get a big clump of *Dyckia* which will need to be separated even though there is no dead parent plant.

So what is that 1% of bromeliads that rebloom? One species in the *Deuterocohnia* family, *D. mezziana*, can rebloom on an existing inflorescence for up to 6 years. *Deuterocohnia* is one of the most primitive of bromeliad genera and they are notoriously difficult to

cultivate in south Florida. There are also several species of *Hohenbergia* which bloom similarly and are easier to grow.

Tired of separating pups and removing dead parent plants? A species in the *Alcantarea* family, *A. imperialis*, takes up to ten years to flower and is used extensively by landscapers. When they do flower the spike can be 6-8 feet high and last for 5 months. *Alcantarea odorata* also takes several years to bloom. Many members of the *Wittrockia* genus bloom rarely in south Florida. Also, *Canistrum triangulare* will bloom within 5 years. And *Neo. kautskyi* takes 5-10 years to bloom. Also *Neo. fireball* does not normally bloom.

But most of the time you will have to separate pups and remove dead mother plants. Yes, you can grow roses and other plants that flower continuously but how many of these can give you 7 baby plants every year like some bromeliads?

Sources:

Bromeliad Society International website; Bromeliads by Victor Padilla; RichardLyons nursery.com; Alan Herndon

Garden Notes

by Stephanie LaRusso

Harmful, Harmless, or Helpful

If you are like me, you spend a lot of time worrying about your plant collection. Any spot or blemish, particularly on new additions, is a call to immediate emergency action! While Bromeliads are a fairly hardy and forgiving plant family to grow, there are a few common problems that you can face while building and maintaining your growing collection.

A backyard or patio is an open environment, susceptible to wandering pests, diseases and changing sunlight conditions. Even a “fancy” greenhouse isn’t safe from problems since you may introduce new pests and diseases when you buy and add new plants to your collection. In addition to lethal plant problems, it is important to realize that there are also natural and seasonal factors that can make your bromeliads “look” sick when in fact they are perfectly healthy. Often the symptoms of lethal and non lethal plant problems can look very similar and can lead people to get rid of plants that will be fine with time or leave plants in their collection that may endanger the other plants. This article will give some examples of the more common things you may find in your collection and advice on if and how you should protect your plants.

Harmful



When multicolored ring type patterns start to show up on leaves this is a good indication that you may have a fungus or bacterial infection. Often these infections are caused by poor plant conditions such as an accumulation of dead leaves between plants, crowded plant spacing or too much water/ nutrients. These infections can spread from plant to plant by contact or splashing water so it is best to get rid of infected plants when you see this start to happen.



If you only see the fungal signs on the older lower dead leaves and you really want to save your plant, there is one thing you can try. Remove all leaves that show spotting and wipe the adjacent areas with hydrogen peroxide. Isolate the plant from others in your collection and keep the plant dry. Don’t add any extra nutrients. If no new spots form and new leaves start to grow and have no spots then most likely the plant will survive!



Damage to the center of a Bromeliad, particularly a rotting center can be a very bad sign. This usually means that some type of damage occurred down in the Bromeliad cup center as new leaves were forming. This can happen if a chemical gets spilled into the center but more than likely it is caused by small creature like a snail that went into the center looking for water and started to snack. If they snack too much it can kill your plant. If the center is completely black and rotten or if it pulls out when you pull gently on the center leaves then the plant is dead. Don’t throw it away though until it dies completely. It may make you a few pups!


SCALE



Scale are insects that look like dark raised bumps on your bromeliad leaves. While not harmful in small numbers, they do suck juices from your plant and can leave unsightly marks or even kill your plants if you get too many. Usually a large scale infestation happens when Bromeliads are grown too close together without air flow. If you get scale try separating your plants farther away from each other and remove dead leaves more often. If you only have a few scale here and there, you can manual wipe them off leaves as you find them. They come off easily with a rub from a wet paper towel. If you have a huge infestation, however you should either throw out infested plants, to avoid the spread, or use a granular like Merit. If you go this route, put only a few graduals inside the cup. More is not better! Also make sure that you fill the cup with water immediately to avoid damaging the tender new leaves in the center.

Harmless

SUN DAMAGE, COLD DAMAGE OR DRY WIND



When Bromeliads are exposed to too much sunlight they often get burn spots on the leaves. You can tell the difference between burn and fungus spots because the burn spots will only show up on the parts of the Bromeliad which get the most sun. There will also be no rings or color changes within the center of the spots. While this type of damage looks terrible,

the plant will recover and produce new leaves and healthy pups. If you see this happening, move your plant to a shadier spot. If new spots don't form then your new spot is perfect!

As a side note, spots like these can also occur from cold damage or dry wind. If you recently had a temperature drop or a dry windy period then you may see spots like this form on many of the leaves. Again don't worry! Your new leaves will grow back and the new pups will be good as new. Make a note of which plants were effected and remember, next season, to bring these cold sensitive plants indoors during cold snaps.

MECHANICAL DAMAGE- OUTER LEAVES




Holes in leaves, particularly with shredded edges usually indicate mechanical damage to a leaf. This could be caused by an insect like a grasshopper or snail. It also can happen when something punctures the leaf like a weed wacker or falling tree branch. The plant will be fine, but the leaf marks will be there permanently. If you start seeing this damage a lot I recommend looking around for crickets or checking your home security camera to see if the weed wacker guy is getting into your plant beds!

HARD WATER




If you have hard water at home then you may notice mineral deposits on your Bromeliads which can look like white or off white streaks on your leaves. Often these deposits can be very hard to clean off but they will not damage the plant. If you want to avoid these marks, try collecting rain water and using it on your special collection.



Algae may be very rough on the eyes and nose but it will not harm your plant and is totally normal. When wet, it is often a bubbly green color and turns white as it dries. If the look or smell bothers you try watering your Bromeliad more often to rinse out the algae before it has time to accumulate in the center.

Helpful



While creatures of the insect kind can be harmful to Bromeliads, frogs and lizards should be encouraged to live in and around your plants. Besides adding beautiful music and epic photo opportunities, they provide you with free fertilizer and mosquito larvae/algae removal.



When some Bromeliads bloom the color change starts as spotting that can resemble sun damage. If a plant starts to change color but otherwise looks healthy wait a while before moving or treating it. It may be getting ready to bloom!



These are just a few of the problems you may come across in your home garden. As you grow your collection I encourage you to investigate new discoveries before you spray chemicals or throw out plants. Create a quarantine area somewhere in your yard so you can place plants there to observe any changes that you feel may be harmful. Don't be afraid to take photos of your plants and send them to your local Bromeliad or plant societies for advice. Plant people are usually just as passionate as you are and will be happy to help. Keep Growing everyone!

What's Blooming

by Stephanie LaRusso

This month in the Herndon Collection just about all of the Neoregelia that hadn't bloomed already are starting to open flowers. Make sure however, that while you are loving your Neos, you keep an eye on your Orthophytums and Sincorea as many of them are also looking their best this time of year!





