



Professional Blue Power Tools For Trade & Industry

Range for 2013/2014



BOSCH

Invented for life

Symbols and their meaning.



Guide rail
For precise cuts.



"Plus-clean" system
Electromagnetic filter cleaning for clean filter surfaces and lasting suction power.



Carrying case



Slim Grip
Slim Grip



Spindle lock
Faster, easier disc//tool changing.



360° degrees
Text will follow.



L-BOXX
Intelligent system for transport and storage.



Bosch SDS System
Fast, tool-free changing of application tools.



SDS-plus toolholder
Optimum power transfer. For Rotary Hammers in the 2 – 4kg class.



SDS-max toolholder
Optimum power transfer. For Rotary Hammers and Demolition Hammers from the 5kg class onwards.



Electronic
Speed preselection for adjusting to suit any application.



Constant Electronic
Power booster for heavy loads. Constant speed, even under load.



Torque Control
Torque preselection for uniform screwdriving of a large number of screws.



Anti-Rotation
Interruption of power transfer.



Overload clutch



Forward/reverse rotation
For inserting and removing screws.



Lithium-ion technology
No self-discharge. No memory effect.



Anti-rotation protective guard
Stands firm, even if the disc breaks.



Brake system
The brake reduces the run-out time of the disc by up to 80%.



KickBack Stop
More protection: the tool shuts down when jammed.



Restart protection
Prevents the tool from automatically starting up after a power cut.



Dust extraction
Directly into the integral dust bag on the machine and/or using an all-purpose dust extractor.



Direct cooling
For high overload capability and a long service life.



Starting current limitation
For a safe start.



Saw blade pendulum action
Adjustable 3-stage or 4-stage saw blade pendulum action.



Easy-Fit
A perfect fit for paper with a Velcro-type fastening and for rolls of paper.



Fine depth adjustment
Scale accurate to 1/10 mm for precise routing work.



Turbo Blower
Blower for optimum view of the cutting line.



Auto-Lock
For fastest possible tool changes with one hand.



Turbo Power
More power for faster working.



Woodrazor
Extremely sharp blades and an exact fit.



Laser class 3R
Laser class for various measuring tools.



Laser class 2
Laser class for measuring tools.



Vibration Control
Patented vibration damping system.

Blue. The colour of professionals.



Our blue power tools support professionals perfectly with their day-to-day work. This is because we work very closely with real professionals during product development, so we know what matters when working with tools: quality, reliability, performance, ergonomics and ease of use. In addition to this, our system accessories and service offers give the professional perfect solutions for every work situation. A sound basis for outstanding professional work results – even under the most difficult conditions.

The professional blue power tools from Bosch. Convincing solutions for trade and industry.

Content

1



14 Cordless Tools – Lithium-ion Technology

- 18 Cordless Screwdriver
- 19 Cordless Drill/Driver
- 20 Cordless Drill/Driver
- 22 Cordless Drill/Driver
- 22 Cordless Impact Drill/Driver
- 23 Cordless Impact Drill
- 24 Cordless Impact Driver
- 28 Cordless Rotary Hammer
- 28 Cordless Multi-Cutter

1



36 Cordless Tools – Nickel Technology

- 38 Cordless Drill/Driver
- 40 Cordless Impact Drill/Driver
- 41 Cordless Impact Driver

2



42 Impact Drills, Drills, Screwdrivers

- 44 Impact Drill
- 45 Impact Drill
- 46 Impact Drill
- 46 Impact Drill
- 47 Rotary Drill
- 48 Rotary Drill
- 48 Rotary Drill
- 49 Rotary Drill

42 Impact Drills, Drills, Screwdrivers

- 50 Rotary Drill
- 50 Magnetic Drill Stand
- 51 Depth Stop Screwdriver
- 51 Impact Wrench



2

52 Rotary Hammers and Demolition Hammers

- 54 Rotary Hammer with SDS-plus
- 62 Dust Extraction Hammer with SDS-plus
- 62 Rotary Hammer with SDS-max
- 65 Demolition Hammer with SDS-max
- 67 Demolition Hammer with Hex
- 68 Breaker



3

74 Diamond Technology

- 76 Diamond Drill
- 76 Drill Stand
- 77 Concrete Grinder
- 77 Marble Saw



4

5



80 Working on Metal

- 82 Angle Grinder
- 87 Polisher
- 88 Angle Grinder
- 92 Straight Grinder

6



98 Working on Wood

- 100 Random Orbit Sander
- 101 Orbital Sander
- 103 Palm Router
- 104 Planer
- 105 Multi cutter

7



106 Saws

- 108 Jigsaw
- 110 Hand-held Circular Saw
- 112 Chainsaw
- 113 Sabre saw

116 Bench-mounted Tools

- 118 Mitre Saw
- 119 Table Saw
- 119 Metal Cut-off Grinder



8

122 Dust Extractors, Glue Guns, Heat Guns

- 124 Wet/Dry Extractor
- 125 Blower with Dust Extraction
- 126 Heat Gun



10

128 Digital Measuring Tools

- 130 Rotation Laser
- 130 Line Laser
- 134 Point Laser
- 135 Line Laser
- 135 Rangefinder
- 138 Detector
- 139 Digital Inclinometer
- 140 Optical level
- 141 Building Tripod
- 142 Universal holder
- 143 Rotation Laser
- 144 Rotation Laser



11



Leadership in Technology and Engineering

The Innovations from Bosch.

Bosch is committed to creating new, efficient solutions for professionals at work. Continual innovation, development, experience and knowledge mean Bosch can deliver the latest in quality, highly effective power tools to assist highly skilled professionals in their day to day work.

New! **Cordless Drill/Driver**
GSR 10,8-LI Professional

powered by **Li-Ion** technology

The shortest and most powerful screw driver in class
▶ P. 18

New! **Cordless Drill/Driver**
GSR 1800-LI Professional

powered by **Li-Ion** technology

Powerful and reliable tool
▶ P. 20

New! **Cordless Impact Drill**
GSB 18 VE-2-LI Professional

powered by **Li-Ion** technology

Heavy-duty power in a compact package
▶ P. 22

New! **Cordless Universal Shear**
GUS 10,8 V-LI Professional

powered by **Li-Ion** technology

Fast straight cutting in different soft materials
▶ P. 28

New! **Cordless Sabre Saw**
GSA 10,8 V-LI Professional

powered by **Li-Ion** technology


The smallest professional universal saw
▶ P. 28

New! **Impact Drill**
GSB 1300 Professional

Powerful and reliable tool
▶ P. 44





New! Rotary Hammer with SDS-plus
GBH 2-28 D Professional



Most powerful Bosch hammer in its class
▶ P. 58

New! Rotary Hammer with SDS-plus
GBH 2-28 DV Professional




 Powerful Bosch hammer with vibration control
▶ P. 59

New! Rotary Hammer with SDS-plus
GBH 2-28 DFV Professional




 Most powerful Bosch hammer in its class :
Now with Vibration Control
▶ P. 59

New! Demolition Hammer with SDS-max
GSH 5 Professional



Longest lifetime in class with power that impresses
▶ P. 64

New! Demolition Hammer with Hex
GSH 5 X Professional



“Effective & Fast” - The chipping specialist
▶ P. 66

New! Marble Saw
GDM 13-34 Professional



More cutting power with the longest lifetime in class
▶ P. 76

New! Straight Grinder
GGG 28 LCE Professional



Perfect handling for tough grinding applications
▶ P. 91

New! Straight Grinder
GGG 3000 L Professional



The compact power straight grinder for user-friendly handling
▶ P. 92

New! Straight Grinder
GGG 5000 Professional



Superior handling for heavy duty job
▶ P. 92




New! **Straight Grinder**
GG5 5000 L Professional



Superior handling for heavy duty job
▶ P. 93

New! **Random Orbit Sander**
GEX 150 AVE Professional



Corded random orbit sander with low vibration to release your hands from buzz
▶ P. 100

New! **Jigsaw**
GST 8000 E Professional



Bosch professional Jigsaw with the best cost to power ratio
▶ P. 109

New! **Hand-held Circular Saw**
GKS 7000 Professional



Compact and light weight on top of the standard
▶ P. 110

New! **Hand-held Circular Saw**
GKT 55 GCE Professional




Precision and power for an ultra clean cut
▶ P. 111

New! **Sabre saw**
GSA 1300 PCE Professional



Lowest vibration in its class – and a powerful 1300 watts
▶ P. 113

New! **Table Saw**
GTS 10 J Professional



The powerful tool with large cutting capacity
▶ P. 118

New! **Metal Cut-off Grinder**
GCO 2 Professional



Robust, powerful and durable cut-off saw design for tradesman
▶ P. 119

New! **All Purpose Extractor**
GAS 15 L Professional



The versatile all-purpose wet/dry vacuum cleaner with integrated blower function
▶ P. 124



New! **Line Laser**
GLL 2 X Professional

The quick and precise solution for diverse applications
► P. 131

New! **Line Laser**
GCL 25 Professional

The simple solution for all short-distance leveling and transfer applications
► P. 132

New! **Rangefinder**
GLM 50 Professional

An accurate and robust 50m laser rangefinder for your daily usage
► P. 135

New! **Detector**
GMS 100 M Professional

The most reliable metal detector in its class
► P. 137

New! **Optical level**
GOL 32 D Professional

Extremely robust for outdoor use
► P. 139

New! **Surface Laser**
GSL 2 Professional

The first simple and fast solution to check floor surface planarity
► P. 140



Everything from a single source.

The innovative accessories from Bosch.

Bosch offers a comprehensive range of products with outstanding quality for every range of applications, all target groups and all brands of power tools. Bosch is one of the top suppliers of bonded abrasives, diamond cutting and grinding discs, drill bits, chisels, routers and screwdriver bits - and is also the leading manufacturer of jigsaw, sabre saw, circular saw blades, accessories for multi cutters and holesaws.

SDS plus-3 hammer drill bit

30% longer lifetime enhances drilling performance.

- ▶ **High durable centric carbide tip.** Good guidance when drilling.
- ▶ **Break resistant flute design.** 30% longer lifetime as comparing to similar priced product available in the market.
- ▶ **German masonry drill bit testing association (PGM) certified quality.** The PGM seal is the guarantor for compliance with tight tolerances, exactly drilled holes, and a firm hold for fixings





14" & 16" cutting discs

Fast cut for optimum performance and lifetime

- ▶ **Long Lifetime.** The continuous self-sharpening abrasives provide consistent cutting quality over the entire lifetime of the disc.
- ▶ **Fast Speed.** The combination of high-quality grains and resins ensures maximum abrasive contact and cutting speed.
- ▶ **Safety and quality control.** All Bosch cutting and grinding discs are produced to meet or exceed EN12413 standards.



Expert for Wood circular saw blades

Expert blades for effortless cutting.

- ▶ **Triple sharp teeth.** Smooth cut and excellent finish.
- ▶ **Thin kerf.** Fast cut and less waste.
- ▶ **Micrograin carbide.** Stays sharp longer.
- ▶ **Well balanced steel body.** Low vibration and wobbling.
- ▶ **Optimized tooth geometry.** Smooth, clean cutting and long life.
- ▶ **Expansion slots.** Ensure blade stability and deforming.



Bosch coated abrasive range

Built to perform. Built to last.

- ▶ **Zirconia Fibre Discs, R575.** Superior performance for high quality stainless steel.
- ▶ **Aluminum Oxide Fibre Discs, Expert for metal.** Long lasting lifetime for metal.
- ▶ **Velcro Sanding Discs, C460.** For the perfect finish.



1

Cordless Tools – Lithium-ion Technology

Cordless Tools – Lithium-ion Technology



Professional power in every voltage class.

Cordless tools with Bosch lithium-ion technology set new standards in power and reliability. These tools impress with their particularly long battery runtime, optimum weight and extreme robustness. Bosch is the first manufacturer to offer a comprehensive product system with lithium-ion technology in every voltage class.

The Bosch Lithium-ion cordless classes:

- ▶ **Pocketseries 3,6 V:**
World's smallest professional cordless tools. Perfect for driving in tight spaces and hard-to-reach areas.
- ▶ **Compactseries 10,8 V:**
Light weight for fatigue-less jobs. The best choice for installation works.
- ▶ **Lightseries 10,8 V/14,4 V/18 V:**
Offer maximum performance, high speed and long runtime in combination with compact design.
- ▶ **Allrounderseries 14,4 V/18 V:**
Best performance to weight/size ratio. Extremely long battery runtime.
- ▶ **Robustseries 14,4 V/18 V:**
The extremely robust and powerful cordless tools. Developed for the toughest construction site use.
- ▶ **Superseries 36 V:**
As powerful as corded. Offer a completely new power dimension.




Empower Your Manpower With Bosch Premium Lithium-Ion Technology

With longer battery lifetime and runtime, lighter weight and faster charging speed Bosch empowers you with cordless power tools truly built to increase your productivity and success.

Work smart

With the lowest cost per battery lasting 4 times longer than competitors' alternatives.



Bosch ECP (Electronic Cell Protection)
Prevents battery cells against deep discharges, overheating and overloads.

Bosch HCH (Heat Conductive Housing)

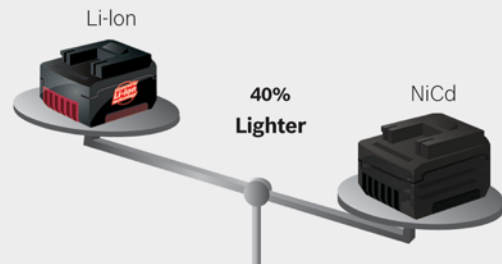
Keeps the battery temperature low
- Protects cells from overheating during usage
- Reduces the cooling down time before re-charging

Balances the heat level between cells
- Extends battery lifetime



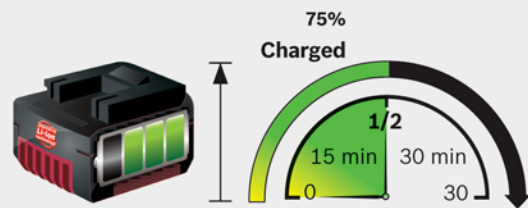
Work easy

With a 40% lighter battery your work is more effortless and less tiring.



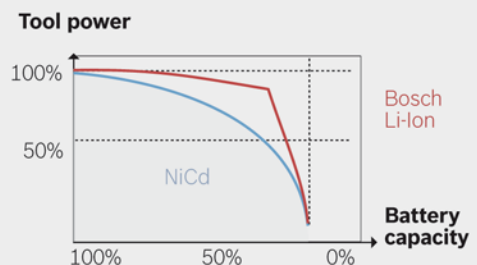
Work anytime

With **Bosch Hypercharge** for a fast battery charging combined with a **minimal battery discharge** that allows you to start work whenever you want.



Work strong

With a full battery power delivered from the first to the last screw or hole.





Work flexible

The unique choice between minimum two high-performance batteries per voltage class provides you with the optimum battery pack for every job: “Premium” battery for longer battery runtime or “Compact” battery with less weight for even more comfortable working.

Bosch Cordless System gives you the smart choice based on your exact needs.



Premium battery pack
For powerful working and longer battery runtime

Bosch gives you the CHOICE!

Compact battery pack
Less weight for perfect handling and more comfortable working

Cordless Screwdriver

IXO 3 Professional

The world's smallest screw driver -

Now perfect screwdriving at every angle!

- ▶ Perfect for driving in tight spaces and hard-to-reach areas
- ▶ Optional angle screw and torque setting adaptor: For even more applications

Other features

- ▶ Magnetic bit holder
- ▶ Integrated LED light for illuminating the work area, even in dark places
- ▶ Soft rubber grip



New!

3.6 V 0.3 kg



Technical data	
Order number	0 601 960 ...
Torque, max. (hard screwdriving applications)	4 Nm
No-load speed	0 - 180 rpm
Max. screw diameter	5 mm
Scope of supply	
Charger (SP no. 2 607 225 089)	✓
Hex drill bit	✓
Screw driver bit set	✓
Universal holder	✓

Cordless Screwdriver

GSR ProDrive Professional

World's smallest professional cordless screwdriver

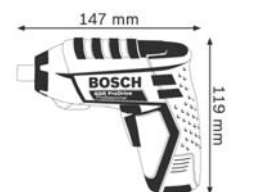
- ▶ Extremely small and handy – fits in any trouser pocket
- ▶ Powerful: 110 screws (3.5 x 30 mm in softwood) with only one battery charge
- ▶ Continuous work due to changeable battery and quick charger

Other features

- ▶ Unique Bosch Premium lithium-ion technology for 400% longer lifetime and unbeatable battery runtime
- ▶ Bosch Electronic Cell Protection (ECP): protects the battery against overload, overheating and total discharge
- ▶ Motor brake for precise work when driving rows of screws



3.6 V 0.5 kg



Technical data	
Order number	0 601 9A2 ...
Torque, max. (hard screwdriving applications)	7 Nm
No-load speed	0 - 250 rpm
Max. screw diameter	5 mm
Scope of supply	
1 x 1.3 Ah Li-Ion battery	✓
Charger AL 1115 CV (SP no. 2 607 225 514)	✓
Hex drill bit	✓
Holster	✓
Screw driver bit set	✓
Soft Bag	✓
Universal holder	✓

Cordless Drill/Driver **GSR 10,8-2-LI Professional**

The shortest and most powerful in its class

- ▶ Short head length only 179mm - better balance and control of the tool for perfect working in tight areas
- ▶ Light weight 0.95kg for low-fatigue and convenient working
- ▶ 2-speed gearbox optimized torque for screw driving and speed for drilling

Other features

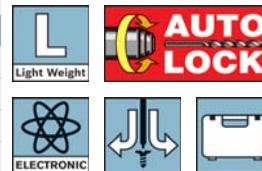
- ▶ Unique Bosch Premium lithium-ion technology for 400% longer lifetime and unbeatable battery runtime
- ▶ Bosch Electronic Cell Protection (ECP): protects the battery against overload, overheating and total discharge
- ▶ 10mm Auto-lock chuck to cater many types of accessories without an adaptor



10.8 V



Technical data	
Order number	0 601 868 ...
Torque, max. (hard screwdriving applications)	30 Nm
No-load speed (1st gear/2nd gear)	0 - 350 / 1300 rpm
Max. screw diameter	7 mm
Max. drilling diameter in wood	19 mm
Max. drilling diameter in steel	10 mm
Torque settings	20+1
Chuck clamping range	1 - 10 mm
Scope of supply	
... 1K0	
1 screwdriver bit	✓
2 x 1.3 Ah Li-Ion batteries (2 607 336 014)	✓
Carrying case	✓
Charger AL 1130 CV (2 607 225 134)	✓



Cordless Drill/Driver **GSR 10,8-LI Professional**

The shortest and most powerful screw driver in class

- ▶ Very short head length for easy controlling and perfect working in tight areas
- ▶ Fatigue-less work - Light weight only 0.8 kg
- ▶ 20 clutch settings for precise screw driving

Other features

- ▶ Motor brake for exact serial screw driving
- ▶ 2-speed optimized torque for screw driving and speed for drilling
- ▶ Variable speed trigger perfect speed regulation
- ▶ LED light to illuminate dark work space
- ▶ Electronic Cell Protection (ECP): protects the battery against overload, overheating and total discharge



10.8 V **0.8 kg**



Technical data	
Order number	0 601 992 ...
Torque, max. (hard screwdriving applications)	30 Nm
No-load speed (1st gear/2nd gear)	0 - 350 / 1300 rpm
Max. screw diameter	7 mm
Max. drilling diameter in wood	19 mm
Max. drilling diameter in steel	10 mm
Torque settings	20
Scope of supply	
... 9F0	
2 x 1.3 Ah Li-Ion batteries (2 607 336 014)	✓
Carrying case	✓
Charger AL 1130 CV (2 607 225 134)	✓



Cordless Angle Driver

GWI 10,8 V-LI Professional

The most compact lithium-ion cordless angle driver

- ▶ Extremely versatile, above all in tight spaces and hard-to-reach areas, thanks to the 5 head position settings: 0°/22.5°/45°/67.5°/90°
- ▶ Very compact: 9.5 cm adjustable head, the smallest on the market
- ▶ 7-stage electronic torque setting + drill setting

Other features

- ▶ Unique Bosch Premium lithium-ion technology for 400% longer lifetime and unbeatable battery runtime
- ▶ Bosch Electronic Cell Protection (ECP): protects the battery against overload, overheating and total discharge
- ▶ Motor brake for precise work when driving rows of screws



Technical data	
Order number	0 601 360 ...
No-load speed	0 - 585 rpm
Max. screw diameter	5 mm
Max. drilling diameter in wood	10 mm
Max. drilling diameter in steel	8 mm
Toolholder	1/4" internal hexagon
Scope of supply	... U06
	✓

10.8 V



Cordless Drill/Driver

GSR 1080-LI Professional

Powerful and reliable tool

- ▶ 10.8 Volt lithium-ion drill/driver
- ▶ Bosch Electronic Cell Protection (ECP): protects the battery against overload, overheating and total discharge
- ▶ No memory effect: the battery can be charged regardless of the charging state at any time, without damaging the cells

Other features

- ▶ Interchangeability between 10.8 Volt and 14.4 Volt battery packs



Technical data	
Order number	0 601 9A8 ...
Torque, max. (hard screwdriving applications)	27 Nm
No-load speed (1st gear/2nd gear)	0 - 400 / 1200 rpm
Max. screw diameter	6 mm
Max. drilling diameter in wood	23 mm
Max. drilling diameter in steel	10 mm
Torque settings	25+1
Chuck clamping range	1 - 10 mm
Scope of supply	... 9K0
2 x 1.3 Ah Li-Ion batteries (2 607 336 600)	✓
Carrying case	✓
Charger AL1814 CV	✓
Screwdriver bit	✓

10.8 V

1.25 kg

New!



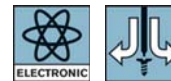
Cordless Drill/Driver**GSR 1440-LI Professional****Powerful and reliable tool**

- ▶ 14.4 Volt lithium-ion drill/driver
- ▶ Bosch Electronic Cell Protection (ECP): protects the battery against overload, overheating and total discharge
- ▶ No memory effect: the battery can be charged regardless of the charging state at any time, without damaging the cells

Other features

- ▶ Interchangeability between 10.8 Volt and 14.4 Volt battery packs

Technical data	
Order number	0 601 9A8 ...
Torque, max. (hard screwdriving applications)	30 Nm
No-load speed (1st gear/2nd gear)	0 - 420 / 1400 rpm
Max. screw diameter	7 mm
Max. drilling diameter in wood	25 mm
Max. drilling diameter in steel	10 mm
Torque settings	25+1
Chuck clamping range	1 - 10 mm
Scope of supply	
1 screwdriver bit	✓
2 x 1.3 Ah Li-Ion batteries (2 607 336 608)	✓
Carrying case	✓
Charger AL1814 CV	✓

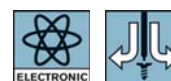
**New!****14.4 V 1.3 kg****Cordless Drill/Driver****GSR 1800-LI Professional****Powerful and reliable tool**

- ▶ Powerful to cover major applications of drill driver - max 33 Nm
- ▶ Bosch Electronic Cell Protection (ECP): protects the battery against overload, overheating and total discharge
- ▶ Slim design grip for fatigue-less job

Other features

- ▶ 25 clutch settings for precise screw driving

Technical data	
Order number	0 601 9A8 ...
Torque, max. (hard screwdriving applications)	33 Nm
No-load speed (1st gear/2nd gear)	0 - 400 / 1300 rpm
Max. screw diameter	8 mm
Max. drilling diameter in wood	29 mm
Max. drilling diameter in steel	10 mm
Torque settings	25
Scope of supply	
1 x Screwdriver bit	✓
2 x 1.3 Ah Li-Ion backpack batteries	✓
Carrying case	✓
Charger AL1814CV (2 607 225 728)	✓

**New!****18 V 1.4 kg**

Cordless Drill/Driver

GSR 14,4 V-LI Professional

The longest-distance runner with the shortest head length

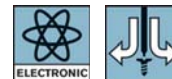
- ▶ Shortest head length in its class for easy handling
- ▶ Longest runtime in its class - finish many applications in one charge
- ▶ Bosch Flexible Battery pack system - choose battery capacity based on their needs.

Other features

- ▶ Slim and ergonomic design grip for fatigue-free job
- ▶ Bosch Electronic Cell Protection (ECP): protects the battery against overload, overheating and total discharge
- ▶ LED light to illuminate dark area
- ▶ Belt hook - conveniently hang off the belt



14.4 V 1.7 kg



Technical data	
Order number	0 601 866 ...
Torque, max. (hard screwdriving applications)	60 Nm
No-load speed (1st gear/2nd gear)	0 - 500 / 1600 rpm
Max. screw diameter	7 mm
Max. drilling diameter in wood	32 mm
Max. drilling diameter in steel	13 mm
Torque settings	18+1
Chuck clamping range	1.5 - 13 mm
Scope of supply	
2 x 2.6 Ah Li-Ion batteries (2 607 336 078)	✓
Carrying case	✓
Charger AL 1860 CV (2 607 225 334)	✓

Cordless Impact Drill/Driver

GSB 10,8-2-LI Professional

The shortest powerful impact drill driver

- ▶ Cover wide application range by one tool - impact drilling function
- ▶ Easy to handle - shortest head length 187mm in its class
- ▶ Fatigue-less work - Light weight only 1.0kg

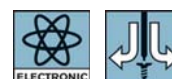
Other features

- ▶ Bosch Electronic Cell Protection (ECP) protects the battery against overload, overheating and deep discharge
- ▶ Integrated LED light for illuminating the work area, even in dark places



New!

10.8 V 1 kg



Technical data	
Order number	0 601 9B6 ...
Torque, max. (hard screwdriving applications)	30 Nm
No-load speed (1st gear/2nd gear)	0 - 380 / 1300 rpm
Max. screw diameter	7 mm
Max. drilling diameter in wood	19 mm
Max. drilling diameter in steel	10 mm
Torque settings	20
Chuck clamping range	10 mm
Scope of supply	
1 screwdriver bit	✓
1 x 1.3 Ah Li-Ion battery	✓
Carrying case	✓
Charger AL 1130 CV (2 607 225 134)	✓

Cordless Impact Drill

GSB 14,4-2-LI Professional

Most compact and lightweight professional 14,4V impact drill in the market

- ▶ Lightest weight in class for fatigue free drilling
- ▶ Most Compact - Perfect handling due to compact design
- ▶ Able to complete a wide range of applications including impact drilling in masonry

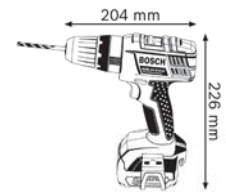
Other features

- ▶ Integrated LED for lighting up work areas
- ▶ Soft grip: easy and fatigue-less handling by ergonomic
- ▶ Forward / Reverse rotation
- ▶ No memory effect and no self-discharge thanks to lithium-ion technology
- ▶ Full power of the battery up to the last screw
- ▶ ECP: Electronic Cell Protection protects battery against overload, overheating, and total discharge
- ▶ Flexible battery system: compatible with 1.5Ah, 2.0Ah and 4.0Ah batteries in the same voltage class

Technical data	
Order number	0 601 9A5 ...
Torque, max. (hard screwdriving applications)	35 Nm
Max. screw diameter	7 mm
Max. drilling diameter in wood	30 mm
Max. drilling diameter in steel	10 mm
Torque settings	20+1
Chuck clamping range	10 mm
Scope of supply	
2 x 1.3 Ah Li-Ion batteries (2 607 225 435)	✓
Carrying case (2 605 438 667)	✓
Charger AL 1820 CV (2 607 225 423)	✓
Keyless chuck (2 608 572 257)	✓



14.4 V



Cordless Impact Drill

GSB 18 VE-2-LI Professional

Heavy-duty power in a compact package

- ▶ Extremely powerful - upto 85 Nm for the toughest screw driving and drilling applications
- ▶ Extremely robust - Fully functional even after 2 m falling on concrete. Metal chuck
- ▶ Extremely compact - shortest head length in its class

Other features

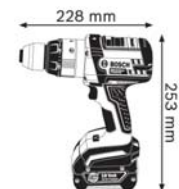

- ▶ Slim and ergonomic design grip for fatigue-free job
- ▶ Electronic Motor Protection (EMP) protects the motor against overload and ensures a long lifetime
- ▶ Bosch Electronic Cell Protection (ECP): protects the battery against overload, overheating and total discharge
- ▶ LED light to illuminate dark area

Technical data	
Order number	0 601 862 ...
Torque, max. (hard screwdriving applications)	85 Nm
No-load speed (1st gear/2nd gear)	0 - 420 / 1800 rpm
Max. impact rate	27000 bpm
Max. drilling diameter in wood	45 mm
Max. drilling diameter in masonry	16 mm
Torque settings	25+1
Chuck clamping range	1.5 - 13 mm
Scope of supply	
2 x 3.0Ah Batteries (2 607 336 235)	✓
Auxiliary handle(2 602 025 158)	✓
Charger AL 1860 CV	✓



New!

18 V



Cordless Impact Driver

GDR 10,8-LI Professional

The most compact Impact Driver with professional performance

- ▶ High torque 105Nm with pocket size body that can cover 80% of conventional size of cordless impact driver applications
- ▶ Shortest head length in its class (only 137mm) and only 0.96kg weight for easy handling
- ▶ Highest speed in its class for outstanding work progress

Other features

- ▶ Unique Bosch Premium lithium-ion technology for 400% longer lifetime and unbeatable battery runtime
- ▶ Bosch Electronic Cell Protection (ECP): protects the battery against overload, overheating and total discharge
- ▶ Integrated luminous ring with 3 LEDs for lighting up the work area, even in dark places



10.8 V



Technical data	
Order number	0 601 9A6 ...
Torque, max. (hard screwdriving applications)	105 Nm
No-load speed	0 - 2600 rpm
Rated impact rate	0 - 3100 bpm
Screw diameter	M4-M12
Toolholder	1/4" internal hexagon
Scope of supply	
	... 9F0 ... 9K0
1 screwdriver bit	✓ ✓
1 x 1.3 Ah Li-Ion battery (2 607 336 014)	- ✓
2 x 1.3 Ah Li-Ion batteries (2 607 336 014)	✓ -
Carrying case	✓ ✓
Charger AL 1130 CV (2 607 225 134)	✓ ✓
Wrist strap	✓ ✓

Cordless Impact Driver

GDR 1080-LI Professional

Powerful and reliable tool

- ▶ 10.8 Volt lithium-ion impact driver
- ▶ Bosch Electronic Cell Protection (ECP): protects the battery against overload, overheating and total discharge
- ▶ No memory effect: the battery can be charged regardless of the charging state at any time, without damaging the cells

Other features

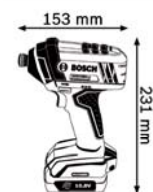
- ▶ Interchangeability between 10.8 Volt and 14.4 Volt battery packs



New!

10.8 V

1.1 kg



Technical data	
Order number	0 601 9B3 ...
Torque, max. (hard screwdriving applications)	110 Nm
No-load speed	0 - 2600 rpm
Rated impact rate	0 - 3200 bpm
Screw diameter	M4 - M12
Toolholder	1/4" internal hexagon
Scope of supply	
	... 9K0
1 screwdriver bit	✓
2 x 1.3 Ah Li-Ion batteries (2 607 336 600)	✓
Carrying case	✓
Charger AL1814 CV (2 607 225 742)	✓

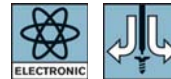
Cordless Impact Driver**GDR 14,4 V-LI Professional****Powerful, compact and handy**

- ▶ High power and highest speed in its class for outstanding work progress
- ▶ Compact and ergonomic grip design for fatigue-free working
- ▶ Optimised head length is good for working in a narrow space

Other features

- ▶ Unique Bosch Premium lithium-ion technology for 400% longer lifetime and unbeatable battery runtime
- ▶ Bosch Electronic Cell Protection (ECP): protects the battery against overload, overheating and total discharge
- ▶ Extremely robust: fully functional, even after falling 2 m onto concrete

Technical data	
Order number	0 601 9A1 ...
Torque, max. (hard screwdriving applications)	150 Nm
No-load speed	0 - 2800 rpm
Rated impact rate	0 - 3200 bpm
Screw diameter	M 6 - M 14
Toolholder	1/4" internal hexagon
Scope of supply	
1 screwdriver bit	✓
2 x 2.6 Ah Li-Ion batteries (2 607 336 078)	✓
Belt clip	✓
Carrying case	✓
Charger AL 1820 CV (2 607 225 424)	✓
Hand strap	✓

**14.4 V 1.6 kg****Cordless Impact Driver****GDR 1440-LI Professional****Powerful and reliable tool**

- ▶ 14.4 Volt lithium-ion impact driver
- ▶ Bosch Electronic Cell Protection (ECP): protects the battery against overload, overheating and total discharge
- ▶ No memory effect: the battery can be charged regardless of the charging state at any time, without damaging the cells

Other features

- ▶ Interchangeability between 10.8 Volt and 14.4 Volt battery packs

Technical data	
Order number	0 601 9B3 ...
Torque, max. (hard screwdriving applications)	130 Nm
No-load speed	0 - 2900 rpm
Rated impact rate	0 - 3300 bpm
Screw diameter	M4 - M14
Toolholder	1/4" internal hexagon
Scope of supply	
1 screwdriver bit	✓
2 x 1.3 Ah Li-Ion batteries (2 607 336 600)	✓
Carrying case	✓
Charger AL1814 CV (2 607 225 742)	✓

**14.4 V 1.2 kg**

Cordless Impact Driver

GDR 18 V-LI Professional

Powerful, compact and handy

- ▶ High power and highest speed in its class for outstanding work progress
- ▶ Compact and ergonomic grip design for fatigue-free working
- ▶ Optimised head length is good for working in a narrow space

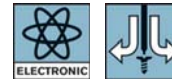
Other features

- ▶ Unique Bosch Premium lithium-ion technology for 400% longer lifetime and unbeatable battery runtime
- ▶ Bosch Electronic Cell Protection (ECP): protects the battery against overload, overheating and total discharge
- ▶ Extremely robust: fully functional, even after falling 2 m onto concrete



Technical data	
Order number	0 601 9A1 ...
Torque, max. (hard screwdriving applications)	160 Nm
No-load speed	0 - 2800 rpm
Rated impact rate	0 - 3200 bpm
Screw diameter	M 6 – M 14
Toolholder	1/4" internal hexagon
Scope of supply	
1 screwdriver bit	✓
2 x 2.6 Ah Li-Ion batteries (2 607 336 092)	✓
Belt clip	✓
Carrying case	✓
Charger AL 1820 CV (2 607 225 424)	✓
Hand strap	✓

18 V



Cordless Impact Wrench

GDS 14,4 V-LI Professional

Powerful, compact and handy impact wrench

- ▶ High power and highest speed in its class for outstanding work progress
- ▶ Compact and ergonomic grip design for fatigue-free working
- ▶ Optimised head length is good for working in a narrow space

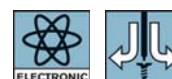
Other features

- ▶ Unique Bosch Premium lithium-ion technology for 400% longer lifetime and unbeatable battery runtime
- ▶ Bosch Electronic Cell Protection (ECP): protects the battery against overload, overheating and total discharge
- ▶ Extremely robust: fully functional, even after falling 2 m onto concrete
- ▶ Bosch Hyper Charge: due to the rapid charging process, the batteries are charged to 75% after just half of the charge time



Technical data	
Order number	0 601 9A1 ...
Torque, max. (hard screwdriving applications)	170 Nm
No-load speed	0 - 2800 rpm
Rated impact rate	0 - 3200 bpm
Screw diameter	M 6 – M 16
Toolholder	1/2" external square
Scope of supply	
2 x 2.6 Ah Li-Ion batteries (2 607 336 092)	✓
Belt clip	✓
Carrying case	✓
Charger AL 1860 CV (2 607 225 322)	✓
Hand strap	✓

14.4 V 1.6 kg



Cordless Impact Wrench

GDS 18 V-LI Professional

Powerful, compact and handy impact wrench

- ▶ High power and highest speed in its class for outstanding work progress
- ▶ Compact and ergonomic grip design for fatigue-free working
- ▶ Optimised head length is good for working in a narrow space

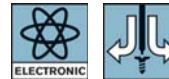
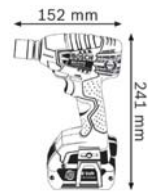
Other features

- ▶ Unique Bosch Premium lithium-ion technology for 400% longer lifetime and unbeatable battery runtime
- ▶ Bosch Electronic Cell Protection (ECP): protects the battery against overload, overheating and total discharge
- ▶ Extremely robust: fully functional, even after falling 2 m onto concrete
- ▶ Bosch Hyper Charge: due to the rapid charging process, the batteries are charged to 75% after just half of the charge time

Technical data	
Order number	0 601 9A1 ...
Torque, max. (hard screwdriving applications)	180 Nm
No-load speed	0 - 2800 rpm
Rated impact rate	0 - 3200 bpm
Screw diameter	M 6 - M 16
Toolholder	1/2" external square
Scope of supply	
	... SF0 ... 3F1
2 x 2.6 Ah Li-Ion batteries (2 607 336 092)	✓ ✓
Belt clip	✓ ✓
Carrying case	✓ ✓
Charger AL 1860 CV (2 607 225 322)	✓ -
Charger AL 1860 CV (2 607 225 332)	- ✓
Hand strap	✓ ✓



18 V



Cordless Impact Wrench

GDS 18 V-LI HT Professional

The most powerful 18 volt cordless impact wrench

- ▶ Highest torque (650 Nm) in its class for the toughest screwdriving applications in metal (M 12 - M 20) and concrete
- ▶ Extremely robust and tough due to all-metal gearbox and metal housing
- ▶ At 3.0 kg it is one of the lightest "High-Torque" impact wrenches

Other features

- ▶ Unique Bosch Premium lithium-ion technology for unbeatable battery runtime
- ▶ Bosch Electronic Cell Protection (ECP): protects the battery against overload, overheating and deep discharge
- ▶ Practical battery charge level indicator constantly shows how much energy is left in the battery

Technical data	
Order number	0 601 9B1 ...
Torque, max. (hard screwdriving applications)	650 Nm
No-load speed	0 - 1900 rpm
Rated impact rate	0 - 2100 bpm
Screw diameter	M 12 - M 20
Toolholder	1/2" external square
Scope of supply	
	... 301
2 X 3.0Ah Li-Ion batteries (2 607 336 236)	✓
Charger AL 1860 CV (2 607 225 322)	✓



18 V



Impact Wrench

GDS 30 Professional

The power pack for large screwdriving applications

- ▶ For heavy screw joints on trucks, construction machinery, in commercial vehicle construction, in the petrochemical and other heavy industries
- ▶ Auxiliary handle with backing pad that can be fitted in two positions for better handling
- ▶ Hanging hole for attaching to a balancer

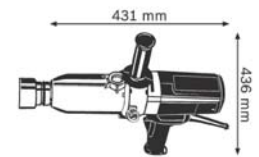
Other features

- ▶ V-groove impact mechanism with low recoil torque and long lifetime
- ▶ High impact performance with low weight
- ▶ Forward/reverse operation for tightening and loosening
- ▶ Torsion bars (special accessory) guarantee adherence to desired torque
- ▶ Easy-to-change tools



Technical data	
Order number	0 601 435 ...
Screw diameter	M 30max. M 30
Torque, max. (hard screwdriving applications)	1000 Nm
Torque, max. (soft screwdriving applications)	500 Nm
Toolholder	1" external square
Rated speed	860 rpm
Scope of supply	
Auxiliary handle (2 602 025 075)	✓
Hanging loop	✓

920 W 7.3 kg



Cordless Rotary Hammer

GBH 36 V-LI Professional

As powerful as corded

- ▶ As powerful as corded: up to 195 drilled holes (6 x 40 mm in concrete) with only one battery charge, ideal for outdoor use
- ▶ Pneumatic hammer mechanism with chisel function, optimised for drilling holes of 8 – 16 mm in concrete (max. 26 mm)
- ▶ As fast as the best 2kg mains-powered hammer due to high impact energy (3 joules)

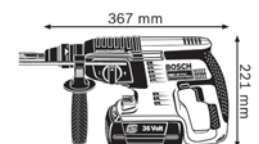


Technical data	
Order number	0 611 900 ...
Rated power input	600 W
Impact energy	0 - 3 J
Rated speed	0 - 960 rpm
Impact rate at rated speed	0 - 4260 bpm
Drilling dia. concrete, hammer drill bits	4 - 26 mm
Max. drilling diameter in wood	30 mm
Max. drilling diameter in steel	13 mm
Scope of supply	
1 x 2.6 Ah Li-Ion battery (2 607 336 108)	✓
Auxiliary handle (2 602 025 141)	✓
Carrying case (2 605 438 179)	✓
Charger AL 3640 CV	✓
Charger AL 3640 CV (2 607 225 100)	✓
Depth stop 210 mm (1 613 001 010)	✓



New!

36 V



Cordless Multi-Cutter**GOP 10,8 V-LI Professional****Perfect trimming, adjusting, repairing**

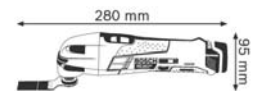
- ▶ Wide range of applications such as plunge cuts, flush cuts and sanding due to comprehensive range of accessories
- ▶ Excellent handling due to compact design and weight of only 1.0 kg
- ▶ Up to 20,000 oscillations per minute for the same professional performance as comparable mains-powered tools

Other features

- ▶ Unique Bosch Premium lithium-ion technology for 400% longer lifetime and unbeatable battery runtime



Technical data		
Order number	0 601 858 ...	
No-load speed	5000 - 20000 rpm	
Oscillation angle on left/right	1.4°	
Scope of supply		
	... 001	... 006
2 x 1.3 Ah Li-Ion battery (2 607 336 334)	-	✓
1 BIM segment sawblade	-	✓
2 x 1.3 Ah Li-Ion batteries (2 607 336 014)	✓	-
Allen key	✓	✓
BIM plunge-cutting saw blade	✓	-
Carrying case	✓	✓
Charger AL 1130 CV	-	✓
Charger AL 1130 CV (2 607 225 134)	✓	-
Delta sanding plate	✓	✓
Sanding paper set	✓	✓

10.8 V**Cordless Universal Shear****GUS 10,8 V-LI Professional****Fast straight cutting in different soft materials**

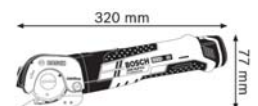
- ▶ Optimized highest 700 rpm cutting speed
- ▶ Safe cutting into different thickness
- ▶ High convenience with no blade change necessary

Other features

- ▶ Cutting-line mark "Cut control" for constant cutting reference while working
- ▶ Adjustable blade guard for finger protection
- ▶ Auto sharp for self sharpening function

**New!****10.8 V****1.0 kg**

Technical data	
Order number	0 601 9B2 ...
Stroke rate at no load	700 spm
Scope of supply	
	... 900
Battery pack (2 607 336 333)	✓
Carrying case (1 605 438 165)	✓
Charger AL 1130 CV (2 607 225 133)	✓



Cordless Sabre Saw

GSA 10,8 V-LI Professional

The smallest professional universal saw

- ▶ The most compact design in its class for perfect handling and versatile applications in wood, metal and plastic
- ▶ Excellent ergonomics: small grip circumference and light weight (only 1.2 kg) for maximum comfort
- ▶ Practical battery charge level indicator constantly shows how much energy is left in the battery

Other features

- ▶ Bosch SDS system for fast and convenient saw blade changes
- ▶ Unique Bosch Premium lithium-ion technology for 400% longer lifetime and unbeatable battery runtime
- ▶ Bosch Electronic Cell Protection (ECP): protects the battery against overload, overheating and deep discharge
- ▶ Practical overload protection indicator provides information about a possible tool overload, therefore ensuring a longer lifetime
- ▶ Integrated LED light for illuminating the work area, even in dark places



New!

10.8 V

Technical data	
Order number	0 601 64L ...
No-load speed (1st gear/2nd gear)	0 - 3000
Stroke lengths	14.5 mm
Scope of supply	
2 x 1.3 Ah Li-Ion batteries (2 607 336 014)	✓
Carrying case	✓
Charger AL 1130 CV (2 607 225 134)	✓
Saw blades	✓



Cordless Small Angle Grinder

GWS 18 V-LI Professional

The most powerful cordless angle grinder in its class

- ▶ Slim grip allows for greater control when grinding and cutting
- ▶ Ideal for cuts in tight spaces thanks its compact size
- ▶ Soft start and restart protection for increased safety

Other features

- ▶ Bullet proof guard for protection against shattered discs
- ▶ 2 stage switch to avoid intentional powering of the machine
- ▶ 4-pole motor design combined with rare earth magnets for increased power and efficiency
- ▶ 4 brush motor significantly increases service life
- ▶ ECP: Electronic Cell Protection thanks to overload, overheating and total-discharge protection



18 V

Technical data	
Order number	0 601 93A ...
No-load speed	10000 rpm
Roughing/cutting disc, diameter	115 mm
Scope of supply	
2 x 2.6 Ah Li-Ion batteries (2 607 336 092)	✓
2 X 3.0Ah Li-Ion batteries (2 607 336 236)	-
Auxiliary handle	✓
Carrying case	✓
Charger AL 1860 CV (2 607 225 322)	-
Charger AL 1860 CV (2 607 225 334)	✓
L-BOXX 136 (2 608 438 692)	-





Range of applications for all cordless screwdrivers and cordless rotary hammers at a glance



Bosch Premium lithium-ion technology

Drill/Drivers / Screwdrivers / Angle Drivers		Weight incl. battery (kg)	Screw dia. in wood (mm)												Drilling dia. in wood (mm)										Drilling dia. in masonry (mm)						Drilling dia. in steel (mm)																
			1	2	3	4	5	6	7	8	9	10	11	12	12+	2	4	6	8	10	12	14	16	18	20	22	24	26	28	30	32	34	36	38	40	45	50	2	4	6	8	10	12	14	16	18	10
Compactseries	GSR 10,8-2-LI Professional	-	[Optimum use: 2-7mm]												[Maximum range: 2-18mm]																10																
	GWI 10,8 V-LI Professional	-	[Optimum use: 2-5mm]												[Maximum range: 2-10mm]																8																
Lightseries	GSR 1080-LI Professional	1.3	[Optimum use: 2-7mm]												[Maximum range: 2-22mm]																-																
	GSR 1440-LI Professional	1.3	[Optimum use: 2-7mm]												[Maximum range: 2-24mm]																-																
	GSR 1800-LI Professional	1.4	[Optimum use: 2-7mm]												[Maximum range: 2-30mm]																10																
Allround-series	GSR 14,4 V-LI Professional	1.7	[Optimum use: 2-7mm]												[Maximum range: 2-32mm]																13																

Impact Drill/Drivers		Weight incl. battery (kg)	Screw dia. in wood (mm)												Drilling dia. in wood (mm)										Drilling dia. in masonry (mm)						Drilling dia. in steel (mm)																
			1	2	3	4	5	6	7	8	9	10	11	12	12+	2	4	6	8	10	12	14	16	18	20	22	24	26	28	30	32	34	36	38	40	45	50	2	4	6	8	10	12	14	16	18	10
Lightseries	GSB 10,8-2-LI Professional	1.0	[Optimum use: 2-7mm]												[Maximum range: 2-18mm]										[Optimum use: 2-6mm]						10																
	GSB 14,4-2-LI Professional	-	[Optimum use: 2-7mm]												[Maximum range: 2-24mm]										[Optimum use: 2-6mm]						10																
Robustseries	GSB 18 VE-2-LI Professional	-	[Optimum use: 2-7mm]												[Maximum range: 2-45mm]										[Optimum use: 2-6mm]						13																

Rotary Hammers		Weight incl. battery (kg)	Drilling dia. in concrete (mm)																Drilling dia. in wood (mm)										Drilling dia. in metal (mm)						Drilling dia. in masonry (mm)																				
			4	8	12	16	20	24	28	32	36	40	44	48	52+	2	4	6	8	10	12	14	16	18	20	22	24	26	28	30	32	34	36	38	40	45	50	2	4	6	8	10	12	14	16	18	2	4	6	8	10	12	14	16	18
Superseries 36 Volt	GBH 36 V-LI Professional	-	[Optimum use: 4-52mm]																[Maximum range: 2-45mm]										[Optimum use: 2-6mm]						68																				



Optimum use



Maximum range of application

Nickel-(Cd/MH) technology

Drill/Drivers / Screwdrivers						
	Weight incl. battery (kg)	Screw dia. in wood (mm)	Drilling dia. in wood (mm)	Drilling dia. in masonry (mm)	Drilling dia. in steel (mm)	
		1 2 3 4 5 6 7 8 9 10 11 12 12+	2 4 6 8 10 12 14 16 18 20 22 24 26 28 30 32 34 36 38 40 45 50	2 4 6 8 10 12 14 16 18		
Basic Duty	GSR 9,6-2 Professional	1.5	Optimum use: 3-5 mm; Maximum range: 1-7 mm	Optimum use: 6-10 mm; Maximum range: 2-22 mm		10
	GSR 12-2 Professional	1.6	Optimum use: 4-6 mm; Maximum range: 2-8 mm	Optimum use: 8-12 mm; Maximum range: 4-24 mm		12
	GSR 14,4-2 Professional	1.7	Optimum use: 5-7 mm; Maximum range: 3-9 mm	Optimum use: 10-14 mm; Maximum range: 6-28 mm		12
	GSR 18-2 Professional	1.9	Optimum use: 6-8 mm; Maximum range: 4-10 mm	Optimum use: 12-16 mm; Maximum range: 8-30 mm		10
Impact Drill/Drivers						
	Weight incl. battery (kg)	Screw dia. in wood (mm)	Drilling dia. in wood (mm)	Drilling dia. in masonry (mm)	Drilling dia. in steel (mm)	
		1 2 3 4 5 6 7 8 9 10 11 12 12+	2 4 6 8 10 12 14 16 18 20 22 24 26 28 30 32 34 36 38 40 45 50	2 4 6 8 10 12 14 16 18		
Basic Duty	GSB 12-2 Professional	1.6	Optimum use: 4-6 mm; Maximum range: 2-8 mm	Optimum use: 8-12 mm; Maximum range: 4-24 mm	Optimum use: 4-6 mm; Maximum range: 2-8 mm	10
	GSB 14,4-2 Professional	1.7	Optimum use: 5-7 mm; Maximum range: 3-9 mm	Optimum use: 10-14 mm; Maximum range: 6-28 mm	Optimum use: 5-7 mm; Maximum range: 3-9 mm	10


■ Optimum use

■ Maximum range of application

Overview of Bosch battery packs and chargers

Cell technology	Battery voltage	10.8 V	14.4 V	18.0 V	36.0 V		AL 1130 CV  225 134	AL 1820 CV  225 424	AL 3640 CV  225 100	Chargers (Part number 2 607...)
Li-Ion 	Battery capacity	Battery packs (Part number 2 607...)					Charge times (mins) ¹			Battery capacity
	1.3 Ah	 336 014					30			1.3 Ah
			 336 038	 336 040						
			 336 150	 336 170				45		
	2.6 Ah				 336 002				45	2.6 Ah
			 336 078	 336 092				80		
	3.0 Ah				 336 108				68	3.0 Ah
		 336 224	 336 236				95			
Cell technology	Battery voltage	9.6 V	12.0 V	14.4 V	18.0 V	24.0 V	AL 2404  225 184	AL 2425 DV  224 426	AL 2450 DV  225 028	Chargers (Part number 2 607...)
NiCd	Battery capacity	Battery packs (Part number 2 607...)					Charge times (mins) ¹			Battery capacity
	1.5 Ah	 335 540	 335 542	 335 534			250	44	19	1.5 Ah
	2.4 Ah		 335 676	 335 678			400	70	30	2.4 Ah
NiMH	2.6 Ah	 335 682	 335 684	 335 686	 335 688	 335 562	433	76	33	2.6 Ah
	3.0 Ah		 335 692	 335 694		 335 510	500	90	38	3.0 Ah

¹ The charge times listed in minutes are approximate specifications, measured at a room temperature of 20°C/68°F. The charging state, age and temperature of the battery have a significant effect on charge times.



1

Cordless Tools – Nickel Technology

Cordless Tools – Nickel Technology



Bosch Intelligent Nickel O-Pack Battery Technology.

Bosch battery packs are high-performance, intelligent, robust and extremely easy to handle.

► **High performance:**

The type of screw/drilling diameters or plank thicknesses that can be processed depends on the battery voltage. The number of screws, holes or sawn metres that can be achieved with one battery charge depends on the battery capacity (Ah). The high-quality materials and cells used by Bosch, combined with many years of experience in battery technology, guarantee powerful working, a long runtime and a long battery pack service life.

► **Intelligent:**

In addition to the power contacts (+/-), Bosch battery packs also have an NTC and coding contact. Both contacts guarantee fast and life-prolonging charging of the battery packs. The NTC contact ensures a charge ideally tuned to the state of the battery. The coding contact is used for identification of the battery pack. The patented APT insertion end prevents incorrect insertion and ensures 100% full charge.

► **Robust:**

The cells used in Bosch battery packs guarantee a long service life. Intensive laboratory and test series ensure the quality and robustness of the battery packs.

► **Comfortable:**

The patented locking system and ergonomic shape of Bosch battery packs ensures easy insertion and removal as well as a firm hold, even with strong vibrations.



Cordless Drill/Driver

GSR 7,2-2 Professional

Compact tool for universal use

- ▶ Ideal power transfer by 2-speed gearbox
- ▶ 25 torque settings + drill setting
- ▶ Excellent handling due to the compact size

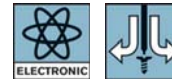
Other features

- ▶ Softgrip for best handling and convenient working
- ▶ Forward/reverse rotation



Technical data	
Order number	0 601 918 ...
Torque, max. (hard screwdriving applications)	21 Nm
No-load speed (1st gear/2nd gear)	0 - 400 / 1000 rpm
Max. screw diameter	6 mm
Torque settings	25+1
Chuck clamping range	1 - 10 mm
Scope of supply	
2 x 1.5 Ah NiCd batteries	✓
Carrying case	✓
Charger AL 1411 DV (SP no. 2 607 224 393)	✓

7.2 V **1.4 kg**



Cordless Drill/Driver

GSR 9,6-2 Professional

Compact tool for universal use

- ▶ Ideal power transfer by 2-speed gearbox
- ▶ 25 torque settings + drill setting
- ▶ Excellent handling due to the compact size

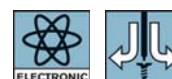
Other features

- ▶ Softgrip for best handling and convenient working
- ▶ Forward/reverse rotation



Technical data	
Order number	0 601 918 ...
Torque, max. (hard screwdriving applications)	25 Nm
No-load speed (1st gear/2nd gear)	0 - 400 / 1000 rpm
Max. screw diameter	6 mm
Chuck clamping range	1 - 10 mm
Scope of supply	
2 x 1.5 Ah NiCd batteries	✓
Carrying case	✓
Charger AL 1411 DV (SP no. 2 607 224 391)	✓

9.6 V **1.5 kg**



Cordless Drill/Driver**GSR 12-2 Professional****Compact tool for universal use**

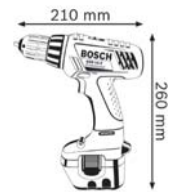
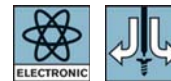
- ▶ Ideal power transfer by 2-speed gearbox
- ▶ 25 torque settings + drill setting
- ▶ Excellent handling due to the compact size

Other features

- ▶ Softgrip for best handling and convenient working
- ▶ Forward/reverse rotation



Technical data	
Order number	0 601 918 ...
Torque, max. (hard screwdriving applications)	27 Nm
No-load speed (1st gear/2nd gear)	0 - 400 / 1200 rpm
Max. screw diameter	7 mm
Chuck clamping range	1 - 10 mm
Scope of supply	... JF1
2 x 1.5 Ah NiCd batteries	✓
Carrying case	✓
Charger AL 1411 DV (SP no. 2 607 224 391)	✓

12 V **1.6 kg****Cordless Drill/Driver****GSR 14,4-2 Professional****Compact tool for universal use**

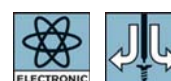
- ▶ Ideal power transfer by 2-speed gearbox
- ▶ 25 torque settings + drill setting
- ▶ Excellent handling due to the compact size

Other features

- ▶ Softgrip for best handling and convenient working
- ▶ Forward/reverse rotation



Technical data	
Order number	0 601 918 ...
Torque, max. (hard screwdriving applications)	30 Nm
No-load speed (1st gear/2nd gear)	0 - 400 / 1400 rpm
Max. screw diameter	8 mm
Chuck clamping range	1 - 10 mm
Scope of supply	... GK0
2 x 1.5 Ah NiCd batteries	✓
Carrying case	✓
Charger AL 1411 DV (SP no. 2 607 224 391)	✓

14.4 V **1.7 kg**

Cordless Drill/Driver

GSR 18-2 Professional

The Professional drill driver, now with even more power.

- ▶ Optimised gear box with high torque of 45Nm, for screw driving application
- ▶ Perfect handling due to compact design
- ▶ Ideal power transfer by 2-speed gearbox

Other features

- ▶ Softgrip for best handling and convenient working
- ▶ Forward and reverse rotation



18 V 1.9 kg

Technical data	
Order number	0 601 918 ...
Torque, max. (hard screwdriving applications)	45 Nm
No-load speed (1st gear/2nd gear)	0 - 400 / 1250 rpm
Max. screw diameter	8 mm
Max. drilling diameter in wood	29 mm
Max. drilling diameter in steel	10 mm
Torque settings	25+1
Chuck clamping range	1.5 - 10 mm
Scope of supply	
2 x 1.5 Ah NiCd batteries	✓
Carrying case (2 605 438 634)	✓
Charger AL 2425 DV	✓
Keyless chuck (2 608 572 080)	✓



Cordless Impact Drill/Driver

GSB 12-2 Professional

Compact drilling power on a diversity of materials

- ▶ Able to complete a wide range of applications including impact drilling in masonry
- ▶ Perfect handling due to compact design and low weight
- ▶ High number of clutch settings for precise screw driving applications

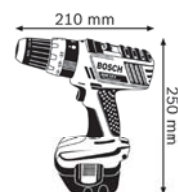
Other features

- ▶ Softgrip for best handling and convenient working
- ▶ Forward / reverse rotation



12 V 1.6 kg

Technical data	
Order number	0 601 9A7 ...
Torque, max. (hard screwdriving applications)	30 Nm
No-load speed (1st gear/2nd gear)	0 - 450 / 1250 rpm
Max. impact rate	18750 bpm
Max. drilling diameter in wood	25 mm
Max. drilling diameter in steel	10 mm
Max. drilling diameter in masonry	8 mm
Torque settings	22+1
Chuck clamping range	1.5 - 10 mm
Scope of supply	
2 x 1.5 Ah NiCd batteries (2 607 335 710)	✓
Carrying case	✓
Charger AL 1411 DV (SP no. 2 607 224 391)	✓
Keyless chuck	✓



Cordless Impact Drill/Driver**GSB 14,4-2 Professional****Compact drilling power on a diversity of materials**

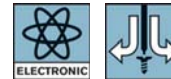
- ▶ Able to complete a wide range of applications including impact drilling in masonry
- ▶ Perfect handling due to compact design and low weight
- ▶ High number of clutch settings for precise screw driving applications

Other features

- ▶ Softgrip for best handling and convenient working
- ▶ Forward / reverse rotation

**1****Cordless Tools – Nickel Technology**

Technical data	
Order number	0 601 9A7 ...
Torque, max. (hard screwdriving applications)	36 Nm
No-load speed (1st gear/2nd gear)	0 - 550 / 1550 rpm
Max. impact rate	23250 bpm
Max. drilling diameter in wood	25 mm
Max. drilling diameter in steel	10 mm
Max. drilling diameter in masonry	10 mm
Torque settings	22+1
Chuck clamping range	1.5 - 10 mm
Scope of supply	
2 x 1.5 Ah NiCd batteries (2 607 335 710)	✓
Carrying case	✓
Charger AL 1411 DV (SP no. 2 607 224 397)	✓
Keyless chuck	✓

14.4 V 1.7 kg

Impact Drills, Drills, Screwdrivers

2

Impact Drills, Drills, Screwdrivers



Uncompromising versatility

The professional impact drills and screwdrivers meet the highest requirements with regard to power, versatility and precision. Whether it be impact drilling, drilling, screwdriving or stirring: the impact drills for trade and industry with high-performance motors leave nothing to be desired. The screwdrivers from Bosch are the expert tools for precisely driving rows of screws in drywall and wall construction. Bosch offers the right drill and the right screwdriver for all professional drilling and screwdriving applications.



Benchmark in one-speed impact drills: The GSB 10/13/16 Professional offer the most compact and complete range with power and performance.



Built to perform, built to last: The quality of the Bosch drill GBM 10 RE Professional is simply undisputed. The full ball bearing construction and the robust design give it best in class lifetime.

Impact Drill

GSB 10 Professional

Compact power – The most compact and powerful impact drill in its class

- ▶ Robust and powerful 500 W motor
- ▶ Extremely compact for working in tight spaces and overhead
- ▶ Low weight of only 1.5 kg for fatigue-free working

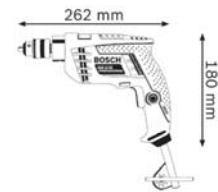
Other features

- ▶ Ergonomic handle for comfortable use
- ▶ Higher dynamic load rated ball bearing for long life



Technical data	
Order number	0 601 216 ...
No-load speed	2600 rpm
Impact rate at no-load speed	41600 bpm
Drilling dia. in concrete	10 mm
Drilling dia. in steel	8 mm
Drilling dia. in wood	20 mm
Chuck capacity	1 - 10 mm
Scope of supply	
Bit set (2 608 590 090)	✓
Keyed chuck 10 mm (2 608 571 078)	✓

500 W 1.5 kg



Impact Drill

GSB 10 RE Professional

Compact power – The most compact and powerful impact drill in its class

- ▶ Robust and powerful 500 W motor
- ▶ Extremely compact for working in tight spaces and overhead
- ▶ Low weight of only 1.5 kg for fatigue-free working

Other features

- ▶ Forward/reverse rotation
- ▶ Electronic control for exact pilot drilling
- ▶ Rotating brush plate for constant power in reverse and forward rotation
- ▶ Higher dynamic load rated ball bearing for long life
- ▶ Ergonomic handle for comfortable use



Technical data		
Order number	0 601 216 ...	
No-load speed	0 - 2600 rpm	
Impact rate at no-load speed	0 - 41600 bpm	
Drilling dia. in concrete	10 mm	
Drilling dia. in steel	8 mm	
Drilling dia. in wood	20 mm	
Chuck capacity	1 - 10 mm	
Scope of supply		
	... 1F3	... 1F4
100 pcs accessory set	-	✓
Keyed chuck 10 mm (2 608 571 078)	✓	✓

500 W 1.5 kg



Impact Drill

GSB 13 RE Professional

Compact power – The most compact and powerful impact drill in its class

- ▶ Robust and powerful 600 W motor
- ▶ Extremely handy: no bigger than a glove and 1.7 kg light
- ▶ Soft in line grip for a secure hold

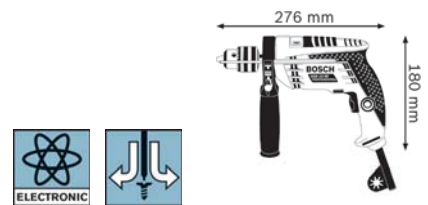
Other features

- ▶ Speed trigger with electronic control for exact pilot drilling
- ▶ Rotating brush plate for constant power in reverse and forward rotation
- ▶ Higher dynamic load rated ball bearing for long life
- ▶ Auxiliary handle with depth stop for better control



Technical data	
Order number	0 601 217 ...
No-load speed	0 - 2800 rpm
Impact rate at no-load speed	0 - 44800 bpm
Drilling dia. in concrete	13 mm
Drilling dia. in steel	10 mm
Drilling dia. in wood	25 mm
Chuck capacity	1.5 - 13 mm
Scope of supply	
	... 1F3 ... 1F6
100 pcs accessory set	- ✓
Auxiliary handle (1 602 025 024)	✓ ✓
Depth stop 210 mm (1 613 001 010)	✓ ✓
Keyed chuck 13 mm (2 608 571 079)	✓ ✓

600 W **1.7 kg**



Impact Drill

GSB 1300 Professional

Powerful and reliable tool

- ▶ Powerful 550 Watt motor
- ▶ 13 mm keyed chuck, auxiliary handle and depth gauge
- ▶ Full ball bearing construction for long tool life

Other features

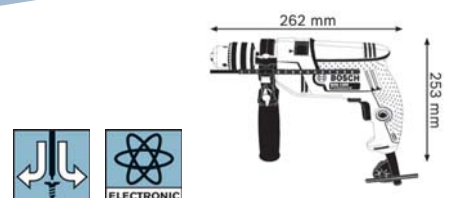
- ▶ Easy switch between impact and drilling mode
- ▶ Forward/reverse rotation for screwdriving applications



Technical data	
Order number	0 601 1A1 ...
No-load speed	0 - 2700 rpm
Impact rate at no-load speed	0 - 41600 bpm
Drilling dia. in concrete	13 mm
Drilling dia. in steel	10 mm
Drilling dia. in wood	25 mm
Chuck capacity	1.5 - 13 mm
Scope of supply	
	... 0K1
Auxiliary handle	✓
Carton box	✓
Chuck Key	✓
Depth gauge	✓
Keyed chuck fitted, 13 mm	✓

New!

550 W **1.8 kg**



Impact Drill

GSB 16 RE Professional

Compact power – The most compact and powerful impact drill in its class

- ▶ Robust and powerful 701 W motor for tough applications
- ▶ Soft in line grip for a secure hold
- ▶ Higher dynamic load rated ball bearing for long life

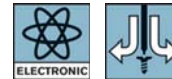
Other features

- ▶ Speed trigger with electronic control for exact pilot drilling
- ▶ Speed preselection with setting wheel
- ▶ Rotating brush plate for constant power in reverse and forward rotation
- ▶ Auxiliary handle with depth stop for better control



Technical data		
Order number	0 601 218 ...	
No-load speed	0 - 3000 rpm	
Impact rate at no-load speed	0 - 48000 bpm	
Drilling dia. in concrete	16 mm	
Drilling dia. in steel	12 mm	
Drilling dia. in wood	30 mm	
Chuck capacity	1.5 - 13 mm	
Scope of supply	... 1F0	... 1K0
Auxiliary handle (1 612 025 024)	✓	-
Carrying case (2 605 438 607)	-	✓
Depth stop 210 mm (1 613 001 010)	-	✓
Keyed chuck 13 mm (2 608 571 079)	-	✓

701 W 1.9 kg



Impact Drill

GSB 20-2 RE Professional

The reliable tool with electronics for sensitive drilling

- ▶ Ergonomic handle for easy handling and best work results
- ▶ Selector switch for drilling/impact drilling
- ▶ Impact-resistant keyed chuck

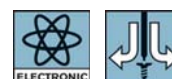
Other features

- ▶ 2-speed impact drill with synchronised gears for wide range of applications
- ▶ Electronic control for exact pilot drilling
- ▶ Speed preselection with setting wheel
- ▶ Forward/reverse rotation
- ▶ Auxiliary handle with depth stop



Technical data		
Order number	0 601 184 ...	
No-load speed	0 - 1000 / 3000 rpm	
Impact rate at no-load speed	0 - 16000 / 48000 bpm	
Drilling dia. in concrete	20 / 13 mm	
Drilling dia. in steel	13 / 8 mm	
Drilling dia. in wood	40 / 25 mm	
Chuck capacity	1.5 - 13 mm	
Scope of supply	... 655	
	✓	

701 W 2.2 kg



Impact Drill

GSB 21-2 RE Professional

The most powerful tool in its class - for the toughest applications

- ▶ Bosch high-performance motor (1100 W) with high torque for the most heavy-duty applications with large diameters (drilling, working with core cutters and holesaws), screwdriving and stirring
- ▶ Sturdy metal gear housing for long lifetime
- ▶ Anti-rotation mechanical overload clutch for high level of work safety, even in the toughest applications

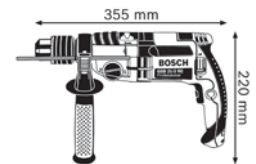
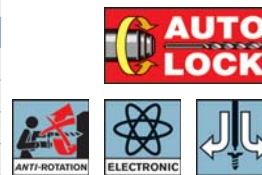
Other features

- ▶ New safety handle with innovative attachment and softgrip for a secure hold on the machine
- ▶ Rotating brush plate for constant power in reverse and forward rotation
- ▶ Speed preselection with setting wheel for precise working
- ▶ Sturdy Keyed chuck
- ▶ Softgrip on main handle for a secure hold
- ▶ Spindle collar diameter of 43 mm (European standard) – can be used in drill standsBall grommet for high movement radius and for preventing cable breaks



2

Technical data	
Order number	0 601 19C ...
No-load speed	0 - 900 / 3000 rpm
Impact rate at no-load speed	0 - 15300 / 51000 bpm
Drilling dia. in concrete	22 / 13 mm
Drilling dia. in steel	16 / 8 mm
Drilling dia. in wood	40 / 25 mm
Chuck capacity	1.5 - 13 mm
Scope of supply	
Auxiliary handle (2 602 025 193)	✓
Carrying case (2 605 438 524)	✓
Depth stop 210 mm (1 613 001 010)	✓
Keyed chuck 13 mm (2 608 571 068)	✓

1100 W **2.9 kg**


Rotary Drill

GBM 6 Professional

Compact, precise and powerful – The qualities of a champion

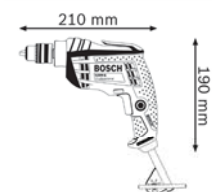
- ▶ Powerful 350 W motor for tough applications
- ▶ 4000 rpm no-load speed for accurate drilling of small diameters
- ▶ All ball bearing construction for long lifetime

Other features

- ▶ High strength & precision sintered bearing bracket for precision working
- ▶ Compact & high strength helical gear for long lifetime
- ▶ Ergonomic grip for fatigue-free drilling
- ▶ Practical belt clip for easy handling



Technical data	
Order number	0 601 472 ...
No-load speed	4000 rpm
Chuck capacity	0.5 - 6.5 mm
Drilling dia. in steel	6.5 mm
Drilling dia. in aluminium	6 mm
Drilling dia. in wood	15 mm
Drill spindle connecting thread	3/8" - 24 UNF
Scope of supply	
Keyed chuck (2 608 571 048)	✓

350 W **1.1 kg**


Rotary Drill

GBM 10 RE Professional

Robustness & staying power – The qualities of a champion

- ▶ Powerful 450 W motor for tough applications
- ▶ All ball bearing construction for long lifetime
- ▶ High strength & precision sintered bearing bracket for precision working

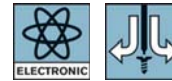
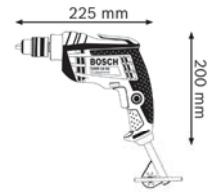
Other features

- ▶ Rotatable brush plate for same power in forward and reverse direction
- ▶ Ergonomic switch with electronic speed control
- ▶ Compact & high strength helical gear for long lifetime
- ▶ Spindle collar diameter of 43 mm – Can be used in drill stands
- ▶ Ergonomic softgrip for fatigue-free drilling
- ▶ Practical belt clip for easy handling



Technical data	
Order number	0 601 473 ...
No-load speed	0 - 2600 rpm
Chuck capacity	1 - 10 mm
Drilling dia. in steel	10 mm
Drilling dia. in aluminium	10 mm
Drilling dia. in wood	25 mm
Drill spindle connecting thread	3/8" - 24 UNF
Scope of supply	
Keyed chuck 10 mm (2 608 571 078)	✓

450 W 1.3 kg



Rotary Drill

GBM 13 RE Professional

Power and performance – The qualities of a champion

- ▶ Powerful 600 W motor for tough applications
- ▶ All ball bearing construction for long lifetime
- ▶ High strength & precision sintered bearing bracket for precision working

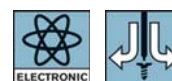
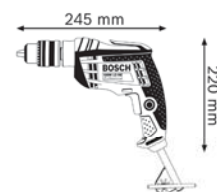
Other features

- ▶ Compact & high strength helical gear for long lifetime
- ▶ Spindle collar diameter of 43 mm – Can be used in drill stands
- ▶ Ergonomic softgrip for fatigue-free drilling
- ▶ Practical belt clip for easy handling
- ▶ Rotatable brush plate for same power in forward and reverse direction
- ▶ Ergonomic switch with electronic speed control



Technical data	
Order number	0 601 477 ...
No-load speed	0 - 2600 rpm
Chuck capacity	1.5 - 13 mm
Drilling dia. in steel	13 mm
Drilling dia. in aluminium	13 mm
Drilling dia. in wood	30 mm
Drill spindle connecting thread	1/2" - 20UNF
Scope of supply	
Keyed chuck 13 mm (2 608 571 079)	✓
	✓

600 W 1.7 kg



Rotary Drill

GBM 13-2 Professional

The powerful tool with 2 gears for demanding work

- ▶ Powerful motor for drilling up to 13 mm diameter in steel
- ▶ 2-speed gearbox: for demanding work
- ▶ Fully ball and roller bearing-mounted for long lifetime and precise working

Other features

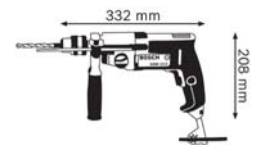
- ▶ Drill chuck secured by centring screw against coming loose in reverse rotation
- ▶ Synchronised 2-speed draw key transmission: switchover possible during operation
- ▶ Drill spindle with hexagon socket for direct insertion of screwdriver bits
- ▶ Spindle collar diameter of 43 mm (European standard) – can be used in drill stands



2

Impact Drills, Drills, Screwdrivers

Technical data	
Order number	0 601 169 ...
No-load speed	0 - 1000 / 1900 rpm
Chuck capacity	1 - 13 mm
Drilling dia. in steel	13 / 8 mm
Drilling dia. in aluminium	20 / 12 mm
Drilling dia. in wood	32 / 20 mm
Drill spindle connecting thread	1/2" – 20 UNF
Scope of supply	... 055
Auxiliary handle (1 612 025 024)	✓
Depth stop 210 mm (2 603 001 019)	✓
Keyed chuck (1 608 571 063)	✓

550 W **1.9 kg**


Rotary Drill

GBM 23-2 Professional

High-performance for accurate drilling

- ▶ Star handle and pressure plate for optimum power transfer
- ▶ Morse taper (special accessory) enables use of commercially available drill chucks
- ▶ Control Electronic for exact pilot drilling

Other features

- ▶ Long lifetime with roller bearing-mounted motor and gears
- ▶ Spindle collar diameter of 43 mm (European standard) – can be used in drill stands
- ▶ Switch operated and locked with one finger



Technical data	
Order number	0 601 121 ...
Drilling dia. in steel	23 / 13 mm
Drilling dia. in aluminium	28 / 18 mm
Drilling dia. in wood	50 / 35 mm
Drill spindle connecting thread	MK 2 – DIN 228
Scope of supply	... 103
Auxiliary handle (SP no. 1 600 763 010)	✓
Drift (1 601 030 009)	✓

1150 W **4.8 kg**


Rotary Drill

GBM 32-4 Professional

The most powerful model with 1500 watts

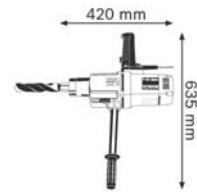
- ▶ Most powerful Bosch Drill with 1500 watts for drilling diameters up to 32 mm and heavy-duty use in steel
- ▶ Ideal for core drilling in steel construction with Magnetic Drill Stand GMB 32 Professional
- ▶ 4-speed gearbox for optimum power transfer

Other features

- ▶ Auxiliary handle for better grip
- ▶ Safety thanks to overload clutch
- ▶ Long lifetime with roller bearing-mounted motor and gears
- ▶ Switch operated and locked with one finger



1500 W 7.3 kg



Technical data	
Order number	0 601 130 ...
No-load speed	210 / 330 / 470 / 740 rpm
Drilling dia. in steel	32 mm
Drilling dia. in aluminium	50 mm
Drilling dia. in wood	70 mm
Drill spindle connecting thread	MK 3 – DIN 228
Scope of supply	
Auxiliary handle (SP no. 3 602 025 018)	✓
Carrying case	✓
Drift (1 601 030 009)	✓

Magnetic Drill Stand

GMB 32 Professional

Good holding power for safe working

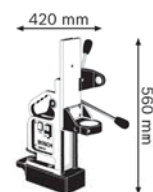
- ▶ Magnetic drill stand with high holding power of the magnetic foot for safe working
- ▶ Ideal for working on vertical and slanted surfaces or overhead
- ▶ Mains socket for the drill with switch-on protection: the drill can only be switched on when the magnetic foot is active

Other features

- ▶ Connection bolt between GBM 32-4 Professional and drill stand enables precise drilling with core cutters



95 W 26.0 kg



Technical data	
Order number	0 601 193 ...
Magnet retention force	25 kN
Clamping flange diameter	65 mm
Working length, Z-axis	223 mm
Twist drill bit diameter	32 mm
Scope of supply	
	✓

Depth Stop Screwdriver

GSR 6-25 TE Professional

The universal depth stop screwdriver with high torque

- ▶ 701 W high-performance motor designed for high torques for power-intensive screwdriving on wooden panels, chipboard and plasterboard as well as seal screws into metal
- ▶ Precise driving of rows of screws at a constant depth due to the depth stop that is easy to operate with one hand and the exact cut-off clutch
- ▶ Compact design, comfortable grip and wide 'accelerator' switch enable fatigue-free working in all positions

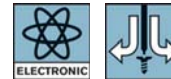
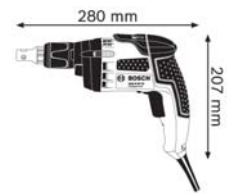
Other features

- ▶ Robustness due to metal gear housing and depth finders
- ▶ Electronic switch with locking button for continuous operation
- ▶ Depth stop with larger opening width, can be used with socket spanners up to KW 10 for hex screws
- ▶ Forward/reverse rotation



2

Technical data	
Order number	0 601 441 ...
Self-drilling screw diameter	6.0 mm
No-load speed	0 - 2500 rpm
Torque, max. (soft screwdriving applications)	20 Nm
Toolholder	1/4" internal hexagon
Scope of supply	
Carrying case (2 605 438 620)	✓
Depth gauge (2 600 460 050)	✓
Depth stop (2 607 002 585)	✓
Screwdriver bit, Phillips No. 2	✓
Universal holder, magnetic (2 607 000 157)	✓

701 W **1.5 kg**


Impact Wrench

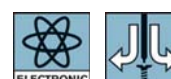
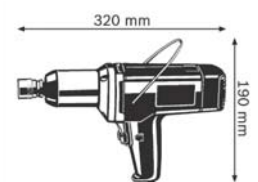
GDS 18 E Professional

The versatile tool for the workshop

- ▶ For wheel fitting on cars, scaffolding and shelf construction, in the workshop and in service centres
- ▶ Favourable centre of gravity thanks to centre grip enables fatigue-free one-handed operation
- ▶ High impact performance with low weight

Other features

- ▶ V-groove impact mechanism with low recoil torque and long lifetime
- ▶ Forward/reverse rotation for tightening and loosening
- ▶ Torsion bars (special accessory) guarantee adherence to desired torque
- ▶ Easy-to-change tools


500 W **3.2 kg**


Technical data	
Order number	0 601 436 ...
Screw diameter	M 6 - M 18 M 6 - M 18
Torque, max. (hard screwdriving applications)	250 Nm
Torque, max. (soft screwdriving applications)	160 Nm
Toolholder	1/2" external square
Rated speed	500 - 1300 rpm
Scope of supply	
	... 803
	✓

Rotary Hammers and Demolition Hammers

3

Rotary Hammers and Demolition Hammers



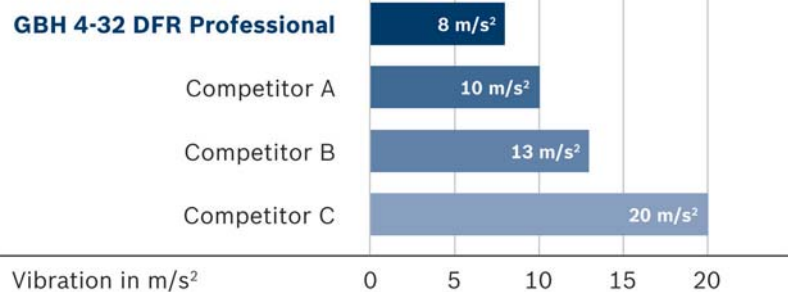
Immense power for the toughest jobs

The professional Bosch rotary hammers, demolition hammers and breakers have been setting standards in performance and robustness for decades. They are developed for extreme applications. The rotary and demolition hammers have SDS-max or SDS-plus holders for quick, safe accessory changes.

All new tools, such as the new Demolition Hammer GSH 11 VC Professional and the Rotary Hammer GBH 8-45 DV Professional, have Bosch Vibration Control. This effective damping system ensures increased user safety even in the toughest applications.

Up to 60% less vibration than competitors due to 2 stages vibration reduction

Vibration values



A look at the effect of Vibration on Control: the GBH 4-32 DFR Professional has the lowest vibration value ($8m/s^2$) compared to the competitors.



Example: GBH 4-32 DFR Professional. 1st stage: The air buffer, which is larger than in conventional hammer mechanisms, reduces the air pressure in the hammer mechanism. This counteracts the oscillations like a spring and dampens the vibrations where they originate: in the hammer mechanism. 2nd stage: The main handle is decoupled from the machine by means of a leaf spring and two swivel joints. The vibrations already reduced by the first stage are absorbed further.

Rotary Hammer with SDS-plus

GBH 2-18 E Professional

The most compact and lightweight hammer in its class

- ▶ Extremely compact design and low weight of only 2 kg, ideal for working overhead
- ▶ High-torque motor and powerful hammer mechanism are optimised for fixing holes up to 10 mm
- ▶ Softgrip on main handle and gear housing

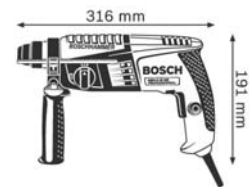
Other features

- ▶ Impact stop for drilling in wood and steel
- ▶ Softgrip on main handle and gear housing
- ▶ Overload clutch



Technical data	
Order number	0 611 258 ...
Impact energy	0 - 1.7 J
Impact rate at rated speed	0 - 3960 bpm
Rated speed	450 - 1550 rpm
Drilling dia. concrete, hammer drill bits	4 - 18 mm
Max. drilling dia. steel	13 mm
Scope of supply	... 2F0
Auxiliary handle (2 602 025 149)	✓
Carrying case (1 615 438 392)	✓
Depth stop (2 603 001 009)	✓

550 W 2.0 kg



Rotary Hammer with SDS-plus

GBH 2-18 RE Professional

The most compact and lightweight hammer in its class

- ▶ Extremely compact design and low weight of only 2 kg, ideal for working overhead
- ▶ High-torque motor and powerful hammer mechanism are optimised for fixing holes up to 10 mm
- ▶ Reverse operation for removing screws

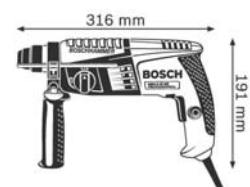
Other features

- ▶ Softgrip on main handle and gear housing
- ▶ Impact stop for drilling in wood and steel
- ▶ Overload clutch



Technical data	
Order number	0 611 258 ...
Impact energy	0 - 1.7 J
Impact rate at rated speed	0 - 3960 bpm
Rated speed	450 - 1550 rpm
Drilling dia. concrete, hammer drill bits	4 - 18 mm
Max. drilling dia. steel	13 mm
Scope of supply	... 3F0
Auxiliary handle (2 602 025 149)	✓
Carrying case (1 615 438 392)	✓
Depth stop (2 603 001 009)	✓

550 W 2.0 kg



Rotary Hammer with SDS-plus **GBH 2-20 RE Professional**

Power and speed in a compact combination

- ▶ Powerful 600 W motor for enhanced performance
- ▶ Robust block - pot, stacked construction for superior reliability and durability
- ▶ 325 mm total length and 2.3kg for comfortable and handy operation. Suitable for overhead applications

Other features

- ▶ Forward/reverse operation
- ▶ Lock-on button for continuous drilling
- ▶ Soft grip for comfortable and fatigue free use
- ▶ Infinitely variable speed control with easy adjustment of speed according to need
- ▶ Overload clutch for better protection of users and tool in case of jamming drill bit
- ▶ Auxiliary handle with depth gauge and soft grip for comfortable handling
- ▶ Impact stop for drilling with 3-jaw chuck adapter and straight shank drill bits in wood and steel



Technical data	
Order number	0 611 25A ...
Impact energy	0 - 1.7 J
Impact rate at rated speed	0 - 4400 bpm
Rated speed	0 - 1400 rpm
Drilling dia. concrete, hammer drill bits	4 - 20 mm
Max. drilling dia. masonry, core cutters	68 mm
Max. drilling dia. steel	13 mm
Scope of supply	
Auxiliary handle (2 602 025 141)	✓
Carrying case (1 619 P00 825)	✓
Depth stop 210 mm (1 613 001 009)	✓

New! **600 W** **2.3 kg**

Rotary Hammer with SDS-plus **GBH 2-20 DRE Professional**

Power and speed in a compact combination

- ▶ Robust block - pot, stacked construction for superior reliability and durability
- ▶ Enhanced versatility for common chiseling tasks
- ▶ Compact and 2.3 kg for comfortable and handy operation. Suitable for overhead applications

Other features

- ▶ Powerful 600 W motor for enhanced performance
- ▶ Forward/reverse operation
- ▶ Lock-on button for continuous drilling
- ▶ Soft grip for comfortable and fatigue free use
- ▶ Infinitely variable speed control with easy speed adjustment
- ▶ Overload clutch for better protection of users and tool in case of jamming drill bit
- ▶ Auxiliary handle with depth gauge and soft grip for comfortable handling



Technical data	
Order number	0 611 25A ...
Impact energy	0 - 1.7 J
Impact rate at rated speed	0 - 4400 bpm
Rated speed	0 - 1400 rpm
Drilling dia. concrete, hammer drill bits	4 - 20 mm
Max. drilling dia. masonry, core cutters	68 mm
Max. drilling dia. steel	13 mm
Scope of supply	
Auxiliary handle (2 602 025 141)	✓
Carrying case (1 619 P00 825)	✓
Depth gauge (1 613 001 009)	✓

New! **600 W** **2.3 kg**

Rotary Hammer with SDS-plus

GBH 2-22 Professional

Specialist tool for serial drilling in Concrete

- ▶ Revolutionary impact mechanism for 30% faster drilling
- ▶ Rotating brush plate for Forward/Reverse application
- ▶ Overload clutch for user safety

Other features

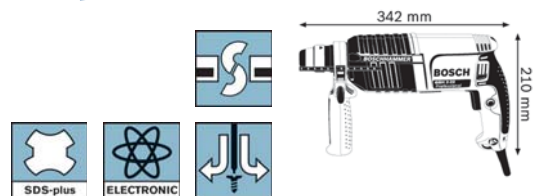
- ▶ Ergonomically designed grip handle with long trigger variable speed control
- ▶ Auxiliary handle with adjustable depth stop can be rotated 360°



Technical data	
Order number	0 611 250 ...
Impact energy	0 - 2.2 J
Impact rate at rated speed	0 - 4400 bpm
Rated speed	0 - 1000 rpm
Drilling dia. concrete, hammer drill bits	4 - 22 mm
Max. drilling dia. masonry, core cutters	68 mm
Scope of supply	
Auxiliary handle (2 602 025 102)	✓
Carrying case (2 605 438 524)	✓
Depth stop 210 mm (1 613 001 010)	✓

New!

620 W 2.3 kg



Rotary Hammer with SDS-plus

GBH 2-22 E Professional

The all-purpose workhorse that drills holes 30% faster

- ▶ Revolutionary new impact mechanism ensures 30% faster drilling
- ▶ Control Electronic: accelerator function for sensitive drilling starts
- ▶ Overload clutch

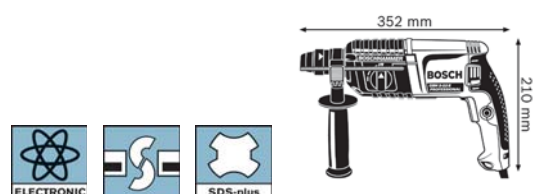
Other features

- ▶ Impact stop for drilling in wood and steel
- ▶ Ergonomically designed softgrip handle with long trigger variable speed control
- ▶ Auxiliary handle with adjustable depth stop can be rotated 360°



Technical data	
Order number	0 611 250 ...
Impact energy	0 - 2.2 J
Impact rate at rated speed	0 - 4400 bpm
Rated speed	0 - 1000 rpm
Drilling dia. concrete, hammer drill bits	4 - 22 mm
Max. drilling dia. masonry, core cutters	68 mm
Max. drilling dia. steel	13 mm
Scope of supply	
Auxiliary handle (1 612 025 019)	✓
Carrying case 1 619 P00 825	✓
Depth gauge (1 613 001 009)	✓

620 W 2.3 kg



Rotary Hammer with SDS-plus**GBH 2-22 RE Professional****The all-purpose workhorse that drills holes 30% faster**

- ▶ Revolutionary new impact mechanism ensures 30% faster drilling
- ▶ Control Electronic: accelerator function for sensitive pilot drilling
- ▶ Rotatable brush plate (equal power in forward and reverse direction)

Other features

- ▶ Reverse operation with extremely high torque for screwdriving operations
- ▶ Overload clutch
- ▶ Auxiliary handle with adjustable depth stop can be rotated 360°
- ▶ Ergonomically designed softgrip handle with long trigger variable speed control
- ▶ Softgrip for a secure hold



3

Technical data		
Order number	0 611 250 ...	
Impact energy	0 - 2.2 J	
Impact rate at rated speed	0 - 4400 bpm	
Rated speed	0 - 1000 rpm	
Drilling dia. concrete, hammer drill bits	4 - 22 mm	
Max. drilling dia. masonry, core cutters	68 mm	
Max. drilling dia. steel	13 mm	
Scope of supply	... 704	... 755
Auxiliary handle	✓	-
Auxiliary handle (1 612 025 019)	-	✓
Carrying case 1 619 P00 825	-	✓
Carrying case (2 605 438 524)	✓	-
Depth stop 210 mm (1 613 001 009)	-	✓
Depth stop 210 mm (1 613 001 010)	✓	-

620 W **2.3 kg****Rotary Hammer with SDS-plus****GBH 2-26 E Professional****Faster than a speeding bullet – The sturdy tool for continuous use**

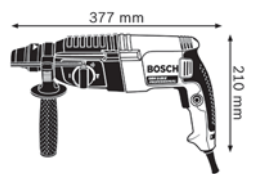
- ▶ Superior drilling rate in the 2kg hammer class
- ▶ Easy-to-change toolholder
- ▶ 50 mm spindle collar diameter for more sturdiness

Other features

- ▶ Impact stop for drilling in wood and steel
- ▶ Ball grommet for preventing cable breaks
- ▶ Softgrip on main handle and auxiliary handle
- ▶ Overload clutch



Technical data		
Order number	0 611 251 ...	
Impact energy	0 - 3 J	
Impact rate at rated speed	0 - 4000 bpm	
Rated speed	0 - 900 rpm	
Drilling dia. concrete, hammer drill bits	4 - 26 mm	
Max. drilling dia. masonry, core cutters	68 mm	
Max. drilling dia. steel	13 mm	
Scope of supply	... 655	
Auxiliary Handle (1 612 025 058)	✓	-
Carrying Case (1 615 438 429)	✓	-
Depth stop 210 mm (1 613 001 009)	✓	-

800 W **2.7 kg**

Rotary Hammer with SDS-plus

GBH 2-26 RE Professional

Faster than a speeding bullet – The sturdy tool for continuous use

- ▶ Superior drilling rate in the 2kg hammer class
- ▶ Easy-to-change toolholder
- ▶ Rotatable brush plate (equal power in forward and reverse operation)

Other features

- ▶ Ball grommet for preventing cable breaks
- ▶ 50 mm spindle collar diameter for more sturdiness
- ▶ Impact stop for drilling in wood and steel
- ▶ Softgrip on main handle and auxiliary handle
- ▶ Overload clutch



Technical data	
Order number	0 611 251 ...
Impact energy	0 - 3 J
Impact rate at rated speed	0 - 4000 bpm
Rated speed	0 - 900 rpm
Drilling dia. concrete, hammer drill bits	4 - 26 mm
Max. drilling dia. masonry, core cutters	68 mm
Max. drilling dia. steel	13 mm
Scope of supply	
	... 704 ... 755
Auxiliary Handle (1 612 025 058)	- ✓
Auxiliary handle (2 602 025 141)	✓ -
Carrying Case (1 615 438 429)	- ✓
Carrying case (2 605 438 098)	✓ -
Depth stop 210 mm (1 613 001 009)	- ✓
Depth stop 210 mm (1 613 001 010)	✓ -

800 W 2.7 kg



Rotary Hammer with SDS-plus

GBH 2-26 DFR Professional

Faster than a speeding bullet – The powerful all-rounder with quick-change chuck for daily use

- ▶ Superior drilling rate in the 2kg hammer class
- ▶ Rotation stop for chiselling
- ▶ Exceptionally fast, tool-free changing between SDS-plus and quick-change chuck

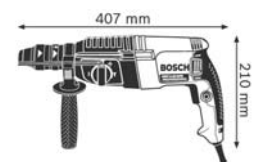
Other features

- ▶ Ball grommet for preventing cable breaks
- ▶ Softgrip on main handle and auxiliary handle for a secure hold



Technical data	
Order number	0 611 254 ...
Impact energy	0 - 3 J
Impact rate at rated speed	0 - 4000 bpm
Rated speed	0 - 900 rpm
Drilling dia. concrete, hammer drill bits	4 - 26 mm
Max. drilling dia. masonry, core cutters	68 mm
Max. drilling dia. steel	13 mm
Scope of supply	
	... 76A
Auxiliary handle (2 602 025 141)	✓
Carrying case (2 605 438 098)	✓
Depth stop 210 mm (1 613 001 010)	✓
Keyless chuck 13 mm (2 608 572 212)	✓
Pointed chisel (SP no. 2 608 690 095)	✓
SDS-plus quick-change chuck (2 608 572 213)	✓
Set of concrete drill bits (6.5, 8, 10 mm)	✓

800 W 2.9 kg



Rotary Hammer with SDS-plus

GBH 2-26 DRE Professional

Faster than a speeding bullet – The all-rounder for daily use

- ▶ Superior drilling rate in the 2kg hammer class
- ▶ Rotation stop for chiselling
- ▶ Impact stop for drilling in wood and steel

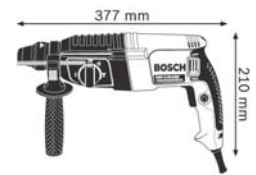
Other features

- ▶ Easy-to-change toolholder
- ▶ Ball grommet for preventing cable breaks
- ▶ Softgrip on main handle and auxiliary handle for a secure hold
- ▶ Overload clutch
- ▶ Rotatable brush plate (for equal power in forward and reverse operation)
- ▶ 50 mm spindle collar diameter for more sturdiness



Technical data	
Order number	0 611 253 ...
Impact energy	0 - 3 J
Impact rate at rated speed	0 - 4000 bpm
Rated speed	0 - 900 rpm
Drilling dia. concrete, hammer drill bits	4 - 26 mm
Max. drilling dia. masonry, core cutters	68 mm
Max. drilling dia. steel	13 mm
Scope of supply	... 755
Auxiliary handle (2 602 025 141)	✓
Carrying case (2 605 438 098)	✓
Depth stop 210 mm (1 613 001 010)	✓

800 W 2.7 kg



Rotary Hammer with SDS-plus

GBH 2-28 D Professional

Most powerful Bosch hammer in its class

- ▶ Powerful 820 W motor for enhanced performance
- ▶ Rotation stop for chisel function
- ▶ Rotatable brush plate for optimum forward and reverse operations

Other features

- ▶ Lock-on button for continuous drilling
- ▶ Soft grip for comfortable and fatigue free use
- ▶ Ball grommet to prevent power cord breaks
- ▶ Infinitely variable speed control for easy adjustment of speed
- ▶ Overload clutch - For better protection of users and tool in case of jamming drill bit
- ▶ Auxiliary handle with depth gauge and soft grip for comfortable handling



Technical data	
Order number	0 611 267 ...
Impact energy	0 - 3.2 J
Impact rate at rated speed	0 - 5100 bpm
Rated speed	0 - 1300 rpm
Drilling dia. concrete, hammer drill bits	4 - 28 mm
Max. drilling dia. masonry, core cutters	68 mm
Max. drilling dia. steel	13 mm
Scope of supply	... OK0
Auxiliary handle (2 602 205 141)	✓
Carrying case (2 605 438 524)	✓
Depth stop (1 613 001 010)	✓

New!

820 W 2.9 kg



Rotary Hammer with SDS-plus

GBH 2-28 DV Professional

Powerful Bosch hammer with vibration control

- ▶ Powerful 820 W motor for enhanced performance
- ▶ Active Vibration Control for comfortable and fatigue-free use
- ▶ Robust metal covered gearbox for reliability and durability

Other features

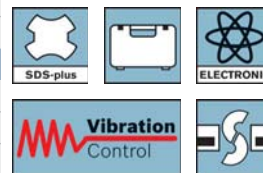
- ▶ Rotation stop for chisel function
- ▶ Rotatable brush plate for optimum forward & reverse operations
- ▶ Lock-on button for continuous drilling
- ▶ Soft grip for comfortable and fatigue free use
- ▶ Infinitely variable speed control for easy adjustment of speed
- ▶ Overload clutch - for better protection of users and tool in case of jamming drill bit
- ▶ Auxiliary handle with depth gauge and soft grip for comfortable handling



Technical data	
Order number	0 611 267 ...
Impact energy	0 - 3.2 J
Impact rate at rated speed	0 - 5100 bpm
Rated speed	0 - 1300 rpm
Drilling dia. concrete, hammer drill bits	4 - 28 mm
Max. drilling dia. masonry, core cutters	68 mm
Max. drilling dia. steel	13 mm
Scope of supply	
Auxiliary handle (2 602 205 141)	✓
Carrying case (2 605 438 524)	✓
Depth stop (1 613 001 010)	✓

New!

820 W 2.9 kg



Rotary Hammer with SDS-plus

GBH 2-28 DFV Professional

Most powerful Bosch hammer in its class : Now with Vibration Control

- ▶ Powerful 820 W motor for enhanced performance
- ▶ Active Vibration Control for comfortable and fatigue-free use
- ▶ Robust metal covered gearbox for reliability and durability


Other features

- ▶ Rotation stop for chisel function
- ▶ Rotatable brush plate for optimum forward & reverse operations
- ▶ Lock-on button for continuous drilling
- ▶ Soft grip for comfortable and fatigue free use
- ▶ Infinitely variable speed control for easy adjustment of speed
- ▶ Overload clutch - for better protection of users and tool in case of jamming drill bit
- ▶ Auxiliary handle with depth gauge and soft grip for comfortable handling
- ▶ Quick-Change Chuck for easy switching between impact drilling in concrete and non-impact drilling in wood and metal



New!

820 W 3.1 kg



Technical data	
Order number	0 611 267 ...
Impact energy	0 - 3.2 J
Impact rate at rated speed	0 - 5100 bpm
Rated speed	0 - 1300 rpm
Drilling dia. concrete, hammer drill bits	4 - 28 mm
Max. drilling dia. masonry, core cutters	68 mm
Max. drilling dia. steel	13 mm
Scope of supply	
Auxiliary handle (2 602 205 141)	✓
Carrying case (2 605 438 524)	✓
Depth stop (1 613 001 010)	✓
Keyless chuck 13 mm	✓

Rotary Hammer with SDS-plus**GBH 3-28 DRE Professional****Top performance with 10% less vibration**

- ▶ High drilling rate and 20% higher chiselling power than other rotary hammers in its class
- ▶ 10% less vibration than other hammers in its class for more comfortable working due to Bosch Vibration Control
- ▶ Balanced weight distribution due to L-shaped design for more comfortable working

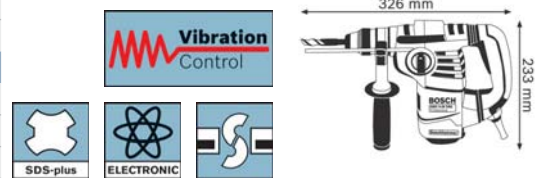
Other features

- ▶ Rotation stop for chiselling
- ▶ Ball grommet for preventing cable breaks
- ▶ Rotating brush plate for equal power in forward and reverse rotation
- ▶ Impact stop for drilling in wood and metal



3


Technical data	
Order number	0 611 23A ...
Impact energy	0 - 3.5 J
Impact rate at rated speed	0 - 4000 bpm
Rated speed	0 - 900 rpm
Drilling dia. concrete, hammer drill bits	4 - 28 mm
Max. drilling dia. masonry, core cutters	82 mm
Max. drilling dia. steel	13 mm
Scope of supply	... 0K0
Auxiliary Handle (2 602 025 191)	✓
Carrying case (2 605 438 651)	✓
Depth stop 210 mm (1 613 001 010)	✓

800 W 3.5 kg**Rotary Hammer with SDS-plus****GBH 4-32 DFR Professional****The fastest multi-hammer in the 4kg class**

- ▶ Wide range of applications in chiselling and drilling work and when working with a core cutter
- ▶ Drills up to 30% faster (25 mm diameter) than comparable competitor tools
- ▶ Low vibration values of only 8 m/s² for fatigue-free working due to Bosch Vibration Control



Technical data	
Order number	0 611 332 ...
Impact energy	0 - 5 J
Impact rate at rated speed	0 - 3600 bpm
Rated speed	0 - 760 rpm
Drilling dia. concrete, hammer drill bits	6 - 32 mm
Max. drilling dia. masonry, core cutters	90 mm
Max. drilling dia. steel	13 mm
Scope of supply	... 100
Auxiliary handle (2 602 025 176)	✓
Carrying case (2 605 438 651)	✓
Depth stop 310 mm (1 613 001 003)	✓
SDS-plus quick-change chuck (2 608 572 213)	✓

900 W 4.7 kg

Dust Extraction Hammer with SDS-plus**GBH 2-23 REA Professional****The most compact solution for dust-free drilling**

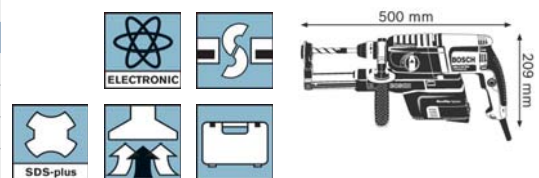
- ▶ Convenient working due to particularly compact design
- ▶ Integrated, removable dust extraction unit for clean, dust-free working
- ▶ Convenient working even overhead due to particularly compact design

Other features

- ▶ Core cutter adapter set for dust extraction when working with core cutters (up to 68 mm)
- ▶ Retaining valves prevent dust escaping
- ▶ Changeable micro-filter for cost-effective service
- ▶ Easy, tool-free removal of the dust extraction unit enables you to also work without dust extraction module
- ▶ Impact stop for drilling in wood and steel
- ▶ Transparent dust eye makes exact pilot drilling easier

**710 W 2,9 kg**

Technical data	
Order number	0 611 250 ...
Impact energy	0 - 2.5 J
Impact rate at rated speed	0 - 4400 bpm
Rated speed	0 - 1000 rpm
Drilling dia. concrete, hammer drill bits	4 - 23 mm
Drilling dia. concrete, dust extraction unit	4 - 16 mm
Max. drilling dia. masonry, core cutters	68 mm
Drilling dia. concrete, dust extraction unit	4 - 16 mm
Scope of supply	
...	500
5 seal rings (SP no. 1 619 P06 107)	✓
Auxiliary handle (SP no. 1 619 P06 104)	✓
Carrying case	✓
Dust extraction unit	✓

**Rotary Hammer with SDS-max****GBH 5-38 D Professional****The powerful combination hammer setting new standards in performance and lifetime**

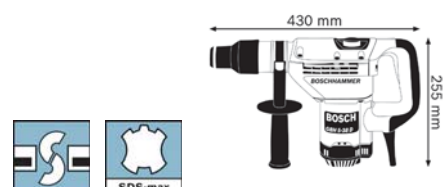
- ▶ The sturdy hammer with SDS-max toolholder for drilling up to 38 mm diameter
- ▶ With chisel function for universal application
- ▶ Long lifetime, even in heavy-duty applications, as a result of the sturdy metal housing and compact design

Other features

- ▶ Powerful 1050 W motor
- ▶ High drilling rate when drilling in concrete thanks to optimised hammer mechanism technology
- ▶ Vario-Lock with 12 different chisel positions
- ▶ Service lid for easy replacement of carbon brushes

**1050 W 5.8 kg**

Technical data		
Order number	0 611 240 ...	
Impact energy	7 / 9 J	
Impact rate at rated speed	2900 bpm	
Rated speed	320 rpm	
Drilling dia. concrete, hammer drill bits	12 - 38 mm	
Scope of supply		
...	004	055
Auxiliary handle (2 602 025 117)	✓	✓
Carrying case (2 605 438 461)	✓	✓
Grease tube (SP no. 1 615 430 005)	-	✓
Grease tube (SP no. 1 615 430 010)	✓	-
Machine cloth (SP no. 1 619 200 444)	-	✓



Rotary Hammer with SDS-max

GBH 5-40 D Professional

The powerful hammer with fastest drilling progress in its class

- ▶ Fastest drilling progress - 30% faster than predecessor
- ▶ High material removal rate - 50% more impact energy than existing GBH 5-38 D
- ▶ Perfect Handling- well balanced too lfor all applications
- ▶ Dust proof construction for longest lifetime in class
- ▶ with chisel function for universal application
- ▶ Variable speed adjustment of the speed and impact rate for optimum performance
- ▶ Constant electronics, 6 setting for speed
- ▶ Vario-lock with 12 different chisel positions



Technical data	
Order number	0 611 269 ...
Impact energy	8,5 J
Impact rate at rated speed	1500 - 2900 bpm
Rated speed	170 - 340 rpm
Drilling dia. concrete, hammer drill bits	12 - 40 mm
Max. drilling dia. masonry, core cutters	90 mm
Scope of supply	
Auxiliary handle (1 619 P07 778)	✓
Carrying case	✓
Cleaning cloth (1 619 200 413)	✓
Grease tube (1 615 430 010)	✓

1100 W 6,8 kg



Rotary Hammer with SDS-max

GBH 5-40 DCE Professional

The fast all-rounder with Vibration Control

- ▶ Fastest drilling rate in its class due to 1150 W motor and powerful hammer mechanism
- ▶ SDS-max comfort for easy and fast tool changes with one hand
- ▶ Vibration Control (10 m/s² for drilling, 8 m/s² for chiselling) ensures convenient working, even in time-intensive applications

Other features


- ▶ Patented setting wheel for variable adjustment of the speed and impact rate for optimum performance
- ▶ Patented, lockable switch pawl for fatigue-free chiselling work
- ▶ Constant Electronic, service display and standby display for maximum convenience
- ▶ Ball grommet for high movement radius and for preventing cable breaks



Technical data	
Order number	0 611 264 ...
Impact energy	2 - 11 J
Impact rate at rated speed	1500 - 3050 bpm
Rated speed	170 - 340 rpm
Drilling dia. concrete, hammer drill bits	12 - 40 mm
Scope of supply	
Auxiliary handle (2 602 025 117)	✓
Carrying case (2 605 438 537)	✓
Grease tube (SP no. 1 615 430 005)	✓
Machine cloth (SP no. 1 619 200 444)	✓

New!

1150 W 6.8 kg



Rotary Hammer with SDS-max

GBH 7-46 DE Professional

The sturdy power pack

- ▶ The most powerful hammer in its class thanks to its powerful 1350 W motor
- ▶ Extremely high material removal rate when chiselling thanks to Turbo-Power with a single impact force of up to 15 J
- ▶ Long lifetime due to robust metal components

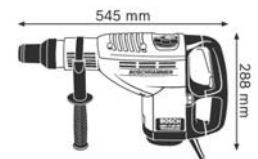
Other features

- ▶ Best operating comfort thanks to individually controllable speed, lockable switch pawl in chiselling operation and new, ergonomic auxiliary handle



Technical data	
Order number	0 611 263 ...
Impact energy	2 - 15 J
Impact rate at rated speed	1375 - 2800 bpm
Rated speed	145 - 280 rpm
Drilling dia. concrete, hammer drill bits	12 - 45 mm
Scope of supply	
Auxiliary handle (2 602 025 103)	✓
Carrying case (2 605 438 396)	✓
Grease tube (SP no. 1 615 430 010)	✓
Machine cloth (SP no. 1 619 200 444)	✓

1350 W **8.2 kg**



Rotary Hammer with SDS-max

GBH 11 DE Professional

Powerful 1.500Watt at low vibrations

- ▶ User buys a GBH 8-45 DV Professional and gets various accessories for free!
- ▶ Peak performance in Drilling and Chiseling
- ▶ Three-way Vibration Control System, Turbo Power Function

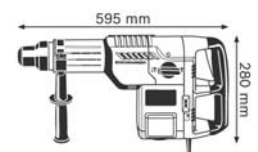
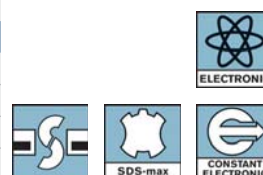
Other features

- ▶ Turbo Function to utilize power, which is used for rotation in drilling mode, additionally for chiseling
- ▶ Best drilling and chiseling performance in class due to newly developed impact mechanism with 12,5 Joule impact energy and 1.500 Watt motor
- ▶ Low vibrations due to: (1) AV-impact mechanism (2) decoupled main handle (3) tuned mass damper integrated in aluminium cover
- ▶ Auto lock-on function in chiseling mode
- ▶ Constant electronic with absolute speed dial with 6 positions
- ▶ Drilling mode: Switch does not lock on. Important safety requirement
- ▶ Chiseling mode: Switch locks on automatically. Released manually by pulling the lower trigger



Technical data	
Order number	0 611 245 ...
Impact energy	5 - 18 J
Impact rate at rated speed	1100 - 2250 bpm
Rated speed	120 - 250 rpm
Drilling dia. concrete, hammer drill bits	12 - 52 mm
Scope of supply	
Auxiliary handle (2 602 025 086)	✓
Carrying case (2 605 438 322)	✓
Grease tube (SP no. 1 615 430 010)	✓
Machine cloth (SP no. 1 619 200 444)	✓

1500 W **11.1 kg**



Rotary Hammer with SDS-max

GBH 8-45DV Professional

Powerful universal hammer for rapid drilling and chiselling

- ▶ Best drilling performance thanks to optimised hammer mechanism technology and high-performance motor
- ▶ Low-vibration hammer mechanism for fatigue-free working
- ▶ Long lifetime due to use of high-quality materials and components made of fibreglass reinforced plastic, aluminium and precision parts made of steel


Other features

- ▶ Overload clutch
- ▶ Cut-off carbon brushes
- ▶ Variable auxiliary handle
- ▶ Good handling, also for left-handers
- ▶ Optimised dust seal in toolholder as well as new ventilation grilles ensure long operational life



Technical data	
Order number	0 611 265 ...
Impact energy	12.5 J
Impact rate at rated speed	1380 - 2760 bpm
Rated speed	150 - 305 rpm
Drilling dia. concrete, hammer drill bits	12 - 45 mm
Scope of supply	
	... OK0
Adhesive label	✓
Carrying case (1 615 438 704)	✓
Cleaning cloth (1 619 200 413)	✓
Grease tube (1 615 430 010)	✓
Operating instructions	✓
Sticker	✓

New!



1500 W 8.9 kg



Demolition Hammer with SDS-max

GSH 5 Professional

Longest lifetime in class with power that impresses

- ▶ Reduced contact pressure & long hammer tube for good and balanced performance
- ▶ 15% higher impact force ensure high material removal rate
- ▶ Strengthen impact housing for longest lifetime in the class

Other features

- ▶ Soft grip for comfortable and fatigue free use
- ▶ Improved Vario-Lock chisel position setting for better self explanation



Technical data	
Order number	0 611 337 ...
Impact energy	7.5 J
Impact rate at rated speed	2850 rpm
Toolholder	SDS-max
Scope of supply	
	... OK0
Pointed chisel (1 618 600 029)	✓
Carrying case (1 619 P07 831)	✓
Cleaning cloth (1 619 200 413)	✓
Grease tube (1 615 430 010)	✓
Straight handle (1 619 P07 778)	✓

New!

1100 W 5.6 kg



Demolition Hammer with SDS-max

GSH 5 CE Professional

The chiselling specialist with Vibration Control

- ▶ Impact force of 13 J for the highest material removal rate in its class
- ▶ Vibration Control of 8 m/s² ensures convenient working, even in time-intensive applications
- ▶ Long lifetime even in extremely hard operation thanks to robust metal housing
- ▶ Variable Speed Selection for wide range of application

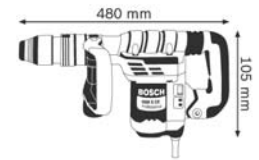
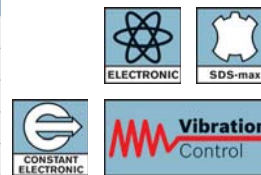
Other features

- ▶ Patented setting wheel for variable adjustment of the impact rate for optimum performance
- ▶ Patented, lockable switch pawl for fatigue-free chiselling work
- ▶ Vario-Lock: 12 chisel position settings for convenient working
- ▶ Constant Electronic, service display and standby display for maximum convenience
- ▶ Ball grommet for high movement radius and for preventing cable breaks



Technical data	
Order number	0 611 321 ...
Impact energy	2 - 13 J
Impact rate at rated speed	1300 - 2900 bpm
Toolholder	SDS-max
Scope of supply	
Auxiliary handle (2 602 025 142)	✓
Carrying case	✓
Grease tube (SP no. 1 615 430 010)	✓
Machine cloth	✓
Pointed chisel 400 mm (2 608 690 103)	✓

1150 W 6.2 kg



Demolition Hammer with SDS-max

GSH 11 E Professional

The specialist tool for breakthroughs and demolition work

- ▶ Extreme impact force with 25 J
- ▶ Low-vibration in operation and no-load
- ▶ Low feed pressure, for fatigue-free working

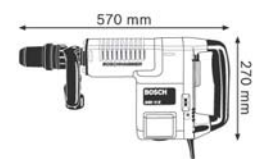
Other features

- ▶ Service display
- ▶ SDS-max toolholder with integrated dust protection
- ▶ Variable chisel fitting in 12 angle positions
- ▶ Auxiliary handle can be adjusted and rotated 360°
- ▶ Foam handle
- ▶ Wide sliding switch for convenient switching on and off
- ▶ High-volume carrying case
- ▶ Cut-off carbon brushes
- ▶ Also suitable for left-handers



Technical data	
Order number	0 611 316 ...
Impact energy	6 - 25 J
Impact rate at rated speed	900 - 1890 bpm
Toolholder	SDS-max
Scope of supply	
Auxiliary handle (2 602 025 076)	✓
Carrying case (2 605 438 297)	✓
Flat chisel 400 x 25 mm (1 618 600 202)	✓
Grease tube (SP no. 1 615 430 010)	✓

1500 W 10.1 kg



Demolition Hammer with SDS-max

GSH 11 VC Professional

The strongest 11kg SDS-max breaker in the world

- ▶ Best power-to-weight ratio in its class
- ▶ Vibration Control System
- ▶ Inline shape of the tool

Other features

- ▶ "Perfect handling for downward applications due to inline shape "
- ▶ "Longer max. allowed daily usage time (ELV) due to vibration control with dampened main and auxiliary handle as well as AV- impact mechanism "
- ▶ "Less downtimes due to service display showing a upcoming carbon brush change well in advance "
- ▶ "Suitable for a broad range of applications due to speed dial with preselection of impact rate "
- ▶ "Always the optimal working position due to vario lock with 12 positions "
- ▶ "Easy reachable switch without need to take the hands off the handle during operation "
- ▶ "Superior Power-to-weight ratio due to 1700 Watt motor and 23 Joule impact energy at only 11,4kg "



Technical data	
Order number	0 611 336 ...
Impact energy	23 J
Impact rate at rated speed	1700 bpm
Toolholder	SDS-max
Scope of supply	
Adhesive label (6 082 942 580)	✓
Carrying case (1 615 438 492)	✓
Cleaning cloth (1 619 200 413)	✓
Grease tube (SP no. 1 615 430 010)	✓
Operating instructions (1 609 929 X73)	✓
Pointed chisel (2 608 690 105)	✓

New! **1700 W 11.4 kg**

680 mm
236 mm

CONSTANT ELECTRONIC

SDS-max

Vibration Control

Demolition Hammer with Hex

GSH 5 X Professional

"Effective & Fast" - The chipping specialist

- ▶ Reduced pushing pressure by improved impact mechanism
- ▶ Optimum 1025W motor & high impact force ensures good chiselling performanc
- ▶ Insulation area on hammer pipe protect user on griping for typical application

Other features

- ▶ Dust proof construction for longer lifetime
- ▶ Straight Handle for well balance handling
- ▶ Long lasting Hex tool holder



Technical data	
Order number	0 611 338 ...
Impact energy	6.8J
Impact rate at rated speed	2750 bpm
Toolholder	17 mm HEX
Scope of supply	
Auxiliary handle (1 602 025 055)	✓
Carrying Case (1 619 P08 793)	✓

New! **1025 W 5.5 kg**

455 mm
270 mm

Breaker

GSH 16-30 Professional

Extreme power for 13 tons of material removal per day

- ▶ Extremely high material removal rate due to 45 J single impact force and 1750 watts motor power: 13 tons of material removal per day
- ▶ Extremely long lifetime due to robust design and use of high-quality materials
- ▶ Vibration Control for reduction of vibrations that are hazardous to health and, therefore, longer operating time and greater ease of use

Other features

- ▶ Unique: the GSH 16-30 Professional can be easily and conveniently transported on rollers in the trolley that is supplied as standard
- ▶ Excellent handling thanks to the large handle
- ▶ The on/off switch is perfectly positioned, which prevents the tool from being switched off unintentionally



1750 W 16.5 kg



Technical data		
Order number	0 611 335 ...	
Impact energy	45 J	
Impact rate at rated speed	1300 bpm	
Toolholder	30 mm internal hexagon	
Scope of supply	... 1K0	... 100
Carrying handle (2 602 025 170)	✓	✓
Grease tube (SP no. 1 615 430 010)	✓	✓
Machine cloth	-	✓
Machine cloth (SP no. 1 619 200 444)	✓	-
Pointed chisel 400 mm (2 608 690 111)	✓	✓
Trolley (2 605 438 628)	✓	✓

Breaker

GSH 27 VC Professional

The most powerful electric breaker from Bosch

- ▶ High material removal rate due to impact force of 69 joules
- ▶ Very low vibration (only 8 m/s²) thanks to the decoupled handles and the vibration-reduced hammer mechanism – for a longer trigger time per day
- ▶ Very long lifetime thanks to high-quality components made of aluminium and steel

Other features

- ▶ Optimum handling: ergonomic handles with softgrip and low centre of gravity for optimum handling
- ▶ Anti-slip surface prevents the tool from falling over



2000 W 29.5 kg

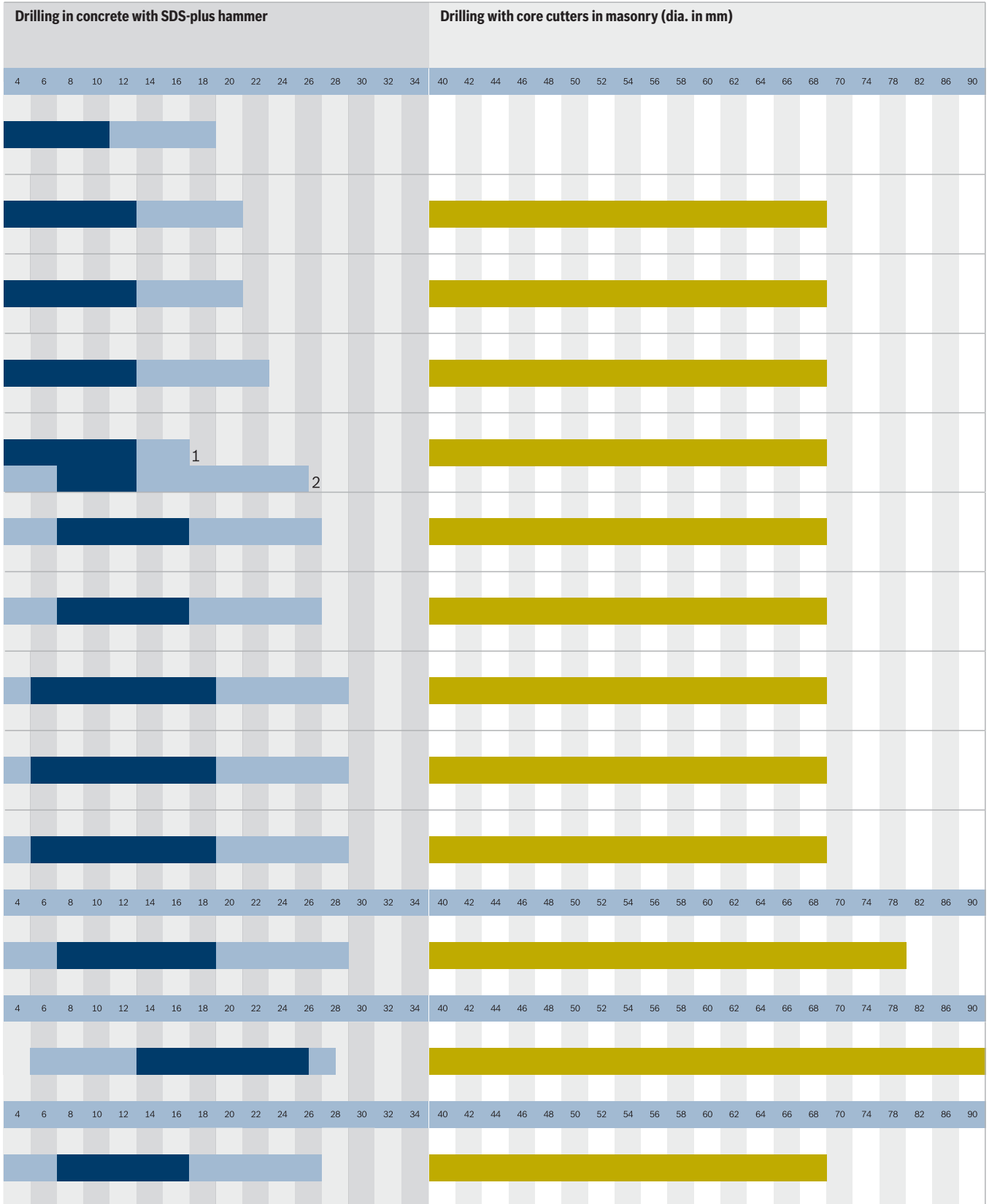


Technical data	
Order number	0 611 30A ...
Impact energy	69 J
Impact rate at rated speed	1000 bpm
Toolholder	28 mm internal hexagon
Scope of supply	... 000
	✓



Range of applications for all SDS-plus hammers at a glance.

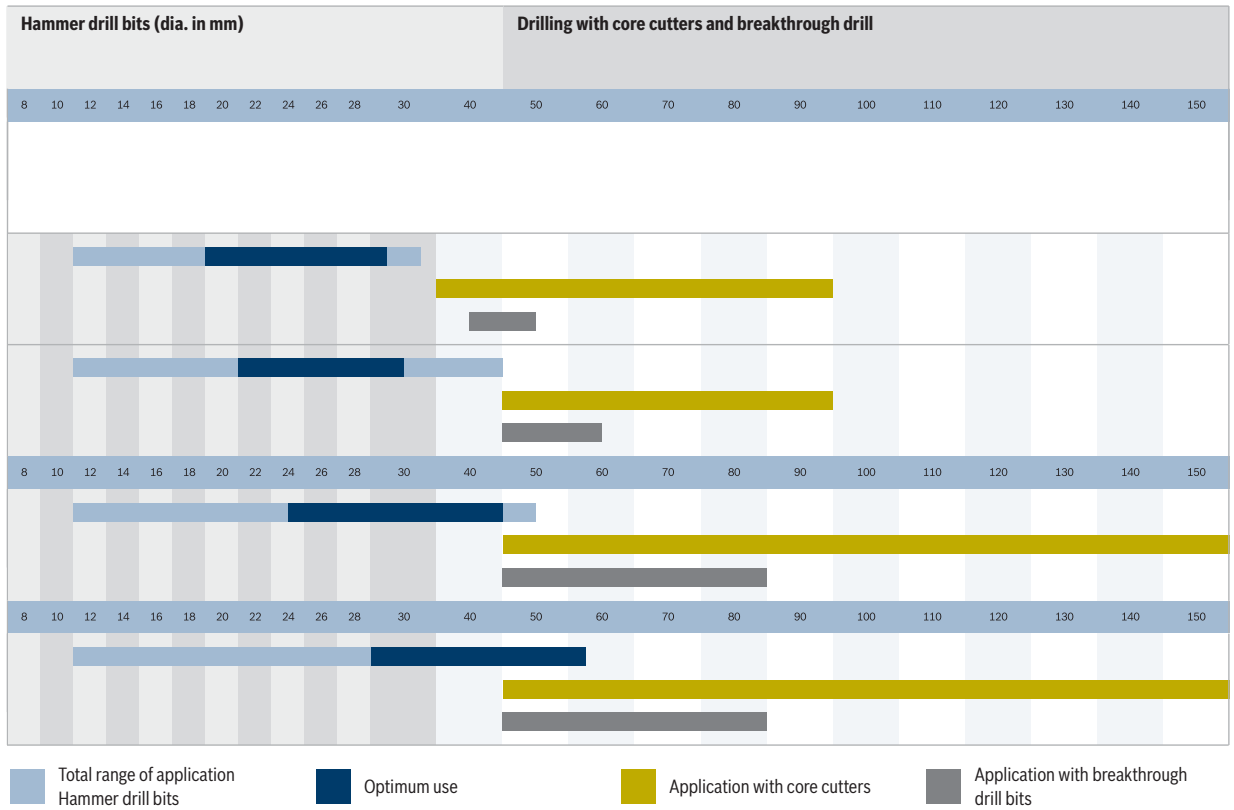
		Order number	Rated power input (W)	Weight without cable (kg)	Impact energy (J)	Drilling with/without impact, screwdriving	Chiselling
2-kilo rotary hammers							
GBH 2-18 RE Professional		06112583xx	550	2.0	0 - 1,7	■	
GBH 2-20 RE Professional		061125A3xx	600	2.3	0 - 1,7	■	
GBH 2-20 DRE Professional		061125A4xx	600	2.3	0 - 1,7	■	■
GBH 2-22 RE Professional		06112507xx	620	2.3	0 - 2,2	■	
GBH 2-23 REA Professional		06112505xx	710	2.9	0 - 2,5	■	
GBH 2-26 DRE Professional		06112537xx	800	2.7	0 - 3	■	■
GBH 2-26 DFR Professional		06112547xx	800	2.9	0 - 3	■	■
GBH 2-28 D Professional		06112670xx	820	2.9	0 - 3,2	■	■
GBH 2-28 DV Professional		06112671xx	820	2.9	0 - 3,2	■	■
GBH 2-28 DFV Professional		06112672xx	820	3.1	0 - 3,2	■	■
3-kilo rotary hammers							
GBH 3-28 DRE Professional		061123Axx	800	3.5	0 - 3,5	■	■
4-kilo rotary hammers							
GBH 4-32 DFR Professional		06113321xx	900	4.7	0 - 5	■	■
Cordless rotary hammers							
GBH 36 V-LI Professional		0611900RXX	600	-	0 - 3	■	■



1 With dust extractor 2 Without dust extractor [Light blue] Total range of application [Dark blue] Optimum use [Yellow] Application with core cutters

Range of applications for all rotary hammers, demolition hammers and breakers from 5 kilos at a glance

		Order number	Rated power input (W)	Weight without cable (kg)	Impact energy (J)	Chiselling
5-kilo rotary hammer						
GBH 5-40 D Professional		06112690XX	1100	6.8	8,5	■
GBH 5-38 D Professional		06112400xx	1050	5.8	7 / 9	■
GBH 5-40 DCE Professional		06112640xx	1150	6.8	2 - 11	■
7-kilo rotary hammer						
GBH 7-46 DE Professional		06112637xx	1350	8.2	2 - 15	■
11-kilo rotary hammer						
GBH 11 DE Professional		06112457xx	1500	11.1	5 - 18	■
5-kilo demolition hammer						
GSH 5 Professional		06113370XX	1100	5.6	7,5	■
GSH 388 Professional		06113880xx	1050	4.9	8 / 10	■
GSH 5 CE Professional		06113210XX	1150	6.2	2 - 13	■
GSH 5 X Professional		06113380	1025	5.5	6,8	■
GBH 5-40 D Professional		06112690XX	1100	6.8	8,5	■
11-kilo demolition hammer						
GSH 11VC Professional		06113360XX	1700	11.4	23	■
GSH 11 E Professional		06113167xx	1500	10.1	6 - 25	■
16-kilo breakers with internal hexagon toolholder 28 / 30 mm						
GSH 16-30 Professional		06113351xx	1750	16.5	45	■
27-kilo breakers with internal hexagon toolholder 28 mm						
GSH 27 VC Professional		061130A0XX	2000	29.5	69	■



Diamond Technology

4

Diamond Technology



A system of power:

Bosch diamond technology and cut-off grinders

Bosch diamond drilling systems combine high performance with high convenience. For you, this means highly efficient dry and wet drilling – even in the hardest stone and in concrete. The robust technology also ensures low-vibration and low-dust working. The wide range of accessories for wet and dry drilling is easy to handle and enables precise results even in demanding applications. The wall chasers and cut-off grinders impress with their low weight and easy assembly – for precision even in tough jobs.

NEW! Bosch offers the ideal solution for easy and precise tile working with its special tile working tools.



Diamond Drill

GDB 2500 WE Professional

The most powerful tool in its class

- ▶ Powerful, overload-capable 2500 W motor with starting current switching for vibration-free and precise drilling in concrete with reinforcing steel
- ▶ Sturdy 2-speed gearbox for high power transfer and optimum circumferential speeds
- ▶ It can be fixed onto the drill stand without tools and mounted on walls with wall plugs or a vacuum pump

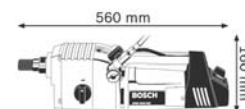
Other features

- ▶ Two threaded shanks on the machine enable easy, problem-free attachment of most conventional core cutter threads
- ▶ Constant Electronic for constant speeds
- ▶ Thermal protection prevents motor overload
- ▶ Easy carbon brush changes
- ▶ Aluminium handle in the tool's centre of gravity for optimum handling
- ▶ Large switches for convenient operation, even with gloves on
- ▶ Protective switch integrated in cable



Technical data	
Order number	0 601 18P ...
Rated speed	410 / 900 rpm
Concrete, optimum range	82 - 132 mm
Concrete, possible range	32 - 212 mm
Toolholder	R 1/2", 1 1/4"
Suitability	Wet drilling in concrete
Scope of supply	... 703
	✓

2500 W 11.8 kg



4

Diamond Technology

Drill Stand

S 500 A Professional

The stable tool for diamond drills

- ▶ Precise angle adjustment in 15-degree steps for angled drilling
- ▶ Can be fitted to the wall using conventional fixings or Vacuum Pump GVP 140 Professional
- ▶ Machine securing, depth limitation, water collection ring (accessories), angle adjustment and transport wheels can be adjusted without tools

Other features

- ▶ Large transport wheels enable problem-free transport of the entire unit, even on stairs
- ▶ Tight-fitting rack column for precise drilling
- ▶ Well-positioned handle for support when wall mounting
- ▶ Low weight of only 12.5 kg
- ▶ Well-positioned, rubber-coated transport handle



12.5 kg



Technical data	
Order number	0 601 190 ...
Drill stroke	500 mm
Length	1000 mm
Scope of supply	... 025
	✓

Concrete Grinder**GBR 14 CA Professional****The long-distance runner with patented dustproof system**

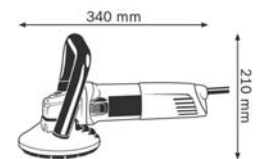
- ▶ Patented dustproof system for longest lifetime
- ▶ Service display shows carbon replacement required 8 hours in advance

Other features

- ▶ Clean grinding surface due to excellent guide properties
- ▶ Optimised system electronics, the right speed for every application
- ▶ Restart protection for more safety after a power failure
- ▶ Smooth start, starting current limitation, overload protection, armoured coil
- ▶ Ergonomic design for good handling



Technical data	
Order number	0 601 773 ...
No-load speed	11000 rpm
Grinding spindle thread	M 14
Grinding head, diameter	125 mm
Scope of supply	... 703
3 brush rings (2 600 290 026)	✓
Back flange (1 605 703 099)	✓
Bow handle (3 601 303 017)	✓
Carrying case (3 605 438 018)	✓
Diamond grinding head 125 mm dia. (grey) (2 608 600 259)	✓
Locking nut (1 603 340 040)	✓
Two-hole spanner, bent at right angles (3 607 950 017)	✓

1400 W 2.6 kg**Marble Saw****GDM 13-34 Professional****More cutting power with the longest lifetime in class**

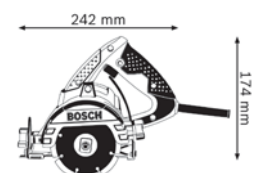
- ▶ Powerful 1300W marble saw for fast and precise cutting in marble/granite/tile/stone
- ▶ Good dust insulation for maximum tool durability
- ▶ Handy, lightweight 2.8 kg

Other features

- ▶ Strong and robust motor for longer lifetime
- ▶ Higher power for faster work progress
- ▶ Good dust insulation
- ▶ Ventilation holes specially designed for dust insulation and optimal air circulation
- ▶ Flat bearing flange with channel design to prevent dust accumulation
- ▶ Ergonomic handle with dimples and soft grip for anti-slip and extra handling comfort
- ▶ Optimized gripping space for extra comfort
- ▶ Clear view of cutting line at 45° and 90°
- ▶ Compact and adjustable base plate for 45° bevel cut



Technical data	
Order number	0 601 36A ...
No-load speed	12000 rpm
Saw blade diameter	110 mm
Saw blade bore	20.0 mm
Cutting depth (90°)	34 mm
Cutting depth (45°)	22 mm
Scope of supply	... 2K0
Allen key KW 5 (SP no. 1 907 950 006)	✓
Clamping bolt with washer (1 619 P00 278)	✓
Clamping flange (1 619 P06 295)	✓
Mounting flange (1 619 P07 057)	✓
Ring spanner (SP no. 1 619 P00 281)	✓

1300 W 2.8 kg

Marble Saw

GDC 34 M Professional

The powerful and compact tool for wet and dry cutting

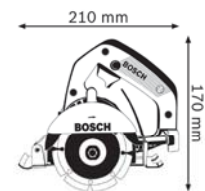
- ▶ Powerful marble saw with 1300 W for fast and precise wet or dry cutting in marble
- ▶ Adjustable sole plate for angled cuts
- ▶ Handy, lightweight 3.3 kg

Other features

- ▶ Dustproof and waterproof housing for a long service life
- ▶ Safe and ergonomically optimum handling



1300 W **3.3 kg**



Technical data	
Order number	F 002 G30 ...
No-load speed	12000 rpm
Saw blade diameter	110 mm
Saw blade bore	20.0 mm
Cutting depth (90°)	34 mm
Cutting depth (45°)	22 mm
Scope of supply	
Box spanner	✓
Clamping flange	✓
Spanner	✓
Supporting disc	✓
Water tap nozzle	✓

Wall Chaser

GNF 35 CA Professional

The durable tool with Constant Electronic

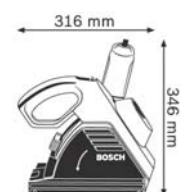
- ▶ Patented dustproof system from Bosch guarantees longest lifetime
- ▶ With Constant Electronic for constant speed, also under heavy load
- ▶ Optimum handling due to ergonomic grip design and flexible gripping options

Other features

- ▶ Optimum handling due to low weight
- ▶ Fast, easy disc changes with only one tool due to optimised accessibility
- ▶ Maximum protection thanks to closed protective guard, restart lock and plunge lock
- ▶ Easy and precise guidance with four rollers in the sole plate. High stability with sturdy metal gliding plate
- ▶ Connection for dust extraction



1400 W **4.1 kg**



Technical data	
Order number	0 601 621 ...
No-load speed	9300 rpm
Adjustable groove depth	0 - 35 mm
Groove width	3 - 39 mm
Disc diameter	150 mm
Scope of supply	
3 spacers 4 mm (SP no. 3 609 202 041)	✓
4 spacers 6 mm (SP no. 3 609 202 042)	✓
Back flange (SP no. 3 609 202 039)	✓
Break-out tool (SP no. 3 607 959 005)	✓
Carrying case (3 605 438 053)	✓
Round nut (SP no. 3 609 202 040)	✓
Two-hole spanner (1 607 950 004)	✓
Two-hole spanner, bent at right angles (3 607 950 017)	✓





Working on Metal

5

Angle Grinders and Metal Working Tools



The formula for success: more endurance, better handling

Large and small angle grinders from Bosch excel due to their powerful motors, good handling and low weight. And this in every power class.

What's more, Bosch angle grinders stand for long lifetime and a high level of robustness – even in the toughest work conditions. You will find the right tool for every application in our comprehensive product range.



Angle Grinder

GWS 6-100 Professional

Handy and compact

- ▶ 670 watts of power
- ▶ Good handling due to ergonomically adapted housing
- ▶ Spindle lock for easy disc change

Other features

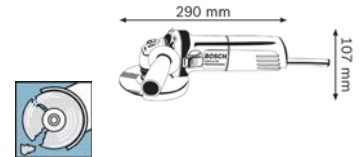
- ▶ Flat gear head for working in tight spaces
- ▶ Gear head can be rotated in 90° steps
- ▶ Armoured coils that protect the motor against sharp grinding dust ensure long lifetime
- ▶ Anti-rotation protective guard – easily adjustable, provides reliable protection
- ▶ Cut-out carbon brushes



Technical data	
Order number	0 601 375 ...
No-load speed	11000 rpm
Grinding spindle thread	M 10
Disc diameter	100 mm
Wire cup brush, diameter	70 mm
Scope of supply	
Auxiliary handle (1 602 025 024)	✓
Back flange (2 605 703 030)	✓
Locking nut (2 603 340 018)	✓
Protective guard (1 619 P06 546)	✓
Two-hole spanner (1 607 950 040)	✓

New!

670 W 1.8 kg



Angle Grinder

GWS 7-100 Professional

Slim and powerful tool in every hand

- ▶ Ø56mm slim housing in round shape for super comfortable holding
- ▶ Dimple surface for anti-slip
- ▶ Powerful and robust 720 W motor

Other features

- ▶ Specially designed air inlets for optimal air flow and cooling
- ▶ Small gear head for working in tight spaces
- ▶ Gear head can be rotated in 90° steps
- ▶ Armoured coils that protect motor against sharp grinding dust for longer service life
- ▶ Auto cut-off carbon brushes
- ▶ Two-motion switch for maximum user's safety
- ▶ Spindle lock for easy disc change
- ▶ Anti-rotation protective guard to provide reliable protection
- ▶ Side handle can be used on right or left



Technical data	
Order number	0 601 388 ...
No-load speed	11000 rpm
Grinding spindle thread	M10
Disc diameter	100 mm
Rubber sanding plate, diameter	100 mm
Wire cup brush, diameter	70 mm
Scope of supply	
Auxiliary handle (1 602 025 024)	✓
Back flange (2 605 703 030)	✓
Locking nut (2 603 340 018)	✓
Protective guard (1 619 P06 546)	✓
Two-hole spanner (1 607 950 040)	✓

720 W 1.8 kg



Angle Grinder**GWS 8-100 C Professional****Handy and compact**

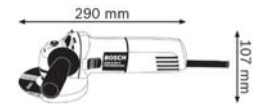
- ▶ 850 watts of power
- ▶ Good handling due to ergonomically adapted housing
- ▶ Microprocessor electronics for constant speed, overload protection, smooth start and starting current limitation

Other features

- ▶ Spindle lock for easy disc change
- ▶ Flat gear head for working in tight spaces
- ▶ Gear head can be rotated in 90° steps
- ▶ Armoured coils that protect the motor against sharp grinding dust ensure long lifetime
- ▶ Anti-rotation protective guard – easily adjustable, provides reliable protection
- ▶ Cut-out carbon brushes



Technical data	
Order number	0 601 377 ...
No-load speed	11000 rpm
Grinding spindle thread	M 10
Disc diameter	100 mm
Rubber sanding plate, diameter	100 mm
Wire cup brush, diameter	70 mm
Scope of supply	... 65A
Auxiliary handle (1 602 025 024)	✓
Back flange (2 605 703 030)	✓
Locking nut (2 603 340 018)	✓
Protective guard (1 619 P06 546)	✓
Two-hole spanner (1 607 950 040)	✓

850 W 1.8 kg**Angle Grinder****GWS 6-125 Professional****Handy and compact**

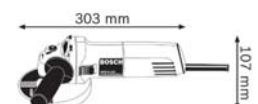
- ▶ 670 watts of power
- ▶ Good handling due to ergonomically adapted housing
- ▶ Spindle lock for easy disc change

Other features

- ▶ Flat gear head for working in tight spaces
- ▶ Gear head can be rotated in 90° steps
- ▶ Armoured coils that protect the motor against sharp grinding dust ensure long lifetime
- ▶ Anti-rotation protective guard – easily adjustable, provides reliable protection
- ▶ Cut-out carbon brushes
- ▶ Handle can be used on right or left
- ▶ Safety switch
- ▶ Suitable for SDS quick-locking nut (special accessory)



Technical data	
Order number	0 601 375 ...
No-load speed	11000 rpm
Grinding spindle thread	M 14
Disc diameter	125 mm
Rubber sanding plate, diameter	125 mm
Wire cup brush, diameter	70 mm
Scope of supply	... 15A
Auxiliary handle (1 602 025 024)	✓
Back flange (1 605 703 099)	✓
Locking nut (1 603 340 040)	✓
Protective guard (1 619 P06 548)	✓
Two-hole spanner (1 607 950 043)	✓

670 W 1.9 kg

Angle Grinder

GWS 7-125 Professional

Slim and powerful tool in every hand

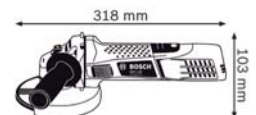
- ▶ Ø 56 mm slim housing in round shape for super comfortable holding
- ▶ Dimple surface for anti-slip
- ▶ Powerful and robust 720 W motor

Other features

- ▶ Specially designed air inlets for optimal air flow and cooling
- ▶ Small gear head for working in tight spaces
- ▶ Gear head can be rotated in 90° steps
- ▶ Armoured coils that protect motor against sharp grinding dust for longer service life
- ▶ Auto cut-off carbon brushes
- ▶ Two-motion switch for maximum user's safety
- ▶ Spindle lock for easy disc change



720 W 1.9 kg



Technical data	
Order number	0 601 388 ...
No-load speed	11000 rpm
Grinding spindle thread	M14
Disc diameter	125 mm
Rubber sanding plate, diameter	125 mm
Wire cup brush, diameter	70 mm
Scope of supply	
Auxiliary handle (1 602 025 024)	✓
Back flange (1 605 703 099)	✓
Locking nut (1 603 340 040)	✓
O-ring (SP no. 1 600 210 039)	✓
Protective guard (1 619 P06 548)	✓
Two-hole spanner (1 607 950 043)	✓

Angle Grinder

GWS 850 CE Professional

Handy and compact

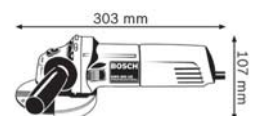
- ▶ 850 watts of power
- ▶ Good handling due to ergonomically adapted housing
- ▶ Microprocessor electronics for constant speed, overload protection, smooth start and starting current limitation

Other features

- ▶ Spindle lock for easy disc change
- ▶ Flat gear head for working in tight spaces
- ▶ Gear head can be rotated in 90° steps
- ▶ Armoured coils that protect the motor against sharp grinding dust ensure long lifetime
- ▶ Anti-rotation protective guard – easily adjustable, provides reliable protection
- ▶ Cut-out carbon brushes



850 W 1.9 kg



Technical data	
Order number	0 601 678 ...
No-load speed	2800 - 11000 rpm
Grinding spindle thread	M 14
Disc diameter	125 mm
Rubber sanding plate, diameter	125 mm
Wire cup brush, diameter	70 mm
Scope of supply	
Auxiliary handle (1 602 025 024)	✓
Back flange (1 605 703 099)	✓
Locking nut (1 603 340 040)	✓
Protective guard (1 619 P06 548)	✓
Two-hole spanner (1 607 950 043)	✓

Angle Grinder

GWS 10-125 Professional

The compact tool with additional protection

- ▶ Powerful 1000 W Champion motor
- ▶ Anti-rotation protective guard – quickly and easily adjustable, provides reliable protection
- ▶ Good handling thanks to slim housing

Other features

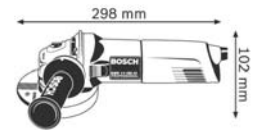
- ▶ Direct cooling for high overload capability and long lifetime
- ▶ Gear head can be rotated in 90° steps
- ▶ Handle can be used on right or left



Technical data	
Order number	0 601 821 ...
No-load speed	11000 rpm
Grinding spindle thread	M 14
Disc diameter	125 mm
Rubber sanding plate, diameter	125 mm
Wire cup brush, diameter	70 mm
Scope of supply	... 2F0
Back flange (1 605 703 099)	✓
Locking nut (1 603 340 040)	✓
Protective guard (1 605 510 365)	✓
Two-hole spanner (1 607 950 043)	✓
Vibration Control auxiliary handle (2 602 025 171)	✓

New!

1000 W 2.1 kg



Angle Grinder

GWS 11-125 CI Professional

The powerful tool with KickBack Stop

- ▶ KickBack Stop: detects when the tool is jammed and shuts it down immediately
- ▶ Powerful 1100 W Champion motor with restart protection
- ▶ Anti-rotation protective guard – quickly and easily adjustable, provides reliable protection

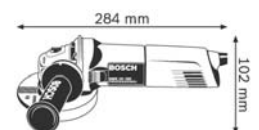
Other features

- ▶ Vibration Control auxiliary handle ensures your joints are protected during working
- ▶ Direct cooling for high overload capability and long lifetime
- ▶ Constant Electronic for constant speed, also under heavy load
- ▶ Overload protection, smooth start and starting current limitation
- ▶ Good handling thanks to slim housing
- ▶ Gear head can be rotated in 90° steps



Technical data	
Order number	0 601 822 ...
No-load speed	11000 rpm
Grinding spindle thread	M 14
Disc diameter	125 mm
Rubber sanding plate, diameter	125 mm
Wire cup brush, diameter	70 mm
Scope of supply	... 6F0
Back flange (1 605 703 099)	✓
Locking nut (1 603 340 040)	✓
Protective guard (1 605 510 365)	✓
Two-hole spanner (1 607 950 043)	✓
Vibration Control auxiliary handle (2 602 025 171)	✓

1100 W 2.0 kg



Angle Grinder

GWS 11-125 CIE Professional

The powerful tool with KickBack Stop

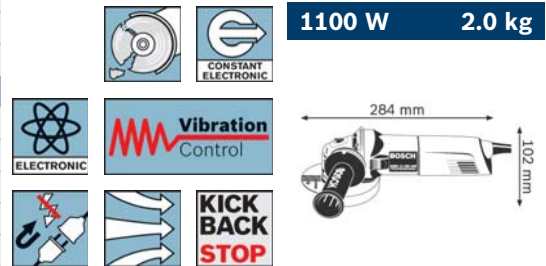
- ▶ KickBack Stop: detects when the tool is jammed and shuts it down immediately
- ▶ Powerful 1100 W Champion motor with restart protection
- ▶ Anti-rotation protective guard – quickly and easily adjustable, provides reliable protection

Other features

- ▶ Vibration Control auxiliary handle ensures your joints are protected during working
- ▶ 6-stage speed preselection for different materials
- ▶ Direct cooling for high overload capability and long lifetime
- ▶ Constant Electronic for constant speed, also under heavy load
- ▶ Overload protection, smooth start and starting current limitation
- ▶ Good handling thanks to slim housing
- ▶ Gear head can be rotated in 90° steps



Technical data	
Order number	0 601 823 ...
No-load speed	2800 - 11000 rpm
Grinding spindle thread	M 14
Disc diameter	125 mm
Rubber sanding plate, diameter	125 mm
Wire cup brush, diameter	70 mm
Scope of supply	... 200
Back flange (1 605 703 099)	✓
Locking nut (1 603 340 040)	✓
Protective guard (1 605 510 365)	✓
Two-hole spanner (1 607 950 043)	✓
Vibration Control auxiliary handle (2 602 025 171)	✓



Angle Grinder

GWS 14-125 CI Professional

The power pack with KickBack Stop

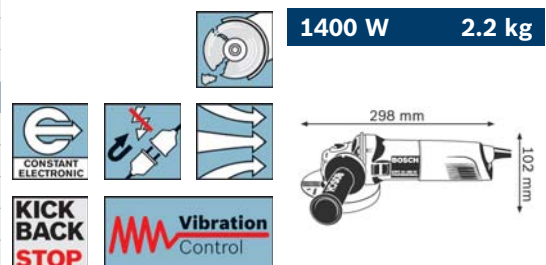
- ▶ KickBack Stop: detects when the tool is jammed and shuts it down immediately
- ▶ Extremely powerful 1400 W Champion motor with restart protection
- ▶ Anti-rotation protective guard – quickly and easily adjustable, provides reliable protection

Other features

- ▶ Vibration Control auxiliary handle ensures your joints are protected during working
- ▶ Direct cooling for high overload capability and long lifetime
- ▶ Constant Electronic for constant speed, also under heavy load
- ▶ Overload protection, smooth start and starting current limitation
- ▶ Good handling thanks to slim housing
- ▶ Gear head can be rotated in 90° steps



Technical data	
Order number	0 601 824 ...
No-load speed	11000 rpm
Grinding spindle thread	M 14
Disc diameter	125 mm
Rubber sanding plate, diameter	125 mm
Wire cup brush, diameter	70 mm
Scope of supply	... 2F0
Back flange (1 605 703 099)	✓
Locking nut (1 603 340 040)	✓
Protective guard (1 605 510 365)	✓
Two-hole spanner (1 607 950 043)	✓
Vibration Control auxiliary handle (2 602 025 171)	✓



Angle Grinder

GWS 15-125 CIH Professional

Ultimate power with perfect handling

- ▶ Good handling due to ergonomic handle with softgrip and best power/weight ratio for continuous use and overhead work
- ▶ The most powerful 1500 W Champion motor with restart protection
- ▶ KickBack Stop: detects when the tool is jammed and shuts it down immediately

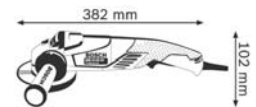
Other features

- ▶ Anti-rotation protective guard – quickly and easily adjustable, provides reliable protection
- ▶ Vibration Control auxiliary handle ensures your joints are protected during working
- ▶ Safety switch for immediate shutdown when the user lets go of the machine
- ▶ Constant Electronic for constant speed, also under heavy load
- ▶ Overload protection, smooth start and starting current limitation
- ▶ Gear head can be rotated in 90° steps



Technical data	
Order number	0 601 830 ...
No-load speed	11000 rpm
Grinding spindle thread	M 14
Disc diameter	125 mm
Rubber sanding plate, diameter	125 mm
Wire cup brush, diameter	70 mm
Scope of supply	... 202
Back flange (SP no. 2 605 703 014)	✓
Locking nut (SP no. 1 603 345 043)	✓
Protective guard (1 605 510 365)	✓
Two-hole spanner (SP no. 1 607 950 052)	✓
Vibration Control auxiliary handle (2 602 025 171)	✓

1500 W **2.3 kg**



Polisher

GPO 12 CE Professional

Ergonomic and powerful for an easy but yet brilliant polish

- ▶ Powerful motor with a 1250 W
- ▶ Electronic variable speed control for optimum adaptation to all applications
- ▶ Ergonomic main handle with soft grip for better and comfortable handling

Other features

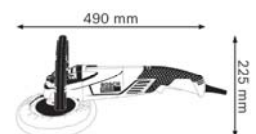
- ▶ Optional side handle or D-handle to fit different needs
- ▶ Optimized lock-on switch with integrated lock-on function for easy control
- ▶ Spindle lock for easy accessory change
- ▶ With a low weight of just 2.5 kg for fatigue-free handling



Technical data	
Order number	0 601 389 ...
No-load speed	750 - 3000 rpm
Grinding spindle thread	M 14
Rubber sanding plate, diameter	180 mm
Scope of supply	... 0F0
Auxiliary D-handle	✓
Auxiliary handle (2 602 025 075)	✓
M14/M16 adaptor	✓
Spacer disc	✓
Wrench	✓

New!

1250 W **2.5 kg**



Angle Grinder

GWS 20-180 Professional

The lightweight and compact tool

- ▶ Powerful 2000 W motor
- ▶ Light and compact for optimum handling
- ▶ Armoured coils that protect the motor against sharp grinding dust ensure long lifetime

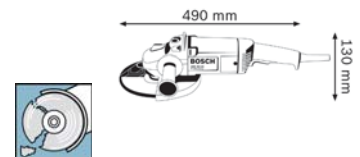
Other features

- ▶ Revolving gear head enables optimised adaptation to every work situation
- ▶ Triple-control safety switch
- ▶ Bosch SDS quick-locking nut available as an accessory
- ▶ Individual barcode for easy tool identification



Technical data	
Order number	0 601 849 ...
No-load speed	8500 rpm
Grinding spindle thread	M 14
Disc diameter	180 mm
Scope of supply	
Auxiliary handle (2 602 025 075)	✓
Back flange (1 605 703 099)	✓
Locking nut (1 603 340 040)	✓
Protective guard (2 605 510 297)	✓
Two-hole spanner (1 607 950 048)	✓

2000 W **5.0 kg**



Angle Grinder

GWS 22-180 Professional

Light and powerful

- ▶ Powerful 2200 W Champion motor for fast work progress
- ▶ Low weight for optimal handling
- ▶ Double-sealed ball bearing and the especially sturdy gearing guarantee a long lifetime

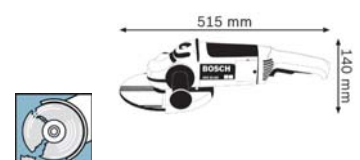
Other features

- ▶ Armoured coils that protect the motor against sharp grinding dust ensure long lifetime
- ▶ Triple-control safety switch
- ▶ Revolving gear head enables optimised adaptation to every work situation
- ▶ Bosch SDS quick-locking nut available as an accessory



Technical data	
Order number	0 601 881 ...
No-load speed	8500 rpm
Grinding spindle thread	M14
Disc diameter	180 mm
Scope of supply	
Auxiliary handle (2 602 025 075)	✓
Clamping flange (1 605 703 099)	✓
Locking nut (1 603 340 040)	✓
Protective guard (2 605 510 297)	✓
Two-hole spanner (1 607 950 048)	✓

2200 W **5.0 kg**



Angle Grinder

GWS 24-180 Professional

The powerful tool with a long lifetime

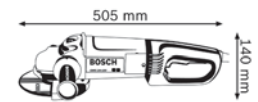
- ▶ Powerful 2400 W motor
- ▶ Double-sealed ball bearings and the especially sturdy gearing guarantee a long lifetime
- ▶ Armoured coils protect the motor against sharp grinding dust

Other features

- ▶ Triple-control safety switch
- ▶ Bosch SDS quick-locking nut available as an accessory
- ▶ Individual barcode for easy tool identification



Technical data	
Order number	0 601 853 ...
No-load speed	8500 rpm
Grinding spindle thread	M 14
Disc diameter	180 mm
Scope of supply	... 455
Back flange (1 605 703 099)	✓
Locking nut (1 603 340 040)	✓
Protective guard (2 605 510 297)	✓
Two-hole spanner (1 607 950 048)	✓

2400 W 4.9 kg

Angle Grinder

GWS 26-180 H Professional

Top performance for the toughest applications

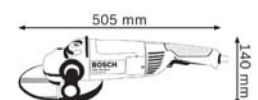
- ▶ Powerful 2600 W motor with maximum reserves of power for greatest material removal and fastest work progress
- ▶ Double-sealed ball bearings and the especially sturdy gearing guarantee a long lifetime
- ▶ Armoured coils that protect the motor against sharp grinding dust ensure long lifetime

Other features

- ▶ Triple-control safety switch
- ▶ Bosch SDS quick-locking nut available as an accessory
- ▶ Individual barcode for easy tool identification



Technical data	
Order number	0 601 855 ...
No-load speed	8500 rpm
Grinding spindle thread	M 14
Disc diameter	180 mm
Scope of supply	... 100
Auxiliary handle (1 602 025 181)	✓
Back flange (1 605 703 099)	✓
Locking nut (1 603 340 040)	✓
Protective guard (2 605 510 297)	✓
Two-hole spanner (1 607 950 048)	✓
Vibration Control auxiliary handle (2 602 025 181)	✓

2600 W 5.1 kg

Angle Grinder

GWS 20-230 Professional

The compact and lightweight tool

- ▶ Powerful 2000 W motor
- ▶ Light and compact for optimum handling
- ▶ Armoured coils that protect the motor against sharp grinding dust ensure long lifetime

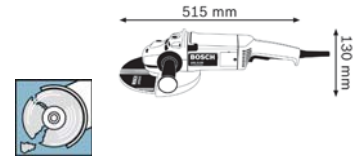
Other features

- ▶ Revolving gear head enables optimised adaptation to every work situation
- ▶ Triple-control safety switch
- ▶ Bosch SDS quick-locking nut available as an accessory
- ▶ Individual barcode for easy tool identification



Technical data	
Order number	0 601 850 ...
No-load speed	6500 rpm
Grinding spindle thread	M 14
Disc diameter	230 mm
Scope of supply	
Auxiliary handle (2 602 025 075)	✓
Back flange (1 605 703 099)	✓
Locking nut (1 603 340 040)	✓
Protective guard (2 605 510 298)	✓
Two-hole spanner (1 607 950 048)	✓

2000 W 5.3 kg



Angle Grinder

GWS 22-230 Professional

Light and powerful

- ▶ Powerful 2200 W Champion motor for fast work progress
- ▶ Low weight for optimal handling
- ▶ Double-sealed ball bearing and the especially sturdy gearing guarantee a long lifetime

Other features


- ▶ Armoured coils that protect the motor against sharp grinding dust ensure long lifetime
- ▶ Triple-control safety switch
- ▶ Revolving gear head enables optimised adaptation to every work situation
- ▶ Bosch SDS quick-locking nut available as an accessory



Technical data	
Order number	0 601 882 ...
No-load speed	6500 rpm
Grinding spindle thread	M14
Disc diameter	230 mm
Scope of supply	
Auxiliary handle (2 602 025 075)	✓
Clamping flange (1 605 703 099)	✓
Locking nut (1 603 340 040)	✓
Protective guard (2 605 510 298)	✓
Two-hole spanner (1 607 950 040)	✓

New!

2200 W 5.3 kg



Angle Grinder

GWS 24-230 Professional

The powerful tool with 2400 W motor

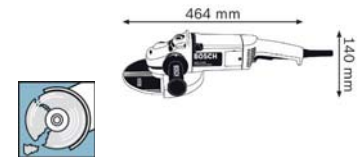
- ▶ Powerful 2400 W motor
- ▶ Double-sealed ball bearings and the especially sturdy gearing guarantee a long lifetime
- ▶ Armoured coils protect the motor against sharp grinding dust

Other features

- ▶ Triple-control safety switch
- ▶ Bosch SDS quick-locking nut available as an accessory
- ▶ Individual barcode for easy tool identification



Technical data	
Order number	0 601 854 ...
No-load speed	6500 rpm
Grinding spindle thread	M 14
Disc diameter	230 mm
Scope of supply	... 455
Back flange (1 605 703 099)	✓
Locking nut (1 603 340 040)	✓
Quick adjustment protective guard (1 605 510 223)	✓
Two-hole spanner (1 607 950 048)	✓

2400 W 6.0 kg

Angle Grinder

GWS 26-230 H Professional

Top performance with Vibration Control

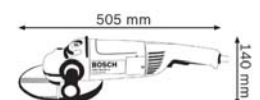
- ▶ Powerful 2400 Watt motor with maximum reserves of power for highest material removal rate and fastest work progress
- ▶ Vibrations reduced up to 60% thanks to auxiliary handle with Vibration Control, for non-tiring work

Other features

- ▶ Straight handle for optimum handling
- ▶ Double-sealed ball bearings and the especially sturdy gearing guarantee a long lifetime
- ▶ Armoured coils that protect the motor against sharp grinding dust ensure long operational life
- ▶ The safety guard quick adjustment is particularly easy to use
- ▶ Triple-control safety switch
- ▶ Bosch SDS quick-locking nut available as an accessory



Technical data	
Order number	0 601 856 ...
No-load speed	6500 rpm
Grinding spindle thread	M 14
Disc diameter	230 mm
Scope of supply	... 100
Auxiliary handle (1 602 025 181)	✓
Back flange (1 605 703 099)	✓
Locking nut (1 603 340 040)	✓
Protective guard (2 605 510 298)	✓
Two-hole spanner (1 607 950 048)	✓

2400 W 6.0 kg

Straight Grinder

GGG 28 LCE Professional

Perfect handling for tough grinding applications

- ▶ Powerful 650 Watt motor for fast work progress with soft start
- ▶ Extended (long) grinding spindle – ideal for grinding in tight spots
- ▶ KickBack Stop: detects when grinding stone gets jammed and shuts down the tool immediately – for high user protection

Other features

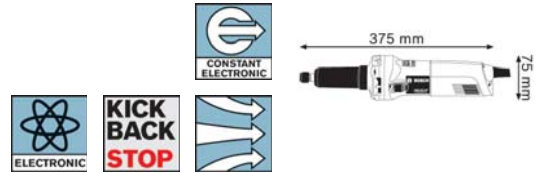
- ▶ Significant improved carbon brush lifetime for less maintenance effort
- ▶ Double-sealed ball bearings for longer service life time
- ▶ Hardened and ground collet chuck for longer lifetime, more precision and higher safety
- ▶ Ergonomic shape for fatigue-free grinding
- ▶ Improved grommet prevents cord brakeage



Technical data	
Order number	0 601 221 ...
No-load speed	10000 - 28000 rpm
Toolholder	Up to 8 mm
Scope of supply	
Clamping unit (3 607 030 474)	✓
Single head Eng. wrench (3 607 950 024)	✓
Single head Eng. wrench (3 607 950 025)	✓

New!

650 W 1.6 kg



Straight Grinder

GGG 27 Professional

The handy, universal tool

- ▶ Particularly handy, short design, also suitable for left-handers
- ▶ Protected location of switch prevents inadvertent activation



Technical data	
Order number	0 601 210 ...
Tools	Grinding stones DIN 69 170 up to 25 mm diameter
No-load speed	27000 rpm
Toolholder	Collets up to 8 mm diameter
Spindle collar diameter	43 mm
Scope of supply	
Collet 6 mm (2 608 570 047)	✓
Dressing stone (1 607 929 000)	✓
Holding pin (SP no. 2 603 101 035)	✓
Open-ended spanner KW 17 (1 607 950 525)	✓

500 W 1.3 kg



Straight Grinder**GGG 3000 L Professional****The compact power straight grinder for user-friendly handling**

- ▶ Ergonomic and small grip for comfortable handling and control
- ▶ Spindle housing covered with plastic for better grip and heat insulation
- ▶ Optimized air vents for effective cooling

Other features

- ▶ Robust 300W motor for durable lifetime
- ▶ Rated speed of 26,000 rpm for fast job
- ▶ Two-motion side switch for one-hand operation and maximum safety



Technical data	
Order number	0 601 224 ...
No-load speed	0 - 28000 rpm
Toolholder	Collet up to 8mm diameter
Spindle collar diameter	41 mm
Scope of supply	
Collet Chuck (2 608 570 005)	✓
Lock nut (2 603 312 006)	✓
Single head Eng. wrench (1 619 P09 435)	✓

New!**300 W****1.5 kg****Straight Grinder****GGG 5000 Professional****Superior handling for heavy duty job**

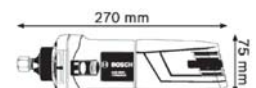
- ▶ Robust 500W motor for powerful grinding application
- ▶ Handy grip design for comfortable handling and superior control
- ▶ Optimized air vents for effective cooling

Other features

- ▶ Optimized air vent for effective cooling and long lifetime
- ▶ Two-motion side switch for one-hand operation and maximum safety



Technical data	
Order number	0 601 223 ...
No-load speed	33000 rpm
Spindle collar diameter	8 mm
Scope of supply	
Collet Chuck (1 619 P09 270)	✓
Single head Eng. wrench (1 619 P09 435)	✓
Straight Pin (1 619 P10 022)	✓

New!**500 W****1.0 kg**

Straight Grinder

GGG 5000 L Professional

Superior handling for heavy duty job

- ▶ Robust 500W motor for powerful grinding application
- ▶ Handy grip design for comfortable handling and superior control
- ▶ Optimized air vents for effective cooling

Other features

- ▶ Optimized air vent for effective cooling and long lifetime
- ▶ Two-motion side switch for one-hand operation and maximum safety
- ▶ Insulated spindle housing for comfortable grip and heat insulation



New!

500 W

1.4 kg



Technical data	
Order number	0 601 224 ...
No-load speed	33000 rpm
Spindle collar diameter	41 mm
Scope of supply	
2 x Single head Eng, wrench (1 619 P09 435)	✓
Collet Chuck (1 619 P09 270)	✓

Double-wheeled Bench Grinder

GBG 6 Professional

The powerful and sturdy tool for toughest applications

- ▶ Powerful induction motor for various working conditions and usages
- ▶ Compact die-cast housing with encapsulated ball bearings to keep the motor free of dust
- ▶ Robust and solid base for longevity and stable working condition

Other features

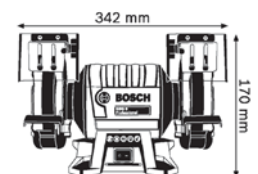
- ▶ Large and easy adjustable spark protection glasses for safe and precise work
- ▶ Sturdy adjustable work piece supports for precise jobs
- ▶ Rubber feet securing a low-vibration standing
- ▶ Dust protected on/off switch to prevent dust coming into switch to ensure a long life time
- ▶ Easy wheel change for efficient and easy work



New!

350 W

10.0 kg



Technical data	
Order number	0 601 27A ...
Grinding disc diameter	150 mm
Grinding disc widths	20 mm
Grinding disc bore	20 mm
Scope of supply	
Grinding wheel (150X20X20 mm) A46 (1609201649)	✓
Grinding wheel (150X20X20 mm) A60 (1609201650)	✓
Grinding wheel (150X20X20 mm) C80 (1609201651)	✓

Double-wheeled Bench Grinder**GBG 8 Professional****The powerful and sturdy tool for toughest applications**

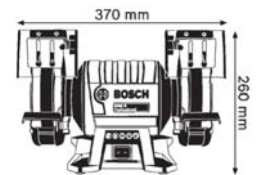
- ▶ Powerful induction motor for various working conditions and usages
- ▶ Compact die-cast housing with encapsulated ball bearings to keep the motor free of dust
- ▶ Robust and solid base for longevity and stable working condition

Other features

- ▶ Large and easy adjustable spark protection glasses for safe and precise work
- ▶ Sturdy adjustable work piece supports for precise jobs
- ▶ Rubber feet securing a low-vibration standing
- ▶ Dust protected on/off switch to prevent dust coming into switch to ensure a long life time
- ▶ Easy wheel change for efficient and easy work



Technical data	
Order number	0 601 27A ...
Grinding disc diameter	200 mm
Grinding disc widths	25 mm
Grinding disc bore	32 mm
Scope of supply	... 1F0
Grinding wheel (200X25X32 mm) A36 (2068600111)	✓
Grinding wheel (200X25X32 mm) A60 (2068600112)	✓
Grinding wheel (200X25X32 mm) C46 (2608600106)	✓

New!**600 W 16.5 kg****Shear****GSC 160 Professional****The handy tool with extremely high cutting speed**

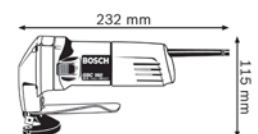
- ▶ Very short, handy tool with the smallest grip circumference in its class
- ▶ Extremely high cutting speed with low exertion of force
- ▶ Excellent manoeuvrability in curves

Other features

- ▶ Sliding switch adapted to grip and covered
- ▶ Optimum view of cutting line
- ▶ Sturdy design for continuous use
- ▶ Powerful 500-watt motor
- ▶ Safety switch



Technical data	
Order number	0 601 500 ...
Stroke rate, load	3500 spm
Stroke rate at no load	5000 spm
Cutting capacity Steel (400 N/mm ²), max.	1.6 mm
Cutting capacity Steel (600 N/mm ²), max.	1.2 mm
Cutting capacity Steel (800 N/mm ²), max.	0.7 mm
Cutting capacity Aluminium (250 N/mm ²), max.	2.2 mm
Scope of supply	... 403
Allen key (SP no. 1 907 950 004)	✓
Upper blade (2 608 635 243)	✓

500 W 1.8 kg

Shear

GSC 2,8 Professional

The slim tool with reversible blade

- ▶ Slim design with planetary gears
- ▶ Reversible blade for particularly high economic efficiency
- ▶ Knob grip for comfortable and safe guidance

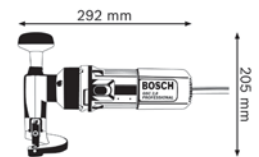
Other features

- ▶ Tight curve radius for flexible cuts
- ▶ Sliding switch adapted to grip and covered
- ▶ Optimum view of cutting line
- ▶ Sturdy design for continuous use
- ▶ Powerful 500-watt motor
- ▶ Safety switch



Technical data	
Order number	0 601 506 ...
Stroke rate, load	1500 spm
Stroke rate at no load	2400 spm
Cutting capacity Steel (400 N/mm ²), max.	2.8 mm
Cutting capacity Steel (600 N/mm ²), max.	2.2 mm
Cutting capacity Steel (800 N/mm ²), max.	1.9 mm
Cutting capacity Aluminium (250 N/mm ²), max.	3.5 mm
Scope of supply	
Alignment gauge (SP no. 2 607 970 001)	✓
Allen key KW 2.5 (SP no. 1 907 950 003)	✓
Allen key KW 5 (SP no. 1 907 950 006)	✓
Blade (2 607 010 025)	✓

500 W 2.7 kg



Nibbler

GNA 2,0 Professional

The handy tool for cut-outs of all kinds

- ▶ 500 watts of power
- ▶ Slim, narrow design for optimum handling
- ▶ Swivel-mounted die plate for better manoeuvrability in corners

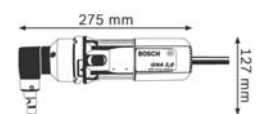
Other features

- ▶ Easy-to-change cutting tools
- ▶ Lockable die plate for straight cuts
- ▶ Working to scribe mark and template easily possible
- ▶ For interior cut-outs



Technical data	
Order number	0 601 530 ...
Cutting track width	6 mm
Pre-drilling for interior cutout	16 mm
Smallest radius	3 mm
Cutting capacity Steel (400 N/mm ²), max.	2.0 mm
Cutting capacity Steel (600 N/mm ²), max.	1.4 mm
Cutting capacity Steel (800 N/mm ²), max.	1.0 mm
Scope of supply	
Allen key KW 2.5 (SP no. 1 907 950 003)	✓
Die plate (2 608 639 900)	✓
Punch (2 608 639 013)	✓

500 W 2.0 kg



Nibbler

GNA 3,5 Professional

The most powerful model from Bosch

- ▶ High-torque 620 W motor
- ▶ Particularly suitable for distortion-free cutting of alloyed steels and stainless steel plate
- ▶ Working to scribe mark and template easily possible

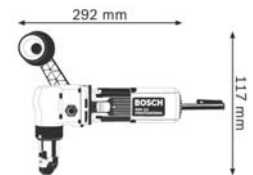
Other features

- ▶ Die plate holder can be set to metal plate thickness, enabling vibration-free work
- ▶ Long lifetime of punch and die plate leads to high cutting performance
- ▶ Die plate interchangeable; die can be sharpened
- ▶ Cut-off carbon brushes
- ▶ Good handling, also for left-handers



Technical data	
Order number	0 601 533 ...
Cutting track width	6 mm
Pre-drilling for interior cutout	41 mm
Smallest radius	70 mm
Cutting capacity Steel (400 N/mm ²), max.	3.5 mm
Cutting capacity Steel (600 N/mm ²), max.	2.4 mm
Cutting capacity Steel (800 N/mm ²), max.	1.6 mm
Scope of supply	
Allen key KW 4 (1 907 950 005)	✓
Auxiliary handle (2 602 025 075)	✓
Die plate (2 608 639 026)	✓
Punch (2 608 639 025)	✓
Supporting arm (2 607 001 190)	✓

620 W **3.5 kg**



Working on Wood

6

Sanders, Planers & Routers



Woodworking perfection.

Woodworking sets high requirements that Bosch feels especially obliged to meet. Whether it be sanding, planing or routing – the professional blue power tools from Bosch guarantee optimum convenience and the highest precision.

High material removal rate or a fine finish, large surfaces or hard-to-reach corners: Bosch offers the right tool for every type of work on surfaces with its wide range of random orbit sanders, orbital sanders, belt sanders, planers and routers.



Random Orbit Sander

GEX 125-1 AE Professional

Fatigue-free sanding in any position

- ▶ Compact, ergonomic design with three softgrip surfaces for variable grip positions and outstanding convenience
- ▶ Bosch Micro-filter system: perfect, efficient dust extraction
- ▶ Speed preselection for work suited to the material

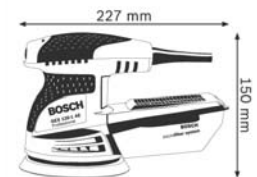
Other features

- ▶ Constant Electronic and speed preselection
- ▶ Sanding plate brake prevents damage (e.g. scoring) on workpiece
- ▶ Random orbit motion plus rotation ensure the finest sanding with high sanding performance
- ▶ Velcro-type fastening for rapid, convenient sanding sheet changes



Technical data		
Order number	0 601 387 ...	
Sanding plate diameter	125 mm	
No-load speed	7500 - 12000 rpm	
Orbital stroke rate	15000 - 24000 opm	
Eccentricity	1.25 mm	
Sanding sheet / disc attachment	Velcro-type fastening	
Oscillating circuit diameter	2.5 mm	
Scope of supply	... 5F2	... 5K0
Dust box (SP no. 2 609 199 176)	✓	✓
Sanding disc	✓	✓

250 W 1.3 kg



Random Orbit Sander

GEX 150 AC Professional

The sander with high material removal rate

- ▶ The random orbit motion plus rotation ensures the finest sanding with high sanding performance
- ▶ Aluminium bearing flange for long lifetime and high running smoothness
- ▶ Control Electronic and speed preselection, i.e. the right speed for every application

Other features

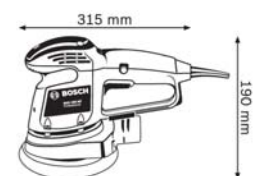
- ▶ Sanding plate brake prevents damage (scoring) on workpiece
- ▶ Bosch Micro-filter System: perfect mobile extraction
- ▶ Velcro-type fastening for rapid, convenient sanding sheet changes



Technical data	
Order number	0 601 372 ...
Sanding plate diameter	150 mm
No-load speed	4500 - 12000 rpm
Orbital stroke rate	9000 - 24000 opm
Eccentricity	2.00 mm
Sanding sheet / disc attachment	Velcro-type fastening
Oscillating circuit diameter	4 mm
Scope of supply	... 768
Adapter (2 600 306 012)	✓
Allen key KW 5	✓
Dust bag (SP no. 2 605 411 069)	✓
Sanding paper K120	✓

New!

340 W 2.1 kg



Random Orbit Sander

GEX 150 AVE Professional

Corded random orbit sander with low vibration to release your hands from buzz

- ▶ Fully decoupled housing for best removal rate and highest surface quality of its class
- ▶ High mobile dust collection rate with Bosch Micro filter dust box for being environment friendly
- ▶ Exchangeable pad diameter

Other features

- ▶ Powerful motor with electronic for good removal rate under load
- ▶ Greaseless friction brake for quick stops and full work efficiency
- ▶ Direct access to vacuum cleaner hose without an adapter

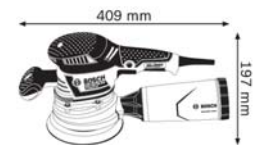


Technical data	
Order number	0 601 37B ...
Sanding plate diameter	150 mm
No-load speed	5500 - 12000 rpm
Sanding sheet / disc attachment	Velcro-type fastening
Oscillating circuit diameter	4 mm
Scope of supply	
150 mm Pad (2 608 601 115)	✓
Auxiliary handle (2 602 026 177)	✓
Dust Box (2 605 411 233)	✓

New!

400 W

2.5 kg



Orbital Sander

GSS 140 A Professional

Every type of sanding sheet sits perfectly with Easy-Fit

- ▶ Thanks to the automatic paper tensioning, the revolutionary Bosch Easy-Fit System guarantees a perfect hold of the paper without creasing and tearing – for Velcro-type and roll paper
- ▶ A perfect paper fit ensures maximum surface quality and optimum interaction with micro-filter for dust-free working
- ▶ Ergonomic design with two softgrip surfaces for two grip positions

Other features

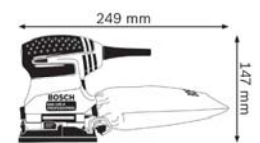
- ▶ Low-vibration for fatigue-free working
- ▶ Long lifetime due to sealed ball bearing and the high-quality white sanding plate



Technical data	
Order number	0 601 297 ...
No-load speed	12000 rpm
No-load orbital stroke rate	24000 opm
Oscillating circuit diameter	1.6 mm
Sanding plate, width	113 mm
Sanding plate, length	105 mm
Sanding sheet for clamping, width	115 mm
Sanding sheet for clamping, length	140 mm
Scope of supply	
2 Sanding sheets	✓
Micro-filter box (SP no. 2 605 411 203)	✓
Sandpaper punch plate (SP no. 2 610 920 650)	✓

180 W

1.4 kg



Orbital Sander

GSS 23 AE Professional

Every type of sanding sheet sits perfectly with Easy-Fit

- ▶ Thanks to the automatic paper tensioning, the revolutionary Bosch Easy-Fit System guarantees a perfect hold of the paper without creasing and tearing – for Velcro-type and roll paper
- ▶ A perfect paper fit ensures maximum surface quality and optimum interaction with micro-filter for dust-free working
- ▶ Control electronics for material-oriented working (the only one in this price class)

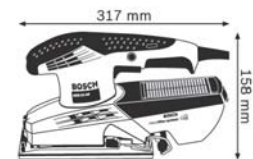
Other features

- ▶ Low-vibration for fatigue-free working
- ▶ Long lifetime due to sealed ball bearing and the high-quality white sanding plate
- ▶ 190 watts for high material removal rate



Technical data	
Order number	0 601 070 ...
No-load speed	7000 - 12000 rpm
No-load orbital stroke rate	14000 - 24000 opm
Oscillating circuit diameter	2.0 mm
Sanding plate, width	92 mm
Sanding plate, length	182 mm
Sanding sheet for clamping, width	93 mm
Sanding sheet for clamping, length	230 mm
Scope of supply	... 700
Hole punch (2 608 190 016)	✓
Micro-filter box (SP no. 2 609 199 059)	✓
Sanding disc	✓

190 W 1.7 kg



Orbital Sander

GSS 280 AE Professional

The sander for extremely high surface quality

- ▶ Best backing pad material for the best surface quality and 5 times longer lifetime than rubber backing pads
- ▶ Quiet and low-vibration for fatigue-free working
- ▶ Best bearing seal and aluminium bearing flange for long lifetime

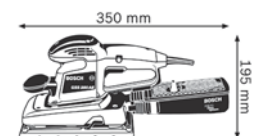
Other features

- ▶ Frontal flush sanding thanks to removable auxiliary handle
- ▶ Bosch Micro-filter System: perfect mobile extraction
- ▶ Also suitable for left-handers



Technical data	
Order number	0 601 293 ...
No-load speed	5500 - 11000 rpm
No-load orbital stroke rate	11000 - 22000 opm
Oscillating circuit diameter	2.4 mm
Sanding plate, width	114 mm
Sanding plate, length	226 mm
Sanding sheet for clamping, width	115 mm
Sanding sheet for clamping, length	280 mm
Scope of supply	... 660
Adapter (SP no. 2 605 702 039)	✓
Allen key KW 5	✓
Carrying case (2 605 438 368)	✓
Micro-filter box (2 605 411 147)	✓
Sanding disc	✓

330 W 2.6 kg



Palm Router

GMR 1 Professional

The handy tool for adjustment and routing work

- ▶ 550 W – The most powerful palm router
- ▶ Very suitable for rounding off deck planks and railings, hinge mortising, decorative working on edges, groove cutting, dovetail cutting, window cutouts, decorative inlays, flush trimming and more
- ▶ Power and precision in your hand

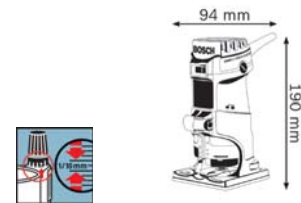
Other features

- ▶ Robust aluminium base – durable, solid and precise
- ▶ Fast and precise depth setting for rough and fine adjustment
- ▶ Unique handle recesses for additional stability, especially when routing edges
- ▶ Practical front spindle lock on the motor for easy router bit changes with an open-ended spanner
- ▶ Quick-change system for easy locking of the motor in different basic units
- ▶ Palmgrip design – The most comfortable palm router in its class
- ▶ Angled cable outlet keeps cable out of the way



Technical data	
Order number	0 601 60A ...
No-load speed	33000 rpm
Toolholder	6 mm
Scope of supply	
Guide bracket (2 609 110 225)	✓
Laminate trim guide (SP no. 2 609 199 030)	✓
Straight edge guide (2 609 110 224)	✓
Template guide (2 609 110 223)	✓
Wrench	✓

550 W 1.5 kg



Router

GOF 1600 CE Professional

Precise plunge router with handle trigger switch and LED illumination

- ▶ Trigger switch with lock-on button located in handle for enhanced control
- ▶ After-lock Micro-fine Depth Adjustment for easy & precise adjustment at any plunge setting
- ▶ LED Light for enhanced visibility during operation and adjustment

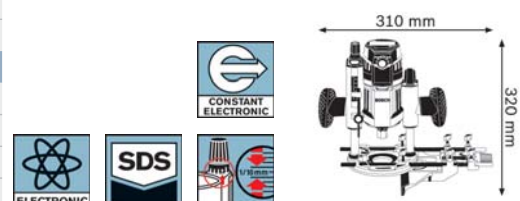
Other features

- ▶ Transparent base plate for better work piece visibility
- ▶ SDS motor change for easy motor change and possibility to fit fixed base
- ▶ Smooth Plunge action, Spring-lock plunge lever, and depth rod for easy & precise plunge routing
- ▶ "Variable speed Dial and constant speed electronic control system for pre-select speed for various application and maintains constant speed under load "
- ▶ Soft start for reducing start-up torque
- ▶ SDS template guide change



1600 W 5.8 kg

Technical data	
Order number	0 601 62 ...
No-load speed	10000 - 25000 rpm
Scope of supply	
Dust hood	✓
Template guide	✓
Template guide SDS adaptor	✓
Wrench	✓



Planer

GHO 10-82 Professional

The compact tool with easy handling

- ▶ Small, handy machine with powerful 710 W motor for all on-site fitting work
- ▶ HSS planer blade, resharpenable
- ▶ Parking rest

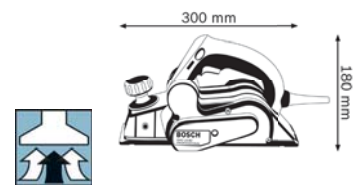
Other features

- ▶ Switch-on lock for left-handers and right-handers
- ▶ 3 V-grooves for easy and flexible routing



Technical data		
Order number	0 601 594 ...	
Adjustable chip thickness	0 - 1.0 mm	
Adjustable rebating depth	0 - 9 mm	
No-load speed	16500 rpm	
Scope of supply	... 007	... 060
Guide bracket (SP no. 2 608 005 015)	✓	✓
Spanner	✓	✓
Stop bracket (SP no. 1 601 332 018)	✓	✓

710 W **2.5 kg**



Planer

GHO 26-82 Professional

The handy planer with lots of power

- ▶ Small, handy machine with powerful 710 W motor for all on-site fitting work
- ▶ The fastest and least expensive blade changes on the market due to durable Woodrazor blades and the easiest possible adjustment
- ▶ Comfortable working due to chip clearance to left or right, as desired

Other features

- ▶ 3 V-grooves for easy and flexible chamfering
- ▶ Workpiece is protected thanks to parking rest
- ▶ Switch-on lock for left-handers and right-handers



Technical data		
Order number	0 601 594 ...	
Adjustable chip thickness	0 - 2.6 mm	
Adjustable rebating depth	0 - 9 mm	
No-load speed	16500 rpm	
Scope of supply	... 103	... 160
Allen key	✓	✓
Dust bag (SP no. 2 609 170 013)	✓	✓
Guide bracket (SP no. 2 608 005 015)	✓	✓
Planing knife (SP no. 2 608 635 341)	✓	✓
Stop bracket (SP no. 1 601 332 018)	✓	✓

710 W **2.6 kg**



**WOOD
RAZOR**

Multi cutter**GOP 250 CE Professional**

A universe full of possibilities: the blue problem solver.

Sawing, sanding, cutting


- ▶ Powerful 250W motor with constant electronics for constant work progress for any application
- ▶ Small grip circumference for convenient, comfortable work and precise results
- ▶ Ball socket joint and Zn gear box, for flexibility, robustness and vibration reduction

Other features

- ▶ Easy service access for fast change of carbon brushes
- ▶ Ball socket joint to avoid current leakage
- ▶ 6 speed dial wheel, appropriate for the material
- ▶ Robust AC holder, easy to change AC with standard hex key
- ▶ Attached AC adaptor for adapting of Fein accessories (SDS)



Technical data	
Order number	0 601 230 ...
Oscillation angle on left/right	1.4°
Scope of supply	
Allen key	✓
BIM plunge-cutting saw blade (AIZ 28EB)	✓
Carrying case with accessory case	✓
Delta sanding plate (AVI 93G)	✓
Fein AC adaptor (2609110788)	✓
Sanding paper set (K80, 5pcs)	✓
Segment sawblade (ACZ 85EB)	✓

New!**250 W****1.5 kg**

Saws

Saws

7



Bosch professional saws: The highest standard in power and precision

Bosch's saws excel due to their power, precision and perfect handling.

With its latest range of blue saws, Bosch offers you, the woodworking professional, solutions for every imaginable application: jigsaws for precisely cutting parquet or worktops, and cordless and corded hand-held circular saws for cutting roof beams to length – even in extreme continuous use.

In addition to this, there is the extended sabre saw range of corded and cordless tools for every job.



Jigsaw

GST 65 E Professional

Top-class convenience in the entry level class

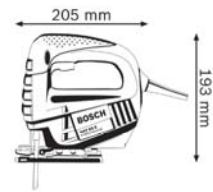
- ▶ Streamlined, round handle with dimples for fatigue-free cutting
- ▶ Two-way lock-on button for left and right handed users
- ▶ Sturdy trumpet cable design

Other features

- ▶ Safety pin for user safety
- ▶ Stroke rate control
- ▶ Excellent power to weight ratio



400 W 1.7 kg



Technical data	
Order number	0 601 509 ...
No-load stroke rate	500 - 3100 spm
Cable length	2.5 m
Stroke height	18 mm
Cutting depth in wood	65 mm
Cutting depth in aluminium	12 mm
Cutting depth in non-alloyed steel	3 mm
Scope of supply	
	... 2F1 ... 2K0
Saw blade	✓ ✓
Screwdriver	✓ ✓
Splinter guard (SP no. 2 601 016 065)	✓ ✓

Jigsaw

GST 25 M Professional

Fastest metal cutting speed in class

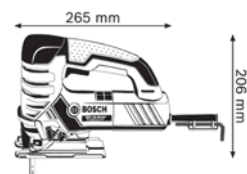
- ▶ Improved tool lifespan by 20% in metal cutting
- ▶ Saw blade life last longer on average usage compared to competitors
- ▶ With Bosch SDS system for convenient changing of saw blades

Other features

- ▶ Blower on/off- airstream for keeping the cutting line free of sawdust
- ▶ Orbital Action: optimized two orbital selection for the fastest and precise metal cutting
- ▶ Constant Electronic Control System and variable speed dial
- ▶ Soft grips on handle area - comfortable operation with less vibration



670 W 2.7 kg



Technical data	
Order number	0 610 516 ...
No-load stroke rate	500 - 2600 spm
Stroke height	24 mm
Cutting depth in wood	80 mm
Cutting depth in aluminium	25 mm
Cutting depth in non-alloyed steel	15 mm
Scope of supply	
	... 0K0 ... 0K0
Blade of metal T 121 AF	✓ ✓
Blade of T345 XF	✓ ✓
Splinter guard (2 607 010 079)	✓ ✓

Jigsaw

GST 85 PBE Professional

The classic tool

- ▶ Sturdy “double” design: metal gear housing with additional plastic casing
- ▶ Perfect co-ordination and manufacturing quality of all components, for example gears, plunger and bearings for long service life
- ▶ With Bosch SDS system for convenient changing of saw blades

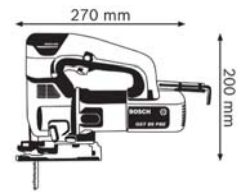
Other features

- ▶ Free view of saw blade and cutting line
- ▶ Sawdust blower can be switched on / off
- ▶ Dust extraction equipment
- ▶ Exemplary running smoothness
- ▶ Comprehensive range of saw blades for every application



Technical data	
Order number	0 601 587 ...
No-load stroke rate	500 - 3100 spm
Stroke height	26 mm
Cutting depth in wood	85 mm
Cutting depth in aluminium	20 mm
Cutting depth in non-alloyed steel	10 mm
Scope of supply	
1 anti-splinter guard	✓
3 saw blades	✓
Carrying case	✓

580 W 2.4 kg



Jigsaw

GST 150 BCE Professional

The most powerful tool in its class

- ▶ High power reserves, even in hard and thick beams, due to powerful and overload-capable 780-watt motor
- ▶ Extremely robust and bend-resistant sole plate for the toughest jobs
- ▶ High cutting precision due to new saw blade clamping system

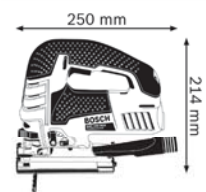
Other features

- ▶ Tool-free saw blade clamping system for easy and fast saw blade changes
- ▶ Ergonomic grip area with soft grip surfaces for a high level of work comfort
- ▶ 4-stage pendulum action for fine through to coarse cuts
- ▶ Electronic speed preselection



Technical data	
Order number	0 601 513 ...
No-load stroke rate	500 - 3100 spm
Cable length	4.0 m
Stroke height	26 mm
Cutting depth in wood	150 mm
Cutting depth in aluminium	20 mm
Cutting depth in non-alloyed steel	10 mm
Scope of supply	
3 saw blades	✓
Carrying case (2 605 438 685)	✓
Dust extraction set	✓
Glide shoe (2601099183)	✓
Splinter guard (2 601 016 096)	✓

780 W 2.7 kg



Jigsaw

GST 8000 E Professional

Bosch professional Jigsaw with the best cost to power ratio

- ▶ Powerful 710W motor for fast cutting in any types of applications
- ▶ 1 hand Tool-less blade change system
- ▶ 4 orbital selection for various application from smooth to aggressive cuts

Other features

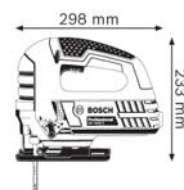
- ▶ Dual direction lock-on button
- ▶ Robust steel footplate
- ▶ Variable speed dial and accelerator
- ▶ Always on dust blower keep cutting line clear



Technical data	
Order number	0 601 58H ...
No-load stroke rate	500 - 3100 spm
Stroke height	20 mm
Cutting depth in wood	80 mm
Cutting depth in aluminium	20 mm
Cutting depth in non-alloyed steel	10 mm
Scope of supply	
1 x saw blade for wood (2 609 991 036)	✓
Splinter guard (SP no. 2 601 016 065)	✓

New!

710 W 2.5 kg



Hand-held Circular Saw

GKS 190 Professional

The powerful and robust tool

- ▶ Handy machine for circular saw work of all kinds in industry and in the trades
- ▶ Compact and lightweight
- ▶ For rip, cross and mitre cuts in wood and similar materials, mainly in free handling

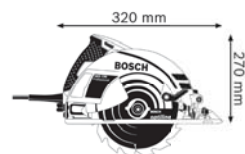
Other features

- ▶ Spindle lock for easy changing of saw blades
- ▶ Infinitely variable setting of cutting depth
- ▶ Also suitable for left-handers



Technical data	
Order number	0 601 623 ...
No-load speed	5500 rpm
Saw blade bore	20.0 mm
Saw blade diameter	184 mm
Cutting depth (90°)	67 mm
Cutting depth (45°)	48 mm
Scope of supply	
Allen key KW 5	✓
Parallel guide	✓
Saw blade	✓
Vacuum adapter	✓

1400 W 4.1 kg



Hand-held Circular Saw**GKS 235 Professional****The most powerful tool**

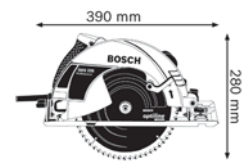
- ▶ High power performance for faster cutting progress
- ▶ Robust stamped steel base plate
- ▶ Closed anti-sag aluminium die-cast lower guard w/o riving knife for longer service life

Other features

- ▶ Optimised chip ejection system for cleaner material surface
- ▶ Blower function for a dust free cutting surface
- ▶ Ambidextrous lock-off switch on both sides of grip for more convenience
- ▶ Dual guided bevel setting for more stability
- ▶ Integrated groove in base plate for direct 90° cuts on guide rail
- ▶ Cord system with ball joint for strain relief and longer service life of the cord



Technical data	
Order number	0 601 57A ...
No-load speed	5000 rpm
Saw blade bore	25.0 mm
Saw blade diameter	235 mm
Cutting depth (90°)	85 mm
Cutting depth (45°)	65 mm
Scope of supply	
Allen key KW 5	✓
Parallel guide	✓
Saw blade	✓
Vacuum adapter	✓

2100 W 7.6 kg**Hand-held Circular Saw****GKS 7000 Professional****Compact and light weight on top of the standard**

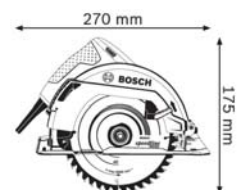
- ▶ Lightest weight in class for fatigue-free work
- ▶ Compact design for easy tool handling and best control
- ▶ Optimum lower guard profile for easy and smooth cutting

Other features

- ▶ Dust extraction hole, for effective dust management
- ▶ Strong turbo blower, gives a clear view of cutting on workpiece for precision



Technical data	
Order number	0 601 676 ...
No-load speed	5200 rpm
Saw blade bore	19.0 mm
Saw blade diameter	184 mm
Cutting depth (90°)	65 mm
Cutting depth (45°)	47 mm
Scope of supply	
Allen key	✓
Carton box	✓
Saw blade	✓
Wrench	✓

New!**1100 W 3.6 kg**

Hand-held Circular Saw

GKT 55 GCE Professional

Precision and power for an ultra clean cut

- ▶ Noise damping with 48 teeth saw blade - for precise cuts in wood, board materials and composites
- ▶ Precise and clever depth adjustment
- ▶ Strong 1400 W motor with constant electronics, variable speed and convenient blade stop

Other features

- ▶ Easy to use and intuitive blade change mechanism
- ▶ Highly efficient dust extraction for hassle - free working even at indoor customer sites
- ▶ Grooves in footplate for Bosch FSN system and various competitor guiderails
- ▶ Precise adjustment of bevel angle for cuts from -1° - 47°
- ▶ Transparent window in guard to close cutting area - for better dust extraction



Technical data	
Order number	0 601 675 ...
No-load speed	3600 - 6250 rpm
Saw blade bore	20.0 mm
Saw blade diameter	165 mm
Cutting depth (90°)	57 mm
Cutting depth (45°)	42 mm
Scope of supply	
Allen key	✓
Carton box	✓
Saw blade	✓
Saw dust ejector	✓
Wrench	✓

New!

1400 W 4.7 kg



Chainsaw

GKE 40 BCE Professional

High torque under load

- ▶ 2100 W motor for high torque
- ▶ Constant Electronic for uniform sawing progress under load
- ▶ Tool-free chain changing and tensioning (Bosch SDS)

Other features

- ▶ The tool is optimally balanced and has a compact design as well as an ergonomic handle which ensures fatigue-free working
- ▶ Motor overload protection and smooth start-up for a long lifetime
- ▶ High level of protection due to kick-back brake and run-out brake with brake time of < 1.0 seconds
- ▶ Quality chain bar and chain for a long and therefore economical lifetime



Technical data	
Order number	0 601 597 ...
Chain bar, length	400 mm
Chain pitch	3/8 "
Chain speed	12.00 m/s
Cable length	2.5 m
Chain gauge	1.3 mm
Brake time of kick-back brake	<= 0,1 s
Brake time of run-out brake	<= 1 s
Scope of supply	
Chain 40 cm (2 604 730 001)	✓
Double Guard chain bar 40 cm (2 602 317 051)	✓
Transport protection (SP no. 1 605 510 329)	✓

2100 W 4.8 kg



Chainsaw

GKE 35 BCE Professional

High torque under load

- ▶ 2100 W motor for high torque
- ▶ Constant Electronic for uniform sawing progress under load
- ▶ Tool-free chain changing and tensioning (Bosch SDS)

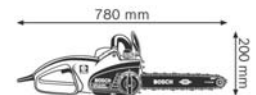
Other features

- ▶ The tool is optimally balanced and has a compact design as well as an ergonomic handle which ensures fatigue-free working
- ▶ Motor overload protection and smooth start-up for a long lifetime
- ▶ High level of protection due to kick-back brake and run-out brake with brake time of < 1.0 seconds
- ▶ Quality chain bar and chain for a long and therefore economical lifetime



Technical data	
Order number	0 601 597 ...
Chain bar, length	350 mm
Chain pitch	3/8"
Chain speed	12.00 m/s
Cable length	2.5 m
Chain gauge	1.3 mm
Brake time of kick-back brake	<= 0,1 s
Brake time of run-out brake	<= 1 s
Scope of supply	
... 603	
Chain 35 cm (2 604 730 000)	✓
Double Guard chain bar 35 cm (2 602 317 050)	✓
Transport protection (SP no. 1 605 510 329)	✓

2100 W **4.6 kg**



Sabre saw

GSA 1100 E Professional

The convenient tool with the fastest saw blade changes

- ▶ Bosch SDS System for convenient and fast saw blade changing
- ▶ Highest power to weight ratio
- ▶ Fastest cutting in the widest variety of materials – optimised orbital action and SPM for most materials

Other features

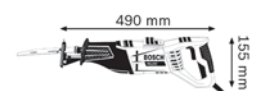
- ▶ Easiest to use and most reliable blade change system
- ▶ Saw hook for easy convenient tool storage on the job site
- ▶ Adjustable foot with manual wrench adjustment to provide user convenience based application needs
- ▶ Stylish design – attractive yet durable, reliable, and comfortable for long term use
- ▶ Upfront lighting makes work area easier to see in most application environments



Technical data	
Order number	0 601 64C ...
No-load stroke rate	0 - 2700 spm
Saw, stroke length	28 mm
Cutting depth in wood	230 mm
Cutting depth in metal profiles and metal pipes	20 mm
Scope of supply	
... 8K0	
Blade for metal	✓
Blade for wood	✓
Carrying case	✓

New!

1100 W **3.6 kg**



Sabre saw

GSA 1300 PCE Professional

Lowest vibration in its class – and a powerful 1300 watts

- ▶ For low-fatigue working: anti-vibration handle and mass balance
- ▶ 1300-watt high-performance motor with Constant Electronic for the toughest applications
- ▶ Pendulum stroke for fast sawing progress

Other features

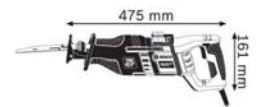
- ▶ SDS saw blade changing system for fast and convenient blade changes with one hand
- ▶ Constant LED light for illuminating dark work areas
- ▶ Tool-free adjustable saw stop
- ▶ Metal hook for hanging up the tool during a work break
- ▶ Rubber-coated gear housing for a secure and comfortable grip



Technical data	
Order number	0 601 64E ...
No-load stroke rate	0 - 2900 spm
Saw, stroke length	28 mm
Cutting depth in wood	250 mm
Cutting depth in metal profiles and metal pipes	20 mm
Scope of supply	
Blade for metal	✓
Blade for wood	✓
Carrying case	✓

New!

1300 W 4.1 kg





Bench-mounted Tools

Bench-mounted Tools

08



Bosch benchtop saws: master every requirement

Bosch benchtop saws are versatile and enable flexible use. They combine power with precision. High-torque motors and an integrated laser guide enable fast, precise work in any type of wood. The compact design and mobile saw stands ensure convenient use in any location.

GCM 12 GDL Professional with new, innovative guide arm

The new guide arm is made of robust die-cast aluminium – for lasting precision. It is absolutely maintenance-free and ball bearing mounted, so it is extremely easy to move. This ensures smooth sawing comfort from the first to the last application.



Mitre Saw

GCM 10 M Professional

Most powerful 2000 W motor and durable multimaterial cutting mitre saw in class

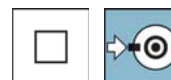
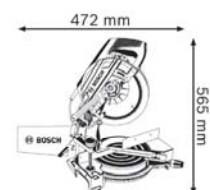
- ▶ Most powerful mitre saw for multimaterial cutting to get the job done easily
- ▶ Most durable mitre saw build for longevity & valuable investment
- ▶ Highest precision cutting for excellent work results

Other features

- ▶ Including versatile saw blade for optimal multimaterial cutting
- ▶ Torsion spring carbon brush system with auto-stop function for the longest lifetime
- ▶ Strong arm and hinge for the tough usages
- ▶ Solid and compact base with rubber feet for stable and high precision cutting
- ▶ D-Handle with dimples for perfect grip in any condition
- ▶ Highly visible and easy to adjust bevel & mitre scale for accurate position



2000 W 13.8 kg



Technical data	
Order number	0 601 B20 ...
Cutting capacity, 0°	89 x 89 mm
Cutting capacity, 45° mitre	89 x 59 mm
Cutting capacity, 45° incline	58 x 85 mm
Mitre setting	47° L / 47° R
No-load speed	4500 rpm
Saw blade diameter	254 mm
Saw blade bore	25.4 mm
Scope of supply	
Dust bag (1 609 B00 840)	✓
Saw blade 254 x 25.4 mm	✓
Tilt protector (1 609 B00 797)	✓
Vertical clamp (1 609 B00 839)	✓

Double Bevel Sliding Mitre Saw

GCM 12 GDL Professional

Unmatched cutting smoothness and durable precision

- ▶ Extreme cutting smoothness because of innovative and maintenance free gliding system
- ▶ Integrated dual line laser supports accurate cuts
- ▶ High vertical and horizontal cutting capacity

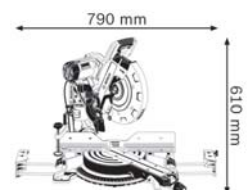
Other features

- ▶ Patented Axial-Glide™ System
- ▶ Up to 110 mm height and 341 mm cutting width
- ▶ Improved upfront Bevel Controls
- ▶ Square lock Quick Release fence
- ▶ Integrated dual line laser
- ▶ Soft start for smooth ramp up of saw



New!

1800 W 32.1 kg



Technical data	
Order number	0 601 B23 ...
Cutting capacity, 0°	103 x 341 mm
Cutting capacity, 45° mitre	104 x 240 mm
Cutting capacity, 45° incline	51 x 341 mm
Mitre setting	52° L / 60° R
Incline setting	47° L / 47° R
No-load speed	3800 rpm
Saw blade diameter	305 mm
Saw blade bore	30 mm
Scope of supply	
Dust bag (1 609 B02 595)	✓
Insert plate (1609 B02 375)	✓
Saw blade 305mm 80 teeth	✓
Vertical clamp (1 609 B02 585)	✓
Wrench	✓

Table Saw

GTS 10 J Professional

The powerful tool with large cutting capacity

- ▶ Extremely compact and powerful
- ▶ Powerful 1,800 W motor with soft start and overload protection for fast working progress
- ▶ Optimal for transport due to compact design and different carrying handles

Other features

- ▶ Tool-less height adjustable riving knife for slot cutting
- ▶ Ergonomic wheel and knob for convenient bevel and depth adjustment
- ▶ Electronics incl. soft start and overload protection for improved convenience and motor protection
- ▶ Integrated table extension up to 455 mm cutting capacity
- ▶ Durable and unique base design for easy storage and transport
- ▶ Complete on-tool storage under table: Rip fence, Smart guard, Mitre gauge and wrench all under the table



Technical data	
Order number	0 601 B30 ...
Table size	642 x 572 mm
No-load speed	3650 rpm
Saw blade diameter	254 mm
Saw blade bore	25 mm
Incline setting	47° L / 2° R
Max. cutting capacity on the right	460 mm
Max. cutting capacity on the left	210 mm
Scope of supply	... 5K0
Push stick (2 610 015 022)	✓
Wood saw blade	✓

New! **1800 W 26.0 kg**

Metal Cut-off Grinder

GCO 2400 J Professional

Superior cutting performance – with a lift in power

- ▶ Powerful 2400W input motor with high overload capacity for toughest applications
- ▶ Unmatched durability which brings the longest lifetime in class
- ▶ Soft start prevents current inrush and provides smooth start

Other features

- ▶ Adjustable spark guard effectively deflect spark when cutting materials in various shapes
- ▶ Strong arm and hinge designed for tough applications
- ▶ Easily accessible wrench key
- ▶ Robust guard system provides ultimate protection and minimize wobbling
- ▶ Rigid and robust base minimizes wobbling and provides exceptional stability



Technical data	
Order number	0 601 B18 ...
Cutting capacity, rectangle	85 x 180 mm
Cutting capacity, square	110 x 110 mm
Cutting capacity, L-profile	130 x 130 mm
No-load speed	3800 rpm
Grinding disc diameter	355 mm
Grinding bore diameter	25.4 mm
Scope of supply	... 0K0
Cutting disc	✓

New! **2400 W 17.0 kg**

Metal Cut-off Grinder

GCO 2000 Professional

The new benchmark in cutting power and efficiency

- ▶ Durability – long service life
- ▶ Well balanced and lower weight (15.8 kg for non-guard version)
- ▶ Convenience – well balanced and ergonomic

Other features

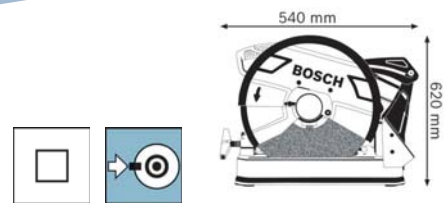
- ▶ Strong aluminium arm and pivot system for heavy-duty cut in steel
- ▶ Ergonomic round D-handle with dimples for long periods of use
- ▶ Anti-dust and -spark motor system for longer lifespan
- ▶ Robust guard system for minimal wobbling during cut
- ▶ Adjustable spark guard for minimal spark deflection when cutting different shapes of material



Technical data	
Order number	0 601 B17 ...
Cutting capacity, rectangle	85 x 180 mm
Cutting capacity, square	120 x 120 mm
Cutting capacity, L-profile	138 x 138 mm
No-load speed	3500 rpm
Grinding disc diameter	355 mm
Grinding bore diameter	25.4 mm
Scope of supply	... 0F0
Cutting disc	✓

New!

2000 W 17.0 kg



Metal Cut-off Grinder

GCO 2 Professional

Robust, powerful and durable cut-off saw design for tradesman

- ▶ Powerful and durable 2000W motor provides the longest lifetime in class
- ▶ Ergonomic D-handle provides secure and comfort grip
- ▶ Proven motor gives the longest lifetime in class

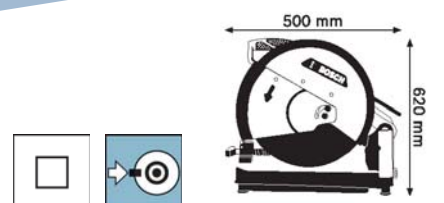
Other features

- ▶ Convenient end-cap motor housing for easy maintenance
- ▶ Robust base plate with rubber feet provide stability even on uneven surfaces
- ▶ Seamless pivot system for effortless cutting



New!

2000 W 14.6 kg



Technical data	
Order number	0 601 B17 ...
Cutting capacity, rectangle	185 x 85 mm
Cutting capacity, square	110 x 110 mm
Cutting capacity, L-profile	130 x 130 mm
No-load speed	3500 rpm
Grinding disc diameter	355 mm
Grinding bore diameter	25.4 mm
Scope of supply	... 3F0
Cutting disc	✓



Dust Extractors, Glue Guns, Heat Guns

Dust Extractors, Glue Guns, Heat Guns

10



Specialist tools for a wide variety of applications

Bosch's compact dust extractors are used wherever a clean work environment is necessary, e.g. when renovating historical buildings or when working in inhabited interiors. They remove even the finest dust with their exceptionally high suction power- both wet and dry.

Bosch also offers the right tool for installations and restorations. For all imaginable applications, Bosch has heat guns with precise, continuously variable temperature control and glue guns with an integrated stand for lasting precision.



For relentless suction force: the electromagnetic filter cleaning system Plus-clean ensures that the filters in the Bosch Dust Extractors remain clean.



Fast paint stripping: due to the special surface nozzles, the Heat Gun GHG 660 LCD Professional quickly removes even thick layers of paint from surfaces.

Wet/Dry Extractor

GAS 50 Professional

The universal extractor with high container volume

- ▶ Wet/dry extractor for vacuuming stone and fine dusts
- ▶ For clean work with Bosch Rotary Hammers, Wall Chasers, Angle Grinders
- ▶ Continuous extraction force thanks to automatic Plus-clean, the electromagnetic filter cleaning system

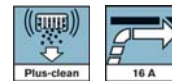
Other features

- ▶ Increased filter lifetime due to water filling stop
- ▶ Remote automatic switching for additional operating comfort
- ▶ Smooth start for overload protection when switched on

Technical data	
Order number	0 601 989 ...
Container volume, gross	50 l
Container volume net water	43 l
Container volume net dust	45 l
Dust bag volume, net	21 l
Filter surface	8600 cm ²
Max. airflow	61 l/sec
Max. ventilating pressure	248 mbar
Scope of supply	
... 103	
2 extraction pipes 0.5 m, diameter 35 mm (2 607 000 162)	✓
2 polyester filters (2 607 432 017)	✓
Coarse dirt nozzle (2 607 000 170)	✓
Crevice nozzle 250 mm (2 607 000 165)	✓
Hose 3 m, diameter 35 mm (2 609 390 392)	✓
Multi purpose nozzle (1 609 390 478)	✓
Paper dust bag (2 605 411 163)	✓
Suction regulator control (2 607 000 164)	✓



1200 W 16.0 kg



All Purpose Extractor

GAS 11-21 Professional

The compact, on-site dust extractor

- ▶ Easy transportation and loading due to the particularly compact design
- ▶ Robust and powerful dust extractor
- ▶ Compact and impact resistant


Other features

- ▶ Non-rusting 21 litre container
- ▶ Sturdy permanent fabric filter
- ▶ Snap lock hose system

Technical data	
Order number	0 601 97A ...
Container volume, gross	21 l
Max. airflow	50 l/sec
Max. ventilating pressure	150 mbar
Scope of supply	
... 004	
Air hose 3 m (2 607 002 149)	✓
Crevice nozzle	✓
Dust box (SP no. 1 609 203 D29)	✓
Suction brush	✓
Suction nozzle	✓
Suction pipe (SP no. 1 609 203 B92)	✓



900 W 6.3 kg



All Purpose Extractor

GAS 15 L Professional

The versatile all-purpose wet/dry vacuum cleaner with integrated blower function

- ▶ Powerful 1200 w turbine, for high suction capacity
- ▶ Integrated blower function & Standard equipment holders, for versatile & convenient application
- ▶ Tool adapters with max. airflow regulation and non-marking rubber nozzle which fits most power tools

Other features

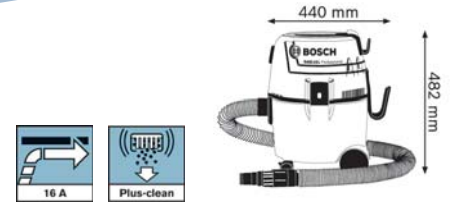
- ▶ Automatic Start / Stop for power tool operation
- ▶ Wheels 4 robust wheels; front wheels lockable
- ▶ Flat top, with integrated handle
- ▶ Push & Clean, semi-automatic filter cleaning device
- ▶ Cable hook for easy storage of the 5 m rubber cable
- ▶ L-Class dust rating according to EN 60335-2-69 for dusts with OEL values > 1 mg/m³
- ▶ Polyester filter cartridge, easy to clean



New!

1200 W 6.4 kg

Technical data	
Order number	0 601 97B ...
Container volume, gross	19 l
Container volume net water	15 l
Max. airflow	62 l/sec
Max. ventilating pressure	215 mbar
Scope of supply	
2 x Extension Tube (2 607 000 162)	✓
Coarse dirt nozzle (2 607 000 170)	✓
Crevice nozzle 250 mm (2 607 000 165)	✓
Hose 3m (2 607 000 182)	✓



Blower with Dust Extraction

GBL 800 E Professional

The handy tool for blowing and dust extraction

- ▶ Strongest air flow for better work efficiency
- ▶ Highest air flow volume
- ▶ Powerful motor

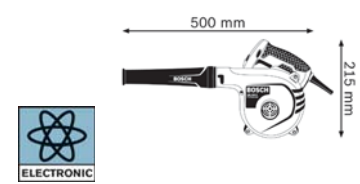
Other features

- ▶ Variable speed dial wheel for easy flow speed adjustment
- ▶ Ambidextrous lock on and handgrip design suitable for left/right handed users
- ▶ Easiest and most convenient fixing of nozzle & dust bag



800 W 1.8 kg

Technical data	
Order number	0 601 980 ...
No-load speed	16000 rpm
Volumetric flow rate	4.5 m ³ /min
Scope of supply	
Dust bag	✓
Nozzle	✓



Heat Gun

GHG 500-2 Professional

The heat gun with the greatest ease of use

- ▶ Two main applications can be stored permanently, so that airflow and temperature are at the correct setting instantly
- ▶ Heating automatically switches off and cools when overheating, for long lifetime
- ▶ Removable protective pipe

Other features

- ▶ 2-stage switch for one-handed operation
- ▶ Stationary working position also possible
- ▶ Two air flow and temperature stages
- ▶ Thermal protection



1600 W 0.8 kg



Technical data	
Order number	0 601 94A ...
Length	255 mm
Height	255 mm
Working temperature	300 - 500 °C
Airflow	240 - 450 l/min
Infinitely variable temperature control	x
Control, airflow	2-stage
Scope of supply	... 050
Reduction nozzle 14 mm	✓
Reflector nozzle 80 mm	✓

Heat Gun

GHG 600-3 Professional

The heat gun with the greatest ease of use

- ▶ Two main applications can be stored permanently, so that airflow and temperature are at the correct setting instantly
- ▶ Heating automatically switches off and cools when overheating, for long lifetime
- ▶ Removable protective pipe

Other features

- ▶ 3-stage switch for one-handed operation
- ▶ Stationary working position also possible
- ▶ Two air flow and temperature stages
- ▶ Thermal protection



1800 W 0.8 kg



Technical data	
Order number	0 601 94B ...
Length	255 mm
Height	255 mm
Working temperature	50 - 600 °C
Infinitely variable temperature control	x
Control, airflow	3-step
Scope of supply	... 004
	✓

Heat Gun

GHG 630 DCE Professional

The heat gun with the greatest ease of use

- ▶ Heating automatically switches off and cools when overheating, for long service life
- ▶ Three working temperature settings
- ▶ Airflow and temperature control in steps of ten for precise working


Other features

- ▶ 50°C cold setting
- ▶ Ergonomic design/softgrip



Technical data	
Order number	0 601 94C ...
Working temperature	50 - 630 °C
Airflow	150 - 500 l/min
Infinitely variable temperature control	x
Control, airflow	infinitely variable
Scope of supply	
Reduction nozzle 14 mm	✓
Reflector nozzle 80 mm	✓

2000 W **0.9 kg**



Digital Measuring Tools



More precise. Easier to use. Faster.

Measuring instruments from Bosch.

Bosch always manages to set new standards and again in measuring technology. The expanded product range of measuring instruments combines precision with easy handling – for measuring, detecting and leveling. New products from Bosch Measuring Technology are also innovations that open up a completely new range of applications for the building trade. The new GSL 2 Professional floor surface laser is the first solution to enable large-scale visualization of surface irregularities on floors. The flatness of floors, such as screed and concrete floors, can be checked in much less time. It is easier, fast and accurate.



Rotation Laser

GRL 300 HV Set Professional

Easy handling with horizontal and vertical self-levelling


- ▶ Easy to operate thanks to one button per function and self
- ▶ Easy to set up in both the horizontal and vertical modes due to automatic self-levelling of 8% ($\pm 5^\circ$)
- ▶ The shock warning function, which can be switched on and off, prevents levelling errors in the event of shocks or vibrations



Technical data	
Order number	0 601 061 ...
Working range with receiver	300 m
Levelling accuracy	0.1 mm/m
Self-levelling range	$\pm 5^\circ$ (8%)
Dust and splash protection	IP 54
Rotation speed	150, 300, 600 rpm
Tripod connection	5/8"
Power supply	2 x 1.2 V HR20 (D) (9 Ah) / 2 x 1.5 V LR20 (D)
Weight	1.8 kg
Scope of supply	
Alkaline batteries 2 x 1.5 v LR 20 (D)	✓
Bracket (1 608 M00 05A)	✓
Carrying case with EPP foam	✓
Compartment for Alkaline batteries	✓
Laser receiver LR 1 Professional (0 601 015 400)	✓
Remote control RC 1 Professional (0 601 069 900)	✓
Target plate and laser glasses	✓
Wall mount WM 4 Professional (0 601 092 400)	✓

New!

1.8 kg



Line Laser

GLL 2 Professional

The most compact cross line laser for professionals

- ▶ Small, lightweight, always within reach
- ▶ Easy handling due to single-button operation
- ▶ For flexible use: with multifunctional mount for versatile fixing possibilities

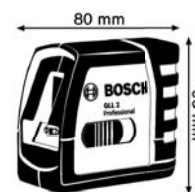
Other features

- ▶ Good visibility: min. 10 m (depending on ambient brightness)
- ▶ Professional levelling precision: 0.3 mm/m



New!

0.25 kg



Technical data	
Order number	0 601 063 ...
Working range	10 m
Levelling accuracy	0.3 mm/m
Self-levelling range	$\pm 4^\circ$
Laser class	2
Dust and splash protection	IP 5X
Power supply	3 x 1.5 V LR6 (AA)
Scope of supply	
Batteries 3 x 1,5 V (AA)	✓
Multi-function mount (1600A000J3)	✓
Protective pouch	✓

Line Laser

GLL 2-50 Professional

Precise lines, high visibility

- ▶ Self-levelling horizontal and vertical pendulum line laser for quick alignment of lines
- ▶ High visibility of the laser lines with a working range of 20 m (without receiver)
- ▶ Extremely precise in use with an accuracy of ± 3 mm at a distance of 10 m

Other features

- ▶ Vertical, horizontal, and cross line modes for precise alignment
- ▶ Easy handling due to single-handed operation
- ▶ Horizontal and vertical self-levelling up to $\pm 4^\circ$
- ▶ Working range of 50 m with the Receiver LR 2 Professional (optional)
- ▶ Robust design with soft grip covering protects against knocks
- ▶ Pendulum lock ensures safe transport



Technical data	
Order number	0 601 063 ...
Working range	20 m
Levelling accuracy	3 mm/m
Self-levelling range	$\pm 4^\circ$
Laser class	2
Dust and splash protection	IP 54
Tripod connection	1/4"
Power supply	3 x 1.5 V (AA)
Scope of supply	
Alignment disc (SP no. 1 609 203 U23)	✓
Batteries 3 x 1,5 V (AA)	✓
Protective pouch	✓

0.45 kg



Line Laser

GLL 2-80 P Professional

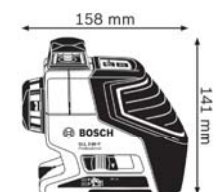
Levelling in 2 x 360° – Faster and easier than ever

- ▶ High work efficiency: simultaneous performance of horizontal and vertical levelling applications in the entire room with only one tool
- ▶ Large working range: precise work in a diameter of up to 80 m using the LR 2 Professional Receiver
- ▶ Easy handling: self-levelling up to 4° within 4 seconds, compact design



Technical data	
Order number	0 601 063 ...
Working range	20 m
Levelling accuracy	0.2 mm/m
Self-levelling range	$\pm 4^\circ$
Laser class	2
Dust and splash protection	IP 54
Tripod connection	1/4", 5/8"
Power supply	4 x 1.5 V (AA)
Scope of supply	
Batteries 4 x 1,5 V (AA)	✓
Magnet target plate	✓
Protective pouch	✓

0.68 kg



Line Laser

GLL 3-80 P Professional

The compact Multi Line Laser for all indoor applications

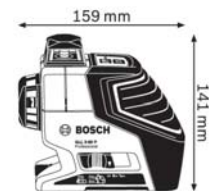
- ▶ One horizontal and 2 vertical 360° lines enable many new applications for simultaneous marking, alignment and levelling indoors
- ▶ Self-levelling (4° in 4 sec), very precise (± 0.2 mm/m) and range of up to 80 m with receiver
- ▶ Compact, easy-to-handle and extremely robust (IP54)



Technical data	
Order number	0 601 063 ...
Working range	20 m
Levelling accuracy	0.2 mm/m
Self-levelling range	$\pm 4^\circ$
Laser class	2
Dust and splash protection	IP 54
Tripod connection	1/4", 5/8"
Power supply	4 x 1.5 V LR6 (AA)
Scope of supply	
	... 300
Batteries 4 x 1,5 V (AA)	✓
Carton box	✓
Magnet target plate	✓
Protective pouch	✓

New!

0.76 kg



Line Laser

GLL 2 X Professional

The quick and precise solution for diverse applications

- ▶ Simultaneously projects a horizontal and a vertical laser line
- ▶ Self-levelling and slope function
- ▶ Can be fixed anywhere using the clamp that comes with the tool



Technical data	
Order number	0 601 063 ...
Working range	5 m
Levelling accuracy	± 0.5 mm/m
Self-levelling range	$\pm 4^\circ$
Laser class	2
Power supply	2 x 1,5-V-LR03 (AAA)
Scope of supply	
	... A80
Batteries 2 x 1,5 V (AAA)	✓
Clamp MM2	✓
Protective pouch	✓

New!

0.25 kg



Telescopic Pole

BT 350 Professional

Easy to operate and robust for line and point laser level

- ▶ Easy and fast fitting
- ▶ High level of versatility due to holder and metal bracket
- ▶ Robust and stable aluminum construction

Other features

- ▶ Easy fixing of line and point laser levels
- ▶ Ideal also in combination with the Universal Holder BM 1 Professional



2.5 kg

Technical data	
Order number	0 601 015 ...
Working range	1 m
Laser class	
Scope of supply	... B00
Clamp (2 600 499 075)	✓



Line Laser

GCL 25 Professional

The simple solution for all short-distance leveling and transfer applications

- ▶ Money saving: a two-in-one combi laser projects cross lines and 5 points to cover diverse application needs
- ▶ Effort saving: no need to carry two lasers to job sites to work and change lasers for different applications



Technical data	
Order number	0 601 066 ...
Working range	10 m
Levelling accuracy	0.3 mm/m
Self-levelling range	± 4°
Laser class	2
Tripod connection	1/4" & 5/8"
Power supply	4 x AA LR06 1.5V
Scope of supply	... B00
4 x AA alkaline batteries	✓
Protective pouch	✓
Target plate	✓

New!

1.5 kg



Point Laser

GPL 5 Professional

Five precise points, quickly aligned

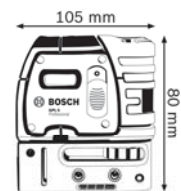
- ▶ Self-levelling horizontal and vertical pendulum point laser for indoor and outdoor work
- ▶ High visibility of the laser points with a working range of 30 m
- ▶ Extremely precise in use with an accuracy of ± 3 mm at a distance of 10 m

Other features

- ▶ Horizontal, and cross-line mode
- ▶ Light weight and highly compact size
- ▶ Multifunctional wall mount



0.25 kg



Technical data	
Order number	0 601 066 ...
Working range	30 m
Levelling accuracy	0.3 mm/m
Dust and splash protection	IP 5X
Tripod connection	1/4
Scope of supply	... 200
3 x 1.5 V batteries	✓
Protective bag	✓
Wall mount	✓

Point Laser

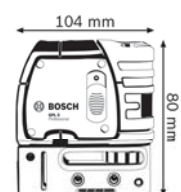
GPL 3 Professional

Highly compact 3-point laser - Ideal for plumb point transfer

- ▶ Self-levelling 3-point horizontal and plumb laser for indoor work
- ▶ Enables precise transfer of a reference point from the floor to the ceiling
- ▶ Easy handling due to its very compact size



0.25 kg



Technical data	
Order number	0 601 066 ...
Working range	30 m
Levelling accuracy	0.3 mm/m
Dust and splash protection	IP 5X
Tripod connection	1/4", 5/8"
Scope of supply	... 100
Batteries 3 x 1,5 V (AA)	✓
Protective pouch	✓

Line Laser

GTL 3 Professional

Fast tile laying due to additional line at 45°

- ▶ In addition to the two laser lines at a 90° angle, it projects a third line at 45° for precise and fast alignment and laying of wall and floor tiles
- ▶ High accuracy of 0.2 mm/m
- ▶ Compact and lightweight design for optimum ease of use

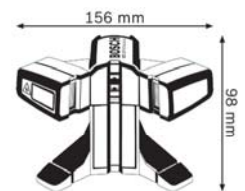
Other features

- ▶ Metal plate for better stability when working on uneven ground and for fixing to the wall
- ▶ Clearly visible laser lines for indoor use
- ▶ Extremely robust: fully functional, even after being dropped from a height of 1 m onto concrete. Also dust and splash-protected (IP54)
- ▶ Automatic shutdown to reduce battery consumption



Technical data	
Order number	0 601 015 ...
Levelling accuracy	0.2 mm/m
Laser class	2
Dust and splash protection	IP 54
Tripod connection	1/4", 5/8"
Power supply	4 x 1.5 V (AA)
Scope of supply	... 200
Alignment disc (SP no. 1 609 203 U23)	✓
Batteries 4 x 1,5 V (AA)	✓
Protective pouch	✓

0.5 kg



Rangefinder

DLE 40 Professional

Precise measurements – small and easy!

- ▶ State-of-the-art laser technology for precise measurement up to 40 m
- ▶ Fits in any shirt pocket due to small dimensions of 100 x 58 x 32 mm
- ▶ Easy operation: one button-one function keypad

Other features

- ▶ Ideal tool for every construction site because it is dust and splash-protected (IP 54) and it is equipped with softgrip
- ▶ Other functions such as continuous measurement, addition and subtraction function for considerable time-saving



0.18 kg



Technical data	
Order number	0 601 016 ...
Measurement range	0.05 - 40 m
Measurement accuracy, typical	± 1.5 mm
Laser class	2
Units of measurement	m or ft
Power supply	4 x 1.5 V LR03 (AAA)
Scope of supply	... 370
4 x 1.5 V batteries	✓
Protective bag	✓



Rangefinder

GLM 50 Professional

An accurate and robust 50m laser rangefinder for your daily usage

- ▶ Precise and easy to operate
- ▶ Large, automatically illuminated 3-line display for easy reading and interpretation
- ▶ Clear keypad with simple symbols for easy usage

Other features

- ▶ Include all relevant functions for highest useability
- ▶ Include functions such as length, continuous, indirect length, area & volume measurement, addition and subtraction function for considerable time-saving
- ▶ State-of-the-art laser technology for precise measurement up to 50 m
- ▶ Fits in any shirt pocket due to small dimensions
- ▶ Ideal tool for every construction site because it is dust and splash-protected (IP 54) and it is equipped with softgrip
- ▶ 1/4" tripod thread for convenient use with Building Tripod BS 150 Professional



Technical data	
Order number	0 601 072 ...
Measurement range	0.05 - 50 m
Measurement accuracy, typical	1.5
Laser class	2
Power supply	2 x 1.5 V LR03 (AAA)
Scope of supply	... 270
2 x 1.5 V batteries	✓
Manufacturing certificate GLM 50 Prof.	✓
Protective bag	✓

New!

0.14 kg



Rangefinder

GLM 80 Professional

The high-tech solution for convenient measurement

- ▶ New functionality due to integrated 360° incline sensor
- ▶ Precise and easy to operate due to illuminated display which turns automatically
- ▶ Up to 25,000 measurements per battery charge due to Li-Ion technology

Other features

- ▶ Automatic storage of the last 10 measured values and one constant
- ▶ Can be recharged via standard micro USB port
- ▶ Timer function can be switched on/off – for precise measurement from difficult positions
- ▶ Battery can be charged via a standard micro USB socket
- ▶ Small and handy
- ▶ Reliable assistant on any construction site due to robust design



Technical data	
Order number	0 601 072 ...
Measurement range	0.05 - 80 m
Measurement accuracy, typical	1.5
Laser class	2
Units of measurement	m/cm/mm
Power supply	3.7
Scope of supply	... 3K0
Manufacturing certificate	✓
Micro USB charger	✓
Protective bag	✓

0.14 kg



Rangefinder

GLM 150 Professional

More functionality and user-friendliness for indoor work

- ▶ New functions such as partial height measurement, height calculation and roof slope measurement
- ▶ Millimeter-accurate measurement of areas, volumes and distances up to 150 m
- ▶ Easy handling, intuitive user interface and large, concise 4-line display

Other features

- ▶ Maximum precision over the entire lifetime due to tough ceramic optics carrier
- ▶ IP54: dust and splash protection for the complete tool including battery compartment
- ▶ Multifunctional measuring pin for precise measurement from hard-to-reach areas and edges
- ▶ Storage of the last 30 measurements



Technical data	
Order number	0 601 072 ...
Measurement range	0.05 - 150 m
Measurement accuracy, typical	± 1 mm
Laser class	2
Units of measurement	m or ft
Power supply	4 x 1.5 V (AA)
Scope of supply	... 070
4 x 1.5 V batteries	✓
Carrying strap	✓
Protective pouch	✓

0.24 kg



Rangefinder

GLM 250 VF Professional

The laser rangefinder with the longest range

- ▶ Ideal for outdoor use: integrated telescopic viewfinder for optimum visibility of the laser point up to a distance of 250 m
- ▶ Maximum measurement performance and precision, even in adverse lighting conditions, due to large glass lens and ceramic optics carrier
- ▶ Numerous combined measurement functions for quick and precise calculation of distances, areas and volumes

Other features

- ▶ Memory capacity to store 30 values



Technical data	
Order number	0 601 072 ...
Measurement range	0.05 - 250 m
Measurement accuracy, typical	± 1 mm
Laser class	2
Units of measurement	m or ft
Power supply	4 x 1.5 V (AA)
Scope of supply	... 170
4 x 1.5 V batteries	✓
Carrying strap	✓
Protective pouch	✓

0.24 kg



Detector

GMS 120 Professional

The most reliable multi-detector in its class

- ▶ Maximum reliability: all objects are found and application errors are avoided due to the automatic calibration
- ▶ Reliable detection even of deep-lying objects – up to a depth of 12 cm
- ▶ Even more reliable detection of objects due to three-colour LED luminous ring

Other features

- ▶ Pinpoint indication of the object's centre with the "Center Finder" scale
- ▶ Better visibility of the result due to illuminated display
- ▶ Marking hole with LED luminous ring



New!

0.27 kg



Technical data	
Order number	0 601 081 ...
Detectable materials	Electrical cables, metals, wooden substructures
Max. measurement depth	120 mm
Automatic deactivation facility, approx.	5 min
Power supply	1 x 9 V 6LR61
Scope of supply	... 000
Battery 1 x 9V	✓
Hand strap	✓
Protective pouch	✓

Detector

GMS 100 M Professional

The most reliable metal detector in its class

- ▶ Calibration free
- ▶ The only metal detector with an automatic zoom scale for more precise object detection
- ▶ High sensitivity with detection depth up to 10 cm

Other features

- ▶ The sensors are placed around the marking hole for precise marking of object
- ▶ Marking hole with LED-ring for warning of nearby objects
- ▶ Sturdy and durable design for use on building sites
- ▶ The detector is protected against dust and splash water (IP54)
- ▶ Large display for easy reading and interpretation



New!

0.26 kg



Technical data	
Order number	0 601 081 ...
Detectable materials	Metal objects, live wires
Max. measurement depth	100 mm
Power supply	1 x 9 V 6LR61
Scope of supply	... 100
Battery 1 x 9V	✓
Hand strap	✓

Detector

D-tect 150 CNT Professional

The future of detection technology – Precision of the highest order

- ▶ Ultra wideband radar sensor system for millimetre-accurate detection of ferrous/non-ferrous metals, live cables, wooden beams and plastic pipes such as floor and wall heating pipes
- ▶ Precise detection of reinforcing steel in concrete up to 15 cm deep
- ▶ Digital display of material properties and maximum permitted drilling depth



Technical data	
Order number	0 601 010 ...
Detectable materials	Plastic pipes, ferrous metals, non-ferrous metals, wooden substructures, live cables
Max. measurement depth	150 mm
Accuracy	± 5 mm
Automatic deactivation facility, approx.	5
Power supply	4 x 1.5V LR6 (AA)
Scope of supply	... 055
	✓

0.7 kg



Digital Inclinometer

DNM 60 L Professional

Sturdy inclinometer

- ▶ Measures angles in ° and inclines in % or mm/m
- ▶ Direction arrows display the deviation to the horizontal or vertical
- ▶ Robust due to aluminium housing

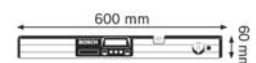
Other features

- ▶ Automatic rotation of the measured values on the display when working overhead
- ▶ Acoustic signal at 0° and 90°
- ▶ Hold function to hold measurement results at the push of a button
- ▶ Copy function for copying inclines and transferring them to another position
- ▶ Slanted, easy-to-read display
- ▶ 2 vials enable use as a spirit level
- ▶ More carrying comfort and safety due to shoulder bag



Technical data	
Order number	0 601 014 ...
Measurement range	0 – 360° (4 x 90°)
Electronics measurement accuracy 0°/90°	± 0.05°
Electronics measurement accuracy at 1°-89°	± 0.2°
Measurement accuracy, vials	± 0.057° = ± 1 mm/m
Automatic deactivation facility, approx.	5 mins
Operating duration, approx.	200 h
Power supply	1 x 9 V 6LR61
Scope of supply	... 000
1 x 9 V battery	✓
Protective bag (SP no. 1 609 203 R95)	✓

0.7 kg



Optical level

GOL 32 D Professional

Extremely robust for outdoor use

- ▶ Designed for outdoor use due to sturdy metal housing with dust and splash protection (IP54)
- ▶ Robust design with built-in target collimator and integrated circular vial
- ▶ Carrying case with compensator lock for safe transport

Other features

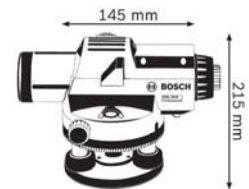
- ▶ Target collimator for rough alignment
- ▶ Penta prism makes it easy to read the circular vial
- ▶ Large focusing knob for easy alignment
- ▶ Fast aperture for a sharp image of the target (measuring rod)
- ▶ High precision (1.6 mm/30 m) over long distances
- ▶ Endless degree setting using knobs on both sides with friction-braked rotation
- ▶ Erect image



Technical data	
Order number	0 601 068 ...
Magnification	26x
Working range	100 m
Levelling accuracy	± 0.2 mm/m
Tripod thread	
Weight	1.7 kg
Scope of supply	
Adjusting pin	✓
Allen key	✓
Carrying case	✓
Lens cover	✓
Plumb bob	✓

New!

1.7 kg



Optical level

GOL 26 D Professional

Extremely robust for outdoor use

- ▶ Designed for outdoor use due to sturdy metal housing with dust and splash protection (IP54)
- ▶ Robust design with built-in target collimator and integrated circular vial
- ▶ Carrying case with compensator lock for safe transport

Other features

- ▶ Target collimator for rough alignment
- ▶ Penta prism makes it easy to read the circular vial
- ▶ Large focusing knob for easy alignment
- ▶ Fast aperture for a sharp image of the target (measuring rod)
- ▶ High precision (1.6 mm/30 m) over long distances
- ▶ Endless degree setting using knobs on both sides with friction-braked rotation
- ▶ Erect image



Technical data	
Order number	0 601 068 ...
Magnification	26x
Working range	100 m
Levelling accuracy	± 0.2 mm/m
Tripod thread	5/8"
Weight	1.7 kg
Scope of supply	
Adjusting pin	✓
Allen key	✓
Carrying case	✓
Lens cover	✓
Plumb bob	✓

1.7 kg



Surface Laser

GSL 2 Professional

The first simple and fast solution to check floor surface planarity

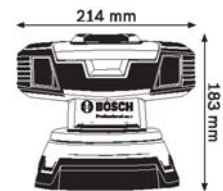
- ▶ More quality: overview of floor flatness through continuous laser lines + higher accuracy
- ▶ More speed: floor scanning accomplishes within minutes
- ▶ More convenience: remote control makes the work done with even less effort



Technical data	
Order number	0 601 064 ...
Scope of supply	... 002
3 X AAA alkaline batteries	✓
4 x AA alkaline batteries	✓
Laser goggles	✓
L-Boxx	✓
Quick starter	✓
Target plate	✓

New!

5.77 kg



Building Tripod

BS 150 Professional

Absolutely secure stance on any floor

- ▶ Robust aluminium design
- ▶ For working heights from 52 to 147 cm
- ▶ Functionality and precision due to box level

Other features

- ▶ Optimised working with line and point laser level
- ▶ Good transportability due to low weight



1.0 kg

Technical data	
Order number	0 601 096 ...
Work height	52 - 147 cm
Transport dimensions	52 cm
Scope of supply	... 974
	✓



Building Tripod

BT 160 Professional

Light weight aluminum tripod

- ▶ Light aluminum construction with Double banded legs for high stability
- ▶ Optimized working with line, point laser level and optical level
- ▶ Locking clamps for quick adjustment of height and fast disassembling

Other features

- ▶ Good transportability due to low weight and shoulder strap
- ▶ Removable rubber base (e.g. protection of indoor floor)


4.1 kg


Technical data	
Order number	0 601 091 ...
Work height	0.97 - 1.6 cm
Scope of supply	... 200
	✓

Universal holder

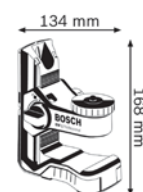
BM 1 Professional

The universal solution for line and point laser levels

- ▶ Flexible fitting of the holder, for example with screws, magnets or on a tripod
- ▶ Can be used as a floor tripod with extendable supporting legs
- ▶ Height adjustment with locking device for safe and precise alignment

Other features

- ▶ Easy fixing of the laser level
- ▶ Ideal also in combination with the Telescopic Pole BT 350 Professional

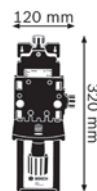


Technical data	
Order number	0 601 015 ...
Tripod connection	0.538
Scope of supply	... A00
	✓

Rotation Laser**WM 4 Professional**

Ideal in combination with Rotation Laser Level GRL 150 HV Professional or Telescopic Pole BT 350 Professional

- ▶ Versatile fixing of the mount
- ▶ Height adjustment with locking device for safe and precise alignment

**0.7 kg**

Technical data	
Order number	0 601 092 ...
Scope of supply	... 400
	✓

Rotation Laser**RC 1 Professional**

Handy receiver for outdoors and indoors for ranges up to 30 m in combination with Rotation Laser Level GRL 150 HV Professional

- ▶ Working over long distances

**0.069 kg**

Technical data	
Order number	0 601 069 ...
Power supply	1 x 1.5 V (AA)
Scope of supply	... 300
Batteries 1 x 1.5 V (AA)	✓

Rotation Laser**LR 1 Professional**

Handy receiver for indoors and outdoors for ranges of up to 150 m in combination with Rotation Laser Level GRL 150 HV Professional

- ▶ More benefit thanks to accessories
- ▶ Optical and acoustic alignment of the laser beam level
- ▶ Dust and splash protection (IP54)

Other features

- ▶ Top-mounted magnets for better fixing



Technical data	
Order number	0 601 015 ...
Working range	150 m
Laser class	
Dust and splash protection	IP 54
Power supply	1 x 9 V
Scope of supply	... 400
1 x 9 V battery	✓

0.36 kg



Tool Index

Page	Product name	Order number	Page	Product name	Order number
B			GD		
142	BM 1 Professional	0 601 015 A00	27	GDS 18 V-LI Professional	0 601 9A1 SFO
141	BS 150 Professional	0 601 096 974			
142	BT 160 Professional	0 601 091 200			
133	BT 350 Professional	0 601 015 B00			
DL			GE		
135	DLE 40 Professional	0 601 016 370	100	GEX 125-1 AE Professional	0 601 387 5F2
			100	GEX 150 AC Professional	0 601 372 768
			101	GEX 150 AVE Professional	0 601 37B 1K0
DN			GG		
139	DNM 60 L Professional	0 601 014 000	92	GGG 27 Professional	0 601 210 003
			92	GGG 28 LCE Professional	0 601 221 100
D-tec			93	GGG 3000 L Professional	0 601 224 0F0
139	D-tec 150 CNT Professional	0 601 010 055	94	GGG 5000 L Professional	0 601 224 1F0
			93	GGG 5000 Professional	0 601 223 0F0
GA			GH		
124	GAS 11-21 Professional	0 601 97A 004	126	GHG 500-2 Professional	0 601 94A 050
125	GAS 15 L Professional	0 601 97B 000	126	GHG 600-3 Professional	0 601 94B 004
124	GAS 50 Professional	0 601 989 103	127	GHG 630 DCE Professional	0 601 94C 704
			104	GHO 10-82 Professional	0 601 594 007
			104	GHO 26-82 Professional	0 601 594 103
GB			GK		
94	GBG 6 Professional	0 601 27A 0F0	113	GKE 35 BCE Professional	0 601 597 603
95	GBG 8 Professional	0 601 27A 1F0	112	GKE 40 BCE Professional	0 601 597 703
64	GBH 11 DE Professional	0 611 245 703	110	GKS 190 Professional	0 601 623 0F1
54	GBH 2-18 E Professional	0 611 258 2F0	111	GKS 235 Professional	0 601 57A 0F2
54	GBH 2-18 RE Professional	0 611 258 3F0	111	GKS 7000 Professional	0 601 676 0F0
55	GBH 2-20 DRE Professional	0 611 25A 4F0	112	GKT 55 GCE Professional	0 601 675 001
55	GBH 2-20 RE Professional	0 611 25A 3F0			
56	GBH 2-22 E Professional	0 611 250 655	GL		
57	GBH 2-22 RE Professional	0 611 250 704	132	GLL 2 X Professional	0 601 063 A80
56	GBH 2-22 Professional	0 611 250 1K0	130	GLL 2 Professional	0 601 063 700
62	GBH 2-23 REA Professional	0 611 250 500	131	GLL 2-50 Professional	0 601 063 100
58	GBH 2-26 DFR Professional	0 611 254 76A	131	GLL 2-80 P Professional	0 601 063 200
59	GBH 2-26 DRE Professional	0 611 253 755	132	GLL 3-80 P Professional	0 601 063 300
57	GBH 2-26 E Professional	0 611 251 655	137	GLM 150 Professional	0 601 072 070
58	GBH 2-26 RE Professional	0 611 251 704	137	GLM 250 VF Professional	0 601 072 170
59	GBH 2-28 D Professional	0 611 267 0K0	136	GLM 50 Professional	0 601 072 270
60	GBH 2-28 DFV Professional	0 611 267 2K0	136	GLM 80 Professional	0 601 072 3K0
60	GBH 2-28 DV Professional	0 611 267 100			
61	GBH 3-28 DRE Professional	0 611 23A 0K0	GM		
28	GBH 36 V-LI Professional	0 611 900 R0F	50	GMB 32 Professional	0 601 193 003
61	GBH 4-32 DFR Professional	0 611 332 100	103	GMR 1 Professional	0 601 60A 0K0
62	GBH 5-38 D Professional	0 611 240 004	138	GMS 100 M Professional	0 601 081 100
63	GBH 5-40 D Professional	0 611 269 0K0	138	GMS 120 Professional	0 601 081 000
63	GBH 5-40 DCE Professional	0 611 264 000			
64	GBH 7-46 DE Professional	0 611 263 704	GN		
65	GBH 8-45DV Professional	0 611 265 0K0	96	GNA 2,0 Professional	0 601 530 103
125	GBL 800 E Professional	0 601 980 4F0	97	GNA 3,5 Professional	0 601 533 103
48	GBM 10 RE Professional	0 601 473 5F0			
48	GBM 13 RE Professional	0 601 477 5F0	GO		
49	GBM 13-2 Professional	0 601 169 055	103	GOF 1600 CE Professional	0 601 62 40F0
49	GBM 23-2 Professional	0 601 121 103	140	GOL 26 D Professional	0 601 068 000
50	GBM 32-4 Professional	0 601 130 203	140	GOL 32 D Professional	0 601 068 500
47	GBM 6 Professional	0 601 472 0F0	28	GOP 10,8 V-LI Professional	0 601 858 001
77	GBR 14 CA Professional	0 601 773 703	105	GOP 250 CE Professional	0 601 230 0K0
GC			GP		
133	GCL 25 Professional	0 601 066 B00	134	GPL 3 Professional	0 601 066 100
118	GCM 10 M Professional	0 601 B20 1K0	134	GPL 5 Professional	0 601 066 200
118	GCM 12 GDL Professional	0 601 B23 6K0	87	GPO 12 CE Professional	0 601 389 0F0
120	GCO 2 Professional	0 601 B17 3F0			
120	GCO 2000 Professional	0 601 B17 0F0	GR		
119	GCO 2400 J Professional	0 601 B18 0K0	130	GRL 300 HV Set Professional	0 601 061 503
GD			GS		
76	GDB 2500 WE Professional	0 601 18P 703	29	GSA 10,8 V-LI Professional	0 601 64L 9K0
78	GDC 34 M Professional	F 002 G30 104	113	GSA 1100 E Professional	0 601 64C 8K0
77	GDM 13-34 Professional	0 601 36A 2K0	114	GSA 1300 PCE Professional	0 601 64E 200
24	GDR 10,8-LI Professional	0 601 9A6 9F0	44	GSB 10 RE Professional	0 601 216 1F3
24	GDR 1080-LI Professional	0 601 9B3 9K0	44	GSB 10 Professional	0 601 216 0K4
25	GDR 14,4 V-LI Professional	0 601 9A1 4K0	22	GSB 10,8-2-LI Professional	0 601 9B6 9K0
25	GDR 1440-LI Professional	0 601 9B3 4K0	40	GSB 12-2 Professional	0 601 9A7 5K0
26	GDR 18 V-LI Professional	0 601 9A1 3K0	45	GSB 13 RE Professional	0 601 217 1F3
41	GDR 9,6 V Professional	0 601 909 655	45	GSB 1300 Professional	0 601 1A1 0K1
26	GDS 14,4 V-LI Professional	0 601 9A1 1F0			
51	GDS 18 E Professional	0 601 436 803			
27	GDS 18 V-LI HT Professional	0 601 9B1 301			

Tool Index

Page	Product name	Order number
GS		
41	GSB 14,4-2 Professional	0 601 9A7 4K0
23	GSB 14,4-2-LI Professional	0 601 9A5 4K0
46	GSB 16 RE Professional	0 601 218 1F0
23	GSB 18 VE-2-LI Professional	0 601 862 300
46	GSB 20-2 RE Professional	0 601 184 655
47	GSB 21-2 RE Professional	0 601 19C 600
95	GSC 160 Professional	0 601 500 403
96	GSC 2,8 Professional	0 601 506 103
66	GSH 11 E Professional	0 611 316 755
67	GSH 11VC Professional	0 611 336 000
68	GSH 16-30 Professional	0 611 335 1K0
68	GSH 27 VC Professional	0 611 30A 000
66	GSH 5 CE Professional	0 611 321 000
67	GSH 5 X Professional	0 611 338 0K0
65	GSH 5 Professional	0 611 337 0K0
141	GSL 2 Professional	0 601 064 002
19	GSR 10,8-2-LI Professional	0 601 868 1K0
19	GSR 10,8-LI Professional	0 601 992 9F0
20	GSR 1080-LI Professional	0 601 9A8 9K0
39	GSR 12-2 Professional	0 601 918 JF1
22	GSR 14,4 V-LI Professional	0 601 866 0B0
39	GSR 14,4-2 Professional	0 601 918 GK0
21	GSR 1440-LI Professional	0 601 9A8 4K0
21	GSR 1800-LI Professional	0 601 9A8 3K0
40	GSR 18-2 Professional	0 601 918 3F0
51	GSR 6-25 TE Professional	0 601 445 000
38	GSR 7,2-2 Professional	0 601 918 NF2
38	GSR 9,6-2 Professional	0 601 918 LK0
18	GSR ProDrive Professional	0 601 9A2 0K1
101	GSS 140 A Professional	0 601 297 086
102	GSS 23 AE Professional	0 601 070 700
102	GSS 280 AE Professional	0 601 293 660
109	GST 150 BCE Professional	0 601 513 0F0
108	GST 25 M Professional	0 601 516 0K0
108	GST 65 E Professional	0 601 509 2F1
110	GST 8000 E Professional	0 601 58H 0F0
109	GST 85 PBE Professional	0 601 587 65B
GT		
135	GTL 3 Professional	0 601 015 200
119	GTS 10 J Professional	0 601 B30 5K0
GU		
29	GUS 10,8 V-LI Professional	0 601 9B2 900
GW		
20	GWI 10,8 V-LI Professional	0 601 360 U06
85	GWS 10-125 Professional	0 601 821 2F0
85	GWS 11-125 CI Professional	0 601 822 6F0
86	GWS 11-125 CIE Professional	0 601 823 200
86	GWS 14-125 CI Professional	0 601 824 2F0
87	GWS 15-125 CIH Professional	0 601 830 202
30	GWS 18 V-LI Professional	0 601 93A 3B3
88	GWS 20-180 Professional	0 601 849 155
90	GWS 20-230 Professional	0 601 850 155
88	GWS 22-180 Professional	0 601 881 AK0
90	GWS 22-230 Professional	0 601 882 AK0
89	GWS 24-180 Professional	0 601 853 455
91	GWS 24-230 Professional	0 601 854 455
89	GWS 26-180 H Professional	0 601 855 100
91	GWS 26-230 H Professional	0 601 856 100
82	GWS 6-100 Professional	0 601 375 05D
83	GWS 6-125 Professional	0 601 375 15A
82	GWS 7-100 Professional	0 601 388 0F0
84	GWS 7-125 Professional	0 601 388 0F2
83	GWS 8-100 C Professional	0 601 377 65A
84	GWS 850 CE Professional	0 601 378 75A
IX		
18	IXO 3 Professional	0 601 960 2K0
L		
144	LR 1 Professional	0 601 015 400

Page	Product name	Order number
R		
143	RC 1 Professional	0 601 069 300
S		
76	S 500 A Professional	0 601 190 025
W		
143	WM 4 Professional	0 601 092 400



What is the most important thing about service?

Bosch not only sets standards in the development of new power tools for trade and industry, but also in the organisation of services for all aspects of the power tool. This service ranges from an extensive offer of training courses through to optimum service in the event of a repair.

Regular Training

Regular hands-on training is imparted to large power tool users and service center technicians by our central service central service personnel. The training includes both preventive maintenance and breakdown maintenance.

Spare Part Delivery

Spare parts are stored at places close to the customers. The desired spare parts are delivered within the shortest possible time.

Quick Repairs

Our service centers are geared to repair the tool in the shortest possible time. Nearly 90% of the repairs are completed within 48 hours.

Genuine Spare Parts

We guarantee that all our authorized service centers use only genuine Bosch spare parts. This will ensure 100% performance of the tool even after repair.

Mobile Service

Some of our service centers have been equipped with mobile service vehicle to give on-site repairs. This means your tool breakdown time is lessened to the extent of the tool travel time to service center and back.

More information about Bosch Power Tools

www.bosch-pt.co.in

Top quality



Bosch Limited

Power Tools Division
PA-AT Complex
Hosur Road,
Adugodi, Bangalore - 560030



The protection of nature and workers' health as well as their safety has been part of Bosch group policy since 1973. Bosch continuously develops technologies that are not only innovative but also **environmental friendly**. By introducing the first Lithium Cordless tools, Bosch actively contribute to the protection of the Environment. Compared with NiCd batteries, Lithium-Ion batteries contain around 70% fewer heavy metals and produce around 40% fewer CO2 emissions over a lifetime of ten years per battery pack.

Country specific information:

Catalogue-Order No. 1619B002BA · Kittelberger

Subject to technical alterations · No liability is accepted for printing errors