

BOSTON

Le projecteur moderne version 2.0



BOSTON

Projecteur extérieur IK10

Environnement : intérieur/extérieur

Pose : sur lyre

Environnement : industrie- abords
extérieur Alimentation: 230V

Matériau: Fonderie aluminium

Garantie : 97 000h - L80B50



test résistance matériaux C4 (milieu salin & chlore)

VERSION 150lm/W disponible à la demande.

VERSION DMX DISPONIBLE

Finitions



MODULES ORIENTABLES



Compatible Broadcast

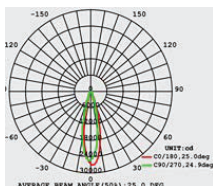


Traitement C4 (chlore, salin)

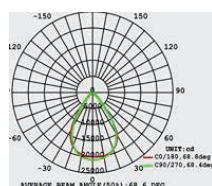


Easyplug System

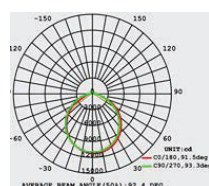
Photométrie



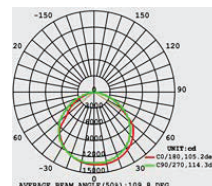
25°



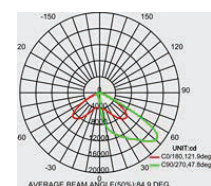
30°



45°



60°



90° x60°

➤➤ Références

	version 75W	version 150W	version 230W	version 300W
Type LED	SMD	SMD	SMD	SMD
Marque Driver/LED	MeanWell/Philips LumiLed	MeanWell/Philips LumiLed	MeanWell/Philips LumiLed	MeanWell/Philips LumiLed
Rendement LED	140lm/W	140lm/W	140lm/W	140lm/W
Tension	100-240VAC 50/60Hz	100-240VAC 50/60Hz	100-240VAC 50/60Hz	100-240VAC 50/60Hz
Flux lumineux (lm) utile	9 500lm	19 000lm	27 900lm	36 800lm
Facteur Puissance	> 0.95	> 0.95	> 0.95	> 0.95
T° couleur	3000°K / 4000°K / BroadCast	3000°K / 4000°K / BroadCast	3000°K / 4000°K / BroadCast	3000°K / 4000°K / BroadCast
IRC	80 /90	80 /90	80 /90	80 /90
Angle	110°/90°/60°/25°/15°/Asym(130x60)	110°/90°/60°/25°/15°/Asym(130x60)	110°/90°/60°/25°/15°/Asym(130x60)	110°/90°/60°/25°/15°/Asym(130x60)
Poids	3.2 kg	4.8 kg	6.7 kg	8.7 kg

	version 450W	version 600W	version 900W	version 1200W
Type LED	SMD	SMD	SMD	SMD
Marque Driver/LED	MeanWell/Philips LumiLed	MeanWell/Philips LumiLed	MeanWell/Philips LumiLed	MeanWell/Philips LumiLed
Rendement LED	140lm/W	140lm/W	140lm/W	140lm/W
Tension	100-240VAC 50/60Hz	100-240VAC 50/60Hz	100-240VAC 50/60Hz	100-240VAC 50/60Hz
Flux lumineux (lm) utile	55 800lm	73 700lm	111 700lm	147 400lm
Facteur Puissance	> 0.95	> 0.95	> 0.95	> 0.95
T° couleur	3000°K / 4000°K / BroadCast	3000°K / 4000°K / BroadCast	3000°K / 4000°K / BroadCast	3000°K / 4000°K / BroadCast
IRC	80 /90	80 /90	80 /90	80 /90
Angle	110°/90°/60°/25°/15°/Asym(130x60)	110°/90°/60°/25°/15°/Asym(130x60)	110°/90°/60°/25°/15°/Asym(130x60)	110°/90°/60°/25°/15°/Asym(130x60)
Poids	13.4 kg	17.5 kg	29.5 kg	38.5 kg

Se référer à la base tarifaire pour le détail des références.

➤➤ Dimension des produits

