

## Pollen beetle - *Meligethes aeneus* Fabr.

The small beetle is 1,5-2,7 mm long. Its colour is metallic dark green, blue or green. The legs are dark green, with exception of the first pair, which is reddish brown. Other close relatives in the *Meligethes* genus can be told apart by the different denting of the first pair of legs and by other small morphological differences evident only for the experienced taxonomist.

Host plants of the larvae include: rape, canola, white mustard, and other cruciferous plants. **Damage:** the beetle chews a side hole into the buds of the rape flowers, thus damaging generative organs of the flower. Larvae develop inside. Later all the bud will dry and fall down. In rape already in full bloom the adult only feeds on the pollen, causing no damage. The adult beetle can feed on a great variety of flowers.



insektenfotos.de

**The beetle,  
which is  
captured in  
the trap**



stopa. csopl



stopa. csopl



aramel.free.fr

**Main damage is  
caused by the  
adult beetle**



farm4.static.flickr.com



pbase.com

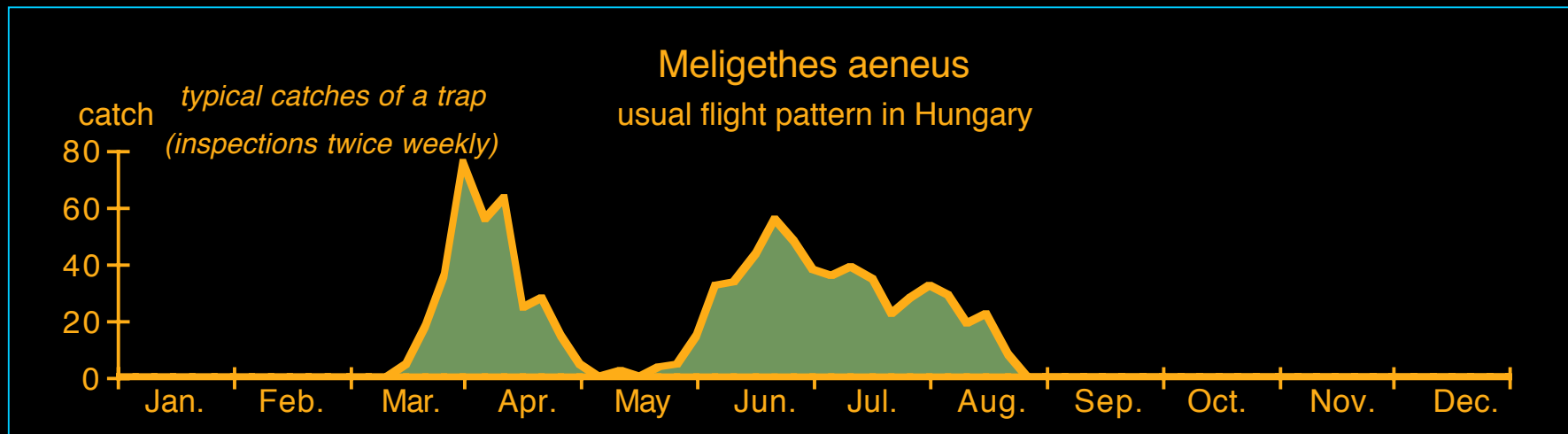
The attractant-baited VARb3z+ trap should be placed at soil level, held in place by a pole, or at the top level of the vegetation. Usual beginning of trapping in Hungary is beginning of March. If the objective is the early detection of overwintering beetles in the spring, it is advisable to set the trap in the weedy edge of the field where rape was grown the **PREVIOUS YEAR!** Here many beetles overwinter and their occurrence can be detected earlier and more sensitively! When the first beetles are caught in our trap, we can be sure that immigration to the rape field of the present year is starting!

Selectivity of the CSALOMON® trap (based on tests performed in Hungary): besides *M. aeneus*, the trap also catches other harmful *Meligethes* spp. like *M. coracinus*, *M. viridescens*, *M. picipes*, *M. nigrescens*, etc. Since the bait of the trap contains synthetic floral compounds, attraction of wild bees and bumblebees can be observed. Setting up the „bee-screen” (supplied with the VARb3z+ trap) in the proper way will „screen out” these beneficial insects from being captured.

Longevity of the CSALOMON® trap in field conditions: The VARb3z+ modified funnel trap contains the most potent visual and chemical attractant stimuli for *M. aeneus*. The bait does not lose from its activity for at least 3-4 weeks in the field, depending on environmental conditions. In order to ensure reliable monitoring, the bait should be replaced after this time period. For satisfactory performance insects caught should be killed in the catch container.

Using the traps one can determine early the first occurrence of overwintering beetles, and population changes during the flight can reliably be followed. According to experience the pollen beetle swarms in great numbers in sunny springs without much rain. After dry springs populations are generally smaller.[1]

[1] Jermy T, Balázs K. (eds.) *Handbook of Plant Protection Zoology (in Hung.)*. Akadémiai Kiadó, Budapest, 1990.



is a registered trademark of the Plant Protection Institute, MTA ATK, Budapest, Hungary.

To order / to inquire: MTA ATK Növényvédelmi Intézet (Plant Prot. Inst. MTA ATK) Budapest, Pf 102, H-1525, Hungary; phone. +(36-1)-391-8637, +(36)-30-9824999; fax +(36-1)-3918655; e-mail: <csalomon.orders@julia-nki.hu> or <h2371tot@ella.hu>; internet: <<http://www.julia-nki.hu/traps/>>.



Feeding pollen beetles

When using our KLP+, VARs+ or VARb3z+ trap designs it is **absolutely necessary** to kill insects getting into the trap. The most widespread insecticide used in pheromone traps worldwide is an anti-moth strip with dichlorvos (DDVP 15-20%) active ingredient. (This from 2010 is not permitted in some countries!)

Colleagues in Italy successfully used an anti-moth strip VAPE bought in Italian supermarkets. This strip is having transfluthrin as active ingredient.


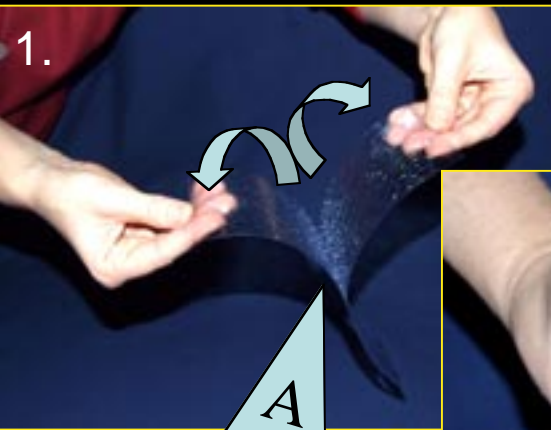
Another successful solution was to use pieces of dog collars (anti mite collars for pets) with diazinone (15%).

One can also spray the inside surface of the traps and catch containers (the largest surface possible) with sprayable household insecticides (permethrin, empethrin or deltamethrin active ingredients all found suitable), however, in this case one has to re-spray at weekly intervals.

For users who find the application of insecticides inconvenient for any reasons, as an alternative we supply our **cylindric sticky insert** (sent as a supplement to KLP+, VARs+ and VARb3z+ trap types).



## Assembling instructions for Cylindric sticky insert



1. Separate one sticky insert (A) from the pair of inserts!
- 2-4. Place the sticky insert into the holder ring (B), so that the **STICKY SIDE FACES INSIDE!**
5. Put the assembled cylindrical sticky insert into the catch container of the trap and assemble the trap as usual!

## THE APPLICATION OF THE "BUMBLEBEE-SCREEN"

*In cases when the floral bait attracts bees and bumblebees also (e.g. the *Meligethes* spp. trap), catch of these beneficial insects can be avoided with the application of the "bumblebee-screen" (part of the *Meligethes* spp. trap)!*



So it looks, when captured in the CSALOMON® VARb3z+ trap!

Foto: Jurkó V.



VARb3z+ trap

