

Built-in Appliances



Small appliances and vacuum cleaners



Bosch

Grand Union House
Old Wolverton Road
Wolverton
Milton Keynes MK12 5PT

Getting in contact with Bosch

Product advice, replacement spare parts and accessories (www.bosch-eshop.co.uk) or to arrange an engineer visit:

0844 892 8979



www.bosch-home.co.uk

UK Calls provided by a UK BT Landline will be charged at up to 3 pence per minute. A Call Set-Up Fee of up to 6 pence per call applies to calls from residential lines. Mobile and other providers' costs may vary. See www.bt.com/pricing for details.

This brochure is current as from the publication date and supersedes all previous brochures for these products. Every effort has been made to ensure the information in it is correct at the time of going to press. Due to a policy of continuous development, Bosch reserves the right to modify technical data without notice. All rights reserved. No part of this publication may be reproduced in any form or by any means without the prior written permission of BSH Home Appliances Ltd. All colour variations are due to the limitations of the printing process. This brochure is printed on environment-friendly chlorine-free bleached paper. 4/2010.

Freestanding Appliances

2010/2011

Freestanding Appliances 2010/2011



BOSCH
Invented for life



“It has always been an unbearable thought to me that someone could inspect one of my products and find it inferior in some way. For that reason I have consistently tried to produce products which can withstand the closest scrutiny – products which prove themselves to be superior in every respect.”

Robert Bosch 1861-1942



Which? the number one consumer organisation, has awarded Bosch the prestigious ‘Best Domestic Appliance Brand 2009’. Which? experts analysed test and survey results across the year and paid particular attention to those companies who have provided best value to their customers. Bosch have been awarded 33 Which? Best Buys so far across 7 categories including: washing machines, tumble dryers, ovens, dishwashers, refrigeration, vacuum cleaners and irons.

What Which? says:

The Bosch range consistently represents strong technical performance at affordable prices. Very good cotton wash cleaning and rinsing, easy to use, great cleaning and drying of dishes, oven cooked every cake perfectly, excellent ironing results, stunning vacuuming, brilliant at keeping small particles in, one of the quietest machines we’ve tested’. So thanks to Which? you can now put an award winner in your home.



reddot design award
winner 2009

With more than 12,000 submissions from more than 60 countries, the international red dot design award is the largest and most renowned design competition in the world. Bosch has won 26 red dot awards, look out for the above logo against the relevant award winners.



product design award

2009



The International Forum (iF) design awards are one of the most challenging design competitions in the world, and the iF product design award is recognised as a label for good design. Products entered are stringently evaluated for quality of design and materials, innovation, environmental sustainability, functionality, ergonomics, safety and longevity. Bosch has won more than 46 of them.

To help you choose the right Bosch appliance for your needs we have divided our appliances into four groups:

Logixx

Our premium range, with exceptional cutting-edge features and extras. Machines offer electronic controls, large LED displays and touch controls. The range includes whisper-quiet 8kg washing machines with a revolutionary new brushless motor, the world's most energy efficient tumble dryer, a dishwasher that can accommodate 14 place settings and refrigeration products with advanced food preservation technologies such as a SuperCool and MultiAirflow Cooling.

Exxcel

Mid-range models with a broad range of extra features and benefits. Large easy-to-use LED displays are common and selected products offer electronic controls. You will find an 8kg tumble dryer with ActiveSteam technology which practically eliminates the need for ironing, dishwashers that can wash up to 13 full place settings using as little as 7 litres of water, and refrigeration models that mean you never have to worry about defrosting your fridge or freezer again.

Avantixx

Added value models with a good selection of features at a good price. Offering simplified LED displays and manual controls. Look out for 6kg washing machines with convenient Reload function, 12 place setting dishwashers with an Auto 55-65°C programme and a handy half load option and exceptionally energy efficient refrigeration products including three A++ fridge freezers that use 45% less energy than an equivalent A-rated model.

Classixx

Simple practical models offering Bosch build quality and value for money. Straight-forward, brilliantly easy to use, and with the highest quality materials used throughout, our Classixx range of appliances offer great home laundry, dishwashing, refrigeration and cooking solutions on a budget, but without compromise.

Contents.

Home laundry	4 – 47
Dishwashers	48 – 71
Refrigeration	72 – 111
Cookers and microwaves	112 – 127
Bosch customer service	128

Technologies that not only improve our daily life, but our future as well.

Bosch is constantly guided by this principle, from environmentally-friendly production methods to researching new, energy-efficient technologies.

Our environmental pledge

We set ourselves very strict guidelines, and in the majority of cases these exceed statutory regulations. This environmentally friendly approach is adhered to throughout the entire design and manufacturing process. Wherever possible we use recyclable plastics, and label all plastic parts so they can be easily sorted and disposed of in an environmentally friendly manner. We make considerable energy savings through heat recovery and energy supplied on demand, and we avoid harmful emissions and effluents by using effective filtering and purification systems. You can rest assured that when we are developing new appliances we are both keeping pace with your demands and meeting our principles of protecting the environment.



The new symbol for sustainability and energy efficiency.

To differentiate our appliances and help you identify our most energy efficient models we have introduced a new 'Green technology inside' symbol. This symbol highlights products that feature groundbreaking technologies, which achieve maximum performance while being extraordinarily economical in their use of energy and natural resources.

The 'Green Technology inside symbol' symbolises our commitment to developing the most efficient home appliances and producing them according to our strict ecological guidelines.

Make the right environmental choice

Backed by groundbreaking technological innovations, Bosch develop some of the world's most economical and efficient home appliances.



Our ActiveWater dishwashers dramatically reduce both water and electricity consumption – using as little as 7 litres* of water and 0.96kWh electricity to wash 13 place settings, on a standard Eco 50°C programme. Compared to a staggering 50 litres of water if you washed-up the same load by hand.



Thanks to our new VarioPerfect™ wash system with EcoPerfect option, our washing machines use between 10 to 30%** less energy than the qualifying rate for energy efficiency class A. Our EcoLogixx 7 tumble dryer uses over 40% less energy than a standard A-rated dryer, and is the first tumble dryer in the world to consume less than 2kWh for a standard programme†.



Our refrigeration products are among the most economical in the world. Unlike your washing machine or dishwasher, your fridge or freezer is on 24 hours a day, so it is especially important that it does not waste energy. With the exception of wine coolers, every model in the Bosch range has been awarded at least an A energy rating. Over half have an A+ rating, using as much as 25% less energy than equivalent A-rated models, and six super-efficient models are A++ rated using up to 45% less energy than an equivalent A-rated model.

*Based on the standard Eco 50°C programme using our new AquaStar model.
 **30% more economical (only 0.13kWh/kg) than the qualifying rate (0.19kWh/kg) for energy efficiency class A.
 † As of September 2008.



Energy efficiency labelling scheme

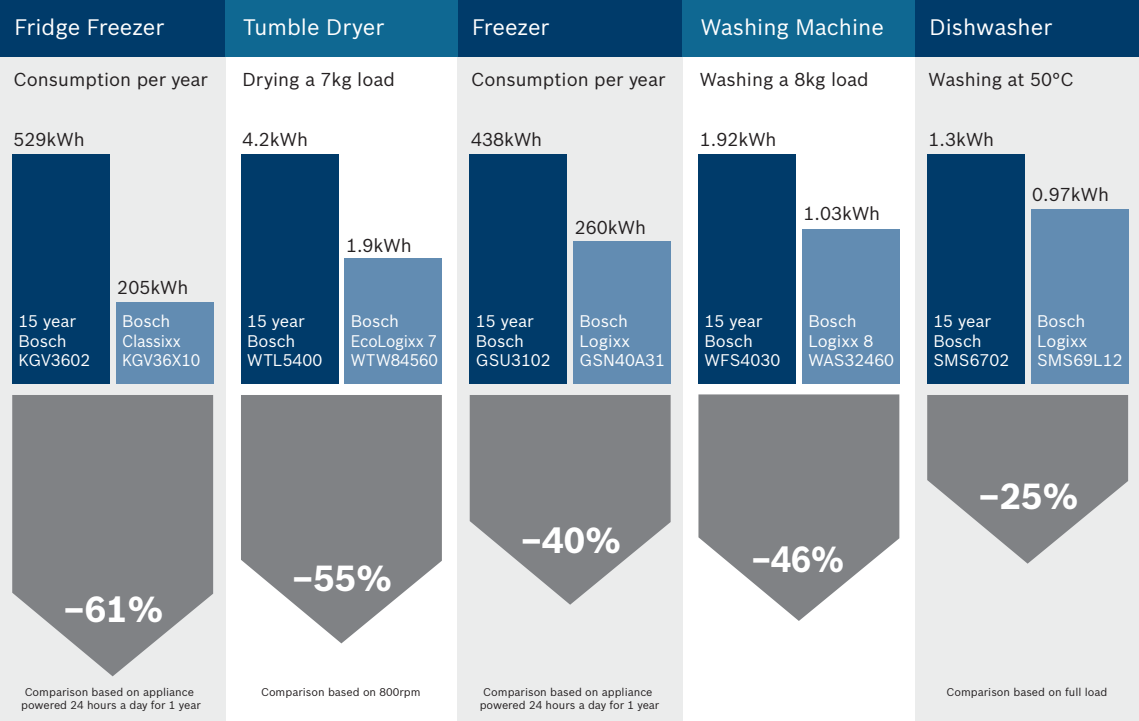
To help you choose the most energy efficient appliances, the EU has introduced an energy-rating scheme and all appliances must display an EU Energy Label. The most efficient rating is 'A' and the least efficient is 'G'. All Bosch washing machines and dishwashers have an A rating for wash performance, and all Bosch washing machines, dishwashers, fridges and freezers are rated A or better for energy efficiency.



Energy saving recommended

This Energy Saving Trust initiative is backed by the UK government. The logo is only found on products that have been carefully selected for their energy efficiency. Buy where you see the sign and help save energy, money and the environment.

Bosch appliances use less energy across all categories.





Home laundry.

Logixx

Our premium range, with exceptional cutting-edge features and extras. Like our whisper-quiet 8kg washing machines with revolutionary EcoSilence motor and Anti-Vibration Design. They also feature the new VarioPerfect wash system, saving up to 30% more energy or offering 60% faster wash times. You'll find the world's most energy efficient tumble dryer, and a washer dryer that can wash and dry a 4kg load in one go.



Exxcel

Mid-range models with a broad range of extra features and benefits. Including generous 7kg capacity washing machines with large easy-to-use LED displays. The new VarioPerfect wash system, saving up to 20% more energy or offering 60% faster wash times. And, our groundbreaking Exxcel 8 Steam dryer with ActiveSteam technology which practically eliminates the need for ironing.



Avantixx

Added value models with a good selection of features at a good price. Offering simplified LED displays and a wide range of programme options designed for today's lifestyle, like Mixed Load and Super Quick 15. Washing machines feature a convenient Reload function and the new VarioPerfect wash system, saving up to 10% more energy or offering 60% faster wash times.



Classixx

Simple practical models offering Bosch build quality and value for money. They still feature the new VarioPerfect wash system, saving up to 10% more energy or offering 60% faster wash times. There are tumble dryers with sensor electronics for efficient drying and a slimline washing machine for when space is at a premium.



Perfection just got better.

Bosch VarioPerfect™ washing machines let you decide whether you need your laundry quickly or more economically, giving you ultimate control over your time and money. And, as you would expect from Europe's No. 1 washing machine manufacturer, our machines also deliver perfect laundry every time.



Logixx 8 VarioPerfect™ highlights



EcoPerfect can save you up to 30% more on your electricity bill.

Our new VarioPerfect™ system gives you an EcoPerfect option, which uses up to 30%* less energy than the qualifying rate for energy efficiency class A.



SpeedPerfect gives you perfect washing up to 60% faster.

Our new VarioPerfect™ system gives you a VarioSpeed option, which reduces programme times by up to 60% – perfect for when speed is of the essence.



Outstanding performer.

Our EcoSilence Drive™ is an advanced motor offering maximum efficiency, economy, durability, performance and exceptionally quiet operation.



Whisper-quiet.

In addition to the new EcoSilence Drive™, we have also redesigned the structure of our washing machines. Our new AntiVibration Design™ reduces noise even further to give you a whisper-quiet machine.



Unique SoftSurge™ drum system.

Thanks to the asymmetric paddles, raindrop design drum surface, advanced water flow system and porthole design our machines deliver faster, better and gentler washing of your clothes.



Range of special programmes

Because every garment is different we have designed a whole range of individual care programmes to make sure you get the best results every time e.g. Sports Wash, Delicates Silk, Dark Wash.

*30% more economical (only 0.13kWh/kg) than the qualifying rate (0.19kWh/kg) for energy efficiency class A.



The best energy efficiency class is A. Another 30% better is Bosch.

Thanks to the new VarioPerfect™ system, the EcoPerfect option can save you up to 30%* more on your electricity bill. It can be combined with practically every programme for energy-efficient washing and perfect results.

*30% more economical (only 0.13kWh/kg) than the qualifying rate (0.19kWh/kg) for energy efficiency class A.





Select the EcoPerfect option and save up to 30% more energy.

With a full 8kg load, the Logixx 8 VarioPerfect™ is 30% more economical than the qualifying rate for energy efficiency class A. The EcoPerfect option can be combined with all programmes except Super Quick 15 and Wool. Making a difference to your pocket and the environment has never been so easy.

Reduced water and energy consumption thanks to sensor electronics.

The days of loading the washing machine to full capacity to save on electricity are over – thanks to our automatic load sensing system. It detects how much washing is in the drum and makes sure that just the right amount of water and energy is used. That way, even smaller quantities can be washed with maximum energy efficiency. So, for instance when you wash a 4kg load of laundry you only use the electricity and water required for 4kg, and not any more.

Our Logixx 8 VarioPerfect™ machines will even tell you when excess foam caused by detergent overdosing is detected.



EcoSilence Drive

1600



60% faster washing, 100% satisfaction.

Thanks to the new VarioPerfect™ system, SpeedPerfect gives you the fastest wash option ever. With no compromise on performance, it washes gently and thoroughly, giving you an A class wash in less than half the time.



Select the SpeedPerfect option and reduce wash times by up to 60%.


Depending on the programme selected you can reduce wash times by up to 60%. So, for example a 5kg load of cottons washed at 40°C in our new Logixx 8 VarioPerfect™ machine will take only 60 minutes. The SpeedPerfect option can be combined with all programmes except Super Quick 15 and Wool.



A rated wash performance.

As you expect from Europe's No. 1 washing machine manufacturer all our washing machines deliver an A rated wash performance.





EcoSilence Drive™

Developed by Bosch, this revolutionary brushless motor is quieter, faster, more energy-efficient, durable and powerful than all others before it. Utilising the same advanced technology used in efficient machines such as wind turbines the EcoSilence Drive™ achieves maximum power with minimum energy loss.

More efficiency

Thanks to its innovative design, the EcoSilence Drive™ is 35% more efficient than a standard motor.



More energy-efficient

The EcoSilence Drive™ uses up to 30% less energy than the qualifying rate for energy efficiency class A.



More time-saving

With its outstanding efficiency factor, the EcoSilence Drive™ takes less time to achieve peak performance.

Ssh...

Our new EcoSilence Drive™ makes the Logixx 8 VarioPerfect™ the fastest, most effective and energy-efficient Bosch washing machine ever. And combined with our new AntiVibration Design™ it's the quietest machine we've ever built too.

More durability

The design of the EcoSilence Drive™ means very low wear and tear and a long life expectancy.

Less noise

The EcoSilence Drive™ is a brushless motor, which means that high-frequency motor brush noise is eliminated. The drive is also fully encapsulated which prevents dirt from entering and creating noise.



AntiVibration Design™

We have redesigned the structure of our washing machines; the spiral design of the sidewalls increases stability and reduces vibrations. Improved sound insulation and low noise shock absorbers dampen noise further giving you a whisper-quiet machine.

We take the chore out of laundry.

As Europe's No. 1 washing machine manufacturer, you can rest assured that when it comes to laundry we've thought of everything.





Unique SoftSurge™ drum system

Gives better cleaning results, as well as providing greater protection for your washing. The asymmetric paddles and raindrop drum surface design provide power for those heavy-duty jobs, while being gentle on your clothes. The advanced Water Flow System distributes the water and detergents more efficiently throughout the wash, and reduces soaking time. Add to this the new moulding of the window glass that guides your laundry towards the centre of the drum, avoiding snagging of small items between the glass and the door seal, and you have the new state-of-the-art SoftSurge™ drum system; efficient, gentle and time saving.

Digital displays

All our Exxcel 7 and Logixx 8 VarioPerfect™ washing machines feature large displays that clearly show the wash progress, time remaining, spin speed and temperature selected.



Less creasing

With a drum size of up to 8kg, creasing is minimal even for large loads, as there is plenty of room for garments to move freely.



Reload

We've all done it – left a sock on the stairs, then realised it's too late because the wash cycle's started. Or perhaps you've put a red garment into a white wash by mistake. With our Logixx 8, Exxcel 7 and Avantixx 6 VarioPerfect™ machines, the problem's solved. The pause option allows you to open the door early in the cycle to add (or remove) the offending item.

Aqua Plus

A higher water level is used throughout the wash and rinse cycles of the chosen wash programme – for best rinsing results.



VarioPerfect™

Available on all Bosch washing machines, VarioPerfect™ lets you decide whether you need your laundry quickly or more economically. EcoPerfect saves an additional 20 or 30% more energy and with SpeedPerfect you have the option to wash your laundry up to 60% faster. And, as you would expect from Europe's No. 1 washing machine manufacturer our machines also deliver perfect laundry every time.

(See pages 8-11 for more details.)



Self-cleaning detergent drawer

The self-cleaning detergent drawer has smooth walls and jet-sprays in each corner that automatically flush the detergent chambers clean. So that there is no sludgy residue left in the drawer at the end of the wash.



MultiSafe

All Bosch washing machines are designed with safety in mind, from the highly pressure-resistant water supply hose and overflow prevention systems, to the electronic lock that prevents the porthole from being opened unintentionally mid-cycle.

Perfectly tailored to suit modern fabrics and lifestyles.

Because every garment is different we have designed a whole range of individual care programmes to make sure you get the best results every time.



Cottons

An intensive programme with a temperature range up to 90°C and a fast final spin.



Easy Care

Designed for synthetic fabrics, which absorb minimal moisture and dirt. A range of temperatures up to 60°C and a gentle spin from 800rpm to 1200rpm ensures maximum care of all your laundry.



Mixed Load

A fast wash that allows mixed fabrics and colour loads to be safely washed together. Originally designed with school uniforms in mind, it is capable of handling up to 3kg of washing, and is ideal for quick washes.



Delicates / Silk

An especially caring programme with a gentle wash action. Intermediate spinning in the rinse cycle is omitted, and a gentle final spin at 600 rpm completes this delicate programme.



Wool

An exceptionally gentle woollens handwash programme, which runs at only 27 rpm (usual speed 50 rpm) with a soft wash action and special spin phase that ensures that everything stays in good shape.



Dark Wash

Designed specifically for dark clothes, and available across a range of temperatures, this programme reduces fading, and ensures no flecks of washing powder remain on your clothes at the end of the wash.



Sportswear

A programme for modern sports clothes with sportswear microfibre technology like those used for gym, cycling or jogging.



Sensitive

By prolonging the maximum wash temperature, increasing the water level, and adding an extra rinse, this programme reduces exposure to allergens that irritate sensitive skin.



Super Quick 15

A short programme of approximately 15 minutes for 2kg of lightly soiled washing – that's roughly equivalent to one outfit or 10 men's shirts. Packing in a wash, two rinse cycles and improved rinse spinning, this is one of the shortest complete washing programmes of any machine on the market.

Freshen-up

This handy feature gives clothing the lightest of washes - particularly useful for freshening up stored clothes or eliminating the smell of cigarette smoke from lightly worn clothes.

Night wash

Designed to be quiet running for night use. Based on 4kg mixed load programme with an 800rpm final spin and using gentle dry mode.

Reduced ironing

The laundry is tumbled gently periodically during the normal programme spin cycle, and then again at the end of the spin phase, keeping laundry fluffy and tangle free. The result is reduced creasing, and therefore easier ironing.

Prewash

Thanks to VarioPerfect™ all our wash programmes are improved giving you the best possible wash performance. However, we appreciate that sometimes items are particularly dirty, which is why we have included a Prewash option on our Cottons and Easy Care programmes.





Logixx 8 VarioPerfect washing machine WAS32460GB white	
Performance	<ul style="list-style-type: none"> - A energy, A wash and A spin class - Energy efficiency class: A – 30%: 30% more efficient than energy class A - Energy 1.03 kwh - Water 56 litres - 8 kg washing capacity - Drum volume: 65 litres - Spin speed selection 1600 to 400 rpm - Noise level washing (dB): 52 - Noise level spinning (dB): 75
Key features	<ul style="list-style-type: none"> - VarioPerfect: speed or energy efficiency with perfect wash performance every time - EcoSilence Drive - AntiVibration Design: for more stability and quietness
Additional features	<ul style="list-style-type: none"> - Extra large drum with Soft Surge system - Reload facility - Overdosage indication - Safeguard monitoring system adjusts load distribution and programme settings to protect clothes - Noise insulation package - Child lock
Programmes	<ul style="list-style-type: none"> - Fully electronic control dial for all wash and special programmes - Special programmes: <ul style="list-style-type: none"> Dark Wash Sensitive Sports Wash Super Quick 15 Mixed Load Handwash/Wool Delicates/Silk - Touch control buttons: Start / Reload, Reduced Ironing option, Aqua Plus option for best rinsing results, EcoPerfect, SpeedPerfect
Design	<ul style="list-style-type: none"> - Large LED display for programme progress indication, temperature, spin speed, remaining time and 24 hour end time delay
Optional accessories	<ul style="list-style-type: none"> WMZ20430 Built-under kit WMZ2200 Floor securing component WMZ2380 Extension for cold water inlet/ Aquastop



	Logixx 8 VarioPerfect washing machine WAS28460GB white	Logixx 8 VarioPerfect washing machine WAS24460GB white
	Same specifications as WAS32460GB except:	Same specifications as WAS32460GB except:
Performance	<ul style="list-style-type: none"> - A energy, A wash and B spin class - Spin speed selection 1400 to 400 rpm - Noise level washing (dB): 57 - Noise level spinning (dB): 75 	<ul style="list-style-type: none"> - A energy, A wash and B spin class - Spin speed selection 1200 to 400 rpm - Noise level washing (dB): 52 - Noise level spinning (dB): 70



**Exxcel 7 VarioPerfect washing machine
WAE28469GB white**



Performance	<ul style="list-style-type: none"> - A energy, A wash and B spin class - Energy efficiency class: A – 20%: 20% more energy efficient than energy class A. - Energy 1.05 kwh - Water 47 litres - 7 kg washing capacity - Drum volume: 55 litres - Spin speed selection 1400 to 400 rpm - Noise level washing (dB): 57 - Noise level spinning (dB): 77
Key features	<ul style="list-style-type: none"> - VarioPerfect: speed or energy efficiency with perfect wash performance every time
Additional features	<ul style="list-style-type: none"> - 3D AquaSpa wash system with cascade for faster water penetration - Reload facility - Overdosage indication - Safeguard monitoring system adjusts load distribution and programme settings to protect clothes - Child lock
Programmes	<ul style="list-style-type: none"> - Fully electronic control dial for all wash and special programmes - Special programmes: <ul style="list-style-type: none"> Dark Wash Sensitive Sports Wear Super Quick 15 Mixed Load Handwash/Wool Delicates/Silk - Touch Control buttons: Start / Reload, Reduced Ironing option, Aqua Plus option for best rinsing results, EcoPerfect, SpeedPerfect, Spin Speed Reduction/Rinse Hold
Design	<ul style="list-style-type: none"> - Large LED display for programme progress indication, temperature, spin speed, remaining time and 24 hour end time delay
Optional accessories	<ul style="list-style-type: none"> WMZ2340 Built-under kit WMZ2200 Floor securing component WMZ2380 Extension for cold water inlet /Aquastop



Exxcel 7 VarioPerfect washing machine
WAE24469GB white
WAE244S0GB silver
WAE244B0UK black



Same specifications as WAS28469GB except:

Performance

- Spin speed selection 1200 to 400 rpm
- Noise level washing (dB): 59
- Noise level spinning (dB): 78

Optional accessories



WMZ2420 Built-under cover





Avantixx 6 VarioPerfect washing machine WAE28366GB white	
Performance	<ul style="list-style-type: none"> - A energy, A wash and B spin class - Energy efficiency class: A – 10%: 10% more energy efficient than energy class A - Energy 1.02 kwh - Water 45 litres - 6 kg washing capacity - Drum volume: 53 litres - Spin speed selection 1400 to 600 rpm - Noise level washing (dB): 57 - Noise level spinning (dB): 77
Key features	<ul style="list-style-type: none"> - VarioPerfect: speed or energy efficiency with perfect wash performance every time
Additional features	<ul style="list-style-type: none"> - AquaSpa wash system - Reload facility - Safeguard monitoring system adjusts load distribution and programme settings to protect clothes - Child lock
Programmes	<ul style="list-style-type: none"> - Fully electronic control dial for wash programmes, temperature and special programmes - Special programmes: Super Quick 15, Mixed Load, Delicates/Silk - Touch control buttons: Start / Reload, Reduced ironing option, Aqua Plus option for best rinsing results, EcoPerfect, SpeedPerfect, Spin Speed Reduction/Rinse Hold
Design	<ul style="list-style-type: none"> - LED display for programme progress indication, remaining time and 24 hour time delay
Optional accessories	WMZ2420 Built-under cover WMZ2200 Floor securing component WMZ2380 Extension for cold water inlet /Aquastop



Avantixx 6 VarioPerfect washing machine WAE24366GB white	
 	
Same specifications as WAE28366GB except:	
Performance	<ul style="list-style-type: none"> - Spin speed selection 1200 to 600 rpm - Noise level washing (dB): 59 - Noise level spinning (dB): 78



Classixx 6 VarioPerfect washing machine WAE28165GB white	
Performance	<ul style="list-style-type: none"> - A energy, A wash and B spin class - Energy efficiency class: A – 10%: 10% more energy efficient than energy class A - Energy 1.02 kwh - Water 45 litres - 6 kg washing capacity - Drum volume: 53 litres - Spin speed selection 1400 to 600 rpm - Noise level washing (dB): 57 - Noise level spinning (dB): 77
Key features	<ul style="list-style-type: none"> - VarioPerfect: speed or energy efficiency with perfect wash performance every time
Additional features	<ul style="list-style-type: none"> - AquaSpa wash system - LED indication of programme status - Safeguard monitoring system adjusts load distribution and programme settings to protect clothes
Programmes	<ul style="list-style-type: none"> - Fully electronic control dial for wash programmes, temperature and special programmes - Special programmes: <ul style="list-style-type: none"> Freshen Up Mixed Load Delicates/Silk - Touch control buttons: Start, Reduced Ironing option, Aqua Plus option for best rinsing results, EcoPerfect, SpeedPerfect, Spin Speed Reduction/Rinse Hold
Optional accessories	<ul style="list-style-type: none"> WMZ2420 Built-under cover WMZ2200 Floor securing component WMZ2380 Extension for cold water inlet /Aquastop



	Classixx 6 VarioPerfect washing machine WAE24165GB white	Classixx 6 VarioPerfect washing machine WLX24164GB white
	Same specifications as WAE28165GB except:	
Performance	<ul style="list-style-type: none"> – Spin speed selection 1200 to 600 rpm – Noise level washing (dB): 59 – Noise level spinning (dB): 78 	<ul style="list-style-type: none"> – A energy, A wash and B spin class – Energy efficiency class: A – 10%: 10% more energy efficient than energy class A – 4.5 kg washing capacity – Spin speed selection 1200 to 600 rpm – Noise level washing (dB): 58 – Noise level spinning (dB): 76
Key features		<ul style="list-style-type: none"> – All programme times shorter – Only 44cm deep
Additional features		<ul style="list-style-type: none"> – 3D AquaSpa wash system with cascade for faster water penetration – LED indication of programme status – Safeguard monitoring system adjusts load distribution and programme settings to protect clothes – End of cycle signal and LED indication
Programmes		<ul style="list-style-type: none"> – Special programmes: Cotton/Stains, Handwash/Wool, Mixed Load, Delicates – Touch control buttons: Wash Plus system for A–class wash performance, Prewash, Reduced Ironing option, Aqua Plus option for best rinsing results
Design		<ul style="list-style-type: none"> – Dimensions (H x W x D): 84.7 x 60 x 44 cm
Optional accessories		WMZ2410 Built-under cover WMZ2200 Floor securing component WMZ2380 Extension for cold water inlet /Aquastop

The EcoLogixx 7 uses 40% less energy. A world first.

Thanks to the innovative Automatic Self Cleaning System, the Bosch EcoLogixx 7 tumble dryer uses over 40% less energy than a standard A-rated dryer, and is the first tumble dryer in the world to consume less than 2kWh for a standard programme.*



*As of September 2008.



EcoLogixx 7 condenser dryer WTW84560GB white



Performance	<ul style="list-style-type: none"> – Energy efficiency class: A – 40%: 40% more efficient than energy class A – 7 kg capacity – Consumption of 7 kg cotton cupboard dry: 1400 rpm – 1.61 kwh – 106 min 1000 rpm – 1.9 kwh – 124 min – Noise level: drying (dB): 65
Key features	<ul style="list-style-type: none"> – ActiveAir technology – Heat pump – Self-cleaning condenser
Additional features	<ul style="list-style-type: none"> – Sensitive drying: stainless steel drum with textile care and revolution drying system – Anti crease cycle 120 min at the end of the programme – Drum interior light – Child lock
Programmes	<ul style="list-style-type: none"> – Fully electronic control dial for sensor drying, including timed and special programmes – Special programmes: Woollens, Mixed Load, Sportswear, Freshen Up – Touch control buttons: Start/Stop, Low Heat, Reduced Ironing, Menu, Change
Design	<ul style="list-style-type: none"> – LCD Display for special functions
Optional accessories	<ul style="list-style-type: none"> WTZ10290 Cover plate WTZ11300 Stacking kit with pull-out shelf WTZ11310 Connection set

We offer both condenser and vented dryers – what’s the difference?

Condenser dryers collect the condensed water vapour that occurs during the drying process in an easy-to-access container. As a result they do not require an external wall vent. Vented dryers exhaust the water vapour through a pipe at the back of the dryer, which must ventilate directly into the open air through an outside wall vent.



The 'Revolution' drying system

The new Bosch condenser dryers have an airflow system that combined with the unique drum and paddle action, creates an incredibly efficient and caring drying solution. The large drums (up to 8kg capacity) allow larger pieces of laundry to be dried quickly and evenly, and the unique textured drum surface ensures greater care of the most delicate fabrics by improving the airflow and keeping the laundry raised from the surface of the drum. Finally, the soft structure of the archimedic style paddles ensures a gentle three-dimensional distribution of the laundry, bringing the laundry forward as well as around the drum. The result is more even drying results, greater care of garments, and less creasing.



Sensor drying

Throughout the drying cycle advanced sensor electronics monitor your laundry, preventing overheating, and automatically stopping once your garments reach the desired level of dryness. Fibre damage caused by over-drying becomes a thing of the past, and there is no excess energy consumption.

Low heat

Bosch condenser dryers have an innovative low heat feature that protects temperature sensitive textiles by automatically reducing the heat in the final stage of drying, and extending the drying time. The EcoLogixx 7 condenser dryer goes a step further with its super-delicate drying feature which reduces the temperature of any programme by 10°C throughout the drying cycle, while also allowing for additional fine adjustment of drying level.



Super Quick 40 minute programme

A shorter programme of approximately 40 minutes for lighter loads of up to 2kg – roughly equivalent to ten business shirts – with sensor control to ensure great drying results.

Anti-crease cycle

Bosch dryers feature an anti-crease programme to reduce the burden of ironing. A gentle drum action automatically separates and smoothes your garments for up to 60 minutes on standard dryers, or 120 minutes for models with the reduced ironing option, to keep them wrinkle-free and ready-to-go.



Time delay


This option allows you to programme your tumble dryer to start between 0.5 and 24 hours after you set it. So you can time your laundry to be dry for when you get home, or take advantage of cheaper late-night electricity rates.

Warning indicators

No need to check the fluff filter or condenser water container. Indicators on the fascia panel will remind you when it's time to empty them.

Safety lock

The safety lock feature will prevent little fingers from interfering with the machine when it is functioning.



LC Display

The liquid crystal display on the EcoLogixx 7 and Exxcel Steam 8, keeps you in touch with the progress of your laundry. Select the end time and you will know precisely when your clothes will be ready. It also gives you the freedom to select additional options to enhance the drying process.

Say hello to the new steam dryer from Bosch And goodbye to 10 days of ironing a year!

The innovative Exxcel 8 Steam dryer from Bosch uses ActiveSteam technology to dry your laundry, which practically eliminates the need for ironing and gives you the option to refresh dry clean only garments.



Exxcel 8 Steam highlights



Crease-free laundry means more free time for you.

The average household spends over 10 days a year ironing. The new Exxcel 8 Steam uses ActiveSteam technology to dry your laundry, which practically eliminates the need for ironing. Shirts come out of the dryer crease-free and ready to go on the hanger.



Save yourself a trip to the dry cleaners.

The refresh option removes odours and reduces creasing, ideal for dry clean only items such as suits and jackets that have already been worn and just need freshening-up.



Fully automatic







The Exxcel 8 Steam is simplicity itself to use as all programmes are fully automatic. The machine automatically detects how damp the clothes are and adjusts the amount of steam generated for the best possible results. Sensors then continually monitor the progress of the laundry making adjustments where necessary.








Maximum care

The Exxcel 8 Steam with easy-iron and refresh modes: dries, removes creases and gets rid of odours from up to 8kg of clothes. The steam function can be used with dry or damp clothes giving you maximum flexibility. And, the combination of steam, our unique drum and paddle design and advanced sensors ensure the best possible care of your laundry.



Exxcel Steam 8 condenser dryer WTS84500GB white	
     	
Performance	<ul style="list-style-type: none"> - Energy efficiency class: B - Condenser drying with steam function - 8 kg capacity - Consumption of 8 kg cotton cupboard dry: 1400 rpm – 3.74 kwh – 105 min 1000 rpm – 4.49 kwh – 122 min - Noise level drying: (dB): 63
Key features	<ul style="list-style-type: none"> - Special programme with a steam function to reduce creasing - Special programme with steam to refresh both professional and leisure wear
Additional features	<ul style="list-style-type: none"> - Sensitive drying: large stainless steel drum with textile care and revolution drying system - Anti crease cycle 120 min at the end of the programme - Drum interior light - Child lock
Programmes	<ul style="list-style-type: none"> - Fully electronic control dial for sensor drying, including timed and special programmes - Special programmes: Woollens Mixed Load Sportswear Super Quick 40 Freshen Up - Touch control buttons: Start/Stop, Low Heat/Super Delicate, Reduced Ironing, Menu, Change
Design	<ul style="list-style-type: none"> - LCD Display for special functions
Optional accessories	<ul style="list-style-type: none"> WTZ10290 Cover plate WTZ11300 Stacking kit with pull-out shelf WTZ11310 Connection set WTZ1110 Condenser drainage kit



Exxcel 7 condenser dryer WTE8630BGB black	
	    
Performance	<ul style="list-style-type: none"> – Energy efficiency class: B – 7 kg capacity – Consumption of 7 kg cotton cupboard dry: 1400 rpm – 3.36 kwh – 89 min 1000 rpm – 3.92 kwh – 104 min – Noise level drying: (dB): 64
Key features	<ul style="list-style-type: none"> – Sensitive drying: large stainless steel drum with textile care and revolution drying system
Additional features	<ul style="list-style-type: none"> – Time delay and time remaining indicator – Anti crease cycle 120 min at the end of the programme
Programmes	<ul style="list-style-type: none"> – Fully electronic control dial for sensor drying, including timed and special programmes – Special programmes: Woollens Super Quick 40 Freshen Up – Touch control buttons: Start/Stop, Low Heat, Buzzer, Time Delay, Reduced Ironing
Design	<ul style="list-style-type: none"> – LED programme progress indicator, fluff filter and condensed water container full
Optional accessories	<p>WTZ10290 Cover plate WTZ1110 Condenser drainage kit WTZ11320 Connection set</p>



Avantixx 8 condenser dryer
WTE84306GB white
WTE843S0GB silver



Performance	<ul style="list-style-type: none"> – Energy efficiency class: B – 8 kg capacity – Consumption of 8 kg cotton cupboard dry: 1400 rpm – 3.74 kwh – 105 min 1000 rpm – 4.49 kwh – 122 min – Noise level drying (dB): 61
Key features	<ul style="list-style-type: none"> – Sensitive drying: large stainless steel drum with textile care and revolution drying system
Additional features	<ul style="list-style-type: none"> – Time delay and time remaining indicator – LED indication of programme status – Anti crease cycle 120 min at the end of the programme
Programmes	<ul style="list-style-type: none"> – Fully electronic control dial for sensor drying, including timed and special programmes – Special programmes: <ul style="list-style-type: none"> Woollens Mixed Load Sportswear Timed Programme 20 minutes warm Super Quick 40 Freshen Up – Touch control buttons: Start/Stop, Low Heat, Buzzer, Time Delay, Reduced Ironing
Optional accessories	<ul style="list-style-type: none"> WTZ10290 Cover plate WTZ11300 Stacking kit with pull-out shelf WTZ11310 Connection set WTZ1110 Condenser drainage kit







Classixx 7 condenser dryer
WTE84105GB white



Performance	<ul style="list-style-type: none"> – Energy efficiency class: B – 7 kg capacity – Consumption of 7 kg cotton cupboard dry: 1400 rpm – 3.36 kwh – 89 min 1000 rpm – 3.92 kwh – 104 min – Noise level drying: (dB): 65
Key features	<ul style="list-style-type: none"> – Sensitive drying: large galvanised drum with revolution drying system
Additional features	<ul style="list-style-type: none"> – LED indication of programme status – Anti crease cycle 60 min at the end of the programme
Programmes	<ul style="list-style-type: none"> – Fully electronic control dial for sensor drying, including timed and special programmes – Special programmes: Sportswear Timed Programme – 20 minutes warm Super Quick 40 – Touch control buttons: Start/Stop, Low Heat
Optional accessories	<ul style="list-style-type: none"> WTZ10290 Cover plate WTZ11300 Stacking kit with pull-out shelf WTZ11310 Connection set WTZ1110 Condenser drainage kit



Avantixx 8 vented dryer WTV74306UK white	
   	
Performance	<ul style="list-style-type: none"> - Energy efficiency class: C - 8 kg capacity - Consumption of 8 kg cotton cupboard dry: 1400 rpm – 3.5 kwh – 95 min 1000 rpm – 4.13 kwh – 118 min - Noise level drying: (dB) 65
Key features	<ul style="list-style-type: none"> - Sensitive drying: large stainless steel drum with textile care and revolution drying system
Additional features	<ul style="list-style-type: none"> - Anti crease cycle 60 min at the end of the programme - Fluff filter indicator
Programmes	<ul style="list-style-type: none"> - Fully electronic control dial for sensor drying, including timed and special programmes - Special programmes: Woollens Super Quick 40 Freshen Up - Touch control buttons: Start/Stop, Low Heat, Buzzer, Time Delay, Reduced Ironing
Design	<ul style="list-style-type: none"> - LED display with 24 hour time delay and remaining time
Optional accessories	WTZ10290 Cover plate WTZ11300 Stacking kit with pull-out shelf WTZ11310 Connection set WTZ1130 Vent hose


Classixx 7 vented dryer
WTV74105GB white


Performance	<ul style="list-style-type: none"> – Energy efficiency class: C – 7 kg capacity – Consumption of 7 kg cotton cupboard dry: 1400 rpm – 3.24 kwh – 86 min 1000 rpm – 3.92 kwh – 103 min – Noise level drying: (dB): 65
Key features	– Sensitive drying: large galvanised drum with revolution drying system
Additional features	<ul style="list-style-type: none"> – Anti crease cycle 60 min at the end of the programme – Fluff filter indicator
Programmes	<ul style="list-style-type: none"> – Fully electronic control dial for sensor drying, including timed and special programmes – Touch control buttons: Start/Stop, Low Heat
Optional accessories	WTZ10290 Cover plate WTZ11300 Stacking kit with pull-out shelf WTZ11310 Connection set WTZ1130 Vent hose

Half the water consumption. Twice the amount of laundry.

The new Logixx washer dryer from Bosch not only uses half the amount of water as a standard washer dryer, but it can also wash and dry almost twice the amount of laundry in one go.



Highlights of the new Bosch Logixx washer dryer



Half the water consumption.

The new Bosch Logixx washer dryer uses just 51 litres of water to wash and dry a 4kg load, compared to a standard washer dryer that uses more than twice as much. A standard washer dryer works by passing cold water over the drum, this condenses the steam in the damp clothes to water which is then pumped away. The new Logixx washer dryer features air condensation technology which is similar to that incorporated in our condenser tumble dryers, and uses air rather than water to dry your clothes.



Twice the amount of laundry.

The maximum drying capacity of a standard washer dryer is 2.5kg. The new Logixx can wash and dry up to 4kg of laundry in one go, which is equivalent to 18 shirts or 30 T-shirts. And if you're just using one of the wash programmes you can wash up to a hefty 7kg of laundry.



Save time and energy too.

We're continually striving to make our appliances the most environmentally friendly available. Not only does the new Logixx tumble dryer use only half the amount of water compared to a standard machine, but it's also much more energy efficient. And since you can wash and dry 4kg in one go, you'll have more time to get on with the more exciting things in life.



Easy to use

The self-cleaning condenser system automatically flushes away any lint or fluff so there is nothing for you to clean. It also means that the machine runs at maximum efficiency at all times and ensures its long-term reliability. The AutoDry function uses advanced sensors to monitor your laundry ensuring perfect drying results every time. And its large LED display and touch controls make operating the machine effortless.






Logixx 7 washer dryer
WVH28420GB white





Performance	<ul style="list-style-type: none"> - B energy, A wash and B spin class - Energy wash dry 5.67 kwh - Water wash and dry 57 litres - Capacity 7 kg washing, 3.5 kg drying - Drum volume 56 litres - Non-stop wash and dry programme 4 kg - Spin speed selection 1400 to 400 rpm - Noise level washing: (dB): 54 - Noise level spinning: (dB): 73
Key features	<ul style="list-style-type: none"> - AirCondensation technology: no water consumption dry during drying - Autodry function, time selection options
Additional features	<ul style="list-style-type: none"> - 3D AquaSpa wash system with cascade for faster water penetration - Reload facility - Load recommendation - Foam detection system - Safeguard monitoring system adjusts load distribution and programme settings to protect clothes - Child lock
Programmes	<ul style="list-style-type: none"> - Fully electronic control dial for all wash and special programmes - Special programmes: <ul style="list-style-type: none"> Power Wash 60 Mixed Load Super Quick 15 Delicates/Silk - Special drying programme: <ul style="list-style-type: none"> Fluff removal cycle - Buttons: Wash Plus system for A-class wash performance, Temperature Selection, Aqua Plus option for best rinsing results, Start Delay, Prewash, Drying Time, Reduced Ironing option, Spin Speed Reduction
Design	<ul style="list-style-type: none"> - Extra large display for programme progress indication, temperature, spin speed, remaining time and 24 hour end time delay



Exxel washer dryer WVD24520GB white WVD2452BGB black WVD245S3GB silver (not pictured)	
  	
Performance	<ul style="list-style-type: none"> - C energy, A wash and B spin class - Energy wash dry 4.56 kwh - Water wash and dry 106 litres - Capacity 5 kg washing, 2.5 kg drying - Drum volume 42 litres - Non-stop wash and dry programme 2.5 kg - Spin speed selection 1200 to 400 rpm - Noise level washing: (dB): 62 - Noise level spinning: (dB): 75
Key features	<ul style="list-style-type: none"> - Autodry function, time selection options
Additional features	<ul style="list-style-type: none"> - 3D AquaSpa wash system for faster water penetration - Foam detection system - Safeguard monitoring system adjusts load distribution and programme settings to protect clothes - Child lock
Programmes	<ul style="list-style-type: none"> - Fully electronic control dial for all wash and special programmes - Special programmes: <ul style="list-style-type: none"> Dark Wash Mixed Load Sensitive Sports Wash Super Quick 15 Handwash/Wool Delicates/Silk - Special drying programme: <ul style="list-style-type: none"> Low heat - Touch control buttons: Start, Rinse Plus, Wash Plus system for A-class wash performance, Reduced Ironing option, Prewash
Design	<ul style="list-style-type: none"> - LCD display with time remaining and time delay
Optional accessories	WMZ2420 Built-under cover



Avantixx washer dryer WVD24460GB white	
	 
Performance	<ul style="list-style-type: none"> - C energy, A wash and B spin class - Wash and dry 4.56 kwh - Water wash and dry 106 litres - Capacity: 5 kg washing, 2.5 kg drying - Spin speed selection 1200 to 400 rpm - Drum volume: 42 litres - Non-stop wash and dry programme 2.5 kg - Noise level washing: 62dB - Noise level spinning: 75dB
Key features	<ul style="list-style-type: none"> - Autodry function, time selection options
Additional features	<ul style="list-style-type: none"> - 3D AquaSpa wash system for faster water penetration - Foam detection system - Safeguard monitoring system adjusts load distribution and programme settings to protect clothes - Low heat drying - Child lock
Programmes	<ul style="list-style-type: none"> - Fully electronic control dial for all wash and special programmes - Special programmes: <ul style="list-style-type: none"> Dark Wash Mixed Load Sensitive Sports Wash Super Quick 15 Handwash/Wool Delicates/Silk - Touch control buttons: Start, Rinse Plus, Wash Plus system for A-class wash performance, Prewash, Night Wash
Design	<ul style="list-style-type: none"> - Display for recommended load, child lock, over dosage, drying time, 24 hr start time delay, remaining time, autodry, programme process indication, temperature, spin speed
Optional accessories	WMZ2420 Built-under cover

Complete ironing solutions.

Whether you need to handle a couple of shirts or a week's worth of family washing Bosch has the perfect iron for you: from super-fast steam stations, to traditional steam irons. For a brochure of our complete range of irons and small appliances please call 0844 892 9023.

Advanced Steam System

This feature gives you better steam distribution and an overall 60% bigger contact area between steam and fabric*, which means you'll spend less time removing creases.



Steam output

Features range from water spray and vertical shot of steam, to continuous steam output of up to 40 g/min so you can cope with anything from crease removal to freshening hanging items such as curtains and jackets. All irons have variable steam, giving you complete control.



Soleplates

Bosch irons have superb glide and scratch resistance for ease of use, whichever model you buy. The Inox Glissée soleplate is a specially coated stainless steel. The Palladium Glissée is an easy glide ceramic soleplate.



Anti-calc system

The built-in resin filter in the water tank automatically reduces water hardness and prevents the build up of limescale, increasing your iron's life. Even in a relatively hard water area you can use it straight from the tap.



Drip-stop system

Automatically shuts off the water supply to the soleplate until the iron is hot enough to produce steam, avoiding accidental drips onto your clothes whilst ironing.



Auto shut off

A built in safety system for complete peace of mind. Auto shut-off switches the iron off after 30 seconds if it is left face down, or after 8 minutes if left standing – so it doesn't matter if you get called away or forget to switch it off.



*TDA56 compared to TDA8 soleplate design.

NB: Not all models have every feature – refer to individual specifications for full details.

Steam generators.

The Bosch Professional steam generators offer top of the range features to help you speed through your pile of ironing. They all offer a continuous refill system, super fast heat up, high steam outputs and premium soleplates. Not only will your clothes receive a professional finish, the steam generators look fantastic too.



TDS2569GB – PROFESSIONAL POWER
The most powerful steam generator in the world.

2800 watts	120g Steam	800ml capacity
----------------------	----------------------	--------------------------



TDS2556GB – PREMIER PLUS
An excellent Bosch steam generator – fully featured.

2400 watts	120g Steam	1 litre capacity
----------------------	----------------------	----------------------------



TDS2511GB – PROFESSIONAL PLUS
Newly improved Bosch steam generator.

2400 watts	110g Steam	800ml capacity
----------------------	----------------------	--------------------------



TDS2561GB – PROFESSIONAL
Another first class Bosch steam generator.

2400 watts	110g Steam	800ml capacity
----------------------	----------------------	--------------------------



TDS2551GB – PREMIER
A great Bosch steam generator – fast and easy.

2400 watts	100g Steam	1 litre capacity
----------------------	----------------------	----------------------------

Steam irons.

Every model in the Sensixx range has all the features you would expect in a top-of-the-range iron, so you can cope with anything from crease removal to freshening hanging items such as curtains or jackets, or even seating pleats. All irons have variable steam too – giving you complete control of steam output for the task in hand.



TDA7640GB – PREMIER POWER

The most powerful irons in the world*. This iron is exceptionally quick and easy to use. With an amazing 180g/min shot of steam to eliminate the most difficult creases. It also comes with back filling for extra ease of use.



TDA7635GB – PREMIER PROTECT

The only family of irons with two soleplates†. Everything you could ever need in an iron – powerful for quick heat up and 150g/min shot of steam to banish even the most stubborn creases. It also has auto shut-off and is back filling for extra ease of use.



TDA5640GB – PROTECT II

The only family of irons with two soleplates†. This iron has a special clip on protect soleplate cover which means that you need never worry about shiny patches on your dark clothes again.



TDA5630GB – ECO

The energy saving iron. This iron saves energy thanks to its Eco setting which allows you to choose the most efficient setting for your ironing needs. It also has auto shut-off for further energy saving and safety for complete peace of mind.



TDA5620GB – POWER II

The most powerful irons in the world*. This iron has an incredible 2750W of power which means an extra quick heat up time and optimum steam output. Speed through your ironing with this agile iron.



TDA5610GB – ALL STAR II

A fantastic all round iron. This iron has all the features you would expect from a Bosch iron including great steam output, drip stop and an anti-calc system.

*TDA7640GB and TDA5620GB only.

†TDA7635GB and TDA5640GB only.

Washing machine specifications

WASHING MACHINES												
	Logixx			Exxcel				Avantixx		Classixx		
MODEL	WAS32460GB	WAS28460GB	WAS24460GB	WAE28469GB	WAE24469GB	WAE24480UK	WAE24450GB	WAE28366GB	WAE24366GB	WAE28165GB	WAE24165GB	WLX24164GB
	P18	P19	P19	P20	P21	P21	P21	P22	P23	P24	P24	P25
PERFORMANCE												
Energy efficiency class	A	A	A	A	A	A	A	A	A	A	A	A
Energy consumption (kWh)	1.03	1.03	1.03	1.05	1.05	1.05	1.05	1.02	1.02	1.02	1.02	0.76
Washing performance class	A	A	A	A	A	A	A	A	A	A	A	A
Energy information (better than A)	-30%	-30%	-30%	-20%	-20%	-20%	-20%	-10%	-10%	-10%	-10%	-10%
Spin drying performance class	A	B	B	B	B	B	B	B	B	B	B	B
Maximum spin speed (rpm)	1600	1400	1200	1400	1200	1200	1200	1400	1200	1400	1200	1200
Capacity cotton (Kg)	8.0	8.0	8.0	7.0	7.0	7.0	7.0	6.0	6.0	6.0	6.0	4.5
Drum volume (l)	65	65	65	55	55	55	55	53	53	53	53	35
Water consumption (l)	56	56	56	47	47	47	47	45	45	45	45	40
Noise level washing (dB)	52	57	52	57	59	59	59	57	59	57	59	58
Noise level spinning (dB)	75	75	70	77	78	78	78	77	78	77	78	76
Total annual water consumption (l)	11200	11200	11200	9400	9400	9400	9400	9000	9000	9000	9000	8000
Total annual energy consumption (kWh)	206	206	206	210	210	210	210	204	204	204	204	152
Moisture content % on dry load after max. spin	44	50	53	50	53	53	53	50	53	50	53	53
Average washing time cotton 60°CEN 60456 (full load) (min)	205	205	205	188	188	188	188	169	169	169	169	135
KEY FEATURES												
VarioPerfect	●	●	●	●	●	●	●	●	●	●	●	●
EcoSilence Drive	●	●	●	●	●	●	●	●	●	●	●	●
AntiVibration Design	●	●	●	●	●	●	●	●	●	●	●	●
ADDITIONAL FEATURES												
SoftSurge drum	●	●	●	●	●	●	●	●	●	●	●	●
Reload facility	●	●	●	●	●	●	●	●	●	●	●	●
Time delay	●	●	●	●	●	●	●	●	●	●	No delay	No delay
Start delay time max (h)	24	24	24	24	24	24	24	24	24	24	No delay	No delay
Overdosage indication	●	●	●	●	●	●	●	●	●	●	●	●
Foam detection system	●	●	●	●	●	●	●	●	●	●	●	●
Safeguard monitoring system	●	●	●	●	●	●	●	●	●	●	●	●
Noise insulation	●	●	●	●	●	●	●	●	●	●	●	●
Child lock	●	●	●	●	●	●	●	●	●	●	●	●
Water protection system	Multiple Water Protection	Multiple Water Protection	Multiple Water Protection	Multiple Water Protection	Multiple Water Protection	Multiple Water Protection	Multiple Water Protection	Multiple Water Protection	Multiple Water Protection	Multiple Water Protection	Multiple Water Protection	Multiple Water Protection
PROGRAMMES												
Standard Programmes												
Cottons	●	●	●	●	●	●	●	●	●	●	●	●
Easy-care programme	●	●	●	●	●	●	●	●	●	●	●	●
Wool programme	●	●	●	●	●	●	●	●	●	●	●	●
Delicates / Silk	●	●	●	●	●	●	●	●	●	●	●	●
Rinse	●	●	●	●	●	●	●	●	●	●	●	●
Spin	●	●	●	●	●	●	●	●	●	●	●	●
Empty	●	●	●	●	●	●	●	●	●	●	●	●
Specialist Programmes												
Super Quick 15	●	●	●	●	●	●	●	●	●	●	●	●
Sportswear	●	●	●	●	●	●	●	●	●	●	●	●
Sensitive	●	●	●	●	●	●	●	●	●	●	●	●
Dark Wash	●	●	●	●	●	●	●	●	●	●	●	●
Mixed Load	●	●	●	●	●	●	●	●	●	●	●	●
Freshen Up	●	●	●	●	●	●	●	●	●	●	●	●
Options												
Eco Perfect	●	●	●	●	●	●	●	●	●	●	●	●
Speed Perfect	●	●	●	●	●	●	●	●	●	●	●	●
Wash Plus												
Reduced Ironing	●	●	●	●	●	●	●	●	●	●	●	●
Aqua Plus/Rinse Plus	●/-	●/-	●/-	●/-	●/-	●/-	●/-	●/-	●/-	●/-	●/-	●/-
Pre wash	cottons/easy care	cottons/easy care	cottons/easy care	cottons/easy care	cottons/easy care	cottons/easy care	cottons/easy care	cottons	cottons	cottons	cottons	●
Variable Temperature	●	●	●	●	●	●	●	●	●	●	●	●
Variable Spin	●	●	●	●	●	●	●	●	●	●	●	●
Spin speed reduction	●	●	●	●	●	●	●	●	●	●	●	●
Express Wash	●	●	●	●	●	●	●	●	●	●	●	●
DESIGN												
Display	LED	LED	LED	LED	LED	LED	LED	LED	LED	LED	LED	LED
Cabinet Colour	white	white	white	white	white	black	silver	white	white	white	white	white
Door Colour	white	white	white	white	white	silver	silver	white	white	white	white	white
Door Opening	165°	165°	165°	180°	180°	180°	180°	180°	180°	180°	180°	180°
Door Hinge	left	left	left	left	left	left	left	left	left	left	left	left
Dimensions (HxWxD) (exc door) (cm)	84.2x60x59	84.2x60x59	84.2x60x59	84.7x60x59	84.7x60x59	84.7x60x59	84.7x60x59	84.7x60x59	84.7x60x59	84.7x60x59	84.7x60x59	84.7x60x44
Can be built under	●	●	●	●	●	●	●	●	●	●	●	●
Removable Top	●	●	●	●	●	●	●	●	●	●	●	●
Gross weight (kg)	77.4	77.4	78	73	82	70	82	82	82	72	72	65
TECHNICAL DATA												
Connection Rating	2300	2300	2300	2300	2300	2300	2300	2300	2300	2300	2300	2300
Current	13 A	13 A	13 A	13 A	13 A	13 A	13 A	13 A	13 A	13 A	13 A	13 A
Voltage	220-240	220-240	220-240	220-240	220-240	220-240	220-240	220-240	220-240	220-240	220-240	220-240
OPTIONAL ACCESSORIES												
Floor fixing kit	WMZ2200	WMZ2200	WMZ2200	WMZ2200	WMZ2200	WMZ2200	WMZ2200	WMZ2200	WMZ2200	WMZ2200	WMZ2200	WMZ2200
Extension to water inlet	WMZ2380	WMZ2380	WMZ2380	WMZ2380	WMZ2380	WMZ2380	WMZ2380	WMZ2380	WMZ2380	WMZ2380	WMZ2380	WMZ2380
Build under cover	WMZ20430	WMZ20430	WMZ20430	WMZ2340	WMZ2420	WMZ2420	WMZ2420	WMZ2420	WMZ2420	WMZ2420	WMZ2420	WMZ2410

Water pressure required: 1-10 bars, flow rate 8 litres per minute.

Bosch does not recommend connecting your washing machine to an artificial water softening unit since this could adversely affect the performance of the washing machine. All models comply with COMMISSION REGULATION (EC) No 1275/2008 with regard to ecodesign requirements for standby and off mode electric power consumption.

Data in this table valid as of April 2010. Subject to modification without prior notice.

Tumble dryers and washer dryer specifications

WASHER DRYERS					
	Logixx	Exxcel			Avantixx
MODEL	WVH 28420GB	WVD 24520GB	WVD 2452BGB	WVD 245S3GB	WVD 24460GB
Featured on page	P40	P41	P41	P41	P42
PERFORMANCE					
Energy efficiency class	B	C	C	C	C
Energy consumption (wash and dry of full wash load) (kWh)	5.67	4.56	4.56	4.56	4.56
Energy consumption (wash only) (kWh)	1.19	0.90	0.90	0.90	0.90
Washing performance class	A	A	A	A	A
Drying class	B	B	B	B	B
Maximum spin speed (rpm)	1400	1200	1200	1200	1200
Capacity cotton (Kg) washing	7.0	5.0	5.0	5.0	5.0
Capacity cotton (Kg) drying	4.0	2.5	2.5	2.5	2.5
Water consumption (wash and dry full wash load) (l)	57	106	106	106	106
Noise level washing (dB)	54	62	62	62	62
Noise level spinning (dB)	73	75	75	75	75
Noise level drying dB	62	60	60	60	60
Total annual water consumption (washing and drying 200 full loads) (l)	11400	21200	21200	21200	21200
Total annual energy consumption (washing and drying 200 full loads) (kWh)	1134	912	912	912	912
Total annual water consumption (washing only 200 full loads) (l)	10200	9000	9000	9000	9000
Total annual energy consumption (washing only 200 full loads) (kWh)	238	180	180	180	180
Average washing time cotton 60°C EN 60456 (full load) (min)	418	352	352	352	352
KEY FEATURES					
AirCondensation Technology	●				
Autodry function	●	●	●	●	●
Self cleaning condenser	●				
ADDITIONAL FEATURES					
SoftSurge drum	●				
Reload facility	●				
Time delay	●	●	●	●	●
Start delay time max (h)	24	24	24	24	24
Overdosage indication	●	●	●	●	●
Foam detection system	●	●	●	●	●
Safeguard monitoring system	●	●	●	●	●
Noise insulation	●				
Child lock	●	●	●	●	●
Water protection system	aquasecure	multiple water protection	multiple water protection	multiple water protection	multiple water protection
PROGRAMMES					
Standard Programmes					
Cottons	●	●	●	●	●
Easy-care programme	●	●	●	●	●
Wool programme	●	●	●	●	●
Delicates / Silk	●	●	●	●	●
Intensive Dry	●	●	●	●	●
Gentle Dry	●	●	●	●	●
Rinse	●	●	●	●	●
Spin	●	●	●	●	●
Empty	●	●	●	●	●
Specialist Programmes					
Super Quick 15	●	●	●	●	●
Powerwash 60	●				
Night Wash					●
Sportswear		●	●	●	●
Sensitive	●	●	●	●	●
Dark Wash		●	●	●	●
Mixed Load	●	●	●	●	●
Freshen Up					●
Fluff Removal Programme	●				
Options					
Eco Perfect					
Speed Perfect					
Wash Plus	●	●	●	●	●
Reduced Ironing	●	●	●	●	●
Aqua Plus/Rinse Plus	●/●	-/●	-/●	-/●	-/●
Pre wash	●	●	●	●	●
Variable Temperature	●	●	●	●	●
Variable Spin	●	●	●	●	●
Spin speed reduction					
Express Wash	●	●	●	●	●
DESIGN					
Display	LED	LCD	LCD	LCD	LED
Cabinet colour	white	white	Black	silver	white
Door colour	silver	white	chrome	silver	white
Door opening	165°	180°	180°	180°	180°
Door hinge	left	left	left	left	left
Dimensions of the product (cm) (exc door)	84 x 60 x 59	86 x 60 x 56	86 x 60 x 56	86 x 60 x 56	86 x 60 x 56
Can be built under	Build-under	Build-under	Build-under	Build-under	Build-under
Removable top		●	●	●	●
Gross weight (kg)	88	78	78	77	77
TECHNICAL DATA					
Connection rating (W)	2200	2200	2200	2200	2200
Current (A)	10	13	13	13	10
Voltage (V)	220-240	230	230	230	230
OPTIONAL ACCESSORIES					
Build under cover		WMZ2420	WMZ2420	WMZ2420	WMZ2420

CONDENSER DRYERS						VENTED DRYERS		
	Eco Logixx	Exxcel		Avantixx		Classixx	Advantixx	Classixx
MODEL	WTW 84560GB	WTS 84500GB	WTE 8630BGB	WTE 84306GB	WTE 84350GB	WTE 84105GB	WTV 74306UK	WTV 74105GB
Featured on page	P27	P32	P33	P34	P34	P35	P36	P37
PERFORMANCE								
Energy efficiency class	A	B	B	B	B	B	C	C
Energy information (better than A)	-40%							
Energy consumption kWh cotton cupboard dry (1000rpm spinning)	1.9	4.5	3.9	4.5	4.5	3.9	4.1	3.9
Energy consumption kWh cotton cupboard dry 50% moisture (1400rpm spinning)	1.6	3.7	3.4	3.7	3.7	3.4	3.5	3.2
Average drying time cotton cupboard dry 50% moisture (1000rpm spinning) (min)	124	122	104	122	122	104	118	103
Energy consumption kWh cotton iron dry 50% moisture (1400rpm spinning)	1.1	2.2	2.4	2.2	2.2	2.4	2.4	2.0
Capacity cotton (Kg)	7	8	7	8	8	7	8	7
Noise level (dB)	65	63	64	61	61	65	65	65
Total annual energy consumption (kWh)	124	262	264	262	262	264	243	249
Average drying time cotton cupboard dry 50% moisture (1400rpm spinning) (min)	106	105	89	105	105	89	95	86
Average drying time cotton iron dry 50% moisture (1400rpm spin speed) (min)	73	83	69	83	83	69	67	57
KEY FEATURES								
ActiveAir Technology	●							
Heat pump	●							
Self Cleaning Condenser	●							
Steam function for steam drying and refreshing		●						
Sensor Drying with revolution drying system	●	●	●	●	●	●	●	●
ADDITIONAL FEATURES								
Drum with soft paddles	●	●	●	●	●	●	●	●
Drum interior light	●	●						
Time delay	●	●	●	●	●		●	
Start delay time max (h)	24	24	24	24	24		24	
Anti crease cycle	120	120	120	120	120	60	60	60
Blocked filter indication	●	●	●	●	●	●	●	●
Water container full indicator	●	●	●	●	●	●		
Child lock	●	●						
PROGRAMMES								
Standard Programmes								
Cottons	●	●	●	●	●	●	●	●
Easy-care	●	●	●	●	●	●	●	●
Wool Finish	●	●	●	●	●	●	●	●
Super Quick 40	●	●	●	●	●	●	●	●
Sportswear	●	●	●	●	●	●		
Timed Programmes	●	●				●	●	●
Mixed Load	●	●	●	●	●			
Freshen Up	●						●	●
Options								
Buzzer	●	●	●	●	●		●	
Low heat option	●	●	●	●	●	●	●	●
Reduced ironing	●	●	●	●	●		●	
DESIGN								
Display	LCD	LCD	LCD	LCD	LCD		LCD	
Drum volume (l)	112	112	112	112	112	112	112	112
Drum material	Stainless steel	Stainless steel	Stainless steel	Stainless steel	Stainless steel	Galvanised	Stainless steel	Galvanised
Cabinet colour	white	white	black	white	silver	white	white	white
Door colour	white	white	glass silver door trim	white	silver	white	white	white
Door opening	160°	160°	160°	160°	160°	160°	160°	160°
Door hinge	right	right	right	right	right	right	right	right
Dimensions (HxWxD) (exc door)	84.2(H) 59.8(W) 62.5(D)	84.2(H) 59.8(W) 62.5(D)	84.2(H) 59.8(W) 62.5(D)	84.2(H) 59.8(W) 62.5(D)	84.2(H) 59.8(W) 62.5(D)	84.2(H) 59.8(W) 62.5(D)	84.2(H) 59.8(W) 62.5(D)	84.2(H) 59.8(W) 62.5(D)
Can be built under	Build-under	Build-under	Build-under	Build-under	Build-under	Build-under	Build-under	Build-under
Removable top	●	●	●	●	●	●	●	●
Gross weight (kg)	56	46	46	46	46	46	42	38
TECHNICAL DATA								
Connection rating (W)	1500	2600	2600	2600	2600	2600	2600	2600
Current (A)	10	13	13	13	13	13	13	13
Voltage (V)	220-240	220-240	220-240	220-240	220-240	220-240	220-240	220-240
OPTIONAL ACCESSORIES								
Build under cover	WTZ10290	WTZ10290	WTZ10290	WTZ10290	WTZ10290	WTZ10290	WTZ10290	WTZ10290
Condenser drainage kit		WTZ1110	WTZ1110	WTZ1110	WTZ1110	WTZ1110		
Stacking kit	WTZ11310	WTZ11310	WTZ11320	WTZ11310	WTZ11310	WTZ11310	WTZ11310	WTZ11310
Stacking kit with pull out shelf	WTZ11300	WTZ11300	-	WTZ11300	WTZ11300	WTZ11300	WTZ11300	WTZ11300
Vent Hose							WTZ1130	WTZ1130



Dishwashers.

Logixx ActiveWater

Our premium range, with exceptional cutting-edge features and extras. Featuring ActiveWater technology, heat exchanger drying, 3 automatic wash programmes, and the unique VarioDrawer, which allows up to 14 place settings to be accommodated.



Exxcel ActiveWater

Mid-range models with a broad range of extra features and benefits. They offer greater capacity; up to 13 place settings, use less water, are quieter, and boast more features than our value models. In fact, our AquaStar model is a record breaker, using just 7 litres of water and only 0.96kWh of electricity.



Avantixx

Added value models with a good selection of features at a good price. They boast more features than the Classixx models such as an Auto 55–65°C programme, additional options, 2-stage Rackmatic™ basket system and can accommodate up to 12 place settings.



Classixx

Simple, practical models offering Bosch build quality and value for money. They still feature the triple-A rated performance that comes with all our dishwashers, and a host of useful features, including a large item spray head and the 29-minute quick-wash programme.



The first dishwasher for people who have no room for one.

Our new range of ActiveWater compact dishwashers put an end to dishwashing by hand, no matter how small your kitchen is.



Compact and bijou

Designed especially for small kitchens and households, they are ideal when there isn't space for a full-size dishwasher or if you need an additional overflow dishwasher. They are also a great option for offices and holiday homes. Their compact dimensions make them extremely practical. Not much bigger than a microwave, they can sit on a worktop or shelf and their good looks will enhance any kitchen design. Available in five colours – white, red, yellow, silver inox and black – there's something for everyone. Perfect for everyday use, they help to keep the kitchen clean and tidy, with dirty dishes out of sight and out of mind.



Compact and efficient

The new Bosch ActiveWater compact dishwashers are the first compact dishwashers on the market to be awarded an A-rating for energy efficiency. And thanks to our ActiveWater technology they are amongst the most economical in the world, using every drop of water to maximum effect. In fact, they are far more energy efficient than washing-up by hand, using as little as 7 litres of water for a full load compared to 24 litres for washing up the same load by hand.



Compact yet spacious

Their cleverly designed interior allows room for 6 place settings (51 items). They feature 5 programmes including a 29 minute Quick Wash. And as you would expect from Bosch, the new ActiveWater compact dishwashers are rated A for wash performance.



ActiveWater technology uses just 7 litres* of water.

ActiveWater technology from Bosch is a revolutionary new dishwashing system that uses as little as 7 litres* of water whilst still delivering a triple A rating for wash performance, drying and energy efficiency. When it comes to making the right choice for the environment it has to be a Bosch.



*Based on the standard Eco 50°C programme using our new AquaStar model.

ActiveWater

ActiveWater technology

ActiveWater technology from Bosch is a revolutionary new dishwashing system that gets the maximum use out of each and every drop of water. This incredible increase in efficiency has been achieved through maximising water efficiency in the rinse cycles, faster heating-up, targeted water circulation and improved pump performance meaning that the new ActiveWater dishwashers use less water, less energy but with increased performance.



Look out for this new Bosch energy efficiency symbol as it is there to help you identify our most energy efficient models. You will see it next to our AquaStar and Logixx models with VarioDrawer.

Less water

Our new AquaStar dishwasher uses only 7 litres* of water to wash 13 place settings on a standard Eco 50°C programme. And, if you select the Auto 45°C–65°C water consumption can be as low as 6 litres, compared to a staggering 50 litres of water if you washed-up the same load by hand. But our new ActiveWater technology isn't restricted to just one model, there are five 60cm ActiveWater dishwashers to choose from and six compact models.

Less energy

Our new ActiveWater dishwashers not only save water but they lead the way on energy consumption too. Our AquaStar model uses just 0.96kWh on a standard 50°C Eco programme which is 25% less energy than an equivalent Bosch dishwasher of 15 years ago. Our ActiveWater compact dishwasher is a mere 45cm high, it uses only 0.63kWh of electricity per standard cycle and just 7 litres* of water. Now every household can not only save money but actively protect the environment too.

More performance

ActiveWater technology not only saves water and energy but also increases the performance of the machine with the faster heating-up times, optimum water circulation and improved pump performance. All Bosch ActiveWater dishwashers deliver an A wash and A drying performance every time.

Bosch dishwasher programmes.

Designed to make your life easier – Bosch dishwashers offer the ultimate in wash performance. A range of different programme options ensure that the wash and rinse cycles are tailored to the load.



Pre-rinse

For rinsing dishes prior to the main wash, and can be used to prevent odours when storing dirty dishes over night.

Normal 65°C

A daily wash programme for a normally soiled mixed load.

Delicate 40°C

A gentle wash, perfect for delicate crockery and glassware.

Economy 50°C

The most efficient and eco-friendly programme, it uses less energy and water but gives the same A-rated cleaning results.

Intensive 70°C

Perfect for heavily soiled, burnt-on pots and pans.

Quick wash 45°C

A-rated cleaning performance in only 29 minutes – perfect for entertaining, or when the tableware is only lightly soiled.

Auto delicate 35–45°C

A gentle sensor-controlled wash programme for delicate tableware. The sensors adjust the programme according to the amount of soiling.

Auto daily 45–65°C

A daily sensor-controlled wash programme for a normally soiled mixed load. The sensors adjust the programme according to the amount of soiling.

Auto intensive 65–75°C

A sensor-controlled wash programme designed for heavily soiled, burnt-on pots and pans. The sensors adjust the programme according to the amount of soiling.

**Hygiene Extra**

Select the Hygiene Extra option for a hotter final rinse – perfect for cooking utensils, glass jars, chopping boards and baby bottles.

Extra Dry

The Extra dry option is designed specifically for plastic items like Tupperware, picnic ware, and baby bottles. These items do not hold as much residual heat after the wash process as crockery and glassware, and therefore require a higher drying temperature to ensure they come out clean and dry.

**Express wash**

The Express Wash system optionally reduces programme times by up to 50%, but without compromising on quality. So you still get hygienically clean and dry dishes, but in as little as half the time – ideal for busy households and when entertaining.

**Half load**

If you don't have enough for a full load and can't wait, simply load up to half the dishwasher with crockery, plates, pots and pans anywhere in your dishwasher, select the programme temperature and press the half load button. The programme time is reduced and up to 30% less water is used.

Bosch recommends Finish

Use Finish to get amazing results every time you open your Bosch dishwasher. Finish have a complete range of products to suit your dishwashing needs, including new Finish Quantum which combines the power of three separate ingredients in one single product to give you amazing shine and clean. A range of enhancers are also available such as Finish Intensive Clean & Care Dishwasher Cleaner which removes grease and limescale to maintain your machine's performance and give you perfect results in every cycle.



More flexibility. More capacity – up to 14 place settings.

Our new basket designs offer more flexibility than ever before. Our Logixx model features the unique VarioDrawer which replaces the standard cutlery baskets and creates space for up to 14 place settings. All baskets feature foldable racks and the 3-stage Rackmatic™ system makes adjusting the height of the basket a breeze.





Vario, Varioflex or VarioFlexPlus baskets with Rackmatic™

With the enlarged loading area, the Bosch basket systems featured in the Exxcel and Logixx models offer more capacity, up to 14 place settings, and greater flexibility. With up to six foldable racks the system can be adapted to any load, and all items are assured a firm, secure place in the protective racks. The new 3-stage Rackmatic™ system makes it a simple matter to adjust the height of the upper basket, even when it is fully loaded – normally a cumbersome task. With three different loading heights a large variety of plates, glasses and other dishes can easily be accommodated.



The VarioDrawer

A unique feature of our new top-of-the-range Logixx dishwasher interior is a third loading level – the VarioDrawer. It replaces the cutlery basket, freeing even more space in the bottom basket. The VarioDrawer is easily removable to allow loading and unloading of cutlery, and there is even room for espresso cups and kitchen utensils. And what's more, even with the drawer in place you can still load long-stem wine glasses in the upper basket.



14 place settings

There is enough space for 14 full place settings in the Logixx ActiveWater dishwasher with VarioDrawer. Or, put into figures: 14 dinner, soup and dessert plates, 14 cups and saucers, 14 glasses and 14 cutlery settings – knife, fork, soup, tea and dessert spoons, plus 1 oval serving plate, 2 serving bowls, 2 serving spoons, 1 serving fork and 1 sauce spoon.

Large item spray head

The large item spray head makes light work of baking trays or oven shelves, without the need for pre-soaking. Simply remove the upper basket, attach the large item spray head, and get powerful cleaning where you need it. The large item spray head comes as standard with all Bosch dishwashers – and on Exxcel and Logixx models, it's now even larger.

Technically advanced for beautifully clean dishes.

Bosch dishwashers use the very latest in dishwashing technology to ensure that you get sparkling clean dishes every time whilst using the minimum amount of water and energy.





AAA performance

At Bosch we are aware of the importance of energy efficient and environmentally friendly appliances. We are so confident of the quality and efficiency of our dishwashers that we offer AAA rated appliances in all our full size and slimline models plus our compact models are all rated A for energy, A for wash performance and B for drying – making our models the most efficient in the world.



HydroSensor III

Checks the degree of soiling in the pre-rinse water and decides whether it is clean enough to be used for the main wash cycle. If the water contains only a small amount of soiling, the water is reused. Around 20%, or 4 litres, of water can be saved using the HydroSensor.

AquaMix

Bosch AquaMix allows you to wash your delicate glasses with complete confidence. By regulating the level of water hardness in the machine and topping up with water directly from the mains it produces the best water hardness level for glass, ensuring a sparkling finish every time.



Heat exchanger

The unique heat recycling reservoir maximises performance by using heat that is generated in the main wash to pre-heat cold water used for the rinse cycles before it enters the dishwasher. Preheating the water minimises the risk of thermal shock which can occur when cold water strikes warm delicate items which can cause cracking or breakages. As an additional benefit this system is also an extremely energy efficient method of heating the water.



5 spray levels

The uniquely designed curved spray arms distribute water precisely and effectively, ensuring perfect results every time. The water is sprayed on five different levels for maximum performance, including a downward spray to ensure that the filter area is kept permanently flushed clean.

Detergent aware

No matter which detergent you use – 5in1, 4in1, 3in1, 2in1 tablets or separate components – all our dishwashers will adjust the cycle to ensure that you always get the best possible results – every time. (Note that to ensure these results dishwasher salt should always be used).

Logical control

Avantixx, Exxcel and Logixx machines feature water supply, salt and rinse-aid indicators, as well displaying remaining programme time and start time delay.

DosageAssist

The DosageAssist feature on Exxcel and Logixx machines maximises the effectiveness of detergent tablets. The detergent dispenser is conveniently located in the centre of the top of the door, where it is protected from food remnants that drip whilst loading the dirty dishes. At the beginning of the wash cycle, the tab drops into a special tray in the top basket where its dissolving is controlled to assure outstanding results. This prevents tabs dropping down between plates or cutlery, or not dissolving completely, resulting in a less-than-perfect cleaning performance.



AquaStop 24-hr flood protection

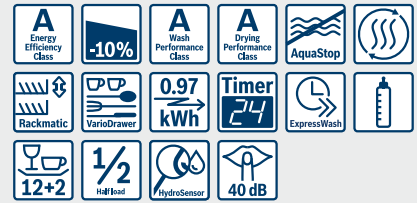
All Bosch dishwashers have flood protection systems, but for added peace of mind our Logixx model features 'AquaStop', a device that cuts off the water supply in the case of leaks, and a safety water valve to guard against siphoning, even when the machine is switched off.

Advanced filter system

Our easy to remove and clean filter system now has 50% more surface area. This allows for up to 15% more water to be circulated through the system, so that even more cleaning power can be squeezed from every drop of water.

Safety lock

Most our dishwashers feature a lock which prevents the door from being opened during operation, while selected models also feature tamperproof controls, to stop little fingers interfering while the machine is running.


**Logixx ActiveWater 60cm dishwasher
SMS69L12GB white**


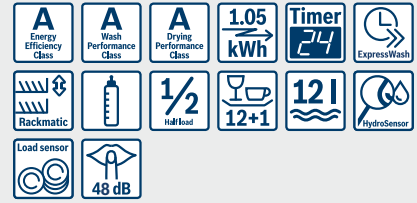
Performance	<ul style="list-style-type: none"> – Energy efficiency class: A – Wash performance class: A – Drying class: A – Water consumption with Auto 45–65°C as low as 8 litres – depending on soiling – Consumption with economy 50°C: 10 litres water, 0.97 kWh Energy, 140 min duration – Noise level (dB): 40 – Capacity: 14 place settings
Key features	<ul style="list-style-type: none"> – VarioflexPlus basket system – VarioDrawer – 3 stage Rackmatic height-adjustable top basket – Silver baskets with pull-out handle – 6 foldable plate racks in top basket, 6 foldable plate racks in bottom basket – 2 foldable cup shelves in top basket, 2 Foldable cup racks in bottom basket – Glass rack in bottom basket
Additional features	<ul style="list-style-type: none"> – Heat exchanger – hygienic and efficient drying – ActiveWater hydraulic water system – DosageAssist detergent dispenser Automatic detergent detection – HydroSensor III load sensor – Aquamix – glass protection system – Self-cleaning filter system with 3 piece corrugated filter – Aquastop anti flood device
Programmes / functions	<ul style="list-style-type: none"> – 6 programmes: Auto 65–75°C, Auto 45–65°C, Auto 35–45°C, Economy 50°C, Quick Wash 45°C, Pre Rinse – 5 temperatures – 4 special options: Half Load, Express Wash, Extra Dry, Hygiene Exxtra
Design	<ul style="list-style-type: none"> – Piezo touch control – Electronic display: 1–24 hours time delay, remaining programme time indicator (min), water inlet indicator – LED salt refill indicator, LED rinse aid refill indicator – Push button top controls – Child safety – childproof door lock – Large item spray head – Stainless steel interior
Optional accessories	<ul style="list-style-type: none"> SGZ1010 Hose extension for supply and drainage SMZ5000 Vase, bottle holder SMZ5002 Silver polishing cassette SMZ5100 Vario-cutlery basket



Exxcel ActiveWater 60cm dishwasher SMS63E12GB white	
Performance	<ul style="list-style-type: none"> – Energy efficiency class: A – Wash performance class: A – Drying class: A – Water consumption with Auto 45–65°C as low as 6 litres – Consumption with Economy 50°C: 7 litres water, 0.96 kwh energy, 140 min duration – Noise level (dB): 44 – Capacity: 13 place settings
Key features	<ul style="list-style-type: none"> – VarioFlex basket system – 3 stage Rackmatic height-adjustable top basket – Silver baskets with pull-out handle – 4 foldable plate racks in top basket – 4 foldable plate racks in bottom basket – Moveable cutlery basket in lower rack – 2 foldable cup shelves in top basket
Additional features	<ul style="list-style-type: none"> – Heat exchanger – hygienic and efficient drying – ActiveWater hydraulic water system – DosageAssist detergent dispenser – Automatic detergent detection – HydroSensor III load sensor – Aquamix – glass protection system – Self-cleaning filter system with 3 piece corrugated filter
Programmes / functions	<ul style="list-style-type: none"> – 6 programmes: Intensive 70°C, Auto 45–65°C, Economy 50°C, Delicate 40°C, Quick Wash 45°C, Pre Rinse – 5 temperatures – 4 special options: Half Load, Express Wash, Extra Dry, Hygiene Exxtra
Design	<ul style="list-style-type: none"> – Electronic display: 1-24 hours time delay, remaining programme time indicator (min), water inlet indicator – LED salt refill indicator, LED rinse aid refill indicator – Child safety – childproof door lock – Large item spray head – Stainless steel interior
Optional accessories	<ul style="list-style-type: none"> – SGZ1010 Hose extension for supply and drainage – SMZ5000 Vase, bottle holder – SMZ5002 Silver polishing cassette



Exxcel ActiveWater 60cm dishwasher
SMS53E12GB white
SMS53E19GB silver (not pictured)
SMS53E16GB black



Performance	<ul style="list-style-type: none"> – Energy efficiency class: A – Wash performance class: A – Drying class: A – Consumption with Economy 50°C: 12 litres water, 1.05 kWh energy, 140 min duration – Energy consumption when connected to hot water with Economy 50°C – Noise level (dB): 48 – Capacity: 13 place settings
Key features	<ul style="list-style-type: none"> – VarioFlex basket system – 3 stage Rackmatic height-adjustable top basket – Silver baskets with pull-out handle – 2 foldable plate racks in top basket, 4 foldable plate racks in bottom basket – Moveable cutlery basket in lower rack – 2 foldable cup shelves in top basket
Additional features	<ul style="list-style-type: none"> – ActiveWater hydraulic water system – DosageAssist detergent dispenser – Automatic detergent detection – HydroSensor III load sensor – Aquamix - glass protection system – Self-cleaning filter system with 3 piece corrugated filter
Programmes / functions	<ul style="list-style-type: none"> – 5 programmes: Intensive 70°C, Auto 45–65°C, Economy 50°C, Quick Wash 45°C, Pre Rinse – 4 temperatures – 3 special options: Half Load, Express Wash, Hygiene Exxtra
Design	<ul style="list-style-type: none"> – Electronic display: 1–24 hours time delay, remaining programme time indicator (min), water inlet indicator – LED salt refill indicator, LED rinse aid refill indicator – Child safety – childproof door lock – Large item spray head – Stainless steel interior
Optional accessories	<ul style="list-style-type: none"> SGZ1010 Hose extension for supply and drainage SMZ5000 Vase, bottle holder SMZ5002 Silver polishing cassette



Avantixx 60cm dishwasher SGS57A02GB white	
Performance	<ul style="list-style-type: none"> – Energy efficiency class: A – Wash performance class: A – Drying class: A – Consumption with Economy 50°C: 13 litres water 1.05 kWh energy 140 min duration – Noise level (dB): 49 – Capacity: 12 place settings
Key features	<ul style="list-style-type: none"> – 2 stage Rackmatic height-adjustable top basket – 2 foldable plate racks in top basket – 4 foldable plate racks in bottom basket – 2 piece Duo dividable cutlery basket – 2 foldable cup racks in bottom basket – Glass rack in bottom basket
Additional features	<ul style="list-style-type: none"> – Auto 3in1 – detergent aware – HydroSensor – detects level of soiling in water and adjusts programme time, temperature and water accordingly – Self-cleaning filter system
Programmes / Functions	<ul style="list-style-type: none"> – 5 programmes: Intensive 70°C, Auto 55–65°C, Economy 50°C, Quick Wash 45°C, Pre Rinse – 5 temperatures – 1 special option: Express Wash
Design	<ul style="list-style-type: none"> – Electronic display: 1–24 hours time delay, remaining programme time indicator (min) – LED salt refill indicator, LED rinse aid refill indicator – Child safety – childproof door lock – Large item spray head – Stainless steel/Polinox interior
Optional accessories	SGZ1010 Hose extension for supply and drainage



Avantixx 60cm dishwasher SGS45A02GB white SGS45A08GB silver	
Performance	<ul style="list-style-type: none"> – Energy efficiency class: A – Wash performance class: A – Drying class: A – Consumption with Economy 50°C: <ul style="list-style-type: none"> 13 litres water 1.05 kWh energy 140 min duration – Noise level (dB): 49 – Capacity: 12 place settings
Key features	<ul style="list-style-type: none"> – Silver baskets with pull-out handle – 2 step Rackmatic height-adjustable top basket – 2 foldable plate racks in top basket – 4 foldable plate racks in bottom basket – 2 foldable cup racks in bottom basket – Glass rack in bottom basket – 2 piece duo dividable cutlery basket
Additional features	<ul style="list-style-type: none"> – HydroSensor – detects level of soiling in water and adjusts programme time, temperature and water accordingly – Self-cleaning filter system
Programmes / functions	<ul style="list-style-type: none"> – 4 programmes: <ul style="list-style-type: none"> Auto 55–65°C, Economy 50°C, Quick Wash 45°C, Pre Rinse – 3 temperatures – 1 Special option: <ul style="list-style-type: none"> Half Load
Design	<ul style="list-style-type: none"> – Electronic display: 1–19 hours time delay, remaining programme time indicator (min), water inlet indicator – LED salt refill indicator, LED rinse aid refill indicator – Child safety – childproof door lock – Large item spray head – Stainless steel/Polinox interior
Optional accessories	SGZ1010 Hose extension for supply and drainage SGZ1051 Vase, bottle holder SGZ3003 Silver polishing cassette











Classixx 60cm dishwasher
SGS45C12GB white



Performance	<ul style="list-style-type: none"> – Energy efficiency class: A – Wash performance class: A – Drying class: A – Consumption with Economy 50°C: 13 litres water 1.05 kWh energy 140 min duration – Noise level (dB): 52 – Capacity: 12 place settings
Key features	<ul style="list-style-type: none"> – Height adjustable top basket when empty – 2 foldable plate racks in bottom basket
Additional features	<ul style="list-style-type: none"> – Self-cleaning filter system
Programmes / functions	<ul style="list-style-type: none"> – 4 programmes: Normal 65°C, Economy 50°C, Quick Wash 45°C, Pre Rinse – 3 temperatures
Design	<ul style="list-style-type: none"> – Electronic display: 1–19 hours time delay, remaining programme time indicator (min), water inlet indicator – LED salt refill indicator, LED rinse aid refill indicator – Child safety – childproof door lock – Stainless steel/Polinox interior
Optional accessories	<ul style="list-style-type: none"> SGZ1010 Hose extension for supply and drainage SGZ1051 Vase, bottle holder SGZ3003 Silver polishing cassette



Logixx 45cm dishwasher SRS45L12GB white	
	       
Performance	<ul style="list-style-type: none"> – Energy efficiency class: A – Wash performance class: A – Drying class: A – Consumption with Economy 50°C: 11 litres water, 0.8 kwh energy, 140 min duration – Noise level (dB): 47 – Capacity: 9 place settings
Key features	<ul style="list-style-type: none"> – VarioPlus basket system – 2 stage Rackmatic height-adjustable top basket – 2 foldable plate racks in top basket – 2 foldable plate racks in bottom basket – Cutlery rack in top basket – Silver baskets with pull-out handle – 1 cup shelf in bottom basket
Additional features	<ul style="list-style-type: none"> – HydroSensor – detects level of soiling in water and adjusts programme time, temperature and water accordingly – Self-cleaning filter system – Auto 3in1 – detergent aware
Programmes / functions	<ul style="list-style-type: none"> – 4 programmes: Auto 55–65°C, Economy 50°C, Quick Wash 45°C, Pre Rinse – 3 temperatures – 1 special option: Express Wash
Design	<ul style="list-style-type: none"> – Electronic display: 1-19 hours time delay, remaining programme time indicator (min), water inlet indicator – LED salt refill indicator, LED rinse aid refill indicator – Child safety – childproof door lock – Large item spray head – Stainless steel interior
Optional accessories	<ul style="list-style-type: none"> SGZ1051 Vase, bottle holder SGZ3003 Silver polishing cassette



	Exxcel 45cm dishwasher SRS45E42GB white SRS45E48GB silver (not pictured) SRS45E46GB black (not pictured)	Classixx 45cm dishwasher SRS43C32GB white
Performance	<ul style="list-style-type: none"> – Energy efficiency class: A – Wash performance class: A – Drying class: A – Consumption with Economy 50°C: 11 litres water, 0.8 kwh energy, 140 min duration – Noise level (dB): 49 – Capacity: 9 place settings 	<ul style="list-style-type: none"> – Energy efficiency class: A – Wash performance class: A – Drying class: A – Consumption with Economy 50°C: 11 litres water, 0.8 kwh energy, 140 min duration – Noise level (dB): 52 – Capacity: 9 place settings
Key features	<ul style="list-style-type: none"> – 2 stage Rackmatic height-adjustable top basket – 2 foldable plate racks in bottom basket – Cutlery rack in top basket 	<ul style="list-style-type: none"> – Cutlery rack in top basket – Height adjustable top basket when empty
Additional features	<ul style="list-style-type: none"> – HydroSensor – detects level of soiling in water and adjusts programme time, temperature and water accordingly – Self-cleaning filter system 	<ul style="list-style-type: none"> – Self-cleaning filter system
Programmes / functions	<ul style="list-style-type: none"> – 4 programmes: Auto 55-65°C, Economy 50°C, Quick Wash 45°C, Pre Rinse – 3 temperatures – 1 special option: Express Wash 	<ul style="list-style-type: none"> – 4 programmes: Normal 65°C, Economy 50°C, Quick Wash 45°C, Pre Rinse – 3 temperatures
Design	<ul style="list-style-type: none"> – Electronic display: 1–19 hours time delay, remaining programme time indicator (min), water inlet indicator – LED salt refill indicator, LED rinse aid refill indicator – Child safety – childproof door lock – Large item spray head – Stainless steel interior 	<ul style="list-style-type: none"> – Retractable knob – 3/6/9 hour time delay with water inlet indicator – LED salt refill indicator, LED rinse aid refill indicator – Large item spray head – Stainless steel interior
Optional accessories	<ul style="list-style-type: none"> SGZ1010 Hose extension for supply and drainage SGZ1051 Vase, bottle holder SGZ3003 Silver polishing cassette 	<ul style="list-style-type: none"> SGZ1010 Hose extension for supply and drainage SGZ1051 Vase, bottle holder SGZ3003 Silver polishing cassette



	Exxcel ActiveWater compact dishwasher SKS60E02GB white	Classixx ActiveWater compact dishwasher SKS40E02GB white
Performance	<ul style="list-style-type: none"> – Energy efficiency class: A – Wash performance class: A – Drying class: B – Consumption with Economy 50°C: 7 litres water, 0.63 kwh energy, 160 min duration – Noise level (dB): 52 – Capacity: 6 place settings 	<ul style="list-style-type: none"> – Energy efficiency class: A – Wash performance class: A – Drying class: B – Consumption with Economy 50°C: 7 litres water, 0.63 kwh energy, 160 min duration – Noise level (dB): 52 – Capacity: 6 place settings
Key features	<ul style="list-style-type: none"> – Flexible basket system: Silver coloured basket, cutlery basket, cup shelves – 4 foldable plate racks 	<ul style="list-style-type: none"> – Flexible basket system: silver coloured basket – Variable cutlery basket, cup shelves – 2 foldable cup racks in bottom basket
Additional features	<ul style="list-style-type: none"> – ActiveWater hydraulic water system – HydroSensor III load sensor – Aquamix – glass protection system – Self cleaning metal filter system with 3 piece corrugated filter 	<ul style="list-style-type: none"> – Automatic detergent detection – ActiveWater hydraulic water system – Load sensor – Aquamix – glass protection system – Self cleaning metal filter system with 3 piece corrugated filter
Programmes / functions	<ul style="list-style-type: none"> – 6 programmes: Intensive 70°C, Auto 45–65°C, Economy 50°C, Delicate 40°C, Quick Wash 45°C, Pre Rinse – 5 temperatures – 2 special options: VarioSpeed, Hygiene Exxtra 	<ul style="list-style-type: none"> – 4 programmes: Intensive 70°C, Normal 65°C, Economy 50°C, Quick Wash 45°C – 4 temperatures
Design	<ul style="list-style-type: none"> – Electronic display: 1–24 hours time delay, remaining programme time indicator (min), water inlet indicator – LED salt refill indicator, LED rinse aid refill indicator – Stainless steel/polinox interior 	<ul style="list-style-type: none"> – LED salt refill indicator, LED rinse aid refill indicator
Optional accessories	<ul style="list-style-type: none"> SGZ1010 Hose extension for supply and drainage SGZ3003 Silver polishing cassette 	<ul style="list-style-type: none"> SGZ1010 Hose extension for supply and drainage SGZ3003 Silver polishing cassette SMZ5546 More flexible rack



Classixx ActiveWater compact dishwasher SKS50E01EU red SKS50E11EU yellow SKS50E16EU silver SKS50E18EU black	
Performance	– Energy efficiency class: A Wash performance class: A Drying class: B – Consumption with Economy 50°C: 7 litres water 0.63 kwh energy 160 min duration – Noise level (dB): 52 – Capacity: 6 place settings
Key features	– Flexible basket system: silver coloured basket – Variable cutlery basket, cup shelves – 2 foldable cup racks in bottom basket
Additional features	– Automatic detergent detection – ActiveWater hydraulic water system – Load sensor – Aquamix – glass protection system – Self cleaning metal filter system with 3 piece corrugated filter
Programmes / functions	– 5 programmes: Intensive 70°C, Normal 65°C, Economy 50°C, Delicate 40°C, Quick Wash 45°C – 5 temperatures
Design	– LED salt refill indicator, LED rinse aid refill indicator
Optional accessories	SGZ1010 Hose extension for supply and drainage SGZ3003 Silver polishing cassette SMZ5546 More flexible rack

Dishwasher specifications

60CM DISHWASHERS

	Logixx	Exxcel				Avantixx				Classixx
MODEL	SMS69L12GB	SMS63E12GB	SMS53E12GB	SMS53E16GB	SMS53E19GB	SGS57A02GB	SGS45A02GB	SGS45A08GB	SGS45C12GB	
Featured on page	P60	P61	P62	P62	P62	P63	P64	P64	P65	
Main colour of product	White	White	White	Black	Alu-silver	White	White	Silver	White	
Installation typology	60cm freestanding	60cm freestanding	60cm freestanding	60cm freestanding	60cm freestanding	60cm freestanding	60cm freestanding	60cm freestanding	60cm freestanding	
PERFORMANCE										
Reference programme	Economy	Economy	Economy	Economy	Economy	Economy	Economy	Economy	Economy	
Reference programme temperature (°C)	50	50	50	50	50	50	50	50	50	
Energy efficiency class	A	A	A	A	A	A	A	A	A	
Energy consumption (kWh)	0.97	0.96	1.05	1.05	1.05	1.05	1.05	1.05	1.05	
Cleaning performance	A -10%	A -10%	A	A	A	A	A	A	A	
Drying performance	A	A	A	A	A	A	A	A	A	
Number of place settings	14	13	13	13	13	12	12	12	12	
Water consumption (l)	10	7	12	12	12	13	13	13	13	
Noise level (dB)	40	44	48	48	48	49	49	49	52	
Total cycle time of reference programme (min)	140	140	140	140	140	140	140	140	140	
Drying system	Heat exchanger	Heat exchanger	Residual heat	Residual heat	Residual heat	Residual heat	Residual heat	Residual heat	Residual heat	
KEY FEATURES										
Basket description	Varioflex Plus	Varioflex	Varioflex	Varioflex	Varioflex					
Variodrawer in 3rd level	●									
Adjustable upper basket	Rackmatic 3-stage	Rackmatic 3-stage	Rackmatic 3-stage	Rackmatic 3-stage	Rackmatic 3-stage	Rackmatic 2-stage	Rackmatic 2-stage	Rackmatic 2-stage	when empty	
Largest loadable dish upper basket (cm)	16/21	22/27	22/27	22/27	22/27	21/26	21/26	21/26	21/26	
Largest loadable dish lower basket (cm)	30/25	30/25	30/25	30/25	30/25	30/25	30/25	30/25	30/25	
handle in upper / lower basket	Yes, Yes	Yes, Yes	Yes, Yes	Yes, Yes	Yes, Yes	Yes, Yes	Yes, Yes	Yes, Yes	Yes, Yes	
ADDITIONAL FEATURES										
Safety device	Childlock in door	Tamperproof controls, Childlock in door	Tamperproof controls, Childlock in door	Tamperproof controls, Childlock in door	Tamperproof controls, Childlock in door	Tamperproof controls, Childlock in door	Tamperproof controls, Childlock in door	Tamperproof controls, Childlock in door	Childlock in door	
Interior cavity	Stainless steel	Stainless steel	Stainless steel	Stainless steel	Stainless steel	Stainless steel/ Polinox	Stainless steel/ Polinox	Stainless steel/ Polinox	Stainless steel/ Polinox	
Start delay time max (h)	24	24	24	24	24	24	19	19	19	
Time remaining indicator	●	●	●	●	●	●	●	●	●	
End of cycle indicator	End of program audible									
Salt light indicator	●	●	●	●	●	●	●	●	●	
Rinse aid light indicator	●	●	●	●	●	●	●	●	●	
Detergent aware	●	●	●	●	●	●	●	●	●	
Dosage assist detergent dispenser	●	●	●	●	●	●	●	●	●	
HydroSensor III	●	●	●	●	●	●	●	●	●	
Load Sensor	●	●	●	●	●	●	●	●	●	
AquaMix glass care technology	●	●	●	●	●					
PROGRAMME / FUNCTIONS										
Number of programmes	6	6	5	5	5	5	4	4	4	
Number of different wash temperatures	5	5	4	4	4	4	3	3	3	
Number of auto sensor programmes included	3	1	1	1	1	1	1	1	-	
List of programmes	Auto 65-75, Auto 45-65, Auto 35-45, Economy 50, Quick Wash 45, Pre Rinse	Intensive 70, Auto 55-65, Economy 50, Delicate 40, Quick Wash 45, Pre Rinse	Intensive 70, Auto 55-65, Economy 50, Quick Wash 45, Pre Rinse	Intensive 70, Auto 55-65, Economy 50, Quick Wash 45, Pre Rinse	Intensive 70, Auto 55-65, Economy 50, Quick Wash 45, Pre Rinse	Intensive 70, Auto 55-65, Economy 50, Quick Wash 45, Pre Rinse	Auto 55-65, Economy 50, Quick Wash 45, Pre Rinse	Auto 55-65, Economy 50, Quick Wash 45, Pre Rinse	Normal 65, Economy 50, Quick Wash 45, Pre Rinse	
Additional special options	Extra dry, half load, Hygiene, Express Wash	Extra dry, half load, Hygiene, Express Wash	Half load, Hygiene, Express Wash	Half load, Hygiene, Express Wash	Half load, Hygiene, Express Wash	Express Wash	Half load	Half load		
TECHNICAL SPECIFICATIONS										
Height of the packed product (mm)	895	895	890	895	895	900	880	880	870	
Width of the packed product (mm)	660	660	660	660	660	660	635	635	650	
Depth of the packed product (mm)	680	680	680	680	680	660	675	675	660	
Connection Rating (W)	2300	2300	2300	2300	2300	2500	2500	2500	2500	
Current (A)	13	13	13	13	13	13	13	13	13	
Voltage (V)	220-240	220-240	220-240	220-240	220-240	230	230	230	230	
Frequency (Hz)	60; 50	60; 50	60; 50	60; 50	60; 50	50	50	50	50	
Approval certificates	CE, VDE	CE, VDE	CE, VDE	CE, VDE	CE, VDE	CE, VDE	CE, VDE	CE, VDE	CE, VDE	
Depth of the product	600	600	600	600	600	573	573	573	573	
Width of the product (mm)	600	600	600	600	600	600	600	600	600	
Height with worktop (mm)	845	845	845	845	845	850	850	850	850	
Height with worktop removed (mm)	815	815	815	815	815	815	815	815	815	
Adjustable feet	●	●	●	●	●	●	●	●	●	
Net weight unpacked (kg)	56.5	54	49	50	50	51	52	52	53	
Water protection system	Total system									
Water softener (kWh)	●	●	●	●	●	●	●	●	●	
Maximum accepted water hardness	50° DH	50° DH	50° DH	50° DH	50° DH	50° DH	50° DH	50° DH	50° DH	
Maximum temperature for water intake (°C)	60	60	60	60	60	60	60	60	60	
OPTIONAL ACCESSORIES										
Included accessory	SGZ1010, SGZ2014, SMZ5000, SMZ5100	SGZ1010, SGZ2014, SMZ5000, SMZ5002	SGZ1010, SGZ2014, SMZ5000, SMZ5002	SGZ1010, SGZ2014, SMZ5000, SMZ5002	SGZ1010, SGZ2014, SMZ5000, SMZ5002	SGZ1010	SGZ1010, SGZ1051, SGZ2014, SGZ3003	SGZ1010, SGZ1051, SGZ2014, SGZ3003	SGZ1010, SGZ1051, SGZ3003	
Alternative colours available	Large item spray head	Large item spray head	Large item spray head	Large item spray head	Large item spray head	Large item spray head	Large item spray head	Large item spray head	Large item spray head	

Water pressure required: 0.5-10 bars, flow rate 10 litres per minute. Bosch does not recommend connecting dishwashers to an artificial water softening unit since this could adversely affect the performance of the dishwasher. All models comply with COMMISSION REGULATION (EC) No 1275/2008 with regard to ecodesign requirements for standby and off mode electric power consumption. When using a water softening unit in your household you will need to set the 'Refill Salt indicator' to zero otherwise over softening of the water will take place which will result in corrosion of your glassware.

Data in this table valid as of April 2010. Subject to modification without prior notice.

Dishwasher specifications

45CM DISHWASHERS

COMPACT DISHWASHERS

Logixx	Exxcel			Classixx	Exxcel		Classixx			
SRS45L12GB	SRS45E42GB	SRS45E46GB	SRS45E48GB	SRS43C32GB	SKS60E02GB	SKS40E02GB	SKS50E01EU	SKS50E11EU	SKS50E16EU	SKS50E18EU
P66	P67	P67	P67	P67	P68	P68	P69	P69	P69	P69
45cm freestanding	45cm freestanding	45cm freestanding	45cm freestanding	45cm freestanding	Compact	Compact	Compact	Compact	Compact	Compact
Economy	Economy	Economy	Economy	Economy	Economy	Economy	Economy	Economy	Economy	Economy
50	50	50	50	50	50	50	50	50	50	50
A	A	A	A	A	A	A	A	A	A	A
0.80	0.80	0.80	0.80	0.80	0.63	0.63	0.63	0.63	0.63	0.63
A	A	A	A	A	A	A	A	A	A	A
A	A	A	A	A	B	B	B	B	B	B
9	9	9	9	9	6	6	6	6	6	6
11	11	11	11	11	7	7	7	7	7	7
47	49	49	49	52	52	52	52	52	52	52
140	140	140	140	140	160	160	160	160	160	160
Residual heat	Residual heat	Residual heat	Residual heat	Residual heat	Residual heat	Residual heat	Residual heat	Residual heat	Residual heat	Residual heat
					Silver	Silver	Silver	Silver	Silver	Silver
Rackmatic 2-stage	Rackmatic 2-stage	Rackmatic 2-stage	Rackmatic 2-stage	when empty						
21/26	21/26	21/26	21/26	21/26						
30/25	30/25	30/25	30/25	30/25						
Yes, Yes										
Tamperproof controls, Childlock in door	Tamperproof controls, Childlock in door	Tamperproof controls, Childlock in door	Tamperproof controls, Childlock in door	Tamperproof controls, Childlock in door						
Stainless steel	Stainless steel	Stainless steel	Stainless steel	Stainless steel	Stainless steel/Polinox	Stainless steel/Polinox	Stainless steel/Polinox	Stainless steel/Polinox	Stainless steel/Polinox	Stainless steel/Polinox
19	19	19	19	3/6/9	24					
●	●	●	●		●					
●	●	●	●	●	●	●	●	●	●	●
●	●	●	●	●	●	●	●	●	●	●
●	●	●	●		●	●	●	●	●	●
●	●	●	●		●	●	●	●	●	●
●	●	●	●		●	●	●	●	●	●
4	4	4	4	4	6	4	5	5	5	5
3	3	3	3	3	5	4	5	5	5	5
1	1	1	1		1					
Auto 55-65, Economy 50, Quick Wash 45, Pre Rinse,	Auto 55-65, Economy 50, Quick Wash 45, Pre Rinse,	Auto 55-65, Economy 50, Quick Wash 45, Pre Rinse,	Auto 55-65, Economy 50, Quick Wash 45, Pre Rinse,	Normal 65, Economy 50, Quick Wash 45, Pre Rinse	Auto 45-65, Delicate 40, Economy 50, Intensive 70, Pre Rinse, Quick Wash 45	Intensive 70, Economy 50, Normal 65, Quick Wash 45	Delicate 40, Economy 50, Intensive 70, Normal 65, Quick Wash 45	Delicate 40, Economy 50, Intensive 70, Normal 65, Quick Wash 45	Delicate 40, Economy 50, Intensive 70, Normal 65, Quick Wash 45	Delicate 40, Economy 50, Intensive 70, Normal 65, Quick Wash 45
Express Wash	Express Wash	Express Wash	Express Wash		Hygiene, Express Wash		Extra dry	Extra dry	Extra dry	Extra dry
900	915	930	915	900	525	525	525	525	525	525
510	510	510	510	510	634	634	634	634	634	634
680	660	710	660	680	590	590	590	590	590	590
2300	2300	2300	2300	2300	2300	2300	2300	2300	2300	2300
13	13	13	13	13	13	13	10	10	10	10
240	240	240	240	240	220-240	220-240	220-240	220-240	220-240	220-240
50	50	50	50	50	60; 50	50; 60	60; 50	50; 60	50; 60	50; 60
CE, VDE	CE, VDE	CE, VDE	CE, VDE	CE, VDE	CE, VDE	CE, VDE	CE, VDE	CE, VDE	CE, VDE	CE, VDE
600	600	600	600	600	500	500	500	500	500	500
450	450	450	450	450	551	551	551	551	551	551
850	850	850	850	850	450	450	450	450	450	450
810	810	810	810	810	450	450	450	450	450	450
●	●	●	●	●	●	-	-	-	-	-
45	47.2	49	47	44	23	23	22	22	22	22
●	●	●	●	●	●	●	●	●	●	●
50° DH	50° DH	50° DH	50° DH	35° DH	35° DH	35° DH	35° DH	35° DH	35° DH	35° DH
60	60	60	60	60	60	25	25	25	25	25
SGZ1051, SGZ2015, SGZ3003	SGZ1010, SGZ1051, SGZ2015, SGZ3003	SGZ1010, SGZ1051, SGZ2015, SGZ3003	SGZ1010, SGZ1051, SGZ2015, SGZ3003	SGZ1010, SGZ1051, SGZ3003	SGZ1010, SGZ3003, SMZ5546	SGZ1010, SGZ3003, SMZ5546	SGZ1010, SGZ3003, SMZ5546	SGZ1010, SGZ3003, SMZ5546	SGZ1010, SGZ3003, SMZ5546	SGZ1010, SGZ3003, SMZ5546
Large item spray head	Large item spray head	Large item spray head	Large item spray head	Large item spray head						
	Silver, Black	White, Silver	White, Black			Red, Yellow, Black, Silver inox	Red, Yellow, Black, Silver inox	White, Yellow, Black, Silver inox	White, Red, Black, Silver inox	White, Red, Yellow, Black,

Water pressure required: 0.5-10 bars, flow rate 10 litres per minute. Bosch does not recommend connecting dishwashers to an artificial water softening unit since this could adversely affect the performance of the dishwasher. All models comply with COMMISSION REGULATION (EC) No 1275/2008 with regard to ecodesign requirements for standby and off mode electric power consumption. When using a water softening unit in your household you will need to set the 'Refill Salt indicator' to zero otherwise over softening of the water will take place which will result in corrosion of your glassware.

Data in this table valid as of April 2010. Subject to modification without prior notice.

 **BOSCH**



Refrigeration.

Logixx

Our premium range, with exceptional cutting-edge features and extras. A beautiful combination of high convenience technology and intelligent design, from the revolutionary storage solutions of the Easy Access undercounter fridge, to the advanced food preservation technologies of our Logixx fridge freezers such as SuperCool and separate cooling circuits for precise temperature control.



Exxcel

Mid-range models with a broad range of extra features and benefits. With auto defrost in all our fridges and frost-free systems that mean you never have to worry about defrosting the fridge or freezer again, state-of-the-art features such as SuperFreezing function and MultiAirflow Cooling, and clever food storage ideas like the BigBox and can dispenser.



Avantixx

Added value models with a good selection of features at a good price. Interiors are tastefully finished with silver trim to the shelves and trays. All three fridge freezers are exceptionally energy efficient boasting an A++ rating, which means that they use 45% less energy than an equivalent A-rated model.



Classixx

Simple, practical models offering Bosch build quality and value for money. All Classixx fridges and fridge freezers feature an auto defrost system in the fridge and most models include a protective anti-bacterial lining. Every model in the range has been awarded at least an A rating for energy efficiency, with six models featuring an A+ rating.





Cutting-edge technology that cuts energy costs too.

At Bosch we take energy efficiency very seriously, and we work hard to make our cooling products some of the most energy-efficient performers in the industry. We think that's what you would expect from Europe's No. 1 cooling manufacturer*.



Up to 45% better than A-rated

Unlike your washing machine or dishwasher, your fridge or freezer is on 24 hours a day, so it is especially important that the appliance does not waste energy. With the exception of the wine coolers, every model in the range has been awarded at least an A in the EC Energy Efficiency rating scheme. But we go further. Over half have an A+ rating, using as much as 25% less energy than equivalent A-rated models, and we even offer six super-efficient models with an A++ rating that use up to 45% less energy than an equivalent A-rated model.

Longer lasting food is good for the environment

Thanks to the advanced technology incorporated into each and every Bosch refrigeration appliance, food stays fresher for longer. That means less food ends up in the rubbish bin. Plus more food can be bought in bulk, which means fewer shopping trips, and so less waste of natural resources.



Look out for this new Bosch energy efficiency symbol as it is there to help you identify our most energy efficient models. You will see it next to all our cooling products that are rated either A+ or A++.

Our refrigeration products are packed full of good ideas.

On average we throw away one third of all the food we buy. That equates to 6.7 million tons of food every year, enough to fill Wembley Stadium eight times!* Bosch refrigeration products are packed with innovative features and storage solutions to keep food fresher for longer. Meaning that less food ends up in the rubbish bin, which is good for the environment as well as your pocket.



*Source: Wrap – The Food We Waste, Executive Summary, 2008



Separate cooling systems

Separate evaporators for the fridge and freezer sections not only prevents the transfer of flavours, but also allows the fridge and freezer temperatures to be controlled separately.

Active Cooling

The temperature within a conventional fridge can be uneven, since warmer air rises. Bosch Active Cooling solves this problem by blowing cold air into all areas of the fridge by fan or rear wall venting. Sensor electronics maintain a constant temperature throughout the compartment to $\pm 1^{\circ}\text{C}$. Your food is protected against bacterial growth, and is kept fresher for longer.



Electronic temperature control

Accurate temperature control is essential to maximise the freshness of your food. Our premium fridge freezers feature accurate electronic control and temperature display for both fridge and freezer sections.



MultiAirflow Cooling

Greatly improves circulation of air around the fridge, regulating temperature and humidity levels, and eradicating condensation build-up, so that your food stays fresher for longer.



SuperCool

Putting new food into your fridge causes the internal temperature to increase, so your fridge has to work harder to cool down, and the food already stored in there can get warmer. SuperCool will prepare your fridge by rapidly reducing the temperature, keeping the contents cool, and quickly cooling the new groceries down to 2°C .



SuperFreezing

Adding new food to the freezer raises the internal temperature, and the freezer has to work harder to avoid food already in there warming up, and possibly even part defrosting. The SuperFreeze function rapidly lowers the temperature in the freezer, ensuring that the fresh food is frozen quickly, while surrounding frozen food stays frozen. So even when the door is open for longer periods, the contents are protected.



Anti-bacterial protection

Most of our fridge and fridge freezer models have natural silver elements within the lining of the fridge section which gives lifetime protection against bacteria, micro organism and algae growth, providing the safest possible storage environment for your food.

AirFresh filter

All our Logixx fridge freezers feature an AirFresh filter. Lasting the lifetime of the appliance, the AirFresh filter ensures that odours in the fridge are reduced, and the transfer of food smells is minimised.



Frost free

Available on selected models, this innovative system eliminates the formation of ice on food and the freezer interior, meaning you never have to worry about defrosting again. Intelligent electronics ensure that the defrost operation is only initiated when the appliance actually needs it.

Auto defrost

Automatically defrosts the fridge at regular intervals without the need to switch off the appliance or remove the food stored.

**** freezer compartment with individual freezing elements

Bosch freezer compartments allow food to be stored below -18°C so that it can be stored for longer. All standard (non frost-free) Bosch freezer drawers feature individual freezing elements which ensure an even temperature throughout the freezer as well as efficient freezing down in every drawer.



A place for everything...

Those who appreciate quality and freshness in food know that good storage makes all the difference. It is important therefore, to know how best to stock your fridge. Thanks to the clever designers at Bosch there is a dedicated storage space for every type of food and drink. And, in combination with the very latest in refrigeration technology, Bosch fridges and freezers offer you the best possible conditions for long term storage, freshness and hygiene.





Storage solutions

Top shelves

The best place to store hard cheeses, ready meals, cured meat or fish products and drinks.

Upper door racks

The highest temperature level in the fridge, just right for butter, margarine, jams, salad dressings and hard cheese.

Middle shelves

Perfect for dairy products such as cream, yoghurts and soft cheese, as well as leftovers and opened canned goods.

Middle door rack

Great for condiments and pickles. Eggs are kept safely in place by the built-in egg racks.

Lower shelves

This is the coldest section of the fridge and is ideal for highly perishable foods such as; raw meat, meat products, poultry, fish, seafood and raw egg products.

Lower door rack

Provides a strong and secure home for bottles and tall items that need to be stored upright.

Vegetable container

For long lasting freshness, you need not only the right temperature, but also optimum humidity levels. Our vegetable containers provide excellent storage and humidity conditions for a whole range of fruit and vegetables. A humidity control allows fine adjustment of the humidity conditions, whilst rippled base technology improves air circulation.

NB. The above storage solutions only relate to our models without Active Cooling and MultiAirflow cooling.

... and everything in its place.

When it comes to storage solutions we've thought of everything.





HydroFresh

The HydroFresh vegetable drawer features a humidity control which allows adjustment of the humidity levels to maximise the shelf life of fruits and vegetables. Maintaining the correct humidity level prevents produce from drying out, so that it lasts longer. In fact, fruits and vegetables can be kept up to twice as long. For maximum convenience the telescopic rails allow you to pull the drawer out for complete access.



Chiller Safe

The recommended storage area for meat, fish and ready-meals, this high-performance chiller compartment provides a lower temperature than the rest of the fridge, which helps to keep your food fresh, flavoursome and nutritious for longer.

Pull-out fridge tray

The pull-out fridge tray is suitable for the storage of cold meat, cheese and other small items and can be positioned at any level.



Can dispenser

Available on selected fridge freezers, the can dispenser holds up to five standard cans and can be hung beneath any shelf you choose by simply sliding on or off.



Bottle racks

The basic shelf-top bottle rack is featured on selected models throughout the range, and allows you to stack up to six wine bottles in a pyramid configuration. Selected models feature the space-saving clip-on chrome bottle rack, which hangs underneath a shelf, or the premium full-width chrome bottle rack.



Big Box

This extra large freezer drawer (26cm instead of 18cm high) means you can store bulky frozen goods or stack freezer containers.

Berry tray

Designed for freezing soft fruit individually so that they don't stick together.

The Easy Access range.

A revolutionary storage concept. What makes Easy Access different from any other fridge is that it employs a system of pull-out drawers instead of traditional shelving. Being able to access all items without moving other items or excessive bending down makes this a truly innovative product.



Larger capacity

The new design utilises the interior space more efficiently than in a conventional fridge resulting in 28% bigger drawers and a 30% bigger salad compartment and allows storage of up to eight 1.5 litre upright bottles and six horizontal bottles.

Easier to clean

If anything does spill, the drawers contain liquids so they can't leak to other levels of the appliance. The smooth surface of the drawers is very easy to wipe clean, though the drawers can be removed easily if more thorough cleaning is required.



Excellent visibility

With the pull-out drawer system you can see exactly what you've got in your fridge without having to take everything out first.

Everything has its place

Everything – from bottles, to eggs and butter – is kept safe and securely in place thanks to space dividers and bottle grips.

The big fresh one

This dual-purpose drawer succeeds where traditional fridges fail. Not only does it provide more space for storing fruit and vegetables comfortably, it provides a home for bottles and tall items that need to be stored upright.

Two drawers in one



The ingeniously designed drawer ensures the best use of space within the appliance. The extra-deep section is ideally suited for storing taller items such as tins, bottles or jars while the shallow section creates space for bottle storage in the drawer below.



	<i>Logixx Easy Access undercounter fridge</i> KTR18P20GB white	<i>Logixx Easy Access undercounter freezer</i> GSD14A20GB white
Performance/ Technical Information	<ul style="list-style-type: none"> – Energy efficiency class: A+ (117 kWh per year) – 0.32 kwh/24 h energy consumption – Approximate annual running costs £14.02* – Total net capacity 151 litres – Dimensions: H 85 cm x W 60 cm x D 61.2 cm 	<ul style="list-style-type: none"> – Energy efficiency class: A (208 kWh per year) – 0.57 kwh/24 h energy consumption – Approximate annual running costs £24.97* – Total net capacity 97 litres – Dimensions: H 85 cm x W 60 cm x D 61.2 cm
Key features	<ul style="list-style-type: none"> – Auto defrost fridge – Interior light – Anti-Bacterial Protection – Unique Easy Access drawer system – Removable magnetic door seals 	<ul style="list-style-type: none"> – Manual defrost – Interior light – Removable magnetic door seals
Additional features	<ul style="list-style-type: none"> – Small item storage rack in door – Automatic door close if angle < 20° – Door right hinged, reversible – Height adjustable front feet 	<ul style="list-style-type: none"> – 4 freezer drawers – Freezing capacity: 18 kg in 24 hours – Freezer storage time in power failure: 20 hours – Automatic door close if angle < 20° – Door right hinged, reversible – Height adjustable front feet
Functions		<ul style="list-style-type: none"> – SuperFreezing function – Optical and acoustic malfunction warning
Design	<ul style="list-style-type: none"> – LED electronic control 	<ul style="list-style-type: none"> – LED electronic control
Included accessories	<ul style="list-style-type: none"> – 2 x egg trays 	

*Based on average figure of 12p per kWh including VAT



	Exxcel undercounter fridge KTR16A21GB white	Exxcel undercounter freezer GSD12V21GB white
		
Performance/ Technical Information	<ul style="list-style-type: none"> – Energy efficiency class: A+ (113 kWh per year) – 0.31 kwh/24 h energy consumption – Approximate annual running costs £13.58* – Total net capacity 152 litres – Dimensions: H 85 cm x W 60 cm x D 61.2 cm 	<ul style="list-style-type: none"> – Energy efficiency class: A+ (179 kWh per year) – 0.49 kwh/24 h energy consumption – Approximate annual running costs £21.46* – Total net capacity 97 litres – Dimensions: H 85 cm x W 60 cm x D 61.2 cm
Key features	<ul style="list-style-type: none"> – Auto defrost fridge – Interior light – Anti-Bacterial Protection – Removable magnetic door seals 	<ul style="list-style-type: none"> – Manual defrost – Removable magnetic door seals
Additional features	<ul style="list-style-type: none"> – 2 vegetable/salad containers – 4 safety glass shelves of which 3 are height adjustable – Bottle rack – Automatic door close if angle < 20° – Door right hinged, reversible – Height adjustable front feet – Can be built-under (removable worktop) 	<ul style="list-style-type: none"> – 4 freezer drawers – Freezing capacity: 18 kg in 24 hours – Freezer storage time in power failure: 20 Hours – Automatic door close if angle < 20° – Door right hinged, reversible – Height adjustable front feet – Can be built-under (removable worktop)
Functions		<ul style="list-style-type: none"> – SuperFreezing function – Optical and acoustic malfunction warning
Design	<ul style="list-style-type: none"> – Mechanical control 	<ul style="list-style-type: none"> – Mechanical control
Included accessories	<ul style="list-style-type: none"> – 2 x egg trays 	

*Based on average figure of 12p per kWh including VAT



	Undercounter fridge KTR16A60GB silver	Undercounter freezer GSD12V61GB silver
Performance/ Technical Information	<ul style="list-style-type: none"> – Energy efficiency class: A+ (113 kWh per year) – 0.31 kWh/24 h energy consumption – Approximate annual running costs £13.58* – Total net capacity 152 litres – Dimensions: H 85 cm x W 60 cm x D 61.2 cm 	<ul style="list-style-type: none"> – Energy efficiency class: A+ (179 kWh per year) – 0.49 kWh/24 h energy consumption – Approximate annual running costs £21.46* – Total net capacity 97 litres – Dimensions: H 85 cm x L 60 cm x D 61.2 cm
Key features	<ul style="list-style-type: none"> – Auto defrost fridge – Interior light – Anti-Bacterial Protection – Removable magnetic door seals 	<ul style="list-style-type: none"> – Manual defrost – Removable magnetic door seals
Additional features	<ul style="list-style-type: none"> – 2 vegetable/salad containers – 4 safety glass shelves of which 3 are height adjustable – Bottle rack – Automatic door close if angle < 20° – Door right hinged, reversible – Height adjustable front feet – Can be built-under (removable worktop) 	<ul style="list-style-type: none"> – 4 freezer drawers – Freezing capacity: 18 kg in 24 hours – Freezer storage time in power failure: 25 hours – Automatic door close if angle < 20° – Door right hinged, reversible – Height adjustable front feet – Can be built-under (removable worktop)
Functions		<ul style="list-style-type: none"> – SuperFreezing function – Optical and acoustic malfunction warning
Design	<ul style="list-style-type: none"> – Mechanical control 	<ul style="list-style-type: none"> – Mechanical control
Included accessories	<ul style="list-style-type: none"> – 2 x egg trays 	<ul style="list-style-type: none"> – 2 x ice packs



* Based on average figure of 12p per kWh including VAT



	Classixx undercounter fridge KTL15V22GB white	Classixx undercounter fridge KTR15V22GB white	Classixx undercounter freezer GSD11V22GB white
Performance/ Technical Information	<ul style="list-style-type: none"> – Energy efficiency class: A (230 kWh per year) – 0.63 kwh/24 h energy consumption – Approximate annual running costs £27.59* – Total net capacity 140 litres – Net 4 star freezer capacity: 19 litres – Dimensions: H 85 cm x W 55 cm x D 61.2 cm 	<ul style="list-style-type: none"> – Energy efficiency class: A (153 kWh per year) – 0.42 kwh/24 h energy consumption – Approximate annual running costs £18.40* – Total net capacity 148 litres – Dimensions: H 85 cm x W 55 cm x D 61.2 cm 	<ul style="list-style-type: none"> – Energy efficiency class: A (201 kWh per year) – 0.55 kwh/24 h energy consumption – Approximate annual running costs £24.09* – Total net capacity 80 litres – Dimensions: H 85 cm x W 55 cm x D 61.2 cm
Key features	<ul style="list-style-type: none"> – freezer compartment – Auto defrost fridge – Interior light – Anti-Bacterial Protection – Removable magnetic door seals 	<ul style="list-style-type: none"> – Auto defrost fridge – Interior light – Anti-Bacterial Protection – Removable magnetic door seals 	<ul style="list-style-type: none"> – Manual defrost – Removable magnetic door seals
Additional features	<ul style="list-style-type: none"> – 1 vegetable/salad container – 3 safety glass shelves of which 2 are height adjustable – Bottle rack – Freezing capacity: 2kg in 24 hours – Freezer storage time in power failure: 12 hours – Automatic door close if angle < 20° – Door right hinged, reversible – Height adjustable front feet – Can be built-under (removable worktop) 	<ul style="list-style-type: none"> – 1 vegetable/salad container – 4 safety glass shelves of which 3 are height adjustable – Bottle rack – Automatic door close if angle < 20° – Door right hinged, reversible – Height adjustable front feet – Can be built-under (removable worktop) 	<ul style="list-style-type: none"> – 3 freezer drawers – Freezing capacity: 10 kg in 24 hours – Freezer storage time in power failure: 17 hours – Door right hinged, reversible – Height adjustable front feet – Can be built-under (removable worktop)
Functions			<ul style="list-style-type: none"> – Superfreezing function – Optical warning system
Design	– Mechanical control	– Mechanical control	– Mechanical control
Included accessories	– 1 x egg tray	– 1 x egg tray	





*Based on average figure of 12p per kWh including VAT



	Classixx undercounter fridge KTR14N11GB white	Classixx undercounter freezer GSD10N21GB white
		
Performance/ Technical Information	<ul style="list-style-type: none"> – Energy efficiency class: A (150 kWh per year) – 0.41 kWh/24 h energy consumption – Approximate annual running costs £17.96* – Total net capacity 142 litres – Dimensions: H 85 cm x W 50 cm x D 61 cm 	<ul style="list-style-type: none"> – Energy efficiency class: A (201 kWh per year) – 0.55 kWh/24 h energy consumption – Approximate annual running costs £24.09* – Total net capacity 84 litres – Dimensions: H 85 cm x W 50 cm x D 61 cm
Key features	<ul style="list-style-type: none"> – Auto defrost fridge – Interior light – Removable magnetic door seals 	<ul style="list-style-type: none"> – Manual defrost – Removable magnetic door seals
Additional features	<ul style="list-style-type: none"> – 1 vegetable/salad container – 4 safety glass shelves of which 3 are height adjustable – Automatic door close if angle < 20° – Door right hinged, reversible – Height adjustable front feet – Can be built-under (removable worktop) 	<ul style="list-style-type: none"> – 3 freezer drawers – Freezing capacity: 12 kg in 24 hours – Freezer storage time in power failure: 17 hours – Automatic door close if angle < 20° – Door right hinged, reversible – Height adjustable front feet – Can be built-under (removable worktop)
Functions		<ul style="list-style-type: none"> – SuperFreezing function – Optical warning system
Design	<ul style="list-style-type: none"> – Mechanical control 	<ul style="list-style-type: none"> – Mechanical control
Included accessories	<ul style="list-style-type: none"> – 1 x egg tray 	









*Based on average figure of 12p per kWh including VAT



Logixx upright freezer GSN40A32GB white	
	   
Performance/ Technical Information	<ul style="list-style-type: none"> – Energy efficiency class: A++ (259 kWh per year) – 0.71 kWh/24 h energy consumption – Approximate annual running costs £31.10* – Total net capacity 330 litres – Dimensions: H 185 cm x W 70 cm x D 75 cm
Key features	<ul style="list-style-type: none"> – Frost free – Interior light – Removable magnetic door seals
Additional features	<ul style="list-style-type: none"> – 2 compartments with glass shelves – 5 freezer drawers – Ice cube tray – Freezing capacity: 22 kg in 24 hours – Freezer storage time in power failure: 23 hours – Automatic door close if angle < 20° – Door right hinged, reversible – Height adjustable front feet
Functions	<ul style="list-style-type: none"> – SuperFreezing function – Optical and acoustic malfunction warning
Design	<ul style="list-style-type: none"> – LED electronic control – 7 segment temperature display
Included accessories	<ul style="list-style-type: none"> – 2 x ice packs – 1 x ice cube tray

*Based on average figure of 12p per kWh including VAT



	Exxcel upright fridge KSR38X31GB white	Exxcel upright freezer GSN32X23GB white
	   	   
Performance/ Technical Information	<ul style="list-style-type: none"> – Energy efficiency class: A++ (103 kWh per year) – 0.28 kwh/24 h energy consumption – Approximate annual running costs £12.35* – Total net capacity 355 litres – Dimensions: H 186 cm x W 60 cm x D 65 cm 	<ul style="list-style-type: none"> – Energy efficiency class: A+ (303 kWh per year) – 0.83 kwh/24 h energy consumption – Approximate annual running costs £36.35* – Total net capacity 244 litres – Dimensions: H 186 cm x W 60 cm x D 65 cm
Key features	<ul style="list-style-type: none"> – Auto defrost fridge – Interior LED light – Anti-Bacterial Protection – Removable magnetic door seals 	<ul style="list-style-type: none"> – Frost free – Interior LED light† – Removable magnetic door seals
Additional features	<ul style="list-style-type: none"> – 1 vegetable/salad container – 7 safety glass shelves of which 6 are height adjustable – Bottle rack – Small pull-out fridge tray – Automatic door close if angle < 20° – Door left hinged, reversible – Height adjustable front feet 	<ul style="list-style-type: none"> – 2 compartments with glass shelves – 5 freezer drawers – Freezing capacity: 20 kg in 24 hours – Freezer storage time in power failure: 23 hours – Automatic door close if angle < 20° – Door right hinged, reversible – Height adjustable front feet
Functions	<ul style="list-style-type: none"> – Super Cool function 	<ul style="list-style-type: none"> – SuperFreezing function with automatic deactivation – Optical and acoustic malfunction warning
Design	<ul style="list-style-type: none"> – LED electronic control – Silver trim on interior 	<ul style="list-style-type: none"> – LED electronic control
Included accessories	<ul style="list-style-type: none"> – 2 x egg trays 	<ul style="list-style-type: none"> – 2 x ice cube tray

*Based on average figure of 12p per kWh including VAT





†From mid April production



	Avantixx upright fridge KSR34V11GB white	Avantixx upright freezer GSN28V11GB white
Performance/ Technical Information	<ul style="list-style-type: none"> – Energy efficiency class: A+ (139 kWh per year) – 0.38 kWh/24 h energy consumption – Approximate annual running costs £16.64* – Total net capacity 321 litres – Dimensions: H 171 cm x W 60 cm x D 65 cm 	<ul style="list-style-type: none"> – Energy efficiency class: A+ (284 kWh per year) – 0.78 kWh/24 h energy consumption – Approximate annual running costs £34.12* – Total net capacity 217 litres – Dimensions: H 171 cm x W 60 cm x D 65 cm
Key features	<ul style="list-style-type: none"> – Auto defrost fridge – Interior light – Anti-Bacterial Protection – Removable magnetic door seals 	<ul style="list-style-type: none"> – Frost free – Removable magnetic door seals
Additional features	<ul style="list-style-type: none"> – 1 vegetable/salad container – 7 safety glass shelves of which 6 are height adjustable – Bottle rack – Small pull-out fridge tray – Automatic door close if angle < 20° – Door right hinged, reversible – Height adjustable front feet 	<ul style="list-style-type: none"> – 2 compartments with glass shelves and transparent hinge – 5 freezer drawers – Freezing capacity: 20 kg in 24 hours – Freezer storage time in power failure: 27 hours – Automatic door close if angle < 20° – Door right hinged, reversible – Height adjustable front feet
Functions	<ul style="list-style-type: none"> – Super Cool function 	<ul style="list-style-type: none"> – SuperFreezing function – Optical and acoustic malfunction
Design	<ul style="list-style-type: none"> – LED electronic control 	<ul style="list-style-type: none"> – LED electronic control
Included accessories	<ul style="list-style-type: none"> – 1 x egg tray 	<ul style="list-style-type: none"> – 2 x ice packs – 1 x ice cube tray





*Based on average figure of 12p per kWh including VAT



	Classixx upright fridge KSR38N11GB white	Classixx upright freezer GSD34N11GB white
	 	 
Performance/ Technical Information	<ul style="list-style-type: none"> – Energy efficiency class: A+ (144 kWh per year) – 0.40 kwh/24 h energy consumption – Approximate annual running costs £17.30* – Total net capacity 355 litres – Dimensions: H 186 cm x W 60 cm x D 65 cm 	<ul style="list-style-type: none"> – Energy efficiency class: A+ (276 kWh per year) – 0.76 kwh/24 h energy consumption – Approximate annual running costs £33.11* – Total net capacity 248 litres – Dimensions: H 186 cm x W 60 cm x D 65 cm
Key features	<ul style="list-style-type: none"> – Auto defrost fridge – Interior light – Anti-Bacterial Protection – Removable magnetic door seals 	<ul style="list-style-type: none"> – Manual defrost – Removable magnetic door seals
Additional features	<ul style="list-style-type: none"> – 1 vegetable/salad container – 7 safety glass shelves of which 6 are height adjustable – Bottle rack – Automatic door close if angle < 20° – Door left hinged, reversible – Height adjustable front feet 	<ul style="list-style-type: none"> – 3 compartments with glass shelves – 5 freezer drawers – Freezing capacity: 30 kg in 24 hours – Freezer storage time in power failure: 18 hours – Automatic door close if angle < 20° – Door right hinged, reversible – Height adjustable front feet
Functions		<ul style="list-style-type: none"> – SuperFreezing function
Design	<ul style="list-style-type: none"> – Mechanical control 	<ul style="list-style-type: none"> – Mechanical control
Included accessories	<ul style="list-style-type: none"> – 1 x egg tray 	

* Based on average figure of 12p per kWh including VAT



	<i>Classixx upright fridge</i> KSR30N11GB white	<i>Classixx upright freezer</i> GSD26N11GB white
	 	 
Performance/ Technical Information	<ul style="list-style-type: none"> – Energy efficiency class: A+ (135 kWh per year) – 0.37 kWh/24 h energy consumption – Approximate annual running costs £16.21* – Total net capacity 287 litres – Dimensions: H 156 cm x W 60 cm x D 65 cm 	<ul style="list-style-type: none"> – Energy efficiency class: A+ (248 kWh per year) – 0.68 kWh/24 h energy consumption – Approximate annual running costs £29.74* – Total net capacity 199 litres – Dimensions: H 156 cm x W 60 cm x D 65 cm
Key features	<ul style="list-style-type: none"> – Auto defrost fridge – Interior light – Anti-Bacterial Protection – Removable magnetic door seals 	<ul style="list-style-type: none"> – Manual defrost – Removable magnetic door seals
Additional features	<ul style="list-style-type: none"> – 1 vegetable/salad container – 5 safety glass shelves of which 4 are height adjustable – Bottle rack – Automatic door close if angle < 20° – Door right hinged, reversible – Height adjustable front feet 	<ul style="list-style-type: none"> – 1 compartment with glass shelf – 5 freezer drawers – Freezing capacity: 22 kg in 24 hours – Freezer storage time in power failure: 18 hours – Automatic door close if angle < 20° – Door right hinged, reversible – Height adjustable front feet
Functions		<ul style="list-style-type: none"> – SuperFreezing function
Design	<ul style="list-style-type: none"> – Mechanical control 	<ul style="list-style-type: none"> – Mechanical control
Included accessories	<ul style="list-style-type: none"> – 1 x egg tray 	

*Based on average figure of 12p per kWh including VAT



Frost free fridge freezer KGN36S71 metal behind glass	
Performance/ Technical Information	<ul style="list-style-type: none"> – Energy efficiency class: A+ (281 kWh per year) – 0.77 kWh/24 h energy consumption – Approximate annual running costs £33.68* – Total net capacity 287 litres – Net fridge capacity 223 litres – Net freezer capacity 66 litres – Dimensions: H 185 cm x W 60 cm x D 65 cm
Key features	<ul style="list-style-type: none"> – Frost free – Multi Airflow Cooling – ChillerSafe – chiller compartment – HydroFresh – humidity controlled vegetable drawer on telescopic rails for prolonged storage – Interior LED light – Anti-Bacterial Protection – AirFresh Filter – Two separate cooling circuits allow independent temperature control and prevents the transference of humidity between the fridge and freezer cavity – Removable magnetic door seals
Additional features	<ul style="list-style-type: none"> – 3 safety glass shelves of which 2 are height adjustable – Bottle rack – 3 freezer drawers – Freezing capacity: 8 kg in 24 hours – Freezer storage time in power failure: 17 hours – Automatic door close if angle < 20° – Door right hinged, reversible – Height adjustable front feet
Functions	<ul style="list-style-type: none"> – SuperCool function – SuperFreezing function – Optical and acoustic malfunction warning
Design	<ul style="list-style-type: none"> – Electronic fridge and freezer control – Aluminium trim on interior shelves and trays
Included accessories	<ul style="list-style-type: none"> – 2 x ice packs – 1 x berry tray – 2 x egg trays – 3 x ice cube trays








*Based on average figure of 12p per kWh including VAT



Logixx Frost free fridge freezer KGH39A07GB white KGH39A47GB stainless steel look	
Performance/ Technical Information	<ul style="list-style-type: none"> – Energy efficiency class: A+ (308 kWh per year) – 0.84 kWh/24 h energy consumption – Approximate annual running costs £36.97* – Total net capacity 315 litres – Net fridge capacity 221 litres – Net freezer capacity 94 litres – Dimensions: H 200 cm x W 60 cm x D 65 cm
Key features	<ul style="list-style-type: none"> – Frost free – MultiAirflow Cooling – ChillerSafe – chiller compartment – Interior light – Anti-Bacterial Protection – AirFresh Filter – Two separate cooling circuits allow independent temperature control and prevents the transference of humidity between the fridge and freezer cavity – Removable magnetic door seals
Additional features	<ul style="list-style-type: none"> – 2 vegetable/salad containers – 3 safety glass shelves of which 2 are height adjustable – Bottle rack – 3 freezer drawers – Freezing capacity: 14 kg in 24 hours – Freezer storage time in power failure: 18 hours – Automatic door close if angle < 20° – Door right hinged, reversible – Height adjustable front feet
Functions	<ul style="list-style-type: none"> – SuperCool function – SuperFreezing function – Optical and acoustic malfunction warning
Design	<ul style="list-style-type: none"> – Electronic fridge and freezer control – Aluminium trim on interior shelves and trays
Included accessories	<ul style="list-style-type: none"> – 1 x berry tray – 2 x egg trays – 1 x can dispenser – 3 x ice cube trays








*Based on average figure of 12p per kWh including VAT



Exxcel frost free fridge freezer KGH34X05GB white / KGH34X50GB black / KGH34X45B stainless steel look	
	      
Performance/ Technical Information	<ul style="list-style-type: none"> - Energy efficiency class: A+ (295 kWh per year) - 0.81 kWh/24 h energy consumption - Approximate annual running costs £35.35* - Total net capacity 280 litres - Net fridge capacity 186 litres - Net freezer capacity 94 litres - Dimensions: H 185 cm x W 60 cm x D 65 cm
Key features	<ul style="list-style-type: none"> - Frost free - Multi Airflow Cooling - Interior light - Anti-Bacterial Protection - Two separate cooling circuits allow independent temperature control and prevents the transference of humidity between the fridge and freezer cavity - Removable magnetic door seals
Additional features	<ul style="list-style-type: none"> - 2 vegetable/salad containers - 3 safety glass shelves of which 2 are height adjustable - Bottle rack - 3 freezer drawers - Freezing capacity: 10 kg in 24 hours - Freezer storage time in power failure: 14 hours - Automatic door close if angle < 20° - Door right hinged, reversible - Height adjustable front feet
Functions	<ul style="list-style-type: none"> - SuperFreezing function
Design	<ul style="list-style-type: none"> - LED electronic control - Aluminium trim on interior shelves and trays
Included accessories	<ul style="list-style-type: none"> - 1 x berry tray - 1 x butter dish - 1 x can dispenser - 1 x ice cube tray



*Based on average figure of 12p per kWh including VAT



Exxcel frost free fridge freezer KGH33X03GB white KGH33X64GB stainless steel look	
      	
Performance/ Technical Information	<ul style="list-style-type: none"> – Energy efficiency class: A (334 kWh per year) – 0.92 kWh/24 h energy consumption – Approximate annual running costs £40.12* – Total net capacity 252 litres – Net fridge capacity 186 litres – Net freezer capacity 66 litres – Dimensions: H 170 cm x W 60 cm x D 65 cm
Key features	<ul style="list-style-type: none"> – Frost free – Multi Airflow Cooling – Interior light – Anti-Bacterial Protection – Air Fresh Filter – Two separate cooling circuits allow independent temperature control and prevents the transference of humidity between the fridge and freezer cavity – Removable magnetic door seals
Additional features	<ul style="list-style-type: none"> – 2 vegetable/salad containers – 3 safety glass shelves of which 2 are height adjustable – Bottle rack – 3 freezer drawers – Freezing capacity: 8 kg in 24 hours – Freezer storage time in power failure: 13 hours – Automatic door close if angle < 20° – Door right hinged, reversible – Height adjustable front feet
Functions	<ul style="list-style-type: none"> – SuperFreezing function
Design	<ul style="list-style-type: none"> – LED electronic control – Aluminium trim on interior shelves and trays
Included accessories	<ul style="list-style-type: none"> – 1 x butter dish – 1 x can dispenser – 1 x egg tray – 1 x ice cube tray

*Based on average figure of 12p per kWh including VAT



Avantixx fridge freezer KGV39X28GB white	
	 
Performance/ Technical Information	<ul style="list-style-type: none"> - Energy Efficiency class: A++ (214 kWh per year) - 0.59 kWh/24 h energy consumption - Approximate annual running costs £25.71* - Total net capacity: 347 litres - Net fridge capacity: 260 litres - Net freezer capacity: 87 litres - Dimensions: H 200 cm x W 60 cm x D 65 cm
Key features	<ul style="list-style-type: none"> - Auto defrost function in fridge - Manual defrost freezer - Anti-Bacterial Protection - Removable magnetic door seals
Additional features	<ul style="list-style-type: none"> - 1 vegetable/salad container - 5 safety glass shelves of which 4 are height adjustable - Bottle rack - 3 freezer drawers - Freezing capacity: 4.5 kg in 24 hours - Freezer storage time in power failure: 24 hours - Door right hinged, reversible - Height adjustable front feet
Design	<ul style="list-style-type: none"> - Mechanical control - Aluminium trim on interior shelves and trays
Included accessories	<ul style="list-style-type: none"> - 1 x butter dish - 2 x egg trays - 1 x ice cube tray





*Based on average figure of 12p per kWh including VAT



	Avantixx fridge freezer KGV36X10GB white KGV36X48GB stainless steel look	Fridge freezer KGV33X60GB stainless steel look
Performance/ Technical Information	<ul style="list-style-type: none"> – Energy efficiency class: A++ (205 kWh per year) – 0.56 kwh/24 h energy consumption – Approximate annual running costs £24.62* – Total net capacity: 312 litres – Net fridge capacity: 225 litres – Net freezer capacity: 87 litres – Dimensions: H 185 cm x W 60 cm x D 65 cm 	<ul style="list-style-type: none"> – Energy efficiency class: A+ (273 kWh per year) – 0.75 kwh/24 h energy consumption – Approximate annual running costs £32.81* – Total net capacity: 277 litres – Net fridge capacity: 190 litres – Net freezer capacity: 87 litres – Dimensions: H 170 cm x W 60 cm x D 65 cm
Key features	<ul style="list-style-type: none"> – Auto defrost function in fridge – Manual defrost freezer – Interior light – Anti-Bacterial Protection – Removable magnetic door seals 	<ul style="list-style-type: none"> – Auto defrost function in fridge – Interior light – Manual defrost freezer – Anti-Bacterial Protection – Removable magnetic door seals
Additional features	<ul style="list-style-type: none"> – 1 vegetable/salad container – 4 safety glass shelves of which 3 are height adjustable – Bottle rack – 3 freezer drawers – Freezing capacity: 4 kg in 24 hours – Freezer storage time in power failure: 24 hours – Door right hinged, reversible – Height adjustable front feet 	<ul style="list-style-type: none"> – 1 vegetable/salad container – 4 safety glass shelves of which 3 are height adjustable – Bottle rack – 3 freezer drawers – Freezing capacity: 4 kg in 24 hours – Freezer storage time in power failure: 24 hours – Door right hinged, reversible – Height adjustable front feet
Design	<ul style="list-style-type: none"> – Mechanical control – Aluminium trim on interior shelves and trays 	<ul style="list-style-type: none"> – Mechanical control – Aluminium trim on interior shelves and trays
Included accessories	<ul style="list-style-type: none"> – 1 x egg tray – 1 x ice cube tray 	<ul style="list-style-type: none"> – 1 x butter dish – 1 x egg tray – 1 x ice cube tray



*Based on average figure of 12p per kWh including VAT



	<i>Classixx</i> fridge freezer KGV36V10GB white	<i>Classixx</i> fridge freezer KGV33V10GB white
	 	 
Performance/ Technical Information	<ul style="list-style-type: none"> – Energy efficiency class: A+ (287 kWh per year) – 0.78 kwh/24 h energy consumption – Approximate annual running costs £34.38* – Total net capacity: 311 litres – Net fridge capacity: 225 litres – Net freezer capacity: 87 litres – Dimensions: H 185 cm x W 60 cm x D 65 cm 	<ul style="list-style-type: none"> – Energy efficiency class: A+ (273 kWh per year) – 0.75 kwh/24 h energy consumption – Approximate annual running costs £38.81* – Total net capacity: 277 litres – Net fridge capacity: 190 litres – Net freezer capacity: 87 litres – Dimensions: H 170 cm x W 60 cm x D 61 cm
Key features	<ul style="list-style-type: none"> – Auto defrost function in fridge – Interior light – Manual defrost freezer – Anti-Bacterial Protection – Removable magnetic door seals 	<ul style="list-style-type: none"> – Auto defrost function in fridge – Interior light – Manual defrost freezer – Anti-Bacterial Protection – Removable magnetic door seals
Additional features	<ul style="list-style-type: none"> – 1 vegetable/salad container – 4 safety glass shelves of which 3 are height adjustable – Bottle rack – 3 freezer drawers – Freezing capacity: 4 kg in 24 hours – Freezer storage time in power failure: 24 hours – Door right hinged, reversible – Height adjustable front feet 	<ul style="list-style-type: none"> – 1 vegetable/salad container – 4 safety glass shelves of which 3 are height adjustable – Bottle rack – 3 freezer drawers – Freezing capacity: 4 kg in 24 hours – Freezer storage time in power failure: 24 hours – Door right hinged, reversible – Height adjustable front feet
Design	<ul style="list-style-type: none"> – Mechanical control 	<ul style="list-style-type: none"> – Mechanical control
Included accessories	<ul style="list-style-type: none"> – 1 x egg tray – 1 x ice cube tray 	<ul style="list-style-type: none"> – 2 x egg trays – 1 x ice cube tray



*Based on average figure of 12p per kWh including VAT



	<i>Classixx</i> fridge freezer KGV28V01GB white	<i>Classixx</i> fridge freezer KGV24V01GB white
		
Performance/ Technical Information	<ul style="list-style-type: none"> - Energy efficiency class: A (320 kWh per year) - 0.88 kwh/24 h energy consumption - Approximate annual running costs £38.37* - Total net capacity: 251 litres - Net fridge capacity: 157 litres - Net freezer capacity: 94 litres - Dimensions: H 171 cm x W 55 cm x D 61 cm 	<ul style="list-style-type: none"> - Energy efficiency class: A (292 kWh per year) - 0.8 kwh/24 h energy consumption - Approximate annual running costs £35.04* - Total net capacity: 231 litres - Net fridge capacity: 175 litres - Net freezer capacity: 56 litres - Dimensions: H 156 cm x W 55 cm x D 61 cm
Key features	<ul style="list-style-type: none"> - Auto defrost function in fridge - Interior light - Manual defrost freezer - Removable magnetic door seals 	<ul style="list-style-type: none"> - Auto defrost function in fridge - Interior light - Manual defrost freezer - Removable magnetic door seals
Additional features	<ul style="list-style-type: none"> - 2 vegetable/salad containers - 3 safety glass shelves of which 2 are height adjustable - Bottle rack - 3 freezer drawers - Freezing capacity: 5 kg in 24 hours - Freezer storage time in power failure: 16 hours - Door right hinged, reversible - Height adjustable front feet 	<ul style="list-style-type: none"> - 2 vegetable/salad containers - 4 safety glass shelves of which 3 are height adjustable - Bottle rack - 2 freezer drawers - Freezing capacity: 3 kg in 24 hours - Freezer storage time in power failure: 16 hours - Door right hinged, reversible - Height adjustable front feet
Design	<ul style="list-style-type: none"> - Mechanical control 	<ul style="list-style-type: none"> - Mechanical control
Included accessories	<ul style="list-style-type: none"> - 1 x egg tray - 1 x ice cube tray 	<ul style="list-style-type: none"> - 1 x egg tray - 1 x ice cube tray

*Based on average figure of 12p per kWh including VAT



	Wine cabinet KSW30V80GB silver/glass	Wine cabinet KTW18V80GB silver/glass
		
Performance/ Technical Information	<ul style="list-style-type: none"> – 0.53 kwh/24 h energy consumption – Approximate annual running costs £23.21* – Total net capacity: 360 litres – Dimensions: H 185 cm x W 59.5 cm x D 59.5 cm 	<ul style="list-style-type: none"> – 0.36 kwh/24 h energy consumption – Approximate annual running costs £15.77* – Total net capacity: 140 litres – Dimensions: H 85 cm x W 59.5 cm x D 59.5 cm
Key features	<ul style="list-style-type: none"> – UV protected tinted glass door with s/steel handle – Temperature range from 6-18°C – Wine rack for up to 120 0.75cl bottles – Interior light 	<ul style="list-style-type: none"> – UV protected tinted glass door with s/steel handle – Temperature range from 6-18°C – Wine rack for up to 43 0.75cl bottles – Interior light
Additional features	<ul style="list-style-type: none"> – 9 oak shelves, of which 8 are height adjustable – Right hinged door – Height adjustable front feet 	<ul style="list-style-type: none"> – 4 oak shelves, of which 3 are height adjustable – Right hinged door – Height adjustable front feet
Design	<ul style="list-style-type: none"> – Electronic control 	<ul style="list-style-type: none"> – Electronic control

* Based on average figure of 12p per kWh including VAT

American-style Fridge Freezers.

Brilliant masterpieces in XXL format, the new Bosch American-style fridge freezers will easily cope with the demands of a large family, and make a bold design statement too.



High capacity with stylish design

Choose either the classic steel look, with fingerprint resistant finish; sleek, chic gloss black, or the stunning high-gloss glass front white model.



Saving a further 25% of energy with A+

The new Bosch American-style models set the standard in high-performance refrigeration technology combined with outstanding environmental-friendliness. The Avantixx model has an A energy efficiency rating, while the Exxcel and Logixx models come with an A+ energy efficiency rating which is up to 25% more economical than energy efficiency class A.



In-door electronic controls

All models feature fully electronic controls set conveniently into the door exterior, giving you precise fingertip control of the temperature of both the fridge and freezer compartments.

In-door ice and chilled water dispenser

The in-door ice and chilled water dispenser gives you the choice of chilled, filtered water, crushed ice and ice cubes – up to 140 every 24 hours.

FreshProtectBox

Our top-of-the-range model features a separate compartment with independent temperature control. Conveniently accessible on smooth-running telescopic rails, the multi-purpose FreshProtectBox keeps food items fresher for longer. With 3 temperature settings: 4°C, 2°C and 0°C, it can be used to store different foods like fish, meat, vegetables, fruit or dairy products, at the most appropriate temperature for the food type.

EasyLift safety glass shelf

The EasyLift safety glass shelf on our top-of-the-range can be raised or lowered without emptying it first – convenient, flexible, easy.

Dazzling design

The interiors of our American-style fridge freezers shine with exceptionally bright lighting for optimum viewing.



Separate cooling systems

A separate evaporator for the fridge and freezer sections, not only prevents the transfer of flavours, but also allows the fridge and freezer temperatures to be controlled separately.



reddot design award
winner 2009



Logixx American-style fridge freezer KAD62S20 high gloss white	
Performance/ Technical Information	<ul style="list-style-type: none"> – Energy efficiency class: A+ (467 kWh per year) – 1.28 kWh/24 h energy consumption – Approximate annual running costs £56.06* – Total net capacity: 533 litres – Net fridge capacity: 355 litres – Net freezer capacity: 178 litres – Dimensions: H 175.6 cm x W 91 cm x D 76.1 cm
Key features	<ul style="list-style-type: none"> – Full frost free – FreshProtectBox – temperature controlled vegetable container with three temperature settings – MultiAirflow cooling – Interior light – Anti-bacterial Protection – AirFresh Filter – Two separate cooling circuits allow independent temperature control and prevents the transference of humidity between the fridge and freezer cavity – Removable magnetic door seals
Additional features	<ul style="list-style-type: none"> – 2 full width vegetable/salad containers on telescopic rails – 4 safety glass shelves in fridge section of which 3 are height adjustable – Extendable glass shelf – EasyLift glass shelf – 2 large and 2 small tiltable door trays in fridge – Bottle rack – Dairy compartment – In-door water and ice dispenser: chilled water, crushed ice, ice cubes, quick ice, water filter – Ice cube output 1.7 kg / 24 hours (140 pieces) – 2 freezer drawers – 3 safety glass shelves in freezer section which 2 are height adjustable – Freezing capacity: 12 kg in 24 hours – Freezer storage time in power failure: 16 hours
Functions	<ul style="list-style-type: none"> – SuperCool function – SuperFreezing function – Optical and acoustic malfunction warning – Holiday mode – Economy setting
Design	<ul style="list-style-type: none"> – LCD in-door display – Silver trim on interior shelves and trays
Included accessories	<ul style="list-style-type: none"> – 2 x ice packs – 1 x connection hose – 1 x egg tray

*Based on average figure of 12p per kWh including VAT



**Exxcel American-style fridge freezer
KAD62V40GB stainless steel look**



Performance/ Technical Information	<ul style="list-style-type: none"> - Energy efficiency class A+ (456 kWh per year) - 1.25 kWh/24 h energy consumption - Approximate annual running costs £54.72* - Total net capacity: 564 litres - Net fridge capacity: 385 litres - Net freezer capacity: 179 litres - Dimensions: H 175.6 cm x W 91 cm x D 76.1 cm
Key features	<ul style="list-style-type: none"> - Full frost free - MultiAirflow cooling - Interior light - Anti-bacterial Protection - Two separate cooling circuits allow independent temperature control and prevents the transference of humidity between the fridge and freezer cavity - Electronic controls - Removable magnetic door seals
Additional features	<ul style="list-style-type: none"> - 2 full width vegetable/salad containers on telescopic rails - 4 safety glass shelves in fridge section of which 3 are height adjustable - Extendable glass shelf - 2 large and 2 small tiltable door trays in fridge - Dairy compartment - In-door water and ice dispenser: chilled water, crushed ice, ice cubes, quick ice, water filter - Ice cube output 1.7 kg / 24 hours (140 pieces) - 2 freezer drawers - 3 safety glass shelves in freezer section which 2 are height adjustable - Freezing capacity: 12 kg in 24 hours - Freezer storage time in power failure: 16 hours
Functions	<ul style="list-style-type: none"> - SuperCool function - SuperFreezing function - Optical and acoustic malfunction warning
Design	<ul style="list-style-type: none"> - LCD in-door display
Included accessories	<ul style="list-style-type: none"> - 1 x egg tray

*Based on average figure of 12p per kWh including VAT







Avantixx American style fridge freezer
KAN62V40GB stainless steel look



Performance/ Technical Information	<ul style="list-style-type: none"> - Energy efficiency class: A (456 kWh per year) - 1.65 kWh/24 h energy consumption - Approximate annual running costs £72.27* - Total net capacity: 604 litres - Net fridge capacity: 385 litres - Net freezer capacity: 219 litres - Dimensions: H 175.6 cm x W 91 cm x D 76.1 cm
Key features	<ul style="list-style-type: none"> - Full frost free - MultiAirflow cooling - Bright interior lighting - Anti-Bacterial Protection - Two separate cooling circuits allow independent temperature control and prevents the transference of humidity between the fridge and freezer cavity - Electronic controls - Removable magnetic door seals
Additional features	<ul style="list-style-type: none"> - 2 full width vegetable/salad containers on telescopic rails - 4 safety glass shelves in fridge section of which 3 are height adjustable - Extendable glass shelf - 2 large and 2 small tiltable door trays in fridge - Dairy compartment - 2 freezer drawers - 4 safety glass shelves in freezer section which 2 are height adjustable - Twist ice dispenser - Freezing capacity: 12 kg in 24 hours - Freezer storage time in power failure: 16 hours
Functions	<ul style="list-style-type: none"> - SuperCool function - SuperFreezing function - Optical and acoustic malfunction warning
Design	<ul style="list-style-type: none"> - LCD in-door display
Included accessories	<ul style="list-style-type: none"> - 1 x egg tray





*Based on average figure of 12p per kWh including VAT



	Chest freezer GTM38A00GB white	Chest freezer GTM30A30GB white
	 	 
Performance/ Technical Information	<ul style="list-style-type: none"> – Energy efficiency class: A+ (288 kWh per year) – 0.79 kwh/24 h energy consumption – Approximate annual running costs £34.60* – Total net capacity: 365 litres – Dimensions: H 88.5 cm x W 162.5 cm x D 66 cm 	<ul style="list-style-type: none"> – Energy efficiency class: A++ (190 kWh per year) – 0.52 kwh/24 h energy consumption – Approximate annual running costs £22.78* – Total net capacity: 287 litres – Dimensions: H 88.5 cm x W 134.5 cm x D 66 cm
Key features	<ul style="list-style-type: none"> – Counterbalanced lid – 3 basket 	<ul style="list-style-type: none"> – Counterbalanced lid – 2 basket
Additional features	<ul style="list-style-type: none"> – Freezer light – Removable dividing wall, which can be used for collecting defrosted water – Freezing capacity: 25 kg in 24 hours – Freezer storage time in power failure: 50 hours – Automatic door close if angle < 20° – Height adjustable front feet 	<ul style="list-style-type: none"> – Freezer light – Removable dividing wall, which can be used for collecting defrosted water – Freezing capacity: 23 kg in 24 hours – Freezer storage time in power failure: 50 hours – Automatic door close if angle < 20° – Height adjustable front feet
Design	<ul style="list-style-type: none"> – Mechanical control 	<ul style="list-style-type: none"> – Mechanical control
Functions	<ul style="list-style-type: none"> – SuperFreezing function – Economy setting – Visual warning system 	<ul style="list-style-type: none"> – SuperFreezing function – Economy setting – Visual warning system
Included accessories	<ul style="list-style-type: none"> – 1 x water defrost tray 	<ul style="list-style-type: none"> – 1 x water defrost tray

*Based on average figure of 12p per kWh including VAT



	Chest freezer GTM30A00GB white	Chest freezer GTM26A00GB white
	 	 
Performance/ Technical Information	<ul style="list-style-type: none"> – Energy efficiency class: A+ (252 kWh per year) – 0.69 kWh/24 h energy consumption – Approximate annual running costs £30.22* – Total net capacity: 287 litres – Dimensions: H 88.5 cm x W 134.5 cm x D 66 cm 	<ul style="list-style-type: none"> – Energy efficiency class: A+ (223 kWh per year) – 0.61 kWh/24 h energy consumption – Approximate annual running costs £26.72* – Total net capacity: 225 litres – Dimensions: H 88.5 cm x W 112 cm x D 66 cm
Key features	<ul style="list-style-type: none"> – Counterbalanced lid – 2 basket 	<ul style="list-style-type: none"> – Counterbalanced lid – 2 basket
Additional features	<ul style="list-style-type: none"> – Freezer light – Removable dividing wall, which can be used for collecting defrosted water – Freezing capacity: 25 kg in 24 hours – Freezer storage time in power failure: 50 hours – Automatic door close if angle < 20° – Height adjustable front feet 	<ul style="list-style-type: none"> – Freezer light – Removable dividing wall, which can be used for collecting defrosted water – Freezing capacity: 23 kg in 24 hours – Freezer storage time in power failure: 50 hours – Automatic door close if angle < 20° – Height adjustable front feet
Design	<ul style="list-style-type: none"> – Mechanical control 	<ul style="list-style-type: none"> – Mechanical control
Functions	<ul style="list-style-type: none"> – SuperFreezing function – Economy setting – Visual warning system 	<ul style="list-style-type: none"> – SuperFreezing function – Economy setting – Visual warning system
Included accessories	<ul style="list-style-type: none"> – 1 x water defrost tray 	<ul style="list-style-type: none"> – 1 x water defrost tray

* Based on average figure of 12p per kWh including VAT

Fridge and wine cabinet specifications

	UNDER COUNTER FRIDGES						UPRIGHT FRIDGES				WINE CABINETS	
	Logixx	Exxcel	-	Classixx			Exxcel	Avantixx	Classixx	-		
MODEL	KTR18P20GB	KTR16A21GB	KTR16A60GB	KTR14N11GB	KTR15V22GB	KTL15V22GB	KSR38X31GB	KSR34V11GB	KSR30N11GB	KSR38N11GB	KSW30V80GB	KTW18V80GB
Featured on page	P83	P84	P85	P87	P86	P86	P89	P90	P92	P91	P101	P101
Colour of door	white	white	silver	white	white	white	white	white	white	white	silver	silver
PERFORMANCE/TECHNICAL INFORMATION												
Energy efficiency class ¹	A+	A+	A+	A	A	A	A++	A+	A+	A+	-	-
Energy consumption (kWh) ²	0.32	0.31	0.31	0.41	0.42	0.63	0.28	0.38	0.37	0.40	0.53	0.36
Total annual energy consumption (kWh)	117	113	113	150	153	230	103	139	135	144	193	131
Annual running cost (based on 12p/kWh)	£14.02	£13.58	£13.58	£17.96	£18.40	£27.59	£12.35	£16.64	£16.21	£17.30	£23.21	£15.77
Total gross capacity (l)	154	153	153	144	150	145	357	323	289	357	389	150
Total net capacity (l)	151	152	152	142	148	140	355	321	287	355	340	140
Height (mm)	850	850	850	850	850	850	1860	1710	1560	1860	1850	850
Width (mm)	600	600	600	500	550	550	600	600	600	600	595	595
Depth (mm), excl. wall distance, excl. handle	612	612	612	610	612	612	650	650	650	650	595	595
Gross weight (kg)	40	41	41	33	35	38	71	65	58	67	93	52
Net weight (kg)	37	38	38	31	32	36	65	60	53	61	84	47
KEY FEATURES												
Defrost process	automatic	automatic	automatic	automatic	automatic	automatic	automatic	automatic	automatic	automatic	automatic	automatic
Active Cooling	-	-	-	-	-	-	●	●	●	●	-	-
Capacity in 0.75l bottles	-	-	-	-	-	-	-	-	-	-	120	43
Anti-UV light smoked glass door	-	-	-	-	-	-	-	-	-	-	●	●
Interior lighting	-	●	●	●	●	●	LED	●	●	●	●	●
Removable magnetic door seals	●	●	●	●	●	●	●	●	●	●	-	-
Anti-Bacterial Protection	●	●	●	●	●	●	●	●	●	●	-	-
ADDITIONAL FEATURES												
Number of safety glass shelves	-	4	4	4	4	3	7	7	5	7	9	4
Number of adjustable safety glass shelves	-	2	2	3	3	2	6	6	4	5	8	3
Range of temperature (°C)	-	-	-	-	-	-	-	-	-	-	6-18	6-18
Material of shelves	safety glass	safety glass	safety glass	safety glass	safety glass	safety glass	safety glass	safety glass	safety glass	safety glass	wood	wood
Easy Access drawers	●	-	-	-	-	-	-	-	-	-	-	-
Number of vegetable containers	-	2	2	1	1	1	2	1	1	1	-	-
Pull-out fridge tray	-	-	-	-	-	-	●	●	-	-	-	-
Bottle rack	-	●	●	-	●	●	●	●	●	●	-	-
Ice Box	-	-	-	-	-	-	●	-	-	-	-	-
Freezer star rating ³	-	-	-	-	-	●●●●	-	-	-	-	-	-
Door mounting	right hinged, reversible	right hinged, reversible	right hinged, reversible	right hinged, reversible	right hinged, reversible	right hinged, reversible	left hinged, reversible	right hinged, reversible	right hinged, reversible	left hinged, reversible	right hinged	right hinged
Adjustable front feet	●	●	●	●	●	●	●	●	●	●	●	●
Climate class ⁴	SN	SN-ST	SN-ST	SN-ST	SN	SN	SN-T	SN-T	SN-T	SN-T	N-ST	SN-ST
Can be built-under	-	●	●	●	●	●	-	-	-	-	-	-
FUNCTIONS												
SuperCool function	●	-	-	-	-	-	●	●	-	-	-	-
DESIGN												
Type of control	electronic	mechanical	mechanical	mechanical	mechanical	mechanical	electronic	electronic	mechanical	mechanical	electronic, external	electronic, external
LED temperature readout	●	-	-	-	-	-	●	●	-	-	●	●
TECHNICAL DATA												
Noise level (dB(A) re 1pW)	37	37	37	40	38	37	39	39	39	39	38	38
Voltage (V)	220-240	220-240	220-240	220-240	220-240	220-240	220-240	220-240	220-240	220-240	220-230	220-240
Current (A)	10	10	10	10	13	13; 10	10	10	10	10	10	10
CFC-free insulation and refrigerant	●/●	●/●	●/●	●/●	●/●	●/●	●/●	●/●	●/●	●/●	●/●	●/●
HFC-free insulation and refrigerant	●/●	●/●	●/●	●/●	●/●	●/●	●/●	●/●	●/●	●/●	●/●	●/●
Approval certificates	VDE	CE	CE	CE	CE	CE, VDE	VDE	CE	CE	CE	CE, VDE	CE, VDE
INCLUDED ACCESSORIES												
Egg tray	2	2	2	1	1	1	2	1	1	1	-	-
OPTIONAL ACCESSORIES												
Flexible connection strip white - KSZ12523	-	-	-	-	-	-	●	●	●	●	-	-

¹ EC rating scheme designed to compare energy efficiency of comparable appliances.

² Energy consumption in 24 hours is calculated according to DIN EN 153, 1990 edition.

³ ●●●● Freezer at -18°C or less, for fresh & frozen food.

⁴ Climate Class N : Room temperatures +16°C to +32°C
Climate Class SN : Room temperatures +10°C to +32°C
Climate Class ST : Room temperatures +18°C to +38°C

As a guideline A++ means very economical, A+ economical, A is average, and B-G represents a high consumption. Consumption rates are quoted to assist comparisons for different appliances. During actual operation, consumption may vary slightly. All cooling appliances require adequate ventilation (min. 200cm²) Please refer to user / installation instructions. Wine coolers require a ventilation distance of 4cm around the appliance for optimum performance on installation. **Data in this table valid as April 2010.**

Subject to modification without prior notice.

Freezer specifications

	UNDER COUNTER FREEZERS					UPRIGHT FREEZERS				CHEST FREEZERS				
	Logixx	Exxxel	-	Classixx		Logixx	Exxxel	Avantixx	Classixx		-	GTM 26A00GB	GTM 30A00GB	GTM 30A30GB
MODEL	GSD 14A20GB	GSD 12V21GB	GSD 12V61GB	GSD 10N21GB	GSD 11V22GB	GSN 40A32GB	GSN 32X23GB	GSN 28V11GB	GSD 26N11GB	GSD 34N11GB	GTM 26A00GB	GTM 30A00GB	GTM 30A30GB	GTM 38A00GB
Featured on page	P83	P84	P85	P87	P86	P88	P89	P90	P92	P91	P106	P106	P107	P107
Colour of door	white	white	silver	white	white	white	white	white	white	white	white	white	white	white
PERFORMANCE/TECHNICAL INFORMATION														
Energy efficiency class ¹	A	A+	A+	A	A	A++	A+	A+	A+	A+	A+	A+	A++	A+
Energy consumption (kWh) ²	0.57	0.49	0.49	0.55	0.55	0.71	0.83	0.78	0.68	0.76	0.61	0.69	0.52	0.79
Total annual energy consumption (kWh)	208	179	179	201	201	259	303	284	248	276	223	252	190	288
Annual running cost (based on 12p/kWh)	£24.97	£21.46	£21.46	£24.09	£24.09	£31.10	£36.35	£34.12	£29.74	£33.11	£26.72	£30.22	£22.78	£34.60
Total gross capacity (l)	120	120	120	106	109	373	276	249	217	270	230	292	292	371
Total net capacity (l)	97	97	97	84	80	330	244	217	199	248	225	287	287	365
Height (mm)	850	850	850	850	850	1850	1860	1710	1560	1860	885	885	885	885
Width (mm)	600	600	600	500	550	700	600	600	600	600	1120	1345	1345	1625
Depth (mm), excl. wall distance, excl. handle	612	612	612	610	612	750	650	650	650	650	660	660	660	660
Gross weight (kg)	42	41	42	35	36	95	72	67	63	71	50	63	52	65
Net weight (kg)	39	38	39	32	33	88	67	62	58	66	48	61	50	63
KEY FEATURES														
Frost free system	-	-	-	-	-	●	●	●	-	-	-	-	-	-
Defrost process	manual	manual	manual	manual	manual	automatic	automatic	automatic	manual	manual	manual	manual	manual	manual
Interior lighting	●	-	-	-	-	●	-	-	-	-	●	●	●	●
Removable magnetic door seals	●	●	●	●	●	●	●	●	●	●	-	-	-	-
ADDITIONAL FEATURES														
Freezer star rating ³	★★★★	★★★★	★★★★	★★★★	★★★★	★★★★	★★★★	★★★★	★★★★	★★★★	★★★★	★★★★	★★★★	★★★★
Number of drawers/baskets	4	4	4	3	3	5	5	5	5	5	4	4	4	4
Number of flaps	0	0	0	0	0	2	2	2	1	3	2	2	2	3
Freezing capacity (kg) in 24hrs ⁴	18	18	18	12	10	22	20	20	22	30	23	25	23	25
Storage time in power failure (hrs) ⁵	20	20	25	17	17	23	24	24	18	18	50	50	50	50
Interior lighting	●	-	-	-	-	●	LED*	-	-	-	●	●	●	●
Thaw water drainage system	●	●	●	-	-	●	●	●	-	-	●	●	●	●
Adjustable front feet	●	●	●	●	●	●	●	●	●	●	-	-	-	-
Climate class ⁶	SN	SN	SN	SN-T	SN	SN-T	SN-T	SN-T	SN-T	SN-T	SN-ST	SN-ST	SN-T	SN-ST
Can be built-under	-	●	●	●	●	-	-	-	-	-	-	-	-	-
Door mounting	right hinged, reversible	right hinged, reversible	right hinged, reversible	right hinged, reversible	right hinged, reversible	right hinged, reversible	right hinged, reversible	right hinged, reversible	right hinged, reversible	right hinged, reversible	right hinged, reversible	-	-	-
Lockable door	-	-	-	-	-	-	-	-	-	-	●	●	●	●
FUNCTIONS														
SuperFreezing function	●	●	●	●	●	●	●	●	●	●	●	●	●	●
Warning signal / malfunction freezer	optical and acoustic	optical and acoustic	optical and acoustic	optical	optical	optical and acoustic	optical and acoustic	optical and acoustic	-	-	optical	optical	optical	optical
Settings											Eco setting	Eco setting	Eco setting	Eco setting
DESIGN														
Type of control	electronic	mechanical	mechanical	mechanical	mechanical	electronic	electronic	electronic	mechanical	mechanical	mechanical	mechanical	mechanical	mechanical
LED temperature readout	●	-	-	-	-	●	●	●	-	-	-	-	-	-
TECHNICAL DATA														
Noise level (dB(A) re 1pW)	38	37	37	40	38	41	42	42	40	40	40	42	42	43
Current (A)	10	13	13	10	10	10	10	10	10	10	220-240	220-240	220-240	220-240
Voltage (V)	220-240	220-240	220-240	220-240	220-240	220-240	220-240	220-240	220-240	220-240	10	10	10	10
Approval certificates	CE	CE	CE, VDE	CE	CE	VDE	VDE	VDE	CE	CE	VDE	VDE	VDE	VDE
CFC-free insulation and refrigerant	●/●	●/●	●/●	●/●	●/●	●/●	●/●	●/●	●/●	●/●	●/●	●/●	●/●	●/●
HFC-free insulation and refrigerant	●/●	●/●	●/●	●/●	●/●	●/●	●/●	●/●	●/●	●/●	●/●	●/●	●/●	●/●
INCLUDED ACCESSORIES														
Ice packs	-	-	2	-	-	2	-	2	-	-	-	-	-	-
Water defrost tray	-	-	-	-	-	-	-	-	-	-	●	●	●	●
OPTIONAL ACCESSORIES														
Flexible connection strip white - KSZ12523	-	-	-	-	-	●	●	●	●	●	-	-	-	-
Basket GTZ30110 (h x w x d: 15.5 x 40.3 x 26.5)	-	-	-	-	-	-	-	-	-	-	●	●	●	●

¹ EC rating scheme designed to compare energy efficiency of comparable appliances.

² Energy consumption in 24 hours is calculated according to DIN EN 153, 1990 edition.

³ ★★★★★ Freezer at -18°C or less, for fresh & frozen food.

⁴ Freezer capacity quoted may only be attained by switching to constant operation and not on a 24 hour basis.

⁵ Temperature increases from -18°C to -9°C, time taken is when appliance is full. When only partially stocked, less time is involved.

⁶ Climate Class N : Room temperatures +16°C to +32°C
 Climate Class SN : Room temperatures +10°C to +32°C
 Climate Class ST : Room temperatures +18°C to +38°C

* From mid April production

As a guideline A++ means very economical, A+ economical, A is average, and B-G represents a high consumption. Consumption rates are quoted to assist comparisons for different appliances. During actual operation, consumption may vary slightly. All cooling appliances require adequate ventilation (min. 200cm²) Please refer to user / installation instructions. Wine coolers require a ventilation distance of 4cm around the appliance for optimum performance on installation. **Data in this table valid as April 2010.** Subject to modification without prior notice.

Fridge freezer specifications

FRIDGE-FREEZERS

	Logixx			Exxel					Avantixx		
MODEL	KGX 36S71	KGX 39A07GB	KGX 39A47GB	KGX 33X03GB	KGX 33X64GB	KGX 34X05GB	KGX 34X45GB	KGX 34X50GB	KGX 36X10GB	KGX 36X48GB	KGX 39X28GB
Featured on page	P93	P94	P94	P96	P96	P95	P95	P95	P98	P98	P97
Colour of door	metal behind glass	white	s/steel look	white	s/steel look	white	s/steel look	black	white	s/steel look	white
PERFORMANCE/TECHNICAL INFORMATION											
Energy efficiency class ¹	A+	A+	A+	A	A+	A+	A+	A+	A++	A++	A++
Energy consumption (kWh) ²	0.77	0.84	0.84	0.92	0.73	0.81	0.81	0.81	0.56	0.56	0.59
Total annual energy consumption (kWh)	281	308	308	334	266	295	295	295	205	205	214
Annual running cost (based on 12p/kWh)	£33.68	£36.97	£36.97	£40.12	£31.97	£35.35	£35.35	£35.35	£24.62	£24.62	£25.71
Total gross capacity (l)	330	358	358	291	291	318	318	318	326	326	361
Refrigerator gross capacity (l)	230	230	230	191	191	191	191	191	226	226	261
Freezer gross capacity (l)	100	128	128	100	100	127	127	127	100	100	100
Total net capacity (l)	287	315	315	252	252	280	280	280	312	312	347
Refrigerator net capacity (l)	223	221	221	186	186	186	186	186	225	225	260
Freezer net capacity (l)	66	94	94	66	66	94	94	94	87	87	87
Height (mm)	1850	2000	2000	1700	1700	1850	1850	1850	1850	1850	2000
Width (mm)	600	600	600	600	600	600	600	600	600	600	600
Depth (mm), excl. wall distance, excl. handle	650	650	650	650	650	650	650	650	650	650	650
Gross weight (kg)	95	82	82	69	69	76	77	76	79	80	81
Net weight (kg)	92	80	80	64	63	70	71	70	73	74	74
KEY FEATURES											
Ice water dispenser	-	-	-	-	-	-	-	-	-	-	-
Twist ice dispenser	-	-	-	-	-	-	-	-	-	-	-
FreshProtectBox	-	-	-	-	-	-	-	-	-	-	-
EasyLift glass shelf	-	-	-	-	-	-	-	-	-	-	-
Frost free system	full	full	full	full	full	full	full	full	-	-	-
Defrost process fridge section	automatic	automatic	automatic	automatic	automatic	automatic	automatic	automatic	automatic	automatic	automatic
Defrost process freezer section	automatic	automatic	automatic	automatic	automatic	automatic	automatic	automatic	manual	manual	manual
Number of independent cooling circuits	2	2	2	2	2	2	2	2	1	1	1
MultiAirflow Cooling	●	●	●	●	●	●	●	●	-	-	-
ChillerSafe compartment	●	●	●	-	-	-	-	-	-	-	-
HydroFresh compartment	●	-	-	-	-	-	-	-	-	-	-
AirFresh filter	●	●	●	-	-	-	-	-	-	-	-
LED interior lighting	●	-	-	-	-	-	-	-	-	-	-
Removable magnetic door seals	●	●	●	●	●	●	●	●	●	●	●
Anti-Bacterial Protection	●	●	●	●	●	●	●	●	●	●	●
ADDITIONAL FEATURES											
Number of deli drawers	-	-	-	-	-	-	-	-	-	-	-
Water filter	-	-	-	-	-	-	-	-	-	-	-
Number of safety glass shelves in fridge compartment	3	3	3	3	3	3	3	3	4	4	5
Number of adjustable safety glass shelves in fridge compartment	2	2	2	2	2	2	2	2	3	3	4
Number of vegetable containers	1 on telescopic rails	2	2	2	2	2	2	2	1	1	1
Bottle rack	●	●	●	●	●	●	●	●	●	●	●
Can dispenser	-	●	●	●	●	●	●	●	-	-	-
Freezer star rating ³	★★★★	★★★★	★★★★	★★★★	★★★★	★★★★	★★★★	★★★★	★★★★	★★★★	★★★★
Freezer drawers	3	3	3	3	3	3	3	3	3	3	3
Freezing capacity (kg) in 24hrs ⁴	8	14	14	8	8	10	10	10	4	4	4
Storage time in power failure (hrs) ⁵	17	18	18	13	13	14	14	14	24	24	24
Door mounting	right hinged, reversible	right hinged, reversible	right hinged, reversible	right hinged, reversible	right hinged, reversible	right hinged, reversible	right hinged, reversible	right hinged, reversible	right hinged, reversible	right hinged, reversible	right hinged, reversible
Adjustable front feet	●	●	●	●	●	●	●	●	●	●	●
Climate class ⁶	SN-T	SN-T	SN-T	SN-ST	SN-T	SN-T	SN-T	SN-T	SN-T	SN-T	SN-T
FUNCTIONS											
Settings	-	-	-	-	-	-	-	-	-	-	-
SuperCool function	●	●	●	-	-	-	-	-	-	-	-
SuperFreezing function	●	●	●	●	●	●	●	●	-	-	-
Door open alarm	optical and acoustic	acoustic	acoustic	-	-	-	-	-	-	-	-
Warning signal / malfunction freezer	optical and acoustic	optical and acoustic	optical and acoustic	-	-	-	-	-	-	-	-
DESIGN											
External in-door electronic controls	-	-	-	-	-	-	-	-	-	-	-
Type of control	electronic	electronic	electronic	electronic	electronic	electronic	electronic	electronic	mechanical	mechanical	mechanical
LED temperature readout	●	●	●	●	●	●	●	●	-	-	-
Safety glass shelves with anti spill trim	-	-	-	-	-	-	-	-	-	-	-
Safety glass shelves with decor trim	●	●	●	●	●	●	●	●	●	●	●
TECHNICAL DATA											
Noise level (dB(A) re 1pW)	45	44	44	42	42	42	42	42	42	42	41
Voltage (V)	220-240	220-240	220-240	220-240	220-230	220-240	220-240	220-240	220-240	220-240	220-240
Current (A)	10	10	10	10	10	16	16	16	10	10	10
Approval certificates	CE, VDE	CE, VDE	CE, VDE	CE, VDE	CE, VDE	CE, VDE	CE, VDE	CE, VDE	VDE	VDE	VDE
CFC-free insulation and refrigerant	●/●	●/●	●/●	●/●	●/●	●/●	●/●	●/●	●/●	●/●	●/●
HFC-free insulation and refrigerant	●/●	●/●	●/●	●/●	●/●	●/●	●/●	●/●	●/●	●/●	●/●
INCLUDED ACCESSORIES											
Water filter cartridge	-	-	-	-	-	-	-	-	-	-	-
Egg tray	2	2	1	1	1	1	1	1	1	2	2
Butter dish	-	-	●	●	●	●	●	●	●	●	●
Ice packs	2	-	-	-	-	-	-	-	-	-	-
Ice cube tray	3	3	3	1	1	1	1	1	-	1	1
Berry tray	●	●	●	-	●	●	●	●	-	-	-

Fridge freezer specifications

FRIDGE-FREEZERS

AMERICAN-STYLE

	-	Classixx					Logixx	Exxxel	Avantixx
MODEL	KGV 33X60GB	KGV 24V01GB	KGV 28V01GB	KGV 33V10GB	KGV 36V10GB	KAD 62S20	KAD 62V40GB	KAN 62V40GB	
Featured on page	P98	P100	P100	P98	P99	P103	P104	P105	
Colour of door	silver	white	white	white	white	white glass	s/steel look	s/steel look	
PERFORMANCE/TECHNICAL INFORMATION									
Energy efficiency class ¹	A+	A	A	A+	A+	A+	A+	A	
Energy consumption (kWh) ²	0.75	0.80	0.88	0.75	0.78	1.28	1.25	1.65	
Total annual energy consumption (kWh)	273	292	320	273	287	467	456	602	
Annual running cost (based on 12p/kWh)	£32.81	£35.04	£38.37	£32.81	£34.38	£56.06	£54.72	£72.27	
Total gross capacity (l)	304	242	266	304	340	657	655	673	
Refrigerator gross capacity (l)	191	177	160	191	227	412	412	412	
Freezer gross capacity (l)	113	65	106	113	113	245	243	261	
Total net capacity (l)	277	231	251	277	311	533	564	604	
Refrigerator net capacity (l)	190	175	157	190	225	355	385	385	
Freezer net capacity (l)	87	56	94	87	87	178	179	219	
Height (mm)	1700	1560	1710	1700	1850	1756	1756	1756	
Width (mm)	600	550	550	600	600	910	910	910	
Depth (mm), excl. wall distance, excl. handle	650	610	610	610	650	761	761	761	
Gross weight (kg)	71	58	61	71	75	182	148	135	
Net weight (kg)	65	56	59	65	69	175	141	128	
KEY FEATURES									
Ice water dispenser	-	-	-	-	-	●	●	-	
Twist ice dispenser	-	-	-	-	-	-	-	●	
FreshProtectBox	-	-	-	-	-	1 on telescopic rails	-	-	
Easylift glass shelf	-	-	-	-	-	1	-	-	
Frost free system	-	-	-	-	-	full	full	full	
Defrost process fridge section	automatic	automatic	automatic	automatic	automatic	automatic	automatic	automatic	
Defrost process freezer section	manual	manual	manual	manual	manual	automatic	automatic	automatic	
Number of independent cooling circuits	1	1	1	1	1	2	2	2	
MultiAirflow Cooling	-	-	-	-	-	●	●	●	
ChillerSafe compartment	-	-	-	-	-	-	-	-	
HydroFresh compartment	-	-	-	-	-	-	-	-	
AirFresh filter	-	-	-	-	-	●	-	-	
LED interior lighting	-	-	-	-	-	-	-	-	
Removable magnetic door seals	●	●	●	●	●	●	●	●	
Anti-Bacterial Protection	●	-	-	●	●	●	●	●	
ADDITIONAL FEATURES									
Number of deli drawers	-	-	-	-	-	1 on telescopic rails	1 on telescopic rails	-	
Water filter	-	-	-	-	-	●	●	●	
Number of safety glass shelves in fridge compartment	4	4	3	4	4	4	4	4	
Number of adjustable safety glass shelves in fridge compartment	3	3	2	3	3	3	3	3	
Number of vegetable containers	1	2	2	1	1	2 on telescopic rails	3 on telescopic rails	2 on telescopic rails	
Bottle rack	●	●	●	●	●	●	-	-	
Can dispenser	-	-	-	-	-	-	-	-	
Freezer star rating ³	★★★★	★★★★	★★★★	★★★★	★★★★	★★★★	★★★★	★★★★	
Freezing drawers	3	2	3	3	3	2	2	2	
Freezing capacity (kg) in 24hrs ⁴	4	3	5	4	4	12	12	12	
Storage time in power failure (hrs) ⁵	24	16	16	24	24	16	16	16	
Door mounting	right hinged, reversible	right hinged, reversible	right hinged, reversible	right hinged, reversible	right hinged, reversible	-	-	-	
Adjustable front feet	●	●	●	●	●	●	●	●	
Climate class ⁶	SN-T	SN	SN	SN-T	SN-T	SN-T	SN-ST	SN-ST	
FUNCTIONS									
Settings	-	-	-	-	-	Safety lock, Holiday mode, Eco setting	Safety lock	-	
SuperCool function	-	-	-	-	-	●	●	●	
SuperFreezing function	-	-	-	-	-	●	●	●	
Door open alarm	-	-	-	-	-	acoustic	acoustic	acoustic	
Warning signal / malfunction freezer	-	-	-	-	-	optical and acoustic	optical and acoustic	optical and acoustic	
DESIGN									
External in-door electronic controls	-	-	-	-	-	●	●	●	
Type of control	mechanical	mechanical	mechanical	mechanical	mechanical	-	-	-	
LED temperature readout	-	-	-	-	-	-	-	-	
Safety glass shelves with anti spill trim	-	●	●	●	●	-	●	●	
Safety glass shelves with decor trim	●	-	-	-	-	●	-	-	
TECHNICAL DATA									
Noise level (dB(A) re 1pW)	41	40	40	38	39	44	44	44	
Voltage (V)	220-240	220-240	220-240	220-240	220-240	220-240	220-240	220-240	
Current (A)	10	10	10	10	10	10	10	10	
Approval certificates	VDE	CE, VDE	CE, VDE	VDE	VDE	VDE	CE	CE	
CFC-free insulation and refrigerant	●/●	●/●	●/●	●/●	●/●	●/●	●/●	●/●	
HFC-free insulation and refrigerant	●/●	●/●	●/●	●/●	●/●	●/●	●/●	●/●	
INCLUDED ACCESSORIES									
Water filter cartridge	-	-	-	-	-	●	●	●	
Egg tray	1	1	1	2	1	1	1	1	
Butter dish	●	-	-	-	-	-	-	-	
Ice packs	-	-	-	-	-	2	-	-	
Ice cube tray	1	-	-	-	-	-	-	-	
Berry tray	-	-	-	-	-	-	-	-	

¹ EC rating scheme designed to compare energy efficiency of comparable appliances.

² Energy consumption in 24 hours is calculated according to DIN EN 153, 1990 edition.

³ ★★★★★ Freezer at -18°C or less, for fresh & frozen food.

⁴ Freezer capacity quoted may only be attained by switching to constant operation and not on a 24 hour basis.

⁵ Temperature increases from -18°C to -9°C, time taken is when appliance is full. When only partially stocked, less time is involved.

⁶ Climate Class N : Room temperatures +16°C to +32°C

Climate Class SN : Room temperatures +10°C to +32°C

Climate Class ST : Room temperatures +18°C to +38°C

As a guideline A++ means very economical, A+ economical, A is average, and B-G represents a high consumption.

Consumption rates are quoted to assist comparisons for different appliances. During actual operation, consumption may vary slightly. All cooling appliances require adequate ventilation (min. 200cm²) Please refer to user / installation instructions. Wine coolers require a ventilation distance of 4cm around the appliance for optimum performance on installation. **Data in this table valid as April 2010.**

Subject to modification without prior notice.



Cookers.

*Avanti***xx**

Added value models with a good selection of features at a good price. All models boast multi-function cooking with 8 cooking functions, including a dedicated pizza setting and 3D hot-air cooking, plus there's a time-saving Fast Heat function. They also feature an extendable cook zone for extra large saucepans, multifunction electronic controls and catalytic liners.



*Classi***xx**

Simple, practical models offering Bosch build quality and value for money. With hot-air cooking and a choice of 3 cooking functions as standard. Available in three finishes; contemporary black, traditional white or classic brushed steel. Catalytic liners on selected models make light work of oven cleaning. All models rated A for energy efficiency.



Cooking functions.

With a choice of up to 8 different cooking functions, from traditional heating systems to more specialised functions such as Defrost and Pizza setting, a Bosch cooker will provide you with the flexibility to prepare a variety of meals for you and your family.



Conventional top and bottom heat

Employs both the upper and lower heating elements. The heat travels to the centre of the oven by natural convection, which is the best position to obtain the selected temperature. Most foods can be cooked using this system, but it is best suited to foods which require a dark crisp finish or long slow cooking.



Bottom heat only

Only the bottom element is used to generate heat. This method is ideal for reheating or for when a crisp underside is required such as pizza bases and pastry cases. It can also be used for drying herbs and bain-marie cooking.



3D Hot air cooking

The element around the fan distributes the heat evenly throughout the oven for same-temperature cooking on three levels. Sweet and savoury items can be cooked at the same time. At higher temperatures (200-220°C) the effect is to evenly grill on three levels – with no turning of the food required. Use high-temperature 3D hot air cooking, for example, to cook an entire full English breakfast.

**Fast heat**

This time-saver preheats the oven approximately 30% faster by using all the heating elements at once.

**Defrost setting**

The defrost setting, perfect for gently defrosting meat, poultry, bread, cream cakes and much more, is available on all our freestanding cookers. It's also ideal for defrosting non-sensitive foods.

**Pizza function**

Designed with the pizza-lover in mind, but equally useful for quiches and tarts, this innovative function delivers cooking power for a perfectly crisp, browned base while keeping the topping moist. Suitable also for frozen food, and in many cases no preheating is required.

**Full width variable grill**

Enables you to grill large quantities with precise temperature control. For added efficiency grilling is performed with the oven door closed.

**Half width variable grill**

Our multifunction models offer you the option to select just the centre section of the grill element as an economical way to grill smaller quantities of food.

**Hot air grilling**

An ideal cooking method for meat and poultry where a rotisserie effect is desired. The grill and fan operate alternately, which results in even crisp food and can use up to 50% less energy than traditional roasting.

Our cookers are brimming with mouth-watering features.

With multifunction controls, 67-litre oven capacity, flexible cook zones and up to 8 cooking functions our stunning range of cookers will satisfy even the most demanding cooks. All models are also rated A for energy efficiency meaning they're kind on the environment too.





EU Energy Label

To help you choose the most energy efficient appliances, the EU has introduced an energy-rating scheme, all ovens are required to display an EU Energy Label. The most efficient rating is 'A' and the least efficient is 'G', all Bosch freestanding cookers are rated A.

Pop-out controls

Most models feature easy-to-use ergonomic pop-out rotary controls, together with flush-fitting clock control buttons, which not only make operating the cooker easy, but also maintain a clean line when the cooker is not in use, so that cleaning the control panel is extremely easy.

67 litre capacity

All our freestanding cookers boast a generous spacious interior oven cavity of 67 litres. That's easily enough room for a large 32lb Christmas turkey. And the 5 shelf levels give you the flexibility to meet all your cooking needs.



LED clock / automatic programmer

With easy-to-read displays and clear button layout, setting cooking duration or end-time is a breeze, while the electronic clock also serves as a minute-minder, and an acoustic signal indicates that cooking time is complete.

Ceramic hobs

With their flexible cooking zones, our ceramic hob tops combine great looks with smart function and design. The smooth ceramic glass surface of our ceramic hobs is durable and heat resistant as well as being practical and easy to clean.

Extendable zone

The cooking zone can be extended giving you a much larger area to accommodate big saucepans, fish kettles and other special cooking dishes.

Dual ring cook zone

Available on selected ceramic hobs, this energy-saving feature allows you to select a smaller cook zone for small pans, and a larger zone for larger pans.

Simple, safe, stylish.

Our freestanding cookers are easy to install they simply slot into place, the height adjustable feet mean they will sit flush with most kitchen furniture. They are easy to clean, extremely safe to operate and have a practical storage drawer in the base to store away baking trays and pans.



Catalytic liners

Catalytic liners help to reduce the amount of manual oven cleaning. The liners gather grease and dirt, which is then burnt-off or oxidised when the oven heats up to around 210°C. Over time grease and fat can build-up making it necessary for you to clean or replace the liners to ensure good performance of the liners.

Easyclean door

On all our freestanding cookers, the all glass inner door has no joints or screws, which not only looks great but is also extremely easy to clean. If required, the complete door can be quickly and easily removed to provide unrestricted access to the oven interior for cleaning.

Storage drawer

The below-oven storage drawer offers approximately 32 litres of storage space – great for storing pans and utensils, and conveniently accessible when cooking.

Height adjustable feet

Every freestanding cooker features feet that are easily height adjustable, if required, to match the surrounding kitchen furniture.

Safer touch door

Bosch oven doors are double glazed and feature heat reflective glass ensuring that the temperature of the door is always well within safety standards.



Safety lock

Simply press the lock key for 4 seconds to disable all functions.

Fully extendable shelf rails

The height of convenience, telescopic shelf rails allow you to pull out the oven shelves to access an item without having to lift it out of the oven. Ideal for basting or tasting quickly and safely, each set is supplied with rails for three shelf levels. (Available as an optional extra HEZ338356).

Deep pan

The extra deep large pan has a capacity of 10 litres and is ideal for grilling or roasting on a big scale. (Available as an optional extra HEZ333000).



Avanfixx multifunction cooker
HCE744250B brushed steel
HCE744220B white
HCE744260B black



Features

- Freestanding cooker with integral grill
- 4 zone ceramic hob
- LED clock and automatic programmer
- Large 67 litre oven capacity with 5 shelf positions
- Bar handle
- Pop-out controls for oven and hob
- Residual heat indicator for each hob zone
- Dual ring cook zone and extendible zone
- Safety lock
- Interior light
- Large viewing window
- Full glass inner door
- Fast heat
- Catalytic back, side and roof liners
- Storage drawer

Cooking functions



Standard accessories

- 2 wire shelves
- Enamel roasting/grill pan with grill pan insert

Optional accessories

- Telescopic shelf rails HEZ338356
- Extra deep roasting/grill pan HEZ333000





Classixx hot air cooker
HCE543250B brushed steel
HCE543220B white
HCE543260B black



Features

- Freestanding cooker with integral grill
- 4 zone ceramic hob
- LED clock and automatic programmer
- Large 67 litre oven capacity with 5 shelf positions
- Bar handle
- Pop-out controls for oven and hob
- Residual heat indicator for each hob zone
- Dual ring cook zone
- Safety lock
- Interior light
- Large viewing window
- Full glass inner door
- Catalytic back, side and roof liners
- Storage drawer

Cooking functions



Standard accessories

- 2 wire shelves
- Enamel roasting/grill pan with grill pan insert

Optional accessories

- Telescopic shelf rails HEZ338356
- Extra deep roasting/grill pan HEZ333000





Classix hot air cooker
HCE542120B white
HCE542160B black



Features

- Freestanding cooker with integral grill
- 4 zone ceramic hob
- LED clock and automatic programmer
- Large 67 litre oven capacity with 5 shelf positions
- Bar handle
- Fixed controls for oven and hob
- Residual heat indicator for each hob zone
- Safety lock
- Interior light
- Large viewing window
- Full glass inner door
- Storage drawer

Cooking functions



Standard accessories

- 2 wire shelves
- Enamel roasting/grill pan with grill pan insert

Optional accessories

- Telescopic shelf rails HEZ338356
- Extra deep roasting/grill pan HEZ333000


























Range cookers.

Our beautiful state-of-the-art range cookers will provide a focal point for any kitchen, whether slot in or stand-alone.





	Multifunction double range cooker HSB745A55E brushed steel	Multifunction range cooker HSB745055E brushed steel
	   	  
Features	<ul style="list-style-type: none"> - Double electric oven, 83 litre total capacity, with 5 burner gas hob - LED clock and automatic timer - U-shape door design with angular bar handle - Fixed controls - Integral cooling fans - Triple glazed drop down doors - Storage compartment 	<ul style="list-style-type: none"> - Extra large cavity 81 litre electric oven with 5 burner gas hob - LED clock and automatic timer - U-shape door design with angular bar handle - Fixed controls - Integral cooling fan - Triple glazed drop down door - Storage compartment
Hob	<ul style="list-style-type: none"> - 5 burner gas hob - 1 high speed wok burner - 1 high speed burner - 2 standard burners - 1 economy burner - 3 piece cast iron pan supports - Flame failure safety device - LPG jets included 	<ul style="list-style-type: none"> - 5 burner gas hob - 1 high speed wok burner - 1 high speed burner - 2 standard burners - 1 economy burner - 3 piece cast iron pan supports - Flame failure safety device - LPG jets included
Main oven	    <ul style="list-style-type: none"> - 7 cooking functions - 52 litre capacity - 5 shelf positions - Interior light 	    <ul style="list-style-type: none"> - 7 cooking functions - 81 litre capacity - 5 shelf positions - Interior light
Secondary oven	    <ul style="list-style-type: none"> - 4 cooking functions - 31 litre capacity - 5 shelf positions - Interior light 	
Standard accessories	<ul style="list-style-type: none"> - Full width enamelled baking tray in each oven - 3 wire shelves main oven - 2 wire shelves secondary oven - Small pan trivet support 	<ul style="list-style-type: none"> - Full width enamelled baking tray - 3 wire shelves - Small pan trivet support
Optional accessories	<ul style="list-style-type: none"> - Brushed steel back panel HEZ745100 	<ul style="list-style-type: none"> - Brushed steel back panel HEZ745090



	Microwave HMT75M451B brushed steel HMT75M461B black	Microwave with integral grill HMT75G451B brushed steel
		
Features	<ul style="list-style-type: none"> - 17 litre capacity (0.6 cu.ft.) freestanding microwave with electronic controls - Designed to complement the Bosch freestanding cooker range - 245mm diameter glass turntable - LED display for microwave power level, cooking duration and 24 hour clock - Electronic timer (up to 99 minutes) - Push button controls for selecting power levels - Retractable rotary control for timer and weight settings - 5 power levels: 90/180/360/600/800W - 4 weight automatic defrost programmes - 3 weight automatic cooking programmes - Memory function - Can be installed under a wall unit 	<ul style="list-style-type: none"> - 17 litre capacity (0.6 cu.ft.) freestanding microwave with electronic controls and integral 1000W quartz grill - Designed to complement the Bosch freestanding cooker range - 245mm diameter glass turntable - LED display for microwave power level, cooking duration and 24 hour clock - Electronic timer (up to 99 minutes) - Push button controls for selecting power levels - Retractable rotary control for timer and weight settings - 5 power levels: 90/180/360/600/800W - 1000W quartz grill function - 3 microwave/grill combination programmes - 4 weight automatic defrost programmes - 3 weight automatic cooking programmes - 1 weight combination cooking programme - Memory function - Wire grid supplied



	Microwave HMT72M450B brushed steel	Microwave with integral grill HMT72G450B brushed steel
		
Features	<ul style="list-style-type: none"> - 17 litre capacity (0.6 cu.ft.) freestanding microwave - Designed to complement the Bosch freestanding cooker range - 245mm diameter glass turntable - Timer (up to 60 minutes) - Retractable rotary controls for power level and timer settings - 5 power levels: 90/180/360/600/800W - Interior light - Can be installed under a wall unit 	<ul style="list-style-type: none"> - 17 litre capacity (0.6 cu.ft.) freestanding microwave with integral 1000W quartz grill - Designed to complement the Bosch freestanding cooker range - 245mm diameter glass turntable - Timer (up to 60 minutes) - Rotary controls for power level and timer settings - 5 power levels: 90/180/360/600/800W - 1000W quartz grill function - 2 microwave/grill combination programmes - Interior light - Wire grid supplied

Freestanding cooker specifications

	Exxcel			Avantixx			Classixx	
MODEL	HCE744220B	HCE744250B	HCE744260B	HCE543220B	HCE543250B	HCE543260B	HCE542120B	HCE542160B
Featured on page	P119	P119	P119	P120	P120	P120	P121	P121
Main colour of product	White	Brushed steel	Black	White	Brushed steel	Black	White	Black
COOKER FEATURES								
Fixed / Retractable controls	-/●	-/●	-/●	-/●	-/●	-/●	●/-	●/-
Illuminated display	●	●	●	●	●	●	●	●
LED clock / timer	●	●	●	●	●	●	●	●
Child lock function	●	●	●	●	●	●	●	●
Heat reflective glass	●	●	●	●	●	●	●	●
Double / Triple glazed door	-/●	-/●	-/●	●/-	●/-	●/-	●/-	●/-
Drop down door	●	●	●	●	●	●	●	●
Interior light	●	●	●	●	●	●	●	●
Independent oven interior light switch	●	●	●	●	●	●	●	●
Fast heat up function	●	●	●	●	●	●	●	●
Closed door grilling	●	●	●	●	●	●	●	●
Max. oven cooking temperature	270°C	270°C	270°C	270°C	270°C	270°C	270°C	270°C
Catalytic cleaning ¹	RBS	RBS	RBS	RBS	RBS	RBS		
Recessed grill element	●	●	●	●	●	●	●	●
Large viewing window	●	●	●	●	●	●	●	●
Smooth grey enamel interior with shelf rails	●	●	●	●	●	●	●	●
Storage drawer	●	●	●	●	●	●	●	●
COOKING FUNCTIONS								
- conventional top & bottom heat	●	●	●					
- hot air cooking	●	●	●	●	●	●	●	●
- variable full width grill	●	●	●					
- half width grill	●	●	●	●	●	●	●	●
- hot air grilling	●	●	●					
- bottom heat	●	●	●					
- defrost setting	●	●	●	●	●	●	●	●
- pizza setting	●	●	●					
HOB FEATURES								
Type of hob	Ceramic	Ceramic	Ceramic	Ceramic	Ceramic	Ceramic	Ceramic	Ceramic
Number of cooking zones	4	4	4	4	4	4	4	4
Front mounted controls	●	●	●	●	●	●	●	●
Control knobs on oven fascia	●	●	●	●	●	●	●	●
Residual heat indicators	●	●	●	●	●	●	●	●
Dual circuit/extendable zones	1/1	1/1	1/1	1/-	1/-	1/-		
Power settings	9	9	9	9	9	9	9	9
Child lock function	●	●	●	●	●	●	●	●
Cooking zone diameter (mm)								
Front left	180	180	180	145	145	145	145	145
Back left	170-260	170-260	170-260	120-210	120-210	120-210	180	180
Front right	120-210	120-210	120-210	180	180	180	180	180
Back right	145	145	145	145	145	145	145	145
Cooking zone ratings (kW)								
Front left	1.8	1.8	1.8	1.2	1.2	1.2	1.2	1.2
Back left	1.6-2.4	1.6-2.4	1.6-2.4	0.75-2.2	0.75-2.2	0.75-2.2	1.8	1.8
Front right	0.75-2.2	0.75-2.2	0.75-2.2	1.8	1.8	1.8	1.8	1.8
Back right	1.2	1.2	1.2	1.2	1.2	1.2	1.2	1.2
STANDARD ACCESSORIES								
Wire shelves	2	2	2	2	2	2	2	2
Grill pan insert	1	1	1	1	1	1	1	1
Enamel roasting / grill pan	●	●	●	●	●	●	●	●
ENERGY EFFICIENCY INFORMATION								
Energy efficiency class ²	A	A	A	A	A	A	A	A
Heating function ³	Forced Air	Forced Air	Forced Air	Forced Air	Forced Air	Forced Air	Forced Air	Forced Air
Energy consumption: Conventional in kWh ²	0.89	0.89	0.89					
Energy consumption: Forced air ⁴ in kWh ²	0.79	0.79	0.79	0.85	0.85	0.85	0.79	0.79
Useable volume in litres ²	67	67	67	67	67	67	67	67
Size of cavity ²	Large	Large	Large	Large	Large	Large	Large	Large
Time to cook a standard load (in minutes) ²	41	41	41	41	41	41	44	44
Area of largest baking sheet ² (in cm ²)	1,350	1,350	1,350	1,350	1,350	1,350	1,350	1,350
TECHNICAL INFORMATION								
Oven interior dimensions (HxWxD) cm	32.3 x 42 x 45.5	32.3 x 42 x 45.5	32.3 x 42 x 45.5	32.3 x 42 x 45.5	32.3 x 42 x 45.5	32.3 x 42 x 45.5	32.3 x 42 x 45.5	32.3 x 42 x 45.5
Total connected load kW	10.4	10.4	10.4	8.8	8.8	8.8	8.4	8.4
Appliance weight kg	47.8	47.8	47.8	41.9	41.9	41.9	40.1	40.1
Max. Voltage (V)	240	240	240	240	240	240	240	240
VDE / CE Approved	●	●	●	●	●	●	●	●
OPTIONAL ACCESSORIES								
Extra deep roasting / grill pan	HEZ333000	HEZ333000	HEZ333000	HEZ333000	HEZ333000	HEZ333000	HEZ333000	HEZ333000
Telescopic shelf rails fully ext (3 levels)	HEZ338356	HEZ338356	HEZ338356	HEZ338356	HEZ338356	HEZ338356	HEZ338356	HEZ338356

¹ R = Roof; B = Back; S = Sides

² According to norm EN50304:2009, validation expected Spring 2010

³ Heating function determining energy efficiency rating

⁴ Hot Air

All models comply with COMMISSION REGULATION (EC) No 1275/2008 with regard to ecodesign requirements for standby and off mode electric power consumption.

Data in this table valid as of April 2010. Subject to modification without prior notice.

Range cooker and Microwave specifications

RANGE COOKERS				MICROWAVES					
MODEL	HSB745A55E		HSB745O55E	MODEL	HMT72M450B	HMT72G450B	HMT75M461B	HMT75M451B	HMT75G451B
Illustrated on page	P121		P121	Illustrated on page	P125	P125	P124	P124	P124
Main colour of product	Brushed steel		Brushed steel	Main colour of product	Brushed steel	Brushed steel	Black	Brushed steel	Brushed steel
COOKER FEATURES				FEATURES					
Fixed / Retractable controls	●/-		●/-	Can be installed under a wall unit	●	-	●	●	-
Electronic LED clock / timer	●		●	Electronic controls	-	-	●	●	●
Cooling fan	●		●	LED display	-	-	●	●	●
Heat reflective glass	●		●	Electronic clock	-	-	●	●	●
Double / Triple glazed door(s)	-/●		-/●	99 minute timer	-	-	●	●	●
Drop down door(s)	●		●	60 minute timer	●	●	-	-	-
Interior light	●		●	Push button controls	●	●	●	●	●
MAIN OVEN				Retractable controls	-	-	●	●	●
Conventional top & bottom heat	●		●	Rotary controls	●	●	-	-	-
Hot air cooking	●		●	Colour co-ordinated controls	●	●	-	●	●
Three stage variable grill	●		●	Left hinged door	●	●	●	●	●
Full width / half width grill	●		●	Door open button	●	●	●	●	●
Hot air grilling	●		●	Interior light	●	●	●	●	●
Bottom heat	●		●	Microwave power levels	5	5	5	5	5
Defrost setting	●		●	Maximum microwave power level	800W	800W	800W	800W	800W
Max. oven cooking temperature	250°C		250°C	Quartz grill	-	●	-	-	●
Smooth grey enamel interior with shelf rails	●		●	Microwave combination cooking	-	●	-	-	●
SECOND OVEN				Glass turntable	●	●	●	●	●
Conventional top & bottom heat	●		-	Stainless steel interior	-	-	-	-	●
Top heat	●		-	Weight automatic programmes	-	-	7	7	8
Bottom heat	●		-	Microwave/grill combination programmes	-	2	-	-	3
Three stage variable grill	●		-	Memory function	-	-	●	●	●
Max. oven cooking temperature	250°C		-	Wire grid	-	1	-	-	1
Smooth interior with shelf rails	●		●	TECHNICAL INFORMATION					
STANDARD ACCESSORIES				Oven Capacity (L)	17	17	17	17	17
	Main	Secondary	Main	Turntable diameter (cm)	24.5	24.5	24.5	24.5	24.5
Wire shelves	3	2	3	Grill power (W)	-	1000	-	-	1000
Grill pan insert	1	1	1	Total connected load (kW)	1.27	1.27	1.27	1.27	1.27
Enamel roasting / grill pan	●	●	●	Max. current draw (A)	6	6	6	6	6
Energy Efficiency Information				CE/VDE approved	●	●	●	●	●
Energy efficiency class ²	B	B	B	Appliance weight (kg)	13.6	13.6	13.6	13.6	13.6
Heating function ³	Forced Air	Conventional	Conventional	Weight including packaging (kg)	15.0	15.0	15.0	15.0	15.0
Energy consumption: Conventional in kWh ²	.96	.75	1.19	Dimensions (HxWxD) (cm)	28x46x22	29x46x32	29x46x32	29x46x32	29x46x32
Energy consumption: Forced air ⁴ in kWh ²	.97	-	-						
Useable volume in litres	52	31	81						
Size of cavity ²	Medium	Small	Large						
Time to cook a standard load ² (mins)	46	52	51						
Area of largest baking sheet ² (cm ²)	1000	510	1650						
TECHNICAL INFORMATION									
Main oven interior dimensions (HxWxD) (cm)	33 x 37 x 42.7		31 x 67 x 39						
Second oven interior dimensions (HxWxD) (cm)	33 x 22 x 42.7		-						
Total connected load (kW)	3.8		2.8						
Appliance weight (kg)	96		90						
Max. Voltage (V)	240		230						
VDE / CE Approved	●		●						
OPTIONAL ACCESSORIES									
Brushed steel back panel	HEZ745100		HEZ745090						

² According to norm EN50304:2009, validation expected Spring 2010

³ Heating function determining energy efficiency rating

⁴ Hot Air



Bosch customer service.

The quality of our appliances is superb. However we realise that components do occasionally fail which is why we set great store by the quality of our after sales service.



All Bosch appliances come with a full two years' warranty. This warranty can be extended for a further three years (total 5 years) with a protection plan which covers parts, labour and call out charges for an unlimited number of breakdown repairs and also extends your warranty to include accidental damage.

Our customer's time is valuable and so we react quickly with 250 engineers based across the country. Our service vans carry a large stock of replacement spare parts so we arrive prepared, and over 97% of all functional parts are immediately available from stock if needed. If an appliance is discontinued, we guarantee that major components will be available for at least 10 years.

To arrange an engineer visit or for our product advice department call Bosch Customer Service on 0844 892 8979.

For queries relating to warranty please call our 24 hour helpline on 08706 000535.

To order replacement spare parts and accessories please visit www.bosch-eshop.co.uk



Bosch customer service has been awarded Domestic & General's TEQ (Total Excellence & Quality) Award 2009. In a comprehensive Bosch customer service survey carried out by D & G, one of the UK's largest insurance companies specialising in domestic repairs, Bosch customer service came out top, against other leading manufacturers.