

Piston compressors
Screw-type compressors
Compressed air distribution
Compressed air treatment
Compressed air tools
Accessories

Compressors / compressed air technology



AIRCRAFT compressed air technology - quality at an economical price!



Production and administration building at Hohenzell/Austria

Dear customers,

There are several reasons that make it worthwhile studying this catalogue intensively!

In 1992, we founded AIRCRAFT Kompressorenbau GmbH, because there were no compressors that met our requirements and expectations on the market at the time. We thus decided to produce our own compressors to meet our requirements in terms of equipment level, convenience and user-friendliness, and to offer the user the best possible price/performance ratio at the same time.

As early as AIRCRAFT Kompressorenbau's founding year, our first products were ahead of the times. We had developed an innovative compressor, in the form of the **duo-airmat**, and we had patented the design, whose features some competitors were still presenting as innovations 15 years later. We have regularly set new standards ever since these early days!

In line with this, AIRCRAFT has continued to extend our product and service portfolio. This gives you the ability to additionally order the installation of your compressed air system, including installation of the pipe network, as a turn-key system from a single source. AIRCRAFT is also happy to design your complete system on request, and we ensure that it is installed in good time and to your complete satisfaction.

AIRCRAFT offers effective added value in the compressed sector, which translates to cash savings for you. Our field service team provides extended support for your projects, helping you to use energy in a meaningful way, and thus achieve constantly high efficiency with your system. And you benefit from our efficient screw-type and piston compressors in terms of your energy, wear and maintenance costs!

■ Ahead of its time - the AIRCRAFT duo-airmat back in 1992.



... for more details, please refer to page 10

■ The complete "package deal" by AIRCRAFT: Planning and installing your compressed air system



Innovation is our tradition.



Sales and service Germany at Hallstadt/Bamberg

We owe our progress to a large extent also to you, our customers. Your feed inspires our engineers to embrace new approaches, and thus continually enhance our products and services.

Your suggestions help to keep our products on the leading edge. And this is something that we very much appreciate.

Don't forget to visit our websites

www.aircraft.at and **www.aircraft-kompressoren.de**

Keep track of the news, discover our innovations and current offers. Browse our online catalogues or get some help if you need to find a local retailer.

Please do not hesitate to contact us with your questions regarding compressed air. We look forward to being of service to you!

Your www.aircraft.at team



Kilian Stürmer
Managing Director



Klaus Hütter
Managing Director



Piston compressors <?>	
AIRBOY Series	21
HANDY Series	22
MOBILBOY Series	<?>
COMPACT-AIR Series	<?>
COMPACT-AIR BX PRO Series	<?>
COMPACT-AIR PRO Series	<?>
AIRCAR PRO Series	32
AIRBAU / AIRCAR-BAU Series	34
AIRSTAR E Series	37
AIRSTAR Series	38
AIRPROFI mobile Series	42
AIRSTAR stationary SERIES 10 bar	49
AIRPROFI stationary upright Series 10 bar	50
AIRPROFI stationary horizontal Series 10 bar	52
AIRPROFI TANDEM stationary Series 10 bar	54
AIRPROFI DUO stationary Series 10 bar	55
AIRPROFI auxiliary compressors stationary Series 10 bar	56
AIRPROFI stationary upright Series 13-15 bar	<?>
AIRPROFI stationary horizontal Series 13-15 bar	58
AIRPROFI TANDEM stationary Series 13-15 bar	60



AIRPROFI auxiliary compressors stationary Series 13-15 bar	61
AIRPROFI DUO stationary Series 13-15 bar	63
AIRPROFI SILENT mobile Series	64
AIRPROFI SILENT stationary Series 10 and 15 bar	66



Screw-type compressors 68

A-MICRO Series	72
A-DUO-MICRO Series	74
A-KMID Series	76
A-DUO-KMID Series	78
A-QUADRO Series	80
A-KMAX-F Series	82
A-PLUS-SD Series	84
A-RS TOP Series	87
A-RS Series	88
A-RSDK TOP Series	89



Compressed air system components 90

Compressed air batteries/vessels	90
Ball valves/energy saving devices	92
Switches/valves/motor protection / manometers/lines/ sealing tape/screw locking	93
Motors and accessories/compressors/ buffers/running wheels	95



Compressed air treatment 96

Water separators	98 + 100
Fine filters	98 + 100
Microfilters	98 + 100
Nanofilters	99 + 101
Activated carbon filters	99 + 101
Compressed air refrigeration driers	102
Condensate drains	104
Condensate treatment	106



Compressed air distribution 108

Plastic pipes Ø 15-28 mm	115
Aluminium pipes Ø 15-28 mm	115
Pipeline building components Ø 15-28 mm 116	
Pre-assembled distributor blocks	118
Aluminium pipes Ø 40-80 mm	122
Pipeline building components Ø 40-80 mm 122	
Pressure regulators & maintenance devices 124	
Compressed air fittings	126



Single-hand safety couplings 128

Compressed air tools and accessories	31
Air brush sets and paint spray guns	132
Blow guns	134



Tyre pressure measuring devices	136
Compressed air kits	137
Cartridge guns	
Grease guns	
Spray guns	
Underbody protection gun	138
Sandblasting gun	140
Sandblasting cabins	141
Impact driving tools	142
Weld spot grinders	145
Drills/driving tools	146
Grinding tools	148
Cutters, cutting and stamping tools	152
Riveting tools	154
Compressed air dent hammers	154
Saws	154
Needle scalars	154
Chisel hammer drills	156
Lubricants/Oil	157
Clamping and nailing tools	158
Compressed air hoses	160
Spring balancers	159
Power modules	161
Hose reels	162
Cable reels	162



A few of our highlights for 2013/2014 at a glance



■ Good and attractively priced - more E models for home, hobbies, and installation work

- More E models from the MOBILBOY and COMPACT-AIR series
- Equipment level:
 - Pressure regulators for infinitely variable setting of the desired working pressure
 - Automatic pressure switch
 - One manometer each for displaying the vessel and working pressure
 - Single-handed quick-release coupling
 - Aluminium compressed air lines

... for more details, please turn to pages 22 and 27



■ Oil-free and quiet - the new COMPACT-AIR BX 240 SILENT

- Universally applicable for installation work and in workshops
- The **patented oil-free compressor system with double piston and horizontal compression**, like in a flat engine, substantially reduces the otherwise typical wear on oil-free compressors
- Specially designed for work areas where it is necessary to work with clean air or at low temperatures, for example, in plasma cutting, and in the food and delicatessen industries

... for more details, please turn to page Seite 28



■ The power packages 4-cylinder compressors with 500 litre compressed air vessels

- The two-stage compressing four-cylinder high-performance unit with a cylinder block made of grey cast iron guarantees smooth running and a long service life
- Available in 10 and 15 bar variants
- Maximum performance on a small footprint
- Vessel hot-dip galvanised inside and out; 15-year guarantee on the vessel against corrosion perforation

... for more details, please turn to page 53

More AIRCRAFT innovations:



AIRSTAR 321/50 E and 401/50 E
on p. 37



AIRPROFI TANDEM Series
on p. 54 and 60



AIRCAR BX 330 OF PRO
on p. 28



■ **Small but impressive -**
The new A-MICRO series
screw compressors

- 4 kW screw-type, belt-driven compressor with 2 x 100 l vessel on a safety support pallet
- For small to medium-sized builders, decorators, joiners, etc.
- Does not require inspection by an authorised body
- Maximum pressure 8 or 10 bar
- Available with maximum equipment level: with attached cold drier, fine filter, condensate treatment system for oil/water separation and an automatic condensate drain

... for more details, please turn to
page 74

■ **Compressed air tools -**
the right tool for more-or-
less any application

Introducing the following new tools,
and much more:

- Blow gun with three-part nozzle set: fan nozzle, extension nozzle and Venturi nozzle
- Impact driving tool 1/4" in set with long sockets as a "glow plug driving tool"
- Handy, professional grinder/polisher for repair and polishing work on small areas

... for more details, please turn to
page 129

■ **Convenience and safety -**
convenient single-handed
safety couplings with an
increased flow rate

- Small parts and particulate soiling are ejected out, thus substantially improving work safety
- No backlash from the hose line compared with legacy quick-disconnect couplings
- Substantially improved flow rate
- Zero pressure coupling – the nipple can be guided with just two fingers
- KOMFORT safety couplings - incomparably easy to use

... for more details, please refer to page
128




AIRBAU
on p. 34

Impact driving tool set 1/2" mini Ratchet driving tool RS W 1/2"
starting on p. 143 starting on p. 145

SAR PRO hose reels
starting on p. 160

Quality at an attractive price!



Our designs reflect practical requirements.



State-of-the-art precision compressor manufacturing

■ Planning

As early as the planning phase our engineering department becomes involved in the development of new products, which are manufactured both our facility and facilities operated by our partners. This ensures that market factors and customer requirements are immediately into our workflow, setting the stage for a successful product design.

■ Future-oriented development


AIRCRAFT products are always in a forward-looking development workflow. Our development work relies on state-of-the-art 3D CAD software, which we use to create a virtual model of the machine. Besides ensuring optimum functionality, our development process also targets re-usability of the data.

■ Production and supplier support

At AIRCRAFT, we produce the lion's share of our compressors at our own production facility in Austria. Regular work meetings between our engineers help to transfer new developments and enhancements into series production at the manufacturing location in a targeted way. This direct support at our production facilities has been indispensable in manufacturing the quality products that our customers have trusted for nearly 20 years.

■ Hands-on testing

Our engineering expertise combines theory and practice. To avoid leaving anything to chance in terms of product satisfaction, all of our machines and tools go through application engineering tests. This means that each new product is expected to prove itself in the daily grind before it comes a fixed part of our product range. Engineering analysis helps us to discover and eliminate any remaining weak points.



Fully automated series production ...



for uncompromising product quality.



State-of-the-art precision compressor manufacturing

Your requirements are our target



Environmentally-friendly powder coating plant



Hot-dip galvanisation for a long service life



Our compressor assembly line

Quality assurance

Quality tests with a continuous documentation are the basis for consistently high product quality. We thus encourage premium quality thinking in all of company's departments. Regular tests are an indispensable part of our quality assurance system. Qualified employees with electrical, safety and application engineering skills test the products in line with clearly-defined test specifications.

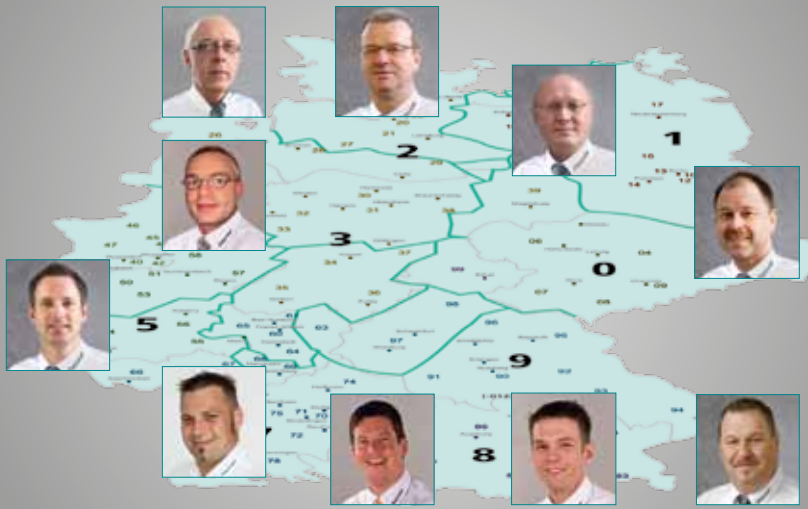
Corrosion protection guarantee

We are the first manufacturer to equip stationary compressors and the entire AIRPROFI Series with hot-dip galvanized vessels. In addition to the legal warranty, AIRCRAFT offers a 15-year guarantee against corrosion perforation for these vessels. Our powder-coated vessels* come with 10-year guarantee against corrosion perforation as a factory standard.

* with the exception of the compressors in the budget E series.



Professional Aircraft service - four building blocks for your benefit



Our AIRCRAFT consultants and service technicians support you on site



The spare parts warehouse team

Our professional Aircraft customer service gives every customer the ability to choose the performance they need from our comprehensive program of services at any time.

Our services can be broken down into the four following modules: inventory and requirements analysis, plant design and advisory services, installation and commissioning, maintenance and after-

sales service.

The AIRCRAFT service field force, and our service partners, ensure reliable, nationwide, on-site service for our customers.

1 Inventory and requirements analysis

We support you in your efforts to achieve an efficient compressed air system that perfectly reflects your needs. You can benefit from the following services: determination of your compressed requirements, leakage dew point, pressure dew point or flow rate measurements, and a comprehensive engineering and safety check. We are happy to take care of leak finding, and perform energy efficiency measurements.

2 Advisory services and system planning

Are you planning a new factory building, looking to overhaul existing workplaces, planning an extension or modernisations?

(-> Contact details on the inside rear cover of the catalogue)

3 Installation/commissioning

The AIRCRAFT service field force, and our service partners, ensure reliable, nationwide, on-site service for our customers. This also includes installing and commissioning your compressed air system and the complete pipe network. In the scope of your order, we also handle the installation of the compressed air lines, and ensure that they are installed in good time and to your complete satisfaction.

4 Maintenance and repairs

Our service protects your investment in machinery for years. For service cases, you can call in our experienced AIRCRAFT engineers and your local specialist retailer. Our well-stocked spare parts warehouse guarantees rapid delivery of replacement parts when needed. And if your compressor should happen to fail, many of our sales partners will provide you with a substitute compressor for the duration of the repairs.

1 Inventory and requirements analysis

- Determining your compressed air requirements
- Engineering and safety check of your existing system
- Energy efficiency measurements of the existing system
- Leakage measurements and leak finding for existing systems

3 Installation and commissioning

- Installation of your compressed air system
- Installing the complete pipe network
- Commissioning your compressed air system
- Training on site

New

2 Advisory services and system planning

- Planning of your compressed air system
- Identifying savings and optimisation potentials
- Creating installation drawings
- Project management in all phases of the installation

4 Maintenance and repairs

- On-site service for repairs and maintenance
- Service hotline with professional advisory service
- Reminder service for maintenance and testing deadlines
- Substitute compressor service

The AIRCRAFT maintenance agreement - your benefits



Engineering hotline



Our expert service team - competent and committed

Professionally performed maintenance

Trained service staff performs maintenance, using only AIRCRAFT spare parts.

Cost transparency

Working time and travel are invoiced by maintenance interval at the agreed rate, plus the agreed material costs.

Operating capability you can rely on

Minimising repair costs and maintaining the operating safety through regular maintenance.

Optimising and protecting your investment


Regular maintenance of compressed air systems preserves their functionality, maximising efficiency and maintaining their value in the long term.

Reducing operating costs

Potential defects and wear are identified at an early stage. This protects our customers' investment against unnecessary, expensive repairs and avoidable downtime.

Minimising administrative overhead

Maintenance is coordinated by our service team at regular intervals.



10 factors for achieving an optimum compressed air supply

Which compressor is right for me?



1 Forward-looking investment

When buying a compressor, do not focus on your current needs. Instead, consider intended future use and then decide on correct dimensioning.

2 Intake performance

The intake capacity is not equivalent to the air flow that is actually available. Please only consider the compressor's output, and make sure that you have planned for an adequate output reserve before purchasing a compressor. A good balance between fill capacity and air consumption guarantees the best possible results.

3 Air quantity

The air flow is driven by your requirements. It is the total consumption by tools, machines and other compressed air devices. When computing this value, you need to consider the compressor's capacity and the workload for which you will be deploying the compressor.

4 Working pressure

To be able to design your new compressor, you need to determine the correct working pressure of your tools and machines. Excessive operating pressures do not translate to efficiency, but they do increase compressed air consumption, operating costs and wear on your machines.

5 Equipment level

Aircraft compressors are richly equipped as a factory standard. On top of this, we offer a comprehensive range of accessories. The exact equipment features are described on the following pages in the "Technical data" boxes; accessories are referenced separately.

6 Compressed air quality

Inadequately treated compressed air which is soiled with particles, humidity and oil increases the susceptibility of your compressed air devices and machines to failure. This results in increased wear and performance losses. On top of this, inadequately treated introduces contamination into your working process, and this can result in expensive reworking, for example, in painting work.

7 Compressor rooms and installation

Our AIRCRAFT compressed air stations provide a perfect solution on a small footprint. The heat generated by the compressor needs to be dissipated. This means creating sufficiently dimensioned intake and exhaust air openings.

8 Compressor capacity utilisation

In case of continuous compressed air consumption, we recommend an AIRCRAFT screw-type compressor designed for 24x7 operation. If your compressed air needs are sporadic, an AIRCRAFT piston compressor will typically be the better choice. But you can also combine both systems to account for peak loads.



9 Sound pressure level and Sound power level

We state both the sound power level and the sound pressure level LPA for our compressor's noise levels. To prove that these values are incompatible, and cannot be compared at face value with other noise levels, e.g. for aircraft, please read the short explanation on how to determine the two values below.

* Sound pressure level

Volume is defined as a separate value by the sound pressure or by the logarithmic sound pressure level. The sound pressure describes the actual effect of a sound source on the air pressure and thus on human hearing. It is measured directly and always depends on the distance to the sound source and the acoustic conditions in the room. The sound pressure level is the value used to assess occupational safety and health protection (in the sense of the Occupational Health and Safety Ordinance).

* Sound power level

The sound power describes the sound energy emitted by a sound source over a unit of time. It can be determined by measuring the sound pressure at several places on an enclosed enveloping surface around the sound source. This value is not measured directly but computed; it does not depend on the distance or the acoustics of the room. The sound power level serves, for example, to define legal limit values for the use of devices outdoors (Outdoor Directive).

10 Determining your compressed air requirements

Most work tasks are only temporary. You can compute the average on-period for these. On top of this, most consumers are not generally used at the same time. The average on-period and the simultaneous use factor f need to be considered in your computations to reduce the total requirement.

Total compressed air consumption: when dimensioning your compressor you also need to take the following factors into consideration: leakage loss, reserves and incorrect forecasts.


Berechnungsbeispiel:

Druckluftverbraucher	Arbeitsdruck (bar)	Einschalt-dauer ED (%)	Anzahl A (Stk.)	Einzelverbrauch q (ltr./min.)	A x q x ED/100 (ltr./min.)
Farbspritzpistole Ø 1,5 mm	3	40	1	180	72
Ausblaspistolen Ø 1,0 mm	6	10	3	65	19,5
Schlagschrauber M 10	6	20	3	200	120
Bohrmaschine bis Ø 20mm	6	30	1	700	210
Winkelschleifer	6	40	2	500	400
Summe Q des Druckluftverbrauches der Verbraucher				(ltr./min.)	821,5
Gleichzeitigkeitsfaktor f					0,71
Druckluftverbrauch der Verbraucher Qf = f x Q				(ltr./min.)	583,3

Piston compressors or screw-type compressors?

The fundamental decision when installing a compressor station is that of choosing the right type of compressor.

Both compressor systems have their specific advantages:



Pros: Piston compressors:

- **Intermittent demand**
Piston compressors are suitable for fluctuating compressed air consumption with peak demands. They can be used as peak load machines in a compressor array. Piston compressors are the best choice for frequently changing load cycles.
- Piston compressors have an **intermittent duty cycle**. They do not have an idle mode.
- **Low output capacities**
If the output capacities are low, the piston compressor is a more cost-efficient choice than the screw-type compressor.
- Piston compressors can compress to high **final pressures** (8 bar, 10 bar, 15 bar, 30 bar and 35 bar)*

* Piston compressors with operating pressures of 30 bar and 35 bar on request.

Pros: Screw-type compressors:

- **Long on-period**
Screw-type compressors are specially designed for use in continuous compressed air consumption without high peak demands (on-period = 100%). They are an excellent choice of machine for handling the basic load in a compressor array.
- **High output capacities**
The screw-type compressor is the most economical choice if you need a high output capacity.
- **Pulsation-free volume flow**
Due to its uniform compression, the screw-type compressor can also be used for very sensitive compressed air consumers.
- Screw-type compressors work most economically at **compression pressures** of between 5 and 14 bar.
- virtually **vibration-free** and **very quiet**
- **state-of-the art** control technology



Conclusions

If you anticipate **fluctuating compressed air consumption** in your operations, and will not be extending the system until later, a **piston compressor** is your best choice.
If you typically have a **constant and high compressed air requirement**, you are better served with a **screw-type** compressor.

The choice of the correct system should not depend on the purchasing price, since it will rapidly pay off through savings on operating costs. On-going **operating costs** do not just include energy costs for generating compressed air, but also **idle mode and maintenance cost**.

Which AIRCRAFT piston compressor is the right choice for my application?

Compressor/Model	Sealing	Drilling	Painting/ Preserving			Chiseling			Stapling	Nailing	Filling tires and measuring tire pressure	Cleaning Purging	Driving Changing tyres			Grinding/cut- ting/ Sand blasting	Spraying
Handy 201 OF E	●	-	●	●	-	-	-	-	●	○	●	●	-	-	-	-	●
Mobilboy 221/24 OF E	New ●	○	●	●	-	-	-	-	●	○	●	●	-	-	-	-	●
Mobilboy 241/24 E	New ●	○	●	●	-	-	-	-	●	○	●	●	-	-	-	-	●
Mobilboy 301/24	●	○	●	●	-	○	-	-	●	○	●	●	-	○	○	-	●
Mobilboy 311/50 (E)	●	○	●	●	○	○	-	-	●	○	●	●	-	-	○	-	●
Airboy Silence 50 PRO	●	-	●	○	-	-	-	-	○	○	○	●	-	-	-	-	●
Airboy Kit 90	●	-	●	●	-	-	-	-	●	○	●	●	-	-	-	-	●
Airboy 261 (E)	●	-	●	●	-	-	-	-	●	○	●	●	-	-	-	-	●
Compact-Air 221/10 E	●	○	●	●	-	○	-	-	●	○	●	●	-	-	○	-	●
Compact-Air 265/10 E	●	○	●	●	-	○	-	-	●	○	●	●	-	○	○	-	●
Compact-Air 311/20 E	●	○	●	●	○	○	-	-	●	○	●	●	-	-	○	-	●
Compact-Air 321/20	●	●	●	●	○	○	-	-	●	●	●	●	-	●	●	○	●
Compact-Air 361/20 E	New ●	●	●	●	○	○	○	○	●	●	●	●	-	●	●	○	●
Compact-Air 321/24 PRO	●	●	●	●	○	○	-	-	●	●	●	●	-	●	●	○	●
Compact-Air 341/24 PRO	●	●	●	●	○	○	-	-	●	●	●	●	-	●	●	○	●
Compact-Air BX 240 SILENT	New ●	●	●	●	○	○	-	-	●	●	●	●	-	●	●	○	●
Compact-Air BX 330 OF PRO	●	●	●	●	○	○	-	-	●	●	●	●	-	●	●	○	●
Aircar BX 330 OF PRO	New ●	●	●	●	○	○	-	-	●	●	●	●	-	●	●	○	●
Aircar 321/22 PRO	New ●	●	●	●	○	○	-	-	●	●	●	●	-	●	●	○	●
Aircar 553/22 PRO	New ●	●	●	●	●	●	●	○	●	●	●	●	○	●	●	●	●
Airbau 652/100 B PRO	New ●	●	●	●	●	●	●	●	●	●	●	●	-	●	●	○	●
Aircar-Bau 650 B PRO	●	●	●	●	●	●	●	●	●	●	●	●	-	●	●	●	●
AIRSTAR 321/50 E	New ●	●	●	●	●	●	○	-	●	●	●	●	-	●	●	○	●
AIRSTAR 401/50E/403/50 E	New ●	●	●	●	●	●	○	-	●	●	●	●	-	●	●	○	●
AIRSTAR 401/50/403/50	●	●	●	●	●	●	○	-	●	●	●	●	-	●	●	○	●
AIRSTAR 503/50	●	●	●	●	●	●	●	○	●	●	●	●	-	●	●	●	●
AIRSTAR 503/100	●	●	●	●	●	●	●	○	●	●	●	●	○	●	●	●	●
AIRSTAR 703/100	●	●	●	●	●	●	●	●	●	●	●	●	-	●	●	●	●
AIRSTAR 853/100	●	●	●	●	●	●	●	●	●	●	●	●	-	●	●	●	●
AIRPROFI 401/50 - 403/50	●	●	●	●	●	●	○	-	●	●	●	●	-	●	●	○	●
AIRPROFI 503/50	●	●	●	●	●	●	●	○	●	●	●	●	-	●	●	●	●
AIRPROFI 503/100	●	●	●	●	●	●	●	○	●	●	●	●	○	●	●	●	●
AIRPROFI 703/100	●	●	●	●	●	●	●	●	●	●	●	●	-	●	●	●	●
AIRPROFI 853/100/10	●	●	●	●	●	●	●	●	●	●	●	●	-	●	●	●	●
AIRPROFI 703/75/13	●	●	●	●	●	●	●	●	●	●	●	●	-	●	●	●	●
AIRPROFI 703/100/15	●	●	●	●	●	●	●	●	●	●	●	●	-	●	●	●	●
Stationary compressors	●	●	●	●	●	●	●	●	●	●	●	●	-	●	●	●	●
<ul style="list-style-type: none"> ● Best qualified ○ Conditionally qualified - not suitable 	Cartridge gun PRO, Cartridge gun PRO KP, Silicone caulking gun	BM R+L PRO	Air-Brush kit AS	Decoration gun ES	Paint spray guns: SD, RD, PI HVIP, HVL P PRO Underbody protection guns	Chisel hammer sets: MHU, MHH, MHB	Chisel hammer demolition work MHA PRO	Chisel hammer demolition work MHP PRO	Clamping devices: KG 16 PRO, KG 32 PRO, NKG 40/50 PRO, KG 50 PRO	Nailing device NG 90, Roofing sheet nailer DPN 45 PRO	Tyre pressure gauges: SD, SD-G, PRO, PRO-G	Blow guns: BPK, BPL, PRO L, PRO XL, PRO XXL, PRO V, PRO G, BPI PRO, Soft BPS	Industrial impact screw driver ISS 1"	Ratchet screw driver: 1/4" PRO, 1/2" LR S, 1/2" LR PRO	Impact screw driver: SS S 1/2", ISS 1/2", ISS 3/4"	Grinder, universal saw, Steel sheet nibbler, sandblasting guns	Spray gun aluminium

These indications serve for orientation and are non-binding. Depending on your individual choice and use of a compressed air tool, your compressed air requirements can be different or higher.

AIRCRAFT piston compressors - the right compressor for every application.

Entry-level models

Our models for entry-level compressor technology needs. Perfect for households, DIY and occasional use on building sites wherever there is no need for a permanent compressed air supply.

Oil-free models also available.

Our Economy models are available at very attractive prices!

Building site professionals

A variety of direct drive or belt-driven models in different power classes (8 to 14 bar maximum pressure). For professional use in industry and trade. For any task and for any application. This model series also impresses with a choice of form factors that offer you the convenience you need in different work areas. All of them come with a complete feature set.

Plug and work.

Rugged, belt-driven compressors for builders, decorators and DIY

Rugged compressors with a tried-and-trusted belt drive and twin-cylinder, aluminium high-performance units - quality for builders, decorators and demanding DIY enthusiasts.



Economy-Line
AIRBOY
COMPACT-AIR
MOBILBOY



COMPACT-AIR
COMPACT-AIR PRO
AIRCAR-BAU



AIRSTAR Series

Mobile professional compressors with a maximum feature set for builders and decorators

The AIRPROFI series is used by professionals and, in particular, by demanding users. AIRPROFI stands for compressors with an extremely rugged design capable of handling hard daily use in building and other trades. Premium workmanship and features as a factory standard guarantee the durability of all the compressors in the AIRPROFI series.

Stationary equipment - maximum performance on a small footprint

For a maximum volume of available compressed air with vessel sizes up to 500 l. Also with an bolted-on refrigerant type dryer, microfilter, condensate conditioning unit and condensate drain as a space-saving complete compressed air unit. Your complete compressed air generation system with premium compressed air treatment on a footprint of just 1 m².

AIRPROFI Silent - compressors with noise-insulating housings

Extra silent. Perfect for direct deployment in work areas where, e.g., a separate compressor room is not available.



AIRPROFI Series



AIRPROFI BK
AIRPROFI V / H
AIRPROFI TANDEM
AIRPROFI Duo



AIRPROFI Silent Series variants
mobile or stationary,
with or without a pressure vessel

AIRCRAFT piston compressor systems

WDS



HDS



Maintenance-free continuous-lubrication (WDS)

- In the WDS system, a Teflon piston ring replaces the standard steel piston ring
- This removes the need for mineral oil-based lubrication

“WDS” lubricating system benefits

- There is no need to check the oil level or change the oil
- Attractively-priced solution thanks to low numbers of simple components
- Maintenance-free
- Ideal solution for low compressed air requirements, e.g., for domestic and garden use

High performance-continuous-lubricating system (HDS)

- The system was developed for tough, continuous use wherever oil-free and clean compressed air is required
- **Large piston, movably mounted on bearings to offset the tumble motion, thus achieving up to 60% improved performance compared with tilt piston systems**
- Cylinder faces with high-precision and micro smooth surface to ensure minimum friction
- The high-performance piston and/or piston ring made of a special mixture of graphite, Teflon and carbon has a substantially longer lifetime than a simple Teflon piston ring

“HDS” lubricating system benefits

- Up to 50 times the duty cycle and service life compared with standard, maintenance-free, tilt piston systems
- The large surface cooling fins in combination with the single-piece cylinder ensure optimum heat dissipation
- Maintenance-free
- Ideal wherever oil-free and clean compressed air is required in daily use

WDS



HANDY 201 OF E on p.22

MOBILBOY 221/24 OF E on p.22


HDS



AIRPROFI 321/100 OF Silent on p.64

HDS

BX model



HOS



Patented technology!

High performance-continuous-lubricating system (HDS)

- The system was developed for tough, continuous use wherever oil-free and clean compressed air is required
- **Large piston, movably mounted on bearings to offset the tumble motion, thus achieving up to 60% improved performance compared with tilt piston systems**
- **The piston action in the BX model is axial, like in a flat engine - patented technology for significantly reduced wear (see image top right)**
The pistons move axially in special ceramic coated aluminium cylinder, like in a flat engine.
- This drastically reduces the wear on the seals.
- This removes the need for the frequent and expensive maintenance that has to be performed on legacy dry compressors.

“HDS” BX lubricating system benefits

The patented oil-free compressor system with double piston and horizontal compression, like in a flat engine, substantially reduces the otherwise typical wear on oil-free compressors

The large surface cooling fins in combination with the single-piece cylinder ensure optimum heat dissipation

- Maintenance-free
- Ideal wherever oil-free and clean compressed air is required in daily use

High-performance- oil lubricating-system (HOS)

- The precision-manufactured piston has a high-alloyed piston ring, an oil scraper ring and oil spreader ring which provide a seal to the cylinder wall
- The crankcase is filled with oil which is sprayed against the cylinder wall with each piston stroke
- The oil scraper ring cleans the oil-wetted cylinder wall in downward direction

“HOS” lubricating system benefits

- Optimum lubrication and an optimum seal at the same time
- Long service life and excellent reliability
- Low-maintenance
- Ideal for professional applications with high air flow rates

HDS

BX model



COMPACT-AIR BX 330 OF PRO and AIRCAR BX 330 OF PRO on p.27

HOS



MOBILBOY Series on p.22

AIRSTAR Series starting on p.38

AIRPROFI V Series starting on p.50


Mobile entry-level class



AIRBOY Series - Portable compressors with high air flow rates and high pressures for daily use in building and other trades

starting with the Airboy Silence 50 Pro:

- Universally deployable in the demanding building and trade applications on-site and in the workshop
- Quality electric motors with powerful torque
- Motor starting current limiter
- Thermal overload protection protects the motor against overheating and overload
- Powder-coated pressure vessel
- Fully automatic ON/OFF operation
- Vibration-damping rubber suction feet
- Rubberised carrier handle prevents slipping
- Pressure regulator for infinite adjustability of the desired working pressure
- Switch and fittings perfectly protected by tubular frame
- Airboy KITT 90 and Airboy 261 equipped with premium quick-action couplings as a factory standard
- 10-year guarantee on the pressure vessel against corrosion perforation (for the AIRBOY 261 and KITT 90 models)



- The working pressure is infinitely variable from 0 to 8 bar via the standard filter pressure regulator with simultaneous separation of dirt, oil and condensate

AIRBOY 261 E model features

- Airboy 261 E economy model with automatic pressure switch
- Perfect entry-level model
- Attractively priced



- Pressure regulator for infinite adjustability of the desired working pressure
- Two pressure gauges show the vessel pressure and working pressure
- Switch and fittings perfectly protected by tubular frame
- 10-year guarantee on the pressure vessel against corrosion penetration
- Equipped with an automatic pressure regulator, **AIRBOY 261** equipped with a **CONDOR premium pressure switch** as a factory standard equipped with premium quick-action couplings as a factory standard



10 bar



AIRBOY Silence 50 PRO

- Optimised for a low volume applications such as, e.g., airbrushing work
 - Extremely quiet operation due to the encapsulated design - only 43 dB(A)
 - Trouble-free use, e.g., in apartments, offices, etc.
- The working pressure is infinitely variable from 0 to 8 bar via the standard filter pressure regulator with simultaneous separation of dirt, oil and condensate

15 bar



AIRBOY KITT 90

- Ultra-slow runner - thus reducing vibrations and extending the service life of the compressor components equipped with premium quick-action couplings as a factory standard

10 bar



AIRBOY 261

- equipped with a **CONDOR** premium pressure switch as a factory standard equipped with premium quick-action couplings as a factory standard

Model			AIRBOY 261 E
Article no:	-	-	200 1245
€ plus VAT	-	-	259.00

Model	AIRBOY Silence 50 PRO	AIRBOY KITT 90	AIRBOY 261
Article no.	200 0100	200 1237	200 1242
€ plus VAT	759.00	439.00	399.00

Technical data	AIRBOY Silence 50 PRO	AIRBOY KITT 90	AIRBOY 261
Compressor system*	encapsulated	HOS	HOS
Maximum volume flow	50 l	85 l	260 l
Fill capacity approx.	33 l	49 l	170 l
Maximum pressure	8 bar	15 bar	10 bar
Pressure vessel capacity	9 l	2.4 l	2.4 l
Cylinders/stages	1/1	1/1	1/1
Speed	2900 rpm	1420 rpm	2850 rpm
Motor output	340 W/230 V	0.6 kW/230 V	1.8 kW/230 V
Weight	21 kg	21 kg	22 kg
Dimensions (LxWxH) in mm	320x320x480	510x270x400	510x270x400
Sound power level**	43 dB(A)	85 dB(A)	97 dB(A)

*For a description of the compressor systems refer to Seite 18 **Sound power level according to DIN EN ISO 3744 (RL 2000/14/EC)

HANDY/MOBILBOY Series - Handy products for domestic and DIY use at up to 10 bar

- Universally deployable in domestic and DIY use, all compressors in the MOBILBOY Series also for on-site applications
- Thermal overload protection protects the motor against overheating and overload
- One pressure gauge each for displaying the vessel and working pressures
- Fully automatic ON/OFF operation
- Powder-coated pressure vessel
- Plastic wheels at rear
- Rubber foot or rubber suction pads at front
- Mains cable length 1.8 m

Mobilboy E/Handy Series features:

- Pressure reducer for infinitely variable setting of the desired working pressure
- Automatic pressure switch
- One pressure gauge each for displaying the vessel and working pressures
- Single-handed, quick-action coupling
- Aluminium compressed air lines

Mobilboy 221/24, 301/24 and 311/50 features

- with premium filter pressure regulator for infinite adjustment of the working pressure with simultaneous separation of dirt, oil and condensate
- Automatic CONDOR pressure switch
- Premium, single-handed, quick-action coupling
- Copper compressed air lines
- 10-year guarantee on the pressure vessel against corrosion penetration

Oil-free!



Oil-free!

New



8 bar

New



HANDY 201 OF E

- **With oil-free WDS compressor***
- No oil change required
- No oil in the compressed air and in the condensate - environmentally-friendly

MOBILBOY 221/24 OF E

- **With oil-free WDS compressor***
- No oil change required

MOBILBOY 241/24 E

- Equipped with pressure regulator, single-handed, quick-action coupling and automatic pressure switch as factory standard

		New	New			New
E Model	HANDY 201 OF E	MOBILBOY 221/24 OF E	Mobilboy 241/24 E	MOBILBOY 301/24 E	MOBILBOY 311/50 E	MOBILBOY 361/50 E
Article no:	200 1210	200 2222	200 2241	200 3326	200 3331	200 3650
€ plus VAT	155.00	169.00	149.00	275.00	349.00	369.00
Model	-	-	-	MOBILBOY 301/24	MOBILBOY 311/50	-
Article no:	-	-	-	200 3325	200 3330	-
€ plus VAT	-	-	-	349.00	459.00	-
Technical data						
Compressor system*	WDS	WDS	HOS	HOS	HOS	HOS
Maximum volume flow	179 l	200 l	200 l	260 l	284 l	356 l
Fill capacity approx.	110 l	110 l	102 l	170 l	190 l	215 l
Maximum pressure	8 bar	8 bar	8 bar	10 bar	10 bar	10 bar
Vessel capacity	6 l	24 l	24 l	24 l	50 l	50 l
Cylinders/stages	1/1	1/1	1/1	1/1	1/1	2/1
Speed	2850 rpm	2850 rpm	2850 rpm	2850 rpm	2850 rpm	2850 rpm
Motor output	1.1 kW / 230 V	1.5 kW / 230 V	1.5 kW / 230 V	1.8 kW / 230 V	2.2 kW / 230 V	2.2 kW / 230 V
Weight	11.5 kg	24 kg	22.5 kg	26 kg	36.5 kg	38 kg
Dimensions (LxWxH) in mm	330 x 255 x 500	570 x 255 x 590	570 x 255 x 590	580 x 310 x 615	870 x 350 x 700	870 x 350 x 700
Sound power level **	91 dB(A)	94 dB(A)	93 dB(A)	97 dB(A)	97 dB(A)	97 dB(A)

*For a description of the compressor systems refer to Seite 7. **Sound power level according to DIN EN ISO 3744 (RL 2000/14/EC)

10 bar



MOBILBOY 301/24 E

10 bar



MOBILBOY 311/50 E

· With 50 l compressed air vessel

E models features



- ① Automatic pressure switch
- ② Pressure regulator for infinite adjustment of the working pressure
- ③ One single-handed, quick-action coupling aluminium compressed air line
- ④ One pressure gauge each for displaying the vessel and working pressures

10 bar



MOBILBOY 301/24


10 bar



MOBILBOY 311/50

· With 50 l compressed air vessel

Features 301/24 and Mobilboy 311/50:



- ① High quality CONDOR quality pressure switch
- ② High quality filter pressure regulator for infinite adjustment of the working pressure with simultaneous separation of dirt, oil and condensate
- ③ One premium, quick-action coupling
- ④ Copper compressed air line
- ⑤ ·10-year guarantee on the pressure vessel against corrosion penetration
- ⑥ One pressure gauge each for displaying the vessel and working pressures



New

10 bar

MOBILBOY 361/50 E

· With twin-cylinder V motor and single-stage compression
· With 50 l compressed air vessel

Professional tools for the building site



COMPACT-AIR Series - The handy universal compressors for on-site applications

- Universally deployable in building and DIY applications, COMPACT-AIR 265/10 also for workshop applications
- Quality electric motors with high torque and motor starting current limiter to avoid start-up problems
- Thermal overload protection protects the motor against overheating and overload
- Fully automatic ON/OFF operation
- Full set of safety equipment
- Good protection of all parts exposed to risk during transportation
- Complete maintenance block on inside
- Powder-coated pressure vessel
- Rubberised carrier handle prevents slipping

- during transportation
- Additional carrying handle allows convenient two-handed carrying of the compressor

COMPACT-AIR E models features:

- Pressure reducer for infinitely variable setting of the desired working pressure
- Automatic pressure switch
- One pressure gauge each for displaying the vessel and working pressures
- Single-handed, quick-action coupling
- Aluminium compressed air lines
- Highly attractive pricing !

COMPACT-AIR 265/10 models features

- Pressure regulator for infinite adjustment of the working pressure
- **Water trap** for separating dirt, oil and condensate
- Automatic **CONDOR pressure switch**
- **Premium, single-handed, quick-action coupling**
- Copper compressed air lines
- **10-year guarantee on the pressure vessel** against corrosion penetration

8 bar



COMPACT-AIR 221/10 E

- Including standard pressure regulator and quick coupling

10 bar



COMPACT-AIR 265/10 E

- Including standard pressure regulator and quick coupling

10 bar




COMPACT-AIR 265/10

- Equipped with **premium quick-action couplings** and **CONDOR** ^⑤ **pressure switch** as factory standard

Model COMPACT-AIR 265/10



- ① The ergonomically situated control panel is clearly structured and self-explanatory
- ② One pressure gauge each for displaying the vessel and working pressures
- ③ With **one compressed air take-off point via premium quick-action coupling**
- ④ Equipped with one pressure regulator and one water trap



Model	COMPACT-AIR 221/10 E	COMPACT-AIR 265/10 E
Article No:	200 5220	200 5261
€ plus VAT	229.00	269.00

Model	-	COMPACT-AIR 265/10
Article no.	-	200 5260
€ plus VAT	-	379.00

Technical data	HOS	HOS
Compressor system*	HOS	HOS
Maximum volume flow	185 l	250 l
Fill capacity approx.	120 l	155 l
Maximum pressure	8 bar	10 bar
Pressure vessel capacity	10 l	10 l
Cylinders/stages	1/1	1/1
Speed	2850 rpm	2850 rpm
Motor output	1.5 kW/230 V	1.5 kW/230 V
Weight	18 kg	22 kg
Dimensions (LxWxH) in mm	410 x 340 x 650	395 x 320 x 630
Sound power level**	94 dB(A)	96 dB(A)

*For a description of the compressor systems refer to Seite 18 **Sound power level according to DIN EN ISO 3744 (RL 2000/14/EC)

COMPACT-AIR E Models



- ④ **Pressure regulator** for infinitely variable setting of the desired working pressure
- ⑤ One pressure gauge each for displaying the vessel and working pressures
- ⑥ **One single-handed, quick-action coupling**
- ⑦ **Automatic pressure switch**



COMPACT-AIR Series - The handy, universal compact design compressor for on-site building and trade applications and DIY

Control panel

- The ergonomically situated control panel is clearly structured and self-explanatory
- One pressure gauge each for displaying the vessel and working pressures
- Includes a pressure regulator for infinite adjustability of the desired working pressure
- With two take-off points for compressed air equipped with **premium quick-action couplings as a factory standard** *

Protection function

- Compressor in protected hand cart construction
- The tubular frame provides perfect protection against damage to fittings.

Copper compressed air line

Maintenance block

- With **premium Condor pressure switch as factory standard***
- The on/off switch is protected and easily accessible
- Equipped with a quality filter for dirt, oil and condensate separation*



Fig. COMPACT-AIR 311/20

Warranty

- 10-year guarantee on the pressure vessel against corrosion perforation (only for Compact-Air 311/20 and 321/20)

Motor

- Quality electric motors with powerful torque
- Motor starting current limiter to avoid start-up problems
- Thermal overload protection protects the motor against overheating and overload

Wheels

- The large stable wheels and the broad wheelbase provide for safe and comfortable transportation even on uneven surfaces

Handle

- Rubberised carrying handle as factory standard, prevents slipping during transportation

High-performance HOS unit

- The precision-machined piston has a high-alloyed piston ring, an oil scraper ring and oil spreader ring which provide a seal to the cylinder wall
- The crankcase is filled with oil which is sprayed against the cylinder wall with each piston stroke
- The oil scraper ring cleans the oil-wetted cylinder wall in downward direction



Fig. COMPACT-AIR 321/20

Compact design for convenient transportation. Perfectly suited for on-site applications thanks to all-round protection.

- Quality electric motors with high torque and motor starting current limiter to avoid start-up problems
- Thermal overload protection protects the motor against overheating and overload
- Fully automatic ON/OFF operation
- Good protection of all parts exposed to risk during transportation
- Rubberised carrier handle prevents slipping
- Full set of safety equipment
- Compact design for convenient transportation.
- Perfectly suited for on-site applications thanks to all-round protection.

COMPACT-AIR E models features:

- Pressure reducer for infinitely variable setting of the desired working pressure
- Automatic pressure switch
- One pressure gauge each for displaying the vessel and working pressures
- Two single-handed quick-action couplings
- Aluminium compressed air lines
- Highly attractive pricing !

COMPACT-AIR 311/20 and 321/20 models features

- Pressure regulator for infinite adjustment of the working pressure
- **Water trap** for separating dirt, oil and condensate
- Automatic **CONDOR pressure switch**
- Two **single-handed quick-action couplings**
- Copper compressed air lines
- **10-year guarantee on the pressure vessel** against corrosion penetration



COMPACT-AIR 311/20 E



COMPACT-AIR 311/20
premium model with more up-market features than otherwise identical model COMPACT-AIR 311/20 E



COMPACT-AIR 361/20 E
With twin-cylinder V motor and single-stage compression



COMPACT-AIR 321/20
The low speed of 1420 rpm reduces vibration and guarantees a longer service life of the twin-cylinder V motor

New

Model	Compact-Air 311/20 E	Compact-Air 361/20 E	-
Article no.:	200 5291	200 5361	-
€ plus VAT	379.00	430.00	-

Model	Compact-Air 311/20	-	Compact-Air 321/20
Article no.:	200 5290	-	200 5300
€ plus VAT	569.00	-	939.00

Technical data			
	HOS	HOS	HOS
Compressor system*			
Intake capacity	284 l/min	356 l/min	310 l/min
Fill capacity approx.	190 l/min	215 l/min	240 l/min
Maximum pressure	10 bar	10 bar	10 bar
Pressure vessel capacity	20 l	20 l	20 l
Cylinders/stages	1 / 1	2 / 1	2 / 1
Speed	2850 rpm	2850 rpm	1420 rpm
Motor output	2.2 kW/ 230 V	2.2 kW/ 230 V	2.2 kW/ 230 V
Weight	33.5 kg	37 kg	39.5 kg
Dimensions (LxWxH) in mm	470 x 490 x 720	470 x 490 x 720	470 x 490 x 720
Sound power level****	97 dB(A)	97 dB(A)	96 dB(A)

*For a description of the compressor systems refer to page 18 ** Sound power level according to DIN EN ISO 3744 (RL 2000/14/EC)

BX PRO Series - the high-performance on-site compressor with patented, oil-free compressor system and professional features for builders and other trades

Pressure regulator

The working pressure is infinitely variable via the standard pressure regulator

Operation

- Equipped as a factory standard with a premium **CONDOR** pressure switch
- The on/off switch is protected and easily accessible
- One pressure gauge each for displaying the vessel and working pressures

Chassis

- The large stable wheels and the broad wheelbase provide for safe and comfortable transportation even on uneven surfaces such as staircases

Compressed air take-off

- One take-off point for compressed air equipped with **premium quick-action couplings** as a factory standard



Fig. COMPACT-AIR BX 330 OF PRO

Base

- There are no fittings or switches in the base area that could suffer damage when tilting or transporting the compressor

Tray

- Practical for daily use as a tray for tools, plans, etc. and to provide protection against damage from above

New

Operation

- Equipped as a factory standard with a premium **CONDOR** pressure switch
- The control panel is clearly structured and self-explanatory
- One pressure gauge each for displaying the vessel and working pressures
- Two compressed air take-off points equipped with **premium quick-action couplings** as a factory standard
- On/off switch is protected from the top and easily accessible

Oil-free!

HDS - High performance continuous lubricating system

- The system was developed for tough, continuous use wherever oil-free and clean compressed air is required



High quality pressure vessel

- Powder coated pressure vessel, 10-year guarantee against corrosion penetration

Fig. AIRCAR BX 330 OF PRO

COMPACT-AIR BX / AIRCAR BX - Compact design for convenient transportation. Perfectly suited for on-site applications thanks to all-round protection.

Universally applicable for installation work and in workshops

- Perfect for use by builders and similar on construction sites

Specially designed for work areas where it is necessary to work with clean air or at low temperatures, for example, in plasma cutting, and in the food and delicatessen industries

- For powering large nailing tools, ratchet and impact driving tools, paint guns and much more

The **patented oil-free compressor system with double piston and horizontal compression**, like in a flat engine, substantially reduces the otherwise typical wear on oil-free compressors

- **With an oil-free compressor** allowing best quality of work and a long service life of compressed air tools
- The unique form factor allows the use of compressed air tools with high air supply requirements despite the low start-up current
- **Designed for the continuous operation**; the compressor can run for extended periods of time without overheating
- Smooth action and low speed guarantee really low operating noise and a long compressor service life
- **Low-maintenance**
- Premium electric motor with high torque and motor starting current limiter to avoid start-up problems

- Thermal overload protection protects the motor against overheating and overload
- Fully automatic ON/OFF operation
- Full set of safety equipment
- With **premium quick-action couplings** and premium **CONDOR pressure switch**
- The large stable wheels and the broad wheelbase provide for safe and comfortable transportation
- Lightweight for easy transportation
- Powder coated pressure vessel, **10-year guarantee against corrosion penetration**

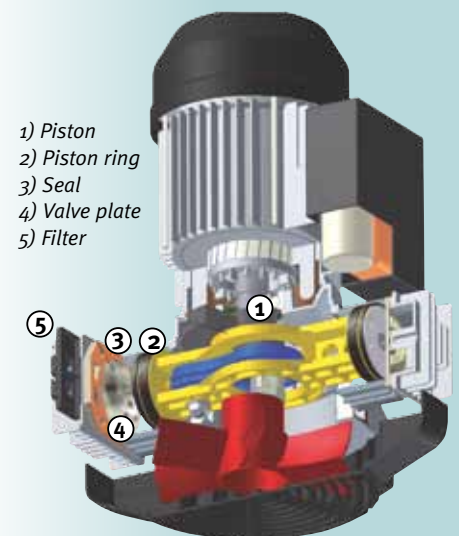


COMPACT-AIR BX 240 SILENT
COMPACT-AIR BX 330 OF PRO
Two identical models



AIRCAR BX 330 OF PRO

Your benefits



Patented technology!

The pistons move axially in special ceramic coated aluminium cylinder, like in a flat engine.

- This drastically reduces the wear on the seals.
- This removes the need for the frequent and expensive maintenance that has to be performed on legacy dry compressors.
- Designed for continuous operation

	New		New
Model	COMPACT-AIR BX 240 SILENT	COMPACT-AIR BX 330 OF PRO	AIRCAR BX 330 OF PRO
Article no.	200 5310	200 5301	200 5400
€ plus VAT	959.00	779.00	1,019.00

Technical data			
Compressor system*	HDS	HDS	HDS
Maximum volume flow	240 l	330 l	330 l
Fill capacity approx.	150 l	200 l	200 l
Maximum pressure	10 bar	10 bar	10 bar
Pressure vessel capacity	24 l	24 l	2 x 10 l
Cylinders/stages	2/1	2/1	2/1
Speed	1400 rpm	1400 rpm	1400 rpm
Motor output	1.5 kW / 230 V	1.7 kW/ 230 V	1.7 kW/ 230 V
Weight	34 kg	36 kg	43 kg
Dimensions (LxWxH) in mm	500 x 560 x 810	500 x 560 x 810	670 x 545 x 570
Sound pressure level***	65 dB(A)	80 dB(A)	78 dB(A)
Sound power level****	78 dB(A)	96 dB(A)	96 dB(A)

*For a description of the compressor systems, see Seite (?) ** TÜV-free only applicable in Germany

*** Sound pressure level at 1 m distance as per DIN 45635 T 13 **** Sound power level as per DIN EN ISO 3744 (RL 2000/14/EG)

COMPACT-AIR PRO - powerful, universally applicable compressors with a compact design and all-round protection

Operation

- Equipped as a factory standard with a premium **CONDOR pressure switch**
- On/off switch is protected from the top and easily accessible
- The ergonomic control panel is clearly structured and self-explanatory
- One pressure gauge each for displaying the vessel and working pressures
- Two compressed air take-off points for filtered compressed air, filtered and oiled compressed air, and a direct compressed air outlet from the pressure vessel equipped with **premium quick-action couplings as a factory standard**



Cable hook

- Including interior protected cable hook

Hose hook

- Supplied with a protected hose hook on the inside
- The hose is not included in the scope of delivery



Fig. COMPACT-AIR 321/24 PRO

Tray

- The tool tray positioned above the compressor protects it additionally during transportation
- And the tray is the perfect place to deposit your tools
- **Suitable for standard system containers** by all major power tool manufacturers, such as Makita, Festool, Mafell, etc.

Filter pressure regulator

- The working pressure is infinitely variable via the standard filter pressure regulator with simultaneous separation of dirt and condensate

Base

- There are no fittings or switches in the base area that could suffer damage when tilting or transporting the compressor

High-performance HOS unit

- The precision-machined piston has a high-alloyed piston ring, an oil scraper ring and oil spreader ring which provide a seal to the cylinder wall
- The crankcase is filled with oil which is sprayed against the cylinder wall with each piston stroke
- The oil scraper ring cleans the oil-wetted cylinder wall in downward direction

Handle

- Rubberised carrying handle as factory standard, prevents slipping during transportation

Protection function

- Compressor with all-round protected design
- The tubular frame and the top-mounted tray provide perfect protection against damage to fittings.



Chassis

- The large stable wheels and **puncture proof tyres made of PU foam** in combination with the wide wheelbase ensure safe and convenient transportation even on uneven surfaces such as staircases



Fig. COMPACT-AIR 321/24 PRO



High quality pressure vessel

- Powder coated pressure vessel, 10-year guarantee against corrosion penetration

Compact design for convenient transportation. Perfectly suited for daily on-site applications thanks to all-round protection.

- Universally deployable in building and trade applications on-site and in the workshop
- Compact-Air 341/24 PRO with single-cylinder compressor
- Low speed guarantees smooth action and a long compressor service life
- The PU foam tyres and the broad wheelbase ensure safe and comfortable transportation
- Flexible armoured hose line with heat protection avoids vibration fractures
- Premium electric motor with high torque and motor starting current limiter, thus guaranteeing an easy start
- Thermal overload protection protects the motor against overheating and overload
- Fully automatic ON/OFF operation
- Optimum protection of all parts exposed to risk during transportation
- Full set of safety equipment
- With **premium quick-action couplings** and premium **CONDOR pressure switch**
- Powder coated pressure vessel, 10-year guarantee against corrosion penetration



COMPACT-AIR 341/24 PRO
· with powerful single-cylinder compressor



COMPACT-AIR 321/24 PRO
· with smooth action twin-cylinder compressor

Your benefits

Perfect frame ergonomics

- Can be transported up or down a staircase by one person



Easy to tilt

- Can be moved without risk of back pain
- Stable base

Model	COMPACT-AIR 341/24 PRO	COMPACT-AIR 321/24 PRO
Article no.	200 5360	200 5352
€ plus VAT	1,129.00	1,069.00

Technical data	HOS	HOS
Compressor system*	HOS	HOS
Maximum volume flow	340 l	310 l
Fill capacity approx.	265 l	240 l
Maximum pressure	10 bar	10 bar
Pressure vessel capacity	24 l	24 l
Cylinders/stages	1/1	2/1
Speed	1465 rpm	1420 rpm
Motor output	2.2 kW/ 230 V	2.2 kW/ 230 V
Weight	52 kg	51 kg
Dimensions (LxWxH) in mm	600 x 640 x 980	600 x 640 x 980
Sound pressure level***	79 dB(A)	75 dB(A)
Sound power level****	95 dB(A)	91 dB(A)

* For a description of the compressor systems refer to Seite 20 ** TÜV-free only applies in Germany *** Sound pressure level at a distance of 1 m as per DIN 45635 T 13 **** Sound power level as per DIN EN ISO 3744 (RL 2000/14/EC)

AIRCAR PRO - the powerful, mobile compressed air centre with practical details in a compact format for professional use


Operation

- Equipped as a factory standard with a premium **CONDOR pressure switch**
- On/off switch is protected from the top and easily accessible
- The ergonomic control panel is clearly structured and self-explanatory
- One pressure gauge each for displaying the vessel and working pressures
- Two compressed air take-off points for filtered compressed air, filtered and oiled compressed air, and a direct compressed air outlet from the pressure vessel equipped with **premium quick-action couplings as a factory standard**



Base

- There are no fittings or switches in the base area that could suffer damage when tilting or transporting the compressor



AIRCAR 553/22 PRO

Protection function

- The frame acts as a tool tray and at the same time provides all-round protection for any sensitive components
- The tubular frame and the top-mounted tray provide perfect protection against damage to fittings.

Filter pressure regulator


- The working pressure is infinitely variable via the standard filter pressure regulator with simultaneous separation of dirt and condensate

Oil mist lubricator

- The factory-standard oil mist lubricator ensures a sufficient supply of lubricant to tools

High-performance HOS unit

- The precision-machined piston has a high-alloyed piston ring, an oil scraper ring and oil spreader ring which provide a seal to the cylinder wall
- The crankcase is filled with oil which is sprayed against the cylinder wall with each piston stroke
- The oil scraper ring cleans the oil-wetted cylinder wall in downward direction



AIRCAR 553/22 PRO

Handles

- Equipped with fold-out carrying handles for lifting during transportation

Hose hook

- Supplied with a protected hose hook on the inside
- The hose is not included in the scope of delivery



Chassis

- The large stable wheels and **puncture proof tyres made of PU foam** in combination with the wide wheelbase ensure safe and convenient transportation even on uneven surfaces such as staircases



High quality pressure vessel

- Powder coated pressure vessel, 10-year guarantee against corrosion penetration

New

**Compact design for convenient transportation.
Perfectly suited for daily on-site applications thanks to all-round protection.**

- For building and trade applications, e.g., in the workshop for interior construction work and building shell construction
- The frame acts as a tool tray and at the same time provides all-round protection for any sensitive components
- The twin-cylinder high-performance V motor in grey cast iron and the low speed guarantee smooth action and a long compressor service life

- One pressure gauge each for displaying the vessel and working pressures
- Three compressed air take-off points with quick-action safety couplings for filtered compressed air, filtered and oiled compressed air, and a direct compressed air outlet from the pressure vessel
- High quality CONDOR pressure switch
- Puncture-proof PU foam wheels in combination with a broad wheelbase guarantee safe and

- convenient transportation
- Powder coated pressure vessel, 10-year guarantee against corrosion penetration
- Premium electric motor with high torque and motor starting current limiter to avoid start-up problems
- Thermal overload protection protects the motor against overheating and overload
- Fully automatic ON/OFF operation
- Full set of safety equipment




AIRCAR 321/22 PRO



AIRCAR 553/22 PRO

Your benefits



Features

- 1 On/off switch is protected from the top and easily accessible
- 2 The ergonomic control panel is clearly structured and self-explanatory. One pressure gauge each for displaying the vessel and working pressures
- 3 Three compressed air take-off points for filtered compressed air, filtered and oiled compressed air, and a direct compressed air outlet from the pressure vessel
- 4 With premium quick-action couplings and premium CONDOR pressure switch



- Features a twin-cylinder high-performance V motor in grey cast iron
- With low-wear direct drive

Art. no.	AIRCAR 321/22 PRO	AIRCAR 553/22 PRO
Article no.	200 5531	200 5553
€ plus VAT	1,199.00	1,665.00

Technical data		
Compressor system*	HOS	HOS
Maximum volume flow	310 l	550 l
Fill capacity approx.	240 l	410 l
Maximum pressure	10 bar	10 bar
Pressure vessel capacity	2 x 11 l	2 x 11 l
Cylinders/stages	2/1	2/1
Speed	1420 rpm	1420 rpm
Motor output	2.2 kW/ 230 V	3 kW / 400 V
Weight	53 kg	77 kg
Dimensions (LxWxH) in mm	780 x 685 x 670	780 x 685 x 670
Sound pressure level***	75 dB(A)	81 dB(A)
Sound power level****	91 dB(A)	94 dB(A)

* For a description of the compressor systems refer to Seite 18 ** TÜV-free only applies in Germany

*** Sound pressure level at a distance of 1 m as per DIN EN ISO 3744 (RL 2000/14/EC)

**** Sound power level as per DIN EN ISO 3744 (RL 2000/14/EC)

AIRBAU/AIRCAR-BAU - Compressor with internal combustion engine for up to 14 bar operating pressure for work environments without a power supply

Transport lugs

- With two transport lugs on the frame for lifting, e.g., with a crane

Tray

- Practical for daily use as a tray for tools, plans, etc. and to provide protection against damage from above

High-performance HOS unit

- The precision-machined piston has a high-alloyed piston ring, an oil scraper ring and oil spreader ring which provide a seal to the cylinder wall
- The crankcase is filled with oil which is sprayed against the cylinder wall with each piston stroke
- The oil scraper ring cleans the oil-wetted cylinder wall in downward direction

Transport handle

- The handle for two-handed gripping ensures safe transport to the deployment site

- The working pressure can be infinitely set via the filter pressure regulator to allow for reduced pressure, filtered compressed air take-off
- Two pressure gauges show the vessel pressure and working pressure
- Equipped with a **quality quick-action coupling** and **CONDOR** premium **pressure switch** as a factory standard

Anti-vibration elements

- Equipped with two large and wide anti-vibration elements for stability

All-round protection

- The frame acts as a pressure vessel, tool tray holder, and at the same time provides all-round protection for any sensitive components
- optimum protection and portable high performance




Freewheel valve

- Features freewheel valve as factory standard
- This removes the need for continually switching on and off
- The compressor continues to run in no-load state after reaching the preset pressure



PU foam wheels

- The large stable wheels and **puncture proof tyres made of PU foam** in combination with the wide wheelbase ensure safe and convenient transportation even on uneven surfaces



AIRCAR-BAU 500/20 B PRO

New

AIRBAU/AIRCAR-BAU - for use in gardening and landscape gardening, for mobile tyre and breakdown recovery services and in agriculture and forestry

- Single cylinder/4-stroke engine by Honda for power-supply independent operation Independent of a power supply and thus perfectly suited for gardening and landscape gardening, for mobile tyre and breakdown recovery services and in agriculture and forestry
- With idle speed and speed control to adjust to load states
- The high-performance grey cast iron engine and the low speed guarantee smooth action and a long compressor service life
- The large impeller and a cooling air duct ensure optimum cooling of the compressor
- Stable metal belt guard grille
- A re-cooler with large-surface cooling fins ensures a low pressure vessel inlet temperature, thus reducing the moisture content of the compressed air
- Full set of safety equipment
- 10-year guarantee on the pressure vessel against corrosion penetration



AIRBAU 652/100 B PRO

- Features a 100-litre compressed air vessel
- Perfectly suited for use in breakdown recovery vehicles due to its very narrow form factor



AIRCAR-BAU 500/20 B PRO

- With two transport lugs on the frame for lifting
- The form factor, the puncture-proof PU foam tyres and the transport handles ensure easy transportation to the deployment site

Model	AIRBAU 652/100 B PRO	AIRCAR-BAU 500/20 B PRO
Article no:	200 6530	200 5500
€ plus VAT	2,590.00	1,790.00

Technical data		
Compressor system*	HOS	HOS
Maximum volume flow	642 l	500 l
Fill capacity approx.	480 l	390 l
Maximum pressure	14 bar	10 bar
Pressure vessel capacity	100 l	20 l
Cylinders/stages	2/2	2/1
Speed	950 rpm	1375 rpm
Motor output	6.6 kW	4 kW
Drive	Single-cylinder/4-stroke engine	
Single-cylinder/4-stroke engine		
Weight	121 kg	81 kg
Dimensions (LxWxH) in mm	1050 x 500 x 1060	750 x 700 x 950
Sound power level**	99 dB(A)	97 dB(A)

*For a description of the compressor systems, see Seite <?>

Sound power level as per DIN EN ISO 3744 (RL 2000/14/EG)

Freewheel valve for less wear

- The freewheel valve avoids continuous switching on and off
- After reaching the preset pressure, the valve opens and the compressor continues to run in depressurised state
- When the pressure drops, the valve shuts-off and the compressor builds up pressure again



AIRPROFI Series/AIRSTAR Series

Our tip!

Only compress to the level you really need; after all one “bar” more will cost 6-8% more energy.


Piston compressors are more economical than screw-type compressors in case of low and fluctuating compressed air requirements. Piston compressors support start/stop operation and do not have an idle mode.



AIRSTAR E Series - rugged compressors for building and trade applications with belt drive and twin-cylinder, high-performance grey cast iron motors

- Twin-cylinder high-performance grey cast iron motor for a long service life
- Large impeller and a cooling air duct on the cylinder ensure optimum cooling of the compressor
- The premium electric motor with high torque is protected against overheating and overload by a motor circuit breaker
- A re-cooler with large-surface cooling fins ensures a low pressure vessel inlet temperature, thus reducing the moisture content of the compressed air
- Stable metal belt guard grille
- A start-up capacitor and start-up relief valve ensure a soft start for 230 volt models
- 400 volt models are equipped with a phase inverter as a factory standard for easy manual changing of the direction of rotation
- The pressure vessel is equipped with a safety valve, vessel pressure gauge and a condensate drain valve
- Full set of safety equipment
- Complete and ready to connect

E model features



- ① **Pressure regulator** for infinitely variable setting of the desired working pressure
 - One pressure gauge each for displaying the vessel and working pressures
- ② **Easy single-handed, quick-action coupling**
- ③ **Automatic pressure switch**
- ④ **Plastic wheels at rear**
- ⑤ **Rubber suction pads at front**
- ⑥ **Simple bracket design**
Similar to detailed illustration



AIRSTAR 321/50 E



AIRSTAR 401/50 E
AIRSTAR 403/50 E

Modell AIRSTAR	321/50 E	401/50 E	403/50 E
Article no.:	200 8312	200 9413	200 9433
€ plus VAT	399.00	459.00	499.00

Technical data			
Compressor system*	HOS	HOS	HOS
Maximum volume flow	235 l	365 l	365 l
Fill capacity approx.	185 l	266 l	266 l
Maximum pressure	10 bar	10 bar	10 bar
Pressure vessel capacity	50 l	50 l	50 l
Cylinders/stages	2/1	2/1	2/1
Speed	1040 rpm	1375 rpm	1375 rpm
Motor output	1.5 kW/ 230 V	2.2 kW / 230 V	2.2 kW / 400 V
Weight	48.5 kg	57.5 kg	57.5 kg
Dimensions (LxWxH) in mm	870 x 400 x 700	870 x 400 x 700	870 x 400 x 700
Sound power level****	92 dB(A)	94 dB(A)	94 dB(A)

*For a description of the compressor systems refer to Seite 18 **Sound power level according to DIN EN ISO 3744 (RL 2000/14/EC)

The mobile AIRCRAFT AIRSTAR Series compressors

1

High-performance HOS unit

- The twin-cylinder high-performance V motor in grey cast iron and the low speed guarantee smooth action and a long compressor service life
- A re-cooler with large-surface cooling fins ensures a low pressure vessel inlet temperature

HOS



2

- The **premium electric motor** with high torque is protected against overheating and overload by a motor circuit breaker
- A start-up capacitor and start-up relief valve ensure a soft start for 230 volt models



Connection

3

- Power connection cable with plug
- **400 volt models are equipped with a phase inverter** for easy manual changing of the direction of rotation

4

- Only fixed screw connections on the **maintenance block**, no hose connections
The working pressure is infinitely variable via the standard filter pressure regulator with simultaneous separation of dirt, oil and condensate
- Two large pressure gauges show the vessel pressure and working pressure
Equipped with premium quick-action, single-handed couplings as a factory standard
- **Equipped as a factory standard with a premium CONDOR pressure switch**



5

- Ergonomically extended bar for convenient transport in virtually upright posture
- No load on the back due to lifting

6

- The **rubber handle** prevents slipping

7

- The stable **steerable chassis in combination with a clamp brake** allow for convenient transport by removing the need to lift the compressor for transportation
- The clamp brake prevents both rotation and rolling of the wheels, thus ensuring maximum stability of the compressor



Robust quality in trade and demanding DIY applications.



- 8** · **Powerful and economic drive**
 · The toothed drive belt facilitates the start-up, improves the running action, and power distribution, and reduces the power draw by up to 30%



- 9** · The large impeller and a cooling air baffle on the cylinder ensure optimum cooling of the compressor
 · A stable belt guard grille made of metal ensures optimum protection of the components and best possible user safety



- 10** · Corrosion-free valve plates for improved heat dissipation and a long compressor service life

- 11** · Features a practical **transport handle on the pressure vessel**

- 12** · The flexible armoured hose with heat protection has a long service life as vibration breakage is ruled out.
 · The start-up relief valve ensures an easy and depressurized start up

- 13** · The premium quality powder coating guarantees a long pressure vessel service life
 · The AIRSTAR Series comes with a **10 year guarantee against corrosion penetration** on the pressure vessel



- 14** · The stable **steerable chassis with parking brake, in combination with large puncture-proof PU foam wheels** allows for convenient transportation as there is no need to lift the compressor to move it.

- 15** **TÜV-free**
 · AIRSTAR compressors are type-approved by an authorised body. This removes the need for a ZÜS test prior to commissioning on site.
 · Recurring tests to demonstrate the safety of the pressure vessel, in line with the Operating Safety Ordinance, can also be performed by a qualified person.
 · Only applicable in Germany



AIRSTAR 503/50

AIRSTAR -Series - rugged compressors for building and other trades with a proven belt-driven and twin-cylinder, high-performance grey cast iron motor.

- Twin-cylinder high-performance grey cast iron motor for a long service life
- Large impeller and a cooling air baffle on the cylinder ensure optimum cooling of the compressor
- The premium electric motor with high torque is protected against overheating and overload by a motor circuit breaker
- A re-cooler with large-surface cooling fins ensures a low pressure vessel inlet temperature, thus reducing the moisture content of the compressed air
- Stable metal belt guard grille
- A start-up capacitor and start-up relief valve ensure a soft start for 230 volt models
- 400 volt models are equipped with a phase

- inverter as a factory standard for easy manual changing of the direction of rotation
- The pressure vessel is equipped with a safety valve, vessel pressure gauge and a condensate drain valve
- Full set of safety equipment
- Complete and ready to connect
- Filter pressure regulator with a pressure gauge for controlled condensate-, dirt- and oil-free compressed air; second pressure gauge for the pressure vessel pressure. Power-coated pressure vessel, 10 year guarantee against corrosion penetration on the pressure vessel
- With **premium quick-action couplings** and a premium **CONDOR pressure switch**

- **With a flexible armoured hose line** for heat protection for a long service life as a vibration breaks are ruled out
- Including an **ergonomic bar, rubberised handle** and **transport handle on the vessel** for convenient transportation
- With a stable **steering chassis and clasp brake in combination with large puncture-proof wheels** for convenient transportation



AIRSTAR 401/50
AIRSTAR 403/50



AIRSTAR 503/50



AIRSTAR 503/100

Model	AIRSTAR 401/50	AIRSTAR 403/50	AIRSTAR 503/50	AIRSTAR 503/100
Article no.:	200 9410	200 9430	200 9530	200 9531
€ plus VAT	669.00	679.00	799.00	899.00

Technical data	AIRSTAR 401/50	AIRSTAR 403/50	AIRSTAR 503/50	AIRSTAR 503/100
Compressor system*	HOS	HOS	HOS	HOS
Maximum volume flow	365 l	390 l	510 l	510 l
Fill capacity approx.	266 l	285 l	400 l	400 l
Maximum pressure	10 bar	10 bar	10 bar	10 bar
Pressure vessel capacity	50 l	50 l	50 l	100 l
Cylinders/stages	2/1	2/1	2/1	2/1
Speed	1375 rpm	1490 rpm	1310 rpm	1310 rpm
Motor output	2.2 kW / 230 V	2.2 kW / 400 V	3 kW / 400 V	3 kW / 400 V
Weight	57.5 kg	57.5 kg	65 kg	75 kg
Dimensions (LxWxH) in mm	860 x 440 x 800	860 x 440 x 800	860 x 440 x 880	1125 x 480 x 925
Sound power level**	96 dB(A)	96 dB(A)	94 dB(A)	94 dB(A)

*For a description of the compressor systems refer to Seite 18 **Sound power level according to DIN EN ISO 3744 (RL 2000/14/EC)

AIRSTAR 703/853 - two-stage compression

- The twin-cylinder, high-performance motor with two-stage compression runs at low speed to achieve a very smooth, virtually vibration free action
- This ensures an even longer service life by reducing wear
- Equipped with an intermediate cooler in addition to the re-cooler

TÜV-free

- AIRSTAR compressors are ZÜS type approved. This removes the need for TÜV acceptance testing.
- Installation and recurring tests can thus be performed by an qualified person.
- This only applies in Germany.



AIRSTAR 703/100



AIRSTAR 853/100

Model	AIRSTAR 703/100	AIRSTAR 853/100 ***
Article no.:	200 9731	200 9831
€ plus VAT	1,249.00	1,349.00

Technical data		
	HOS	HOS
Compressor system*	HOS	HOS
Maximum volume flow	650 l	850 l
Fill capacity approx.	520 l	680 l
Maximum pressure	10 bar	10 bar
Pressure vessel capacity	100 l	100 l
Cylinders/stages	2/2	2/2
Speed	950 rpm	1240 rpm
Motor output	4 kW	5.5 kW
Weight	99 kg	112 kg
Dimensions (LxWxH) in mm	1125 x 480 x 1015	1125 x 480 x 1015
Sound power level**	93 dB(A)	95 dB(A)

*For a description of the compressor systems refer to Seite 18 ** Sound power level according to DIN EN ISO 3744 (RL 2000/14/EC)*** For compressors with a motor output of 5.5 kW, please observe your local electricity utility's rules; the use of a star-delta switch may be required in some areas



Mobile AIRSTAR features

The working pressure can be infinitely set via the pressure regulator to allow for reduced pressure compressed air take-off

Two pressure gauges indicate the tank and working pressure

- With filter pressure regulator
- Serially equipped with **quality quick couplings** and high quality **CONDOR pressure switch**



- A re-cooler with large-surface cooling fins ensures a low pressure vessel inlet temperature, thus reducing the moisture content of the compressed air
- This is gentle on the connected compressed air tools



- Puncture-proof tyres filled with PU foam instead of air
- Avoiding flat tyres without compromising convenience

AIRPROFI compressors for building and trade applications - features that impress.

1

- Equipped with a high quality **Condor pressure switch**
- Fully automatic ON/OFF operation

2

We help you save - 13 bar instead of 15!

- Our 15 bar compressors are preset to **13 bar shutdown pressure** as a factory standard (experience shows that 90% of all users only require a max. operating pressure of 13 bar)
- **Any pressure generated above this value means additional energy consumption of about 8% per bar.**
- To avoid wasting power, we have reduced the switch-off pressure for you
- But if you do require the maximum pressure of 15 bar, you can set it via the pressure switch at any time



3

- Ergonomically extended bar for convenient transport in virtually upright posture
- No load on the back due to lifting

4

- The **rubber handle** prevents slipping

5

- The **premium electric motor** with high torque is protected against overheating and overload by a motor circuit breaker

6

- **400 volts types equipped with phase inverter** for easy manual inversion of the sense of rotation

7

- Only fixed screw connections on the **maintenance block**, no hose connections
- The working pressure is infinitely variable via the standard filter pressure regulator with simultaneous separation of dirt, oil and condensate
- Two large pressure gauges show the vessel pressure and working pressure
- **Two compressed air outlets** for filtered compressed air, filtered and oiled compressed air and a compressed air direct outlet from the vessel
- Equipped with premium quick-action, single-handed couplings as a factory standard



8

- For your safety, AIRCRAFT® is the first manufacturer to equip AIRPROFI compressors with a **single-handed safety quick-action coupling as a factory standard**
- Thanks to venting technology with two separate locking systems the system coupled in depressurised state, thus avoiding backlash from the hose when disconnecting. Your benefits: substantial improvements in user safety




9


- **Third compressed air take-off point** via direct outlet with **ball valve** on the pressure vessel

10

- The stable **steerable chassis in combination with a clamp brake** allow for convenient transport by removing the need to lift the compressor for transportation
- The clamp brake prevents both rotation and rolling of the wheels, thus ensuring maximum stability of the compressor



Maximum equipment level and best quality at an attractive price!



AIRPROFI 503/50



11

- **Powerful and economic drive**
- The toothed drive belt facilitates the start-up, improves the running action, and power distribution, and reduces the power draw by up to 30%



12

- The large impeller and a cooling air baffle on the cylinder ensure optimum cooling of the compressor
- A stable belt guard grille made of metal ensures optimum protection of the components and best possible user safety



HOS

13

- Corrosion-free valve plates for improved heat dissipation and a long compressor service life

14

- The **twin-cylinder high-performance motor in grey cast iron** and the **low speed** guarantee smooth action and a long compressor service life
- **HOS compressor** guarantees optimum lubrication for durability and excellent reliability
- Equipped with high quality suction filter
- The re-cooler with large-surface cooling fins ensures a low pressure vessel inlet temperature, thus reducing the moisture content of the compressed air, which in turn is gentle on compressed air tools



15

- The flexible armored hose line with heat protection guarantees a long service life by ruling out vibration breaks
- The start up relief valve guarantees a smooth and depressurized start up

16

- Features a practical **transport handle on the pressure vessel**

17

- AIRPROFI compressors guarantee permanent corrosion protection
- AIRCRAFT is the first manufacturer to equip AIRPROFI Series compressors **with pressure vessels that are hot-dip galvanized on the interior and exterior** as a factory standard
- The AIRPROFI Series comes with a **15 year guarantee against corrosion penetration** on the pressure vessel



18

- The **large PU foam tyres are puncture-proof** and ensure convenient transportation

19

- **Does not require TÜV approval**
- Our mobile AIRPROFI compressors are type-approved by an authorised body. This removes the need for a ZÜS test prior to commissioning on site. (Separate TÜV approval is required for the AIRPROFI 703/100/15)
- Recurring tests to demonstrate the safety of the pressure vessel, in line with the Operating Safety Ordinance, can also be performed by a qualified person.
- Only applicable in Germany



AIRPROFI Series - Professional compressors with a twin-cylinder, high-performance grey cast iron motor and a maximum equipment level

- The high-performance grey cast iron motor and the low speed guarantee smooth action and a long compressor service life
- A re-cooler with large-surface cooling fins ensures a low pressure vessel inlet temperature, thus reducing the moisture content of the compressed air
- The large fan wheel and a cooling air baffle on the cylinder provide for optimum cooling of the compressor
- Quality electric motor with high starting torque is protected from overheating and overloading via a protective motor switch
- A start-up capacitor and start-up relief valve ensure a smooth start-up
- 400 volt models are equipped with a phase inverter as a factory standard for easy manual changing of the direction of rotation
- The flexible armoured hose line with heat protection avoids vibration fractures
- The toothed drive belt facilitates starting
- Stable metal belt guard grille
- Fully automatic ON/OFF operation
- Extended bar with rubberised handle
- Puncture-resistant PU foam wheels and a sturdy steering chassis with parking brake enable easy transport, as the compressor does not need to be lifted during transport
- Pressure vessel hot-dip galvanized on the interior and exterior; 15-year guarantee on the pressure vessel against corrosion penetration
- With **premium quick-action couplings** and a premium **CONDOR pressure switch**
- Full set of safety equipment
- Complete and ready to connect



Does not require TÜV approval

- AIRPROFI -compressors are ZÜS type approved. This removes the need for TÜV acceptance testing.
- Any installation and recurring tests can thus be performed by a qualified person.
- This only applies in Germany.



AIRPROFI 401/50
AIRPROFI 403/50



AIRPROFI 503/50



AIRPROFI 503/100

Model	AIRPROFI 401/50	AIRPROFI 403/50	AIRPROFI 503/50	AIRPROFI 503/100
Article no.:	201 8410	201 8430	201 8530	201 8531
€ plus VAT	779.00	789.00	929.00	1,029.00

Technical data				
Compressor system*	HOS	HOS	HOS	HOS
Maximum volume flow	365 l	390 l	510 l	510 l
Fill capacity approx.	266 l	285 l	400 l	400 l
Maximum pressure	10 bar	10 bar	10 bar	10 bar
Pressure vessel capacity	50 l	50 l	50 l	100 l
Cylinders/stages	2/1	2/1	2/1	2/1
Speed	1375 rpm	1360 rpm	1310 rpm	1310 rpm
Motor output	2.2 kW/ 230 V	2.2 kW/ 400 V	3 kW	3 kW
Weight	56 kg	56 kg	66 kg	76 kg
Dimensions (LxWxH) in mm	810 x 430 x 790	810 x 430 x 790	860 x 440 x 880	1275 x 480 x 925
Sound power level****	96 dB(A)	96 dB(A)	95 dB(A)	93 dB(A)

*For a description of the compressor systems refer to Seite <> **TÜV-free only applicable in Germany, TÜV acceptance required for for AIRPROFI 703/100/15 ***Sound power level according to DIN EN ISO 3744 (RL 2000/14/EC)

AIRPROFI 703/853 - two-stage compression

- The twin-cylinder, high-performance motor with two-stage compression runs at low speed to achieve a very smooth, virtually vibration free action
- This ensures an even longer service life by reducing wear
- Equipped with an intermediate cooler in addition to the re-cooler
- Profi-Kompressor mit 13 bar Betriebsdruck auf 75 l Druckluftbehälter - TÜV frei

AIRPROFI 703/75/13 - 13 bar operating pressure - not subject to TÜV approval

- This gives you **13 bar operating pressure** in your workshop **without the need for typical TÜV acceptance testing** for compressors with a switch-off pressure of more than 10 bars
- Acceptance testing can be performed by a qualified person for the AIRPROFI 703/75/13
- A switch-off pressure of 13 bar is typical in practical applications

One-handed safety couplings
AIRCRAFT is the first manufacturer to use this as a factory standard



One-handed safety couplings

- Two separate locking systems for maximum working safety
- Avoiding hose line backlash



AIRPROFI 703/75/13



AIRPROFI 703/100



- Filter pressure regulator for infinite adjustment of the working pressure, with simultaneous dirt, oil and condensate separation
Two pressure gauges indicate the tank and working pressure
- Three compressed air outlets for filtered compressed air, filtered and oiled compressed air and a compressed air direct outlet from the vessel
 - Air take-off with **convenient quick-action safety couplings**
 - Equipped as a factory standard with a premium **CONDOR pressure switch** (Fig. 230 volts)

			13 bar	15 bar
Model	AIRPROFI 703/100	AIRPROFI 853/100 **	AIRPROFI 703/75/13	AIRPROFI 703/100/15 ***
Article no.:	201 8731	201 8831	201 8734	201 8735
€ plus VAT	1,369.00	1,469.00	1,589.00	1,639.00
Technical data				
Compressor system*	HOS	HOS	HOS	HOS
Maximum volume flow	650 l	850 l	575 l	575 l
Fill capacity approx.	520 l	680 l	460 l	460 l
Maximum pressure	10 bar	10 bar	13 bar	13 (15) bar
Pressure vessel capacity	100 l	100 l	75 l	100 l
Cylinders/stages	2/2	2/2	2/2	2/2
Speed	950 rpm	1240 rpm	850 rpm	850 rpm
Motor output	4 kW	5.5 kW	4 kW	4 kW
Weight	99 kg	112 kg	103 kg	109 kg
Dimensions (LxWxH) in mm	1275 x 480 x 1015	1275 x 480 x 1015	1020 x 440 x 1015	1275 x 480 x 1015
Sound power level****	93 dB(A)	95 dB(A)	93 dB(A)	94 dB(A)

*For a description of the compressor systems refer to Seite 27 ** For compressors with a motor output of 5.5 kW, please observe your local electricity utility's rules; the use of a star-delta switch may be required in some areas *** TÜV-free only applies in Germany TÜV acceptance required for AIRPROFI 703/100/15 **** Sound power level as per DIN EN ISO 3744 (RL 2000/14/EC)

Stationary compressors - central compressed air supply systems based on a modular assembly kit

The modular assembly kit supports the flexible composition of a compressed air supply system.

Your benefits:

- Customisable
- Ability to implement a central, high-capacity compressed air supply
- Ability to design systems for handling peak loads
- Can be extended at any time



Compressed air system with piston compressor

- 1 Piston compressor (e.g. Silent, auxiliary compressor, etc.)
- 2 Water separator with condensate drain
- 3 Compressed air refrigeration dryer
- 4 Bypass line
- 5 Pressure vessel
- 6 Condensate conditioner for oil-water separation
- 7 Oil-water separator
- 8 Microfilter
- 9 Nanofilter
- 10 Activated carbon filter
- 11 Compressed air energy saver

As an alternative to the modular assembly kit, AIRCRAFT offers complete compressed air systems, integrated on a safety upright pallet.

Ideal for workshops where space is at a premium.

The water separator is directly downstream of the piston compressor for 99% water pre-separation. This relieves the load on the downstream devices.



Duo 853/2x100/10 KK



AIRPROFI 853/270/10 KK

99% separation of the precipitated condensate

Your benefits:

- Relieves the load on the downstream devices*
• thus reducing energy consumption
- Better compressed air quality
- Less pressure drop (flow-optimised)
*e.g. Compressed air refrigeration dryer with optional bypass line



Compressed air system with screw-type compressor

- 1 Screw-type compressor
- 2 Water separator with condensate drain
- 3 Pressure vessel
- 4 Automatic condensate drain
- 5 Condensate conditioner for oil-water separation
- 6 Microfilter
- 7 Compressed air refrigeration dryer
- 8 Bypass line
- 9 Nanofilter
- 10 Activated carbon filter
- 11 Compressed air energy saver
- 12 Peak load compressor

A water separator (2) is also located directly downstream of the screw-type compressor (1) for 99% water pre-separation.

The compressed air then reaches the pressure vessel (3) which is equipped with a level-controlled condensate drain (4).

From the pressure vessel it flows through a microfilter (6) to the compressed air refrigerant type dryer (7). Depending on the requirements, a nanofilter (8), for separating ultra-fine particles, and an activated carbon filter (9), for separating oil vapours, odorants, and flavourings, then follow.

Screw-type and piston compressors can be combined in a single system to cope with peak loads.

We, or our sales partners in your region, will be glad to advise you on your options for a turn-key compressed air solution. We will develop the most economical and cost-efficient solution for you.

Stationary compressors - 10 bar

Our tip!

Only compress to the level you really need; after all one “bar” more will cost 6-8% more energy.

Piston compressors are more economical than screw-type compressors in case of low and fluctuating compressed air requirements. Piston compressors support start/stop operation and do not have an idle mode.

K = with refrigeration dryer

KK = with refrigeration dryer, condensate drain, condensate conditioning and pre-filter

Note !

For compressors with a motor output of 5.5 kW, please contact your local electricity utility to check whether the use of a star-delta switch is required and automated start-up control are required.

In case of installation by AIRCRAFT service engineers, a qualified electrician must install the electrical supply line to the compressor installation site in advance.



AIRSTAR Series - rugged compressors for building and trade applications with proven belt drive and two-stage, twin-cylinder, high-performance grey cast iron motors

- The twin-cylinder, high-performance motor with two-stage compression runs at low speed to achieve a very smooth, virtually vibration free action
- This ensures an even longer service life by reducing wear
- Large impeller and a cooling air baffle on the cylinder ensure optimum cooling of the compressor
- A re-cooler with large-surface cooling fins and an intermediate cooler for the re-cooler ensure a low pressure vessel inlet temperature, thus reducing

- the moisture content of the compressed air
- The premium electric motor with high torque is protected against overheating and overload by a motor circuit breaker
- Equipped with a phase inverter as a factory standard for easy manual inversion of the sense of rotation
- Equipped with a premium **CONDOR pressure switch**
- Equipped with a pressure gauge for pressure vessel pressure and a ball valve on the pressure vessel

- The pressure vessel is equipped with a safety valve, vessel pressure gauge and a condensate drain valve
- Power-coated pressure vessel, 10 year guarantee against corrosion penetration on the pressure vessel
- Full set of safety equipment
- Complete and ready to connect
- Stable metal belt guard grille
- Including anti-vibration elements



AIRSTAR 703/270/10 H
Fig. shows the scope of delivery



AIRSTAR 703/270/10 V
Fig. shows the scope of delivery

Model	AIRSTAR 703/270/10 H	AIRSTAR 703/270/10 V
Article no.:	202 8753	202 8752
€ plus VAT	1,490.00	1,720.00

Technical data		
Compressor system ¹⁾	HOS	HOS
Maximum volume flow	650 l	650 l
Fill capacity 6-10 bar	520 l	520 l
Maximum pressure	10 bar	10 bar
Pressure vessel capacity	270l	270 l
Cylinders/stages	2/2	2/2
Speed	950 rpm	950 rpm
Motor output	4 kW	4 kW
Weight	160 kg	160 kg
Dimensions (LxWxH) in mm	1950 x 600 x 1250	720 x 720 x 1770
Sound pressure ²⁾	80 dB(A)	80 dB(A)
Air outlet	3/4"	3/4"

¹⁾ For a description of the compressor systems refer to Seite [?](#) ²⁾ Sound pressure level at a distance of 1 m as per DIN 45635 T 13



AIRPROFI V Series 10 bar - Stationary compressors with an upright 270 L pressure vessel maximum performance on a small footprint

- The twin-cylinder, high-performance motor with two-stage compression supports low speeds to achieve a very smooth, virtually vibration free action
- The intercooler and after-cooler provide a low vessel inlet temperature and thus reduce the condensate formation
- The large impeller ensures optimum cooling
- Fully automatic ON/OFF operation
- Premium electric motors are protected against overheating and overload by motor circuit breakers
- Flexible armoured hose line with heat protection avoids vibration fractures
- Three compressed air take-off points on the vessel
- Pressure vessel hot-dip galvanized on the interior and exterior; 15-year guarantee on the pressure vessel against corrosion penetration
- Equipped with a premium **CONDOR pressure switch**
- Completely ready for connection with all fittings
- **As of 7.5 kW, equipped with an automatic star delta switch as factory standard**



AIRPROFI 853/270 V
Delivery including anti-vibration elements



**Compressed air station
AIRPROFI 853/270 VK**
Delivery including safety palette
Fig. with optional microfilter on
the refrigeration dryer

Model	AIRPROFI 703/270/10 V	AIRPROFI 853/270/10 V ⁴⁾	AIRPROFI 1003/270/10 V ⁴⁾	AIRPROFI 1253/270/10 V
Article no.	202 4712	202 4812	202 4912	202 5012
€ plus VAT	2,095.00	2,290.00	2,590.00	3,290.00
Model	AIRPROFI 703/270/10 VK	AIRPROFI 853/270/10 VK ⁴⁾	AIRPROFI 1003/270/10 VK ⁴⁾	AIRPROFI 1253/270/10 VK
Article no.	202 4712 K	202 4812 K	202 4912 K	202 5012 K
€ plus VAT	3,650.00	3,750.00	4,150.00	4,790.00
Model	AIRPROFI 703/270/10 VKK	AIRPROFI 853/270/10 VKK ⁴⁾	AIRPROFI 1003/270/10 VKK ⁴⁾	AIRPROFI 1253/270/10 VKK
Article no.	202 4712 KK	202 4812 KK	202 4912 KK	202 5012 KK
€ plus VAT	4,150.00	4,690.00	5,350.00	

Technical data					
Compressor system ¹⁾	HOS	HOS	HOS	HOS	HOS
Maximum volume flow	650 l	850 l	960 l	1200 l	
Fill capacity 6-10 bar	520 l	680 l	750 l	900 l	
Maximum pressure	10 bar	10 bar	10 bar	10 bar	
Pressure vessel capacity	270 l	270 l	270 l	270 l	
Cylinders/stages	2/2	2/2	2/2	2/2	
Speed	950 rpm	1240 rpm	1060 rpm	1220 rpm	
Motor output	4 kW	5.5 kW ⁴⁾	5.5 kW ⁴⁾	7.5 kW	
Weight	160 kg	170 kg	160 kg	160 kg	
Dimensions (LxWxH) in mm	780 x 710 x 1870	780 x 710 x 1870	850 x 710 x 1950	850 x 710 x 1950	
Sound pressure ³⁾	83 dB(A)	83 dB(A)	82 dB(A)	82 dB(A)	
Air outlet	3/4"	3/4"	3/4"	3/4"	

¹⁾ For a description of the compressor systems, see Seite (?). ²⁾ Dimensions of basic model. ³⁾ Sound pressure level at a distance of 1 m as per DIN 45635 T 13. ⁴⁾ Observe your local energy utility's rules for compressors with a motor output of 5.5 kW.

Accessories



- Automatic condensate drain on the pressure vessel
- No unnecessary loss of compressed air thanks to level control



- Condensate conditioner for oil-water separation
- You will also find important notes on condensate conditioning in the compressed air treatment chapter



- Microfilter for separating condensate and dirt with particle sizes of up to 25 microns.
- Compressed air quality as per ISO 8573-1
- As a pre-filter installed upstream of the refrigeration dryer



- "K" variant equipped with a refrigeration dryer and integrated automatic condensate drain as a factory standard
 - Pressure dew point at 5°C, ambient temperature 25°C, atmospherical dew point at -22°C
- Illustrated microfilter only standard equipment with "KK" type



AIRPROFI 853/270 VKK

Maximum feature set on a small footprint

The KK variant houses your complete compressed air generation and processing needs on a footprint of approx. 1 m². Delivery including safety palette.



- The two-cylinder, high-performance, two-stage compressor motor with a grey cast iron cylinder block guarantees smooth action and a long service life
- The large impeller ensures optimum cooling
- The low speed ensures a highly efficient air feed performance while reducing wear
- The intercooler and after-cooler with large surface area cooling fins ensure a low pressure vessel inlet temperature and thus reduce condensate build-up
- Flexible armoured hose line for heat protection for a long service life as a vibration breaks are ruled out

Scope of delivery V:

- Start-up relief
- Anti-vibration elements
- Star-delta-switch for models with 7.5 kW motor

Scope of delivery VK:

- Safety pallet
- refrigeration dryer

Scope of delivery VKK:

- Safety pallet
- refrigeration dryer
- Microfilter
- Condensate conditioner for oil-water separation
- Automatic condensate drain

Accessories	Article no:	€ plus VAT
1 Anti-vibration element with single-sided thread 100x38 mm / M10	250 5640	12.50
1 Anti-vibration element with two-sided Thread 70x38 mm / 2xM10 (for SSP)	250 5650	13.90
Safety stand pallet SSP upright stationary 1200 x 800 x 140 mm	203 0103	199.00
Automatic star-delta switch With operating hour counter (Mandatory in some regions as of 5.5 kW)	250 6010	595.00

AIRPROFI H Series 10 bar - Stationary compressors with a horizontal pressure vessel, for maximum compressed air availability. K variant with refrigeration dryer.

- The twin-cylinder or four-cylinder, high-performance motor with two-stage compression supports low speeds to achieve a very smooth, virtually vibration free action
- The large impeller ensures optimum cooling
- The intercooler and after-cooler provide a low vessel inlet temperature and thus reduce the condensate formation
- Premium electric motors are protected against overheating and overload by motor circuit breakers

- Pressure vessel hot-dip galvanized on the interior and exterior; 15-year guarantee on the pressure vessel against corrosion penetration
- Equipped with a premium **CONDOR pressure switch**
- Completely ready for connection with all fittings
- Flexible armoured hose line with heat protection avoids vibration fractures
- **As of 7.5 kW, equipped with an automatic star delta switch as factory standard**

Additional equipment for "K" type:

- Refrigeration dryer with integrated automatic condensate drain for dry compressed air ensuring a longer service life of compressed air tools and avoiding failure of pneumatic controls



4) TÜV approval not needed - this only applies to the AIRPROFI 853/100/10 H model shown on this double page



AIRPROFI 853/100/10 H

- A genuine space saver with a 100 l pressure vessel
- TÜV-free - no need for TÜV acceptance testing
- Any installation and recurring tests can thus be performed by a qualified person.
- This only applies in Germany
- Scope of delivery including a quick-action safety coupling and anti-vibration elements
- Equipped with **quality quick-action coupling and premium CONDOR pressure switch as a factory standard**



AIRPROFI 1003/500/10 HK - with 500 l pressure vessel for maximum compressed air availability!

add-on refrigeration dryer included in the scope of delivery

Model AIRPROFI	703/100/10 H	853/100/10 H	703/300/10 H	853/300/10 H ³⁾	853/500/10 H ³⁾	1003/500/10 H ³⁾
Article no.:	202 2273	202 2283	202 5713	202 5813	202 5815	202 5915
€ plus VAT	1,390.00	1,490.00	2,120.00	2,250.00	2,490.00	2,990.00
Model	-	-	703/300/10 HK	853/300/10 HK ³⁾	853/500/10 HK ³⁾	1003/500/10 HK ³⁾
Article no.:	-	-	202 5713 K	202 5813 K	202 5815 K	202 5915 K
€ plus VAT	-	-	3,490.00	3,690.00	3,850.00	4,350.00

Technical data

Compressor system ¹⁾	HOS	HOS	HOS	HOS	HOS	HOS
Maximum volume flow	650 l	850 l	650 l	850 l	850 l	950 l
Fill capacity 6-10 bar	520 l	680 l	520 l	680 l	680 l	750 l
Maximum pressure	10 bar	10 bar	10 bar	10 bar	10 bar	10 bar
Pressure vessel capacity	100 l	100 l	300 l	300 l	500 l	500 l
Cylinders/stages	2/2	2/2	2/2	2/2	2/2	2/2
Speed	950 rpm	1240 rpm	950 rpm	1240 rpm	1240 rpm	960 rpm
Motor output	4 kW	5.5 kW ⁴⁾	4 kW	5.5 kW ³⁾	5.5 kW ³⁾	5.5 kW ³⁾
Weight	98 kg	110 kg	190 kg	195 kg	235 kg	245 kg
Dimensions (LxWxH) in mm	1120 x 460 x 960	1120 x 460 x 960	1690 x 500 x 1150	1690 x 500 x 1150	2020 x 570 x 1300	2020 x 570 x 1340
Sound pressure ²⁾	83 dB(A)	83 dB(A)	83 dB(A)	83 dB(A)	83 dB(A)	82 dB(A)
Air outlet	1/2"	1/2"	3/4"	3/4"	3/4"	3/4"

¹⁾ For a description of the compressor systems, see Seite 47 ²⁾ Sound pressure level at a distance of 1 m as per DIN 45635 T 13 ³⁾ Observe your local energy utility's rules for compressors with a motor output of 5.5 kW

Accessories



- Automatic condensate drain on the pressure vessel
- Avoids unnecessary pressure loss



- Condensate conditioner for oil-water separation
- You will also find important notes on condensate conditioning in the compressed air treatment chapter



- Microfilter for separating condensate and dirt with particle sizes of up to 25 microns.
- Compressed air quality as per ISO 8573-1
- As a pre-filter installed upstream of the refrigeration dryer



- "K" variant equipped with a refrigeration dryer and integrated automatic condensate drain as a factory standard
- Pressure dew point at 5°C, ambient temperature 25°C, atmospheric dew point at -22°C



New

AIRPROFI 1283/500/10 H
4-cylinder compressor with
500 litre compressed air vessel



- Including premium intake filter as of Airprofi 1003/500/10 H



	New	New	New
Model AIRPROFI	1253/500/10 H	1283/500/10 H	1703/500/10 H
Article no.:	202 6015	202 7055	202 7065
€ plus VAT	3,390.00	5,290.00	5,790.00
Model	1253/500/10 HK	1283/500/10 HK	1703/500/10 HK
Article no.:	202 6015 K	202 7055 K	202 7065 K
€ plus VAT	4,750.00	6,550.00	7,250.00

Technical data

	HOS	HOS	HOS
Compressor system ¹⁾	HOS	HOS	HOS
Maximum volume flow	1200 l	1270 l	1660 l
Fill capacity 6-10 bar	900 l	914 l	1195 l
Maximum pressure	10 bar	10 bar	10 bar
Pressure vessel capacity	500 l	500 l	500 l
Cylinders/stages	2/2	4/2	4/2
Speed	1220 rpm	870 rpm	1140 rpm
Motor output	7,5 kW	7,5 kW	11 kW
Weight	245 kg	320 kg	325 kg
Dimensions (LxWxH) in mm	2020 x 570 x 1340	2020 x 570 x 1400	2020 x 570 x 1400
Sound pressure ²⁾	82 dB(A)	86 dB(A)	86 dB(A)
Air outlet	3/4"	3/4"	3/4"

¹⁾ For a description of the compressor systems refer to Seite 27 ²⁾ Sound pressure level at a distance of 1 m as per DIN 45635 T 13

Scope of delivery AIRPROFI H:

- Start-up relief
- Anti-vibration elements
- Star delta switch with operating hours counting device for 7,5 and 11 kW models

Scope of delivery AIRPROFI HK:

- Start-up relief
- refrigeration dryer *
- Anti-vibration elements
- Star delta switch with operating hours counting device for 7,5 and 11 kW models

* See the previous double page for technical data on the refrigeration dryers.




AIRPROFI Tandem Series 10 bar - Stationary compressors with horizontal pressure vessel and two motors for a sufficient reserve air supply in case of heavily fluctuating requirements



- The large impeller ensures optimum cooling
- The intercooler and re-cooler ensure a low pressure vessel inlet temperature, thus reducing condensate build-up
- Premium electric motors are protected against overheating and overload by motor circuit breakers
- Pressure vessel hot-dip galvanized on the interior and exterior; 15-year guarantee on the pressure vessel against corrosion penetration
- Flexible armoured hose line with heat protection avoids vibration fractures
- Completely ready for connection with all fittings
- With Tandem control for time-staggered activation and deactivation of both compressor units - the compressor system can still run on one compressor unit while performing maintenance on the other

Your benefits:

- **Two twin-cylinder high-performance motors with dual-stage compression**
- **Space saving** thanks to two compressor units on a single pressure vessel; ideal for use in cramped conditions
- Sufficient supply of compressed air in case of major compressed air requirements fluctuations
- Equipped with **Tandem control** as a factory standard



- Flexible armoured hose line with heat protection avoids vibration fractures



AIRPROFI TANDEM 703/500/10 H

Model	AIRPROFI TANDEM 703/500/10 H	AIRPROFI TANDEM 1003/500/10 H ³⁾
Article no.:	202 6715	202 6915
€ plus VAT	4,100.00	5,090.00

Technical data		
Compressor system ¹⁾	HOS	HOS
Maximum volume flow	2 x 650 l	2 x 960 l
Fill capacity 6-10 bar	2 x 520 l	2 x 750 l
Maximum pressure	10 bar	10 bar
Pressure vessel capacity	500 l	500 l
Cylinders/stages	2 x 2/2	2 x 2/2
Speed	950 rpm	1060 rpm
Motor output	2 x 4.0 kW	2 x 5.5 kW ⁴⁾
Weight	280 kg	300 kg
Dimensions (LxWxH) in mm	2020 x 570 x 1300	2020 x 570 x 1340
Sound pressure ²⁾	83 dB(A)	82 dB(A)
Air outlet	3/4"	3/4"

Scope of delivery AIRPROFI H:

- Start-up relief
- Anti-vibration elements
- Tandem control

Optional extras

Art. no.	Designation	€ plus VAT
250 6021	Option base load alternating control for AIRPROFI TANDEM * (see page 93 for a detailed description)	899.00

* cannot be retrofitted, only for new machine orders

¹⁾ Description of compressor system see Seite <?>

²⁾ Sound pressure level at 1 m distance as per DIN 45635 T 13

³⁾ Please observe your local energy utility's rules for compressors with a motor output of 5.5 kW

Airprofi DUO - Universally deployable compressed air station with 2 x 100 L compressed air pressure vessels, preassembled on a safety pallet space-saving and transportable

- Two-cylinder, high-performance, two-stage compressor unit with a grey cast iron cylinder block guarantees smooth action and a long service life
Low speeds ensures a smooth, virtually vibration free action and a long service life
- The large impeller ensures optimum cooling
- Premium electric motors, protected against overheating and overload by motor circuit breakers
- Equipped with a phase inverter as a factory standard for easy manual inversion of the sense of rotation
- Intermediate and re-coolers reduce condensate build-up
- Maintenance block with two pressure gauges for the tank and working pressure, premium **CONDOR pressure switches**
- Pressure vessel hot-dip galvanized on the interior and exterior; 15-year guarantee on the pressure vessel against corrosion penetration
- fully-automated switch on/off operation
- Completely ready for connection with all fittings

Flexibility on top

- Enabling the second compressed air vessel doubles the pressure vessel volume, thus helping to build up a larger reserve of compressed air
- and thus covering short term compressed air requirement peaks
- for, e.g., chisel hammer or sand-blasting work, you can disconnect the second pressure vessel from the compressed air supply; this halves the vessel volume, and helps to build up the pressure more quickly



Duo 853/2x100/10



Duo 853/2x100/10 KK

Model	Duo 853/2x100/10 ⁴⁾
Article no.:	202 3085
€ plus VAT	2,390.00
Model	Duo 853/2x100/10 K ⁴⁾
Article no.:	202 3086
€ plus VAT	3,650.00
Model	Duo 853/2x100/10 KK ⁴⁾
Article no.:	202 3087
€ plus VAT	4,350.00

Technical data	
Compressor system ¹⁾	HOS
Maximum volume flow	850 l
Fill capacity approx.	680 l
Maximum pressure	10 bar
Pressure vessel capacity	2 x 100 l
Cylinders/stages	2/2
Speed	1240 rpm
Motor output	5.5 kW/400 V ⁴⁾
Weight	235 kg
Dimensions (LxWxH) in mm	1200 x 900 x 1140
Sound pressure ³⁾	83 dB(A)
Air outlet on pressure vessel	3/4"
Air outlet on refrigeration dryer	1/2"



Scope of delivery K:

- With refrigeration dryer

Scope of delivery KK:

- Microfilter
- refrigeration dryer
- Automatic condensate drain
- Condensate conditioner for oil-water separation

- "K" variant equipped with a refrigeration dryer and integrated automatic condensate drain as a factory standard
- Pressure dew point 5 °C, compressed air inlet temperature 35 °C, cooling air temperature 25 °C

- The "KK" variant features an additional pre-filter for separating condensate and dirt with particle sizes up to 25 µm.
- Compressed air quality as per ISO 8573-1
- As a pre-filter installed upstream of the refrigeration dryer



- With an automatic condensate drain on the pressure vessel
- This ensures condensate separation without unnecessary pressure loss




- Condensate conditioner for oil-water separation
- You will also find important notes on condensate conditioning in the compressed air treatment chapter

¹⁾ For a description of the compressor system see Seite <?> ²⁾ TÜV-free only applies in Germany
³⁾ Sound pressure level at a distance of 1 m as per DIN 45635 T 13
⁴⁾ Please observe your local energy utility's rules for compressors with a motor output of 5.5 kW

AIRPROFI BK Series - auxiliary compressors provide an attractively priced option for generating additional compressed air performance, ideal as peak load compressors

- The twin-cylinder, high-performance motor with two-stage compression supports low speeds to achieve a very smooth, virtually vibration free action
- The large impeller ensures optimum cooling
- The intercooler and re-cooler ensure a low pressure vessel inlet temperature, thus reducing condensate build-up
- Premium electric motors are protected against overheating and overload by motor circuit breakers
- Ready to connect with all fittings, such as pressure switch for fully-automatic on/off switching operation, safety and non-return valves, condensate and air bleed valve for autonomous operation
- Pressure vessel hot-dip galvanized on the interior and exterior; 15-year guarantee on the pressure vessel against corrosion penetration
- Equipped with a premium **CONDOR** pressure switch
- Completely ready for connection with all fittings



- High-performance grey cast iron motor, slow running
- A re-cooler with large-surface cooling fins ensures a low pressure vessel inlet temperature
- The flexible armoured hose line with heat protection avoids vibration fractures



2)



AIRPROFI BK 703/13/10



Auxiliary compressors are used:

- If the existing air supply volume is insufficient
- To cope with peak loads
- Wherever it is important to provide 100% reliability
- To avoid expensive repairs to legacy equipment

Model	AIRPROFI BK 703/13/10	AIRPROFI BK 1003/13/10 ⁴⁾
Article no:	202 9711	202 9911
€ plus VAT	1,480.00	1,990.00

Technical data		
Compressor system ¹⁾	HOS	HOS
Maximum volume flow	650 l	960 l
Fill capacity 6-10 bar	520 l	750 l
Maximum pressure	10 bar	10 bar
Pressure vessel capacity	13 l	13 l
Cylinders/stages	2/2	2/2
Speed	950 rpm	1060 rpm
Motor output	4 kW/400 V	5.5 kW ⁴⁾ /400 V
Weight	55 kg	80 kg
Dimensions (LxWxH) in mm	685 x 745 x 675	685 x 790 x 745
Sound pressure ³⁾	83 dB(A)	83 dB(A)
Air outlet	3/4"	3/4"

¹⁾ For a description of the compressor systems, see Seite 2) TÜV-free only applies in Germany

³⁾ Sound pressure level at a distance of 1 m as per DIN 45635 T 13

⁴⁾ Observe your local energy utility's rules for compressors with a motor output of 5.5 kW



Recommended accessories

- AIRCRAFT pressure vessel arrays as 2x or 4x arrays
- for up to 400 l of addition air volume without the need for TÜV approval. **See page 90 for more details**

Our tip!

Only compress to the level you really need; after all one "bar" more will cost 6-8% more energy.

Piston compressors are more economical than screw-type compressors in case of low and fluctuating compressed air requirements. Piston compressors support start/stop operation and do not have an idle mode.

We help you save - 13 bar instead of 15!

Our 15 bar compressors are preset to 13 bar shut-down pressure as a factory standard.

The reason for this is that 90% of all users only require a max. operating pressure of 13 bar.

But if you do require the maximum pressure of 15 bar, you can set it via the pressure switch at any time

K = with refrigeration dryer

KK = with refrigeration dryer, condensate drain, condensate conditioning and pre-filter

Note !

For compressors with a motor output of 5.5 kW, please contact your local electricity utility to check whether the use of a star-delta switch is required and automated start-up control are required.

In case of installation by AIRCRAFT service engineers, a qualified electrician must install the electrical supply line to the compressor installation site in advance.



AIRPROFI Series 13 and 15 bar - Stationary compressors with an upright or horizontal pressure vessel, for operating pressures above 10 bar.

- The twin-cylinder, high-performance motor with two-stage compression supports low speeds to achieve a very smooth, virtually vibration free action
- The large impeller ensures optimum cooling
- The intercooler and re-cooler ensure a low pressure vessel inlet temperature, thus reducing condensate build-up
- Premium electric motors are protected against overheating and overload by motor circuit breakers

- Flexible armoured hose line with heat protection avoids vibration fractures
- Pressure vessel hot-dip galvanized on the interior and exterior; 15-year guarantee on the pressure vessel against corrosion penetration
- Equipped with a premium **CONDOR pressure switch**
- Completely ready for connection with all fittings

- Additional equipment for "K" type:**
- Refrigeration dryer for dry compressed air ensuring a longer service life of compressed air tools and avoiding failure of pneumatic controls
 - With an automatic condensate drain



AIRPROFI 753/270 V
Scope of delivery includes
Anti-vibration elements



Maximum feature set on a small footprint

The KK variant houses your complete compressed air generation and processing needs on a footprint of approx. 1 m².

AIRPROFI 753/270 VKK
• Incl. safety pallet



Model	AIRPROFI 703/270/15 V	AIRPROFI 753/270/15 V
Article no:	202 4752	202 4852
€ plus VAT	2,290.00	2,790.00
Model	AIRPROFI 703/270/15 VK	AIRPROFI 753/270/15 VK
Article no.	202 4752 K	202 4852 K
€ plus VAT	3,850.00	4,290.00
Model	AIRPROFI F 703/270/15 VKK	AIRPROFI 753/270/15 VKK
Article no.	202 4752 KK	202 4852 KK
€ plus VAT	4,350.00	4,790.00

Scope of delivery VK:

- Refrigeration dryer
- Safety pallet

Scope of delivery VKK:

- Refrigeration dryer
- Microfilter
- Condensate conditioner for oil-water separation
- automatic condensate drain
- Safety pallet

Technical data		
Compressor system ¹⁾	HOS	HOS
Maximum volume flow	575 l	750 l
Fill capacity	460 l	525 l
Maximum pressure ³⁾	13 (15) bar	13 (15) bar
Pressure vessel capacity	270 l	270 l
Cylinders/stages	2/2	2/2
Speed	850 rpm	785 rpm
Motor output	4 kW	5.5 kW ⁴⁾
Weight	190 kg	190 kg
Dimensions (LxWxH) in mm	745 x 620 x 1860	850 x 710 x 1950
Sound pressure ²⁾	83 dB(A)	82 dB(A)
Air outlet	3/4"	3/4"

- ¹⁾ Description of compressor system see Seite <?>
²⁾ Sound pressure level at 1 m distance as per DIN 45635 T 13
³⁾ Set to 13 bar switch-off pressure as a factory standard; maximum pressure of 15 bar configurable via pressure switch
⁴⁾ Please observe your local energy utility's rules for compressors with a motor output of 5.5 kW

Accessories



- matching refrigeration dryers, automatic condensate drains, condensate conditioners for oil-water separation and microfilters; see Seite 97 ff.



4)

4) TÜV approval not needed - this only applies to the AIRPROFI 703/75/13 H model shown on this double page



AIRPROFI 703/75/13 H SIMILAR TO FIG.

- Includes 75 l pressure vessel
- Professional compressor with 13 bar operating pressure - **TÜV-free**
- This gives you **13 bar operating pressure** in your workshop **without the need for typical TÜV acceptance testing** for compressors with a switch-off pressure of more than 10 bars
- Acceptance testing can be performed by a qualified person for the AIRPROFI 703/75/13
- A switch-off pressure of 13 bar is typical in practical applications



AIRPROFI 903/500/15 H

- Includes 500 l pressure vessel boost your available compressed air supply to the max.



New

AIRPROFI 1103/500/15 H 4-cylinder compressor with 500 litre compressed air vessel

Scope of delivery AIRPROFI H:

- 1 safety quick-action coupling for 703/75/13 H model
- Start-up relief
- Anti-vibration elements
- Star delta switch with operating hours counting device for models with 7.5 motor

Scope of delivery AIRPROFI HK:

- as above and additionally featuring:
- Automatic star delta switch with operating hours counting device for models with 7.5 motor
- Start-up relief
- Refrigeration dryer with and integrated condensate drain
- Anti-vibration elements

New

Model AIRPROFI	703/75/13 H	703/300/15 H	753/300/15 H	903/500/15 H	1103/500/15 H
Article no.:	202 2275	202 5753	202 5853	202 5955	202 7155
€ plus VAT	1,590.00	2,190.00	2,690.00	3,590.00	5,490.00
Model	-	703/300/15 HK	753/300/15 HK	903/500/15 HK	1103/500/15 HK
Article no.:	-	202 5753 K	202 5853 K	202 5955 K	202 7155 K
€ plus VAT	-	3,450.00	3,990.00	4,650.00	6,790.00

Technical data

Compressor system ¹⁾	HOS	HOS	HOS	HOS	HOS
Maximum volume flow	575 l	575 l	750 l	1030 l	1065 l
Fill capacity	460 l	460 l	525 l	765 l	790 l
Maximum pressure	13 bar	13 (15) bar ³⁾	13 (15) bar ³⁾	13 (15) bar ³⁾	13 (15) bar ³⁾
Pressure vessel capacity	75 l	300 l	300 l	500 l	500 l
Cylinders/stages	2/2	2/2	2/2	2/2	4/2
Speed	850 rpm	850 rpm	785 rpm	1050 rpm	720 rpm
Motor output	4 kW	4 kW	5.5 kW ⁵⁾	7.5 kW	7.5 kW
Weight	103 kg	220 kg	230 kg	300 kg	350 kg
Dimensions (LxWxH) in mm	850 x 460 x 960	1690 x 500 x 1150	1690 x 500 x 1190	2020 x 570 x 1340	2020 x 570 x 1400
Sound pressure ²⁾	79 dB(A)	83 dB(A)	82 dB(A)	82 dB(A)	86 dB(A)
Air outlet	3/4"	3/4"	3/4"	3/4"	3/4"

¹⁾ For a description of the compressor systems see Seite 2) Sound pressure level at a distance of 1 m as per DIN 45635 T 13 ³⁾ Set to 13 bar switch-off pressure as a factory standard; maximum pressure of 15 bar configurable via the pressure switch ⁴⁾ TÜV-free only applies in Germany ⁵⁾ Observe your local power utility's rules for compressors with a motor output of 5.5 kW

AIRPROFI Tandem Series 15 bar - Stationary compressors with horizontal pressure vessel and two motors for a sufficient reserve air supply in case of heavily fluctuating requirements



- The large impeller ensures optimum cooling
- The intercooler and re-cooler ensure a low pressure vessel inlet temperature, thus reducing condensate build-up
- Premium electric motors are protected against overheating and overload by motor circuit breakers
- Pressure vessel hot-dip galvanized on the interior and exterior; 15-year guarantee on the pressure vessel against corrosion penetration
- Flexible armoured hose line with heat protection avoids vibration fractures
- Completely ready for connection with all fittings
- With Tandem control for time-staggered activation and deactivation of both compressor units - the compressor system can still run on one compressor unit while performing maintenance on the other

Your benefits

- **Two twin-cylinder high-performance motors with dual-stage compression**
- **Space saving** thanks to two compressor units on a single pressure vessel; ideal for use in cramped conditions
- Sufficient supply of compressed air in case of major compressed air requirement fluctuations
- Equipped with **Tandem control** as a factor standard



- Flexible armoured hose line with heat protection avoids vibration fractures



AIRPROFI TANDEM 853/500/15 H

Model	AIRPROFI TANDEM 703/500/15 H	AIRPROFI TANDEM 753/500/15 H
Article no.:	202 6755	202 6855
€ plus VAT	4,390.00	5,300.00

Technical data		
Compressor system ¹⁾	HOS	HOS
Maximum volume flow	2 x 575 l	2 x 750 l
Fill capacity	2 x 460 l	2 x 525 l
Maximum pressure ³⁾	13(15) bar	13(15) bar
Pressure vessel capacity	500 l	500 l
Cylinders/stages	2 x 2/2	2 x 2/2
Speed	850 rpm	785 rpm
Motor output	2 x 4 kW	2 x 5,5 kW ⁴⁾
Weight	310 kg	320 kg
Dimensions (LxWxH) in mm	1950 x 600 x 1295	2020 x 570 x 1340
Sound pressure ²⁾	83 dB(A)	83 dB(A)
Air outlet	3/4"	3/4"

Scope of delivery AIRPROFI H:

- Start-up relief
- Anti-vibration elements
- Tandem control

Optional extras

Art. no.	Designation	€ plus VAT
250 6021	Option base load alternating control for AIRPROFI TANDEM * (see page 93 for a detailed description)	899.00

* cannot be retrofitted, only for new machine orders

¹⁾ Description of compressor system see Seite <?>

²⁾ Sound pressure level at 1 m distance as per DIN 45635 T 13

³⁾ Set to 13 bar switch-off pressure as a factory standard; maximum pressure of 15 bar configurable via pressure switch

⁴⁾ Please observe your local energy utility's rules for compressors with a motor output of 5,5 kW

AIRPROFI BK Series - auxiliary compressors provide an attractively priced option for generating additional compressed air performance, ideal as peak load compressors

- The twin-cylinder, high-performance motor with two-stage compression supports low speeds to achieve a very smooth, virtually vibration free action
- The large impeller ensures optimum cooling
- The intercooler and re-cooler ensure a low pressure vessel inlet temperature, thus reducing condensate build-up
- Premium electric motors are protected against overheating and overload by motor circuit breakers
- Ready to connect with all fittings, such as pressure

- switch for fully-automatic on/off switching operation, safety and non-return valves, condensate and air bleed valve for autonomous operation
- Pressure vessel hot-dip galvanized on the interior and exterior; 15-year guarantee on the pressure vessel against corrosion penetration
- Equipped with a premium **CONDOR** pressure switch
- Flexible armoured hose line with heat protection avoids vibration fractures
- Completely ready for connection with all fittings



AIRPROFI BK 703/13/15



- High-performance grey cast iron motor, slow running
- A re-cooler with large-surface cooling fins ensures a low pressure vessel inlet temperature
- The flexible armoured hose line with heat protection avoids vibration fractures

Auxiliary compressors are used:

- If the existing air supply volume is insufficient
- To cope with peak loads
- Wherever it is important to provide 100% reliability
- To avoid expensive repairs to legacy equipment

Model	AIRPROFI BK 703/13/15	AIRPROFI BK 753/13/15
Article no:	202 9751	202 9851
€ plus VAT	1,480.00	1,985.00

Technical data		
Compressor system ¹⁾	HOS	HOS
Maximum volume flow	575 l	750 l
Fill capacity	460 l	525 l
Maximum pressure ²⁾	13(15) bar	13(15) bar
Pressure vessel capacity	13 l	13 l
Cylinders/stages	2/2	2/2
Speed	850 rpm	785 rpm
Motor output	4 kW/400 V	5.5 kW/400 V ⁴⁾
Weight	55 kg	75 kg
Dimensions (LxWxH) in mm	685 x 745 x 675	685 x 790 x 745
Sound pressure ³⁾	83 dB(A)	82 dB(A)
Air outlet	3/4"	3/4"

**We help you save - 13 bar instead of 15!

Our 15 bar compressors are preset to 13 bar switch-off pressure as a factory standard. The reason for this is that 90% of all users only require a max. operating pressure of 13 bar. **Any pressure generated above this value means additional energy consumption of about 8% per bar.**

But if you do require the maximum pressure of 15 bar, you can set it via the pressure switch at any time

¹⁾ For a description of the compressor systems see Seite 18 ²⁾ Set to 13 bar switch-off pressure as a factory standard; maximum pressure of 15 bar configurable via the pressure switch
³⁾ Sound pressure level at a distance of 1 m as per DIN 45635 T 13 ⁴⁾ Observe your local power utility's rules for compressors with a motor output of 5,5 kW

Airprofi DUO - Universally deployable compressed air station with 2 x 75 l compressed air pressure vessels, preassembled on a safety pallet, space-saving and transportable - no need for TÜV approval

- Two-cylinder, high-performance, two-stage compressor unit with a grey cast iron cylinder block guarantees smooth action and a long service life
Low speeds ensures a smooth, virtually vibration free action and a long service life
- The large impeller ensures optimum cooling
- Premium electric motors are protected against overheating and overload by motor circuit breakers
- Equipped with a phase inverter as a factory standard for easy manual inversion of the sense of rotation
- Intermediate and re-coolers reduce condensate build-up
- Maintenance block with two pressure gauges for the tank and working pressure, premium **CONDOR pressure switch**
- fully-automated switch on/off operation
- Completely ready for connection with all fittings

- This gives you **13 bar operating pressure** in your workshop **without the need for typical TÜV approval testing** for compressors with a switch-off pressure of more than 10 bar
- Acceptance testing can be performed by a qualified person for the DUO 703/2x75/13



Duo 703/2x75/10 KK
Similar to figure

Flexibility on top

- Enabling the second compressed air vessel doubles the pressure vessel volume, thus helping to build up a larger reserve of compressed air
- and thus covering short term compressed air requirement peaks
- for, e.g., chisel hammer or sand-blasting work, you can disconnect the second pressure vessel from the compressed air supply; this halves the vessel volume, and helps to build up the pressure more quickly

- **“K” variant** equipped with a refrigeration dryer and integrated automatic condensate drain as a factory standard
- Pressure dew point 5 °C, compressed air inlet temperature 35 °C, cooling air temperature 25 °C

- The **“KK” variant** features an additional pre-filter for separating condensate and dirt with particle sizes up to 25 µm.
- Compressed air quality as per ISO 8573-1
- As a pre-filter installed upstream of the refrigeration dryer



- With an automatic condensate drain on the pressure vessel
- This ensures condensate separation without unnecessary pressure loss

Model	Duo 703/2x75/13
Article no.:	202 3185
€ plus VAT	2,690.00
Model	Duo 703/2x75/13 K
Article no.:	202 3186
€ plus VAT	3,900.00
Model	Duo 703/2x75/13 KK
Article no.:	202 3187
€ plus VAT	4,690.00

Technical data	
Compressor system ¹⁾	HOS
Maximum volume flow	575 l
Fill capacity	460 l
Maximum pressure	13 bar
Pressure vessel capacity	2 x 75 l
Cylinders/stages	2/2
Speed	850 rpm
Motor output	4 kW/400 V
Weight	230 kg
Dimensions (LxWxH) in mm	1200 x 900 x 1140
Sound pressure ³⁾	79 dB(A)
Air outlet on pressure vessel	3/4"
Air outlet on refrigeration dryer	1/2"

¹⁾ For a description of the compressor systems, see Seite 18

²⁾** TÜV-free only applicable in Germany

³⁾ Sound pressure level at 1 m distance as per DIN 45635 T 13



Scope of delivery K:

- With refrigeration dryer

Scope of delivery KK:

- Microfilter
- refrigeration dryer
- Automatic condensate drain
- Condensate conditioner for oil-water separation



- Condensate conditioner for oil-water separation
- **You will also find important notes on condensate conditioning in the compressed air treatment chapter**



AIRPROFI Silent Series

AIRPROFI 321/100 Silent - mobile compressors with noise-insulation housing for deployment in areas where low-noise operation is essential

- Only fixed screw connections on the maintenance block, no hose connections

The working pressure is infinitely variable via the standard filter pressure regulator with simultaneous separation of dirt, oil and condensate. Two large pressure gauges indicate the tank and working pressure.

- Three compressed air take-off points with quick-action safety couplings for filtered compressed air, filtered and oiled compressed air, and a direct compressed air outlet from the pressure vessel via **premium, quick-action safety couplings** and a **premium ball valve**.
- Equipped as a factory standard with a premium **CONDOR pressure switch**

- Features a Silent noise-insulation housing
- Designed for users who work in the vicinity of the compressor, and need a quiet environment

AIRPROFI 321/100 OF Silent

- With an oil-free HDS compressor
- The system was developed for tough, continuous use wherever oil-free and clean compressed air is required
- Cylinder faces with hard-chrome-plated micro smooth surface reduce friction to an absolute minimum
- The max-performance piston and/or piston ring made of a special mixture of graphite, Teflon and carbon has a substantially longer lifetime than a simple Teflon piston ring



- Ergonomically shaped bar for convenient and easy transport
- The factory standard rubber handle prevents slipping

- Equipped with a **ball valve** on the pressure vessel outlet as a factory standard



Single-handed safety couplings as per DIN EN 983. AIRCRAFT is the first manufacturer to use these as a factory standard.

Equipped with single-handed safety couplings as per DIN EN 983

- This improves the work safety thanks to ventilation technology with 2 separate interlocking systems

Flexible armoured hose line with heat protection avoids vibration fractures

AIRPROFI 321/100 OF Silent



- The stable, steerable chassis, featuring a clamp brake, in combination with **puncture-proof PU foam tyres** allows for convenient transport by removing the need to lift the compressor for transportation



Premium pressure vessel hot-dip galvanised on interior and exterior

- 15-year guarantee on the pressure vessel against corrosion penetration

AIRPROFI 321/100 Silent - low-noise, mobile compressors with twin-cylinder V motor directly flanged on

- Featuring a Silent noise-insulation housing and newly developed noise-reducing air filters
- Designed for users who need a quiet working environment
- Intermediate and re-coolers reduce condensate build-up
- Premium electric motors are protected against overheating and overload by motor circuit breakers
- Equipped with a filter pressure regulator and pressure gauge, and a **Condor pressure switch**
- Completely ready for connection with all fittings
- Fully automatic ON/OFF operation
- Air outlets equipped with **premium quick-action safety couplings** as a factory standard
- Two pressure gauges for the pressure vessel and working pressure
- The pressure vessel is equipped with a safety valve, vessel pressure gauge and a condensate drain valve
- Premium pressure vessel hot-dip galvanised on interior and exterior, 15-year guarantee against corrosion penetration
- Full set of safety equipment



AIRPROFI 321/100 Silent



- *Sophisticated motor design*
- *Twin-cylinder V motor with single-stage compression*
- *Extremely slow runner*
- *Flanged on, no loss of energy between the motor and the compressor*
- *This improves the efficiency and fill performance, while prolonging the service life*

- *Silent noise-insulation housing additionally equipped with temperature-controlled fan*



Model	AIRPROFI 321/100 Silent	AIRPROFI 321/100 OF Silent
Article no:	202 2300	202 2310
€ plus VAT	2,140.00	2,320.00

Technical data		
Compressor system ¹⁾	HOS	HOS
Maximum volume flow	310 l	320 l
Fill capacity approx.	240 l	230 l
Maximum pressure	10 bar	10 bar
Pressure vessel capacity	100 l	100 l
Cylinders/stages	2/1	2/1
Speed	1420 rpm 1420 rpm	
Motor output	2.2 kW/230 V	2.2 kW/230 V
Weight	88 kg	96 kg
Dimensions (LxWxH) in mm	1275 x 480 x 930	1275 x 480 x 930
Sound power level ³⁾	82 dB(A)	82 dB(A)

¹⁾ For a description of the compressor systems, see Seite (?)

²⁾ TÜV-free only applicable in Germany

³⁾ Sound power level as per DIN EN ISO 3744 (RL 2000/14/EC)

AIRPROFI SILENT Series - Stationary compressors with noise-insulating housings - Ideal for deployment directly in the work environment

- Designed for professional and industrial applications in which a quiet work environment is essential
- Features a Silent noise-insulation housing for deployment in sensitive areas
- The twin-cylinder, high-performance motor with two-stage compression supports low speeds to achieve a very smooth, virtually vibration free action
- Equipped with a premium CONDOR pressure switch
- Service-friendly layout
- Large fan flywheel and large impeller ensure optimum cooling
- Intermediate and re-cooler, in combination with an additional air duct between the motor and the compressor, reduce condensate build-up
- Premium electric motors are protected against overheating and overload by motor circuit breakers
- The belt can be adjusted from the outside
- fully-automated switch on/off operation
- Full set of safety equipment
- Completely ready for connection with all fittings
- For 10 bar models: as of 7.5 kW, equipped with an automatic star delta switch as factory standard
- For 15 bar models: as of 5 kW, equipped with an automatic star delta switch as factory standard



AIRPROFI 853/10 Silent

- Equipped with a motor circuit breaker, pressure gauge, on/off switch, operating hours counter, electrical control unit, start-up relief and anti-vibration elements as a factory standard

The controls

- (1) Emergency shutdown switch
- (2) On/off switch
- (3) Operating hours counter
- (4) Pressure gauge



AIRPROFI 853/270/10 V Silent

Model AIRPROFI	853/10 Silent	853/270/10 V Silent	853/300/10 H Silent	1003/10 Silent	1003/500/10 H Silent
Article no.	202 2801	202 2827	202 2830	202 2850	202 2860
€ plus VAT	2,570.00	4,520.00	4,520.00	4,220.00	5,980.00

Technical data	853/10 Silent	853/270/10 V Silent	853/300/10 H Silent	1003/10 Silent	1003/500/10 H Silent
Compressor system ¹⁾	HOS	HOS	HOS	HOS	HOS
Maximum volume flow	850 l/min.	850 l/min.	850 l/min.	1080 l/min.	1080 l/min.
Fill capacity	680 l/min.	680 l/min.	680 l/min.	845 l/min.	845 l/min.
Maximum pressure	10 bar	10 bar	10 bar	10 bar	10 bar
Pressure vessel capacity	-	270 l	300 l	-	500 l
Cylinders/stages	2/2	2/2	2/2	2/2	2/2
Speed	1240 rpm	1240 rpm	1240 rpm	1100 rpm	1100 rpm
Motor output	5.5 kW/400 V ³⁾	5.5 kW/400 V ³⁾	5.5 kW/400 V ³⁾	7.5 kW / 400 V	7.5 kW / 400 V
Weight	155 kg	225 kg	250 kg	180 kg	364 kg
Dimensions (LxWxH) in mm	790 x 790 x 720	790 x 790 x 2090	1690 x 790 x 1410	930 x 790 x 830	2020 x 790 x 1610
Sound pressure level ²⁾	67 dB(A)	67 dB(A)	67 dB(A)	73 dB(A)	73 dB(A)
Air outlet	3/4"	3/4"	3/4"	3/4"	3/4"

¹⁾ For a description of the compressor systems, see Seite 18 ²⁾Sound pressure level at a distance of 1 m as per DIN 45635 T 13

³⁾ Observe your local energy utility's rules for compressors with a motor output of 5.5 kW


AIRPROFI Silent

Low noise emission -
67 dB(A) - extremely quiet.



AIRPROFI 853/300/10 H Silent

- Pressure vessel hot-dip galvanized on the interior and exterior; 15-year guarantee on the pressure vessel against corrosion penetration
- Stationary Silent models equipped as a factory standard with a pressure switch for fully-automatic switching on/off, motor circuit breaker, relief valve, pressure gauge, start-up relief, non-return valve, condensate drain, ball valve and anti-vibration elements




Quality down to the details

(1) Premium intake filter

(2) Equipped as a factory standard with a premium **CONDOR** pressure switch

(3) Improved cooling thanks to separate air duct between motor and compressor

(4) Low pressure vessel inlet temperature and reduction of condensate build-up, **intermediate and re-cooler** with large cooling fins



Model AIRPROFI	703/15 Silent	903/15 Silent	703/270/15 V Silent	703/300/15 H Silent	903/500/15 H Silent
Article no.	202 2805	202 2855	202 2829	202 2835	202 2865
€ plus VAT	3,120.00	4,220.00	4,700.00	4,570.00	6,100.00

Technical data


Compressor system ¹⁾ HOS	HOS	HOS	HOS	HOS	HOS
Maximum volume flow	705 l/min.	900 l/min.	705 l/min.	702 l/min.	900 l/min.
Fill capacity	545 l/min.	675 l/min.	545 l/min.	545 l/min.	675 l/min.
Maximum pressure	15 bar	15 bar	15 bar	15 bar	15 bar
Pressure vessel capacity	-	270 l 300 l 500 l	-	-	-
Cylinders/stages	2/2	2/2	2/2	2/2	2/2
Speed	1045 rpm	920 rpm	1045 rpm	1045 rpm	920 rpm
Motor output	5.5 kW/400 V	7.5 kW/400 V	5.5 kW/400 V	5.5 kW / 400 V	7.5 kW / 400 V
Weight	155 kg	180 kg	255 kg	280 kg	410 kg
Dimensions (LxWxH) in mm	790 x 790 x 720		930 x 790 x 830	790 x 790 x 2090	1690 x 790 x 1410 2020 x 790 x 1610
Sound pressure level ²⁾	70 dB(A)	70 dB(A)	70 dB(A)	70 dB(A)	70 dB(A)
Air outlet	3/4"	3/4"	3/4"	3/4"	3/4"

¹⁾ For a description of the compressor systems refer to Seite 18 ²⁾ Sound pressure level at a distance of 1 m as per DIN 45635 T 13

Screw-type compressors



Innovation, quality and economy - our prime objectives!



■ Quality for more than 20 years

In close partnership AIRCRAFT markets screw-type compressors by the renowned compressor manufacturer FINI. For over 20 years, FINI has manufactured screw-type compressor stages and a full range of important components for screw compressors. The entire production process takes place at its Italian plants and is perfectly integrated thanks to the latest generation tool machines and advanced testing equipment, thus ensuring a high quality standard. A team of highly specialised engineers, dedicated to constantly developing and monitoring the produced compressor stages and designing of new components, ensures maximum reliability and flexible use. Ten different compressor stages models and a comprehensive range of accessories such as intake regulators and integrated systems for minimum pressure valves, oil filters and air de-oiling units, ensure the global success of the company and have made it one of the leading brands in industrial compressed air.

■ The unique ReVerso Profile

The compressor stages are characterised by rotors with an optimised profile and outstanding performance. The production process is completely integrated, thanks to the latest generation machines and advanced testing equipment to ensure a quality standard at the highest level. The unique Reverso profile of the compressor stages (a FINI patent) allows the unit to be driven by the main and auxiliary rotors. This unique property means that all planning needs can be met, both in terms of performance and with respect to drive system based on electric motors or internal combustion engines.


■ Maximum precision and repeatability

A CAD system for solid modelling enables optimisation of the component layout and assessment of their strength. The cross section of each rotor is built up in four precision-machining steps that help to achieve the highest levels of precision in implementation and repeatability. Due to this high level of structural precision each main rotor matches any auxiliary rotor.

All parts are 100% factory tested before they reach the market. The compressor stages especially are individually tested after assembly and a second time after they have been installed on the complete machine. The performance of each individual element is recorded in the production database, to enable full traceability.

■ Reliable and efficient solutions

The design philosophy involves simplifying the mechanical parts. The most reliable and efficient solutions are chosen. For over 15 years, models have thus been manufactured with coaxial, gearless direct drives, maximising the performance and reliability of the screw-type compressors. In each new development the same high standards apply in terms of performance and reliability. This means that AIRCRAFT can offer a series of compressors with a direct drive system that is unique on the market.



Screw-type compressors for economic permanent operations!

The output range is between 4.0 and 250 kW with final pressures of 8, 10 and 13 bar.

These screw-type compressors are our response to the requirements of small to medium-sized industrial operations where compressed air is one of the most important sources of energy.

They are designed for permanent operation under the toughest conditions, with a particular focus on energy efficiency, low operating and maintenance costs, easy of installation and operation.

Aircraft screw-type compressors: the benefits

- Service-friendly thanks to optimum accessibility and easy removal and installation of all critical components
- Highly efficient noise-insulation as a factory standard for almost all models allows for deployment in sensitive areas
- Small footprint facilitates transport and deployment

- Optimum operating temperatures thanks to thermostatically controlled fans (except for PLUS series), optimum cooling air guidance and generously dimensioned heat exchangers, thus ensuring a longer service life and less oil temperature fluctuation than with thermostat control

As of A-K-MID Series (page 76)

- Compressors are controlled by a pressure sensor and the EasyTRONIC electronic control
- With directional control for the motor as a factory standard, thus avoiding possible damage during commissioning or after a change of location
- With a star-delta switch as a factory standard
- Also available with frequency control for active energy saving



State-of-the-art precision manufacturing of the compressors for uncompromising quality products

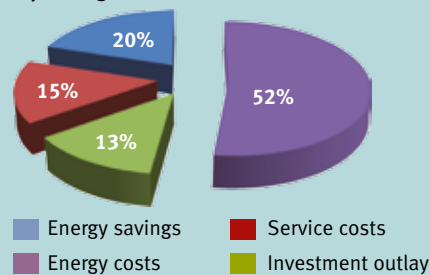
SpeedTronic-Control - Energy savings thanks to frequency controlled compressors

Based on frequency converter technology, the compressor's delivery volume adapts to match the actual consumption. The electronic control unit monitors the motor and compressor speed and keeps the line pressure constant. This gives users advance technology on a minimal footprint.

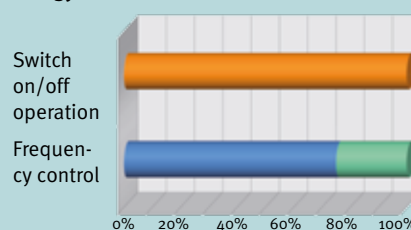
Your benefits

- active energy savings
- Ideal for frequently changing compressed air consumption
- The speed-controlled compressor achieves maximum efficiency and keeps the line pressure constant, despite heavily fluctuating consumption.

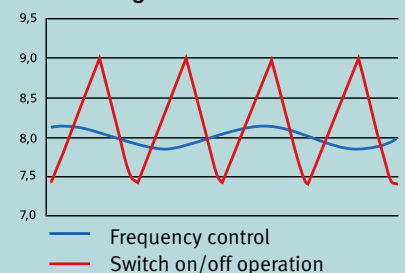
Operating costs



Energy costs



Pressure range



The A Series - an overview



A-MICRO

Screw-type compressor with belt drive, start-stop operation via pressure switch, also available with refrigeration dryer and compressed air pressure vessel



A-KMID

directly coupled screw-type compressors from 5.5 to 7.5 kW, also available with refrigerant dryer and compressed air pressure vessel - version "STC" with frequency control



A-QUADRO

directly coupled screw-type compressors from 11 to 15 kW, also available with refrigerant dryer and compressed air pressure vessel

EasyTRONIC control

The smart control and monitoring system

The clear-cut control panel with its digital display allows you to manage the functions necessary for starting and shutting down the compressor. Potential problems with the device and information related to operating hours and handling of maintenance work are displayed. The EasyTronic II control unit is equipped with a pressure sensor control and factory standard sense of rotation control for the motor. This avoids damage during commissioning or after a change of location.

EasyTRONIC II control:

- Smart control system
- For entering, monitoring and visualising operation-critical parameters and functions
- Messages shown in clear text instead of cryptic codes
- Automatic sense of rotation control by the control unit prior to compressor start up
- More than 20 configurable parameters



EasyTRONIC micro II control, factory standard features:







- Digital display and emergency shutdown switch
- Function button for setting / changing parameters
- Alarm indicators
- Compressor control lamp: LED lit in load operation
- Standby control lamp
- Emergency shutdown switch



Feature details

EasyTRONIC II control

Buttons

-  Switches on the compressor
-  Switches off the compressor
-  Arrow keys for navigating the menu. Configurable parameters can be accessed and set using the arrow keys.
-  OK button for confirming settings and accessing the operating parameters menu
-  Alarm display
The control indicator lights up to show that service work is due, or that a malfunction has occurred.
-  Reset button for resetting an alarm

Configurable parameters

Hours prewarning: A freely programmable hour counter automatically counts down the remaining operating hours. When it reaches 0, the control unit switches on the "Maintenance" alarm. This effectively monitors the maintenance intervals for oil, oil filter, air filter and oil microfilter.

Alarm history:

Access the last 30 alarms

Temperature prewarning: The temperature delta (in °C) is set relative to the maximum temperature alarm

Maximum and minimum temperatures: specify the lowest and highest temperatures (configurable from -14°C to 150°C). This is set by default to a minimum temperature of -7°C and a maximum temperature of 110°C.

The idle run compensation phase for the compressor is configurable between 20 and 250 seconds

Pressure sensor: releases the control unit's analogue input (4-20 mA). The compressor's pressure sensor is connected to this analogue input. It also monitors the internal pressure.

Operating pressure: freely configurable operating and line pressure of the compressor

Operating delta: configurable delta "p" for the minimum pressure

Maximum pressure: configurable from 0 to 15 bar

Max. alarm pressure: controls the permissible maximum pressure at which the control unit activates the alarm.

Inverter: For speed-controlled compressors, the control unit detects the inverter when this parameter is enabled and controls the volume flow in dependence on the pressure by adjusting the motor or compressor speed.



A-KMAX-F

directly coupled screw-type compressors from 5.5 to 7.5 kW with frequency control, also available with refrigerant dryer and compressed air pressure vessel



A-PLUS SD

Individual compressors from 18.5 to 30 kW with belt drive



Screw type compressors up to 250 kW are available on request.

A-MICRO Series - 4 kW screw-type compressor with belt drive in noise-insulated housing. For permanent operations, even with low compressed air requirements.

- Space-saving, belt-driven individual compressors
- Start-stop operation via pressure switch achieves energy savings compared with idling control
- Specially designed for operations with continuous compressed requirements where a compact, low-noise device with low operating costs is desirable
- Highly efficient noise-insulation as a factory standard for almost all models allows for deployment in sensitive areas
- Intensive cooling guarantees operating safety and good air quality
- Also ideal to supplement existing systems, e.g., for covering the basic compressed air load
- Includes thermal motor protection, oil temperature monitoring (max. 110°C) and operating hours counter as a factory standard, thus guaranteeing maximum operating safety
- Service-friendly thanks to optimum accessibility and easy removal and installation of all critical components
- Permanent protection against corrosion thanks to hot dip galvanising of pressure vessel - 15 year guarantee against corrosion penetration



A-MICRO

- Fig. shows open front cover
- Service-friendly thanks to optimum accessibility and easy removal and installation of all critical components




A-MICRO 510-300

Type	Maximum pressure bar	Effective delivery volume l/min.	Motor output kW	PS	Noise level in dB(A)*	Dimensions (LxWxH) mm	Connection G	Pressure vessel capacity l	Weight kg	Art. no.	€ plus VAT
A-MICRO Series belt-driven screw type compressor **											
A-MICRO 508	8	580	4.0	5.5	61	580 x 480 x 760	1/2"	-	93	208 9000	2,780.00
A-MICRO 510	10	485	4.0	5.5	61	580 x 480 x 760	1/2"	-	93	208 9001	2,780.00
A-MICRO Series belt-driven screw type compressor with pressure vessel											
A-MICRO 508-300	8	580	4.0	5.5	61	1745 x 600 x 1460	1/2"	300	262	208 9002	3,770.00
A-MICRO 510-300	10	485	4.0	5.5	61	1745 x 600 x 1460	1/2"	300	262	208 9003	3,770.00
A-MICRO Series belt-driven screw type compressor with pressure vessel and flanged-on refrigeration dryer											
A-MICRO 508-300 K	8	580	4.0	5.5	61	1745 x 600 x 1460	1/2"	300	300	208 9004	4,920.00
A-MICRO 510-300 K	10	485	4.0	5.5	61	1745 x 600 x 1460	1/2"	300	300	208 9005	4,920.00

*Sound pressure level at a distance of 1 m as per DIN 45635 T 13 ** Use of an overflow valve recommended in screw-type compressor operations without pressure vessel - available as an accessory



- Screw-type, belt driven compressor*
- Minimum energy consumption
 - Very quiet



- Intensive cooling guarantees operating safety and good air quality
- Extremely quiet fan by design



- Premium ribbed v-belt guarantees optimum power transmission between the motor and compressor ensuring a long service life at the same time



Model A-MICRO 510-300 K

- Permanent protection against corrosion thanks to hot dip galvanising of pressure vessel-
15 year guarantee against corrosion penetration

Accessories



Trolley for A-MICRO Series

- For easy transportation of this handy compressor
- available as an accessory



Accessories

Art. no.	Designation	€ plus VAT
208 9905	Trolley for A-MICRO Series screw-type compressors	315.00
208 9910	New Overflow valve (recommended in screw-type compressor operations without pressure vessel)	159.00
0251 To060	Maintenance kit for A-MICRO Series (1 oil filter, 2 air filter cartridges, 1 oil microfilter separator)	149.00
060000018	RotEnergy compressor oil Plus 46: 3.25 kg / 3.75 l	59.00
060000007	RotEnergy compressor oil Plus 46: 16 kg / 18.5 l	279.00



A-DUO-MICRO Series - 4 kW screw-type compressor with belt drive and 2 x 100 l pressure vessel on safety pallet

Increased flexibility thanks to "DUO" pressure vessel

- Screw-type, belt driven compressor
 - Start-stop operation via pressure switch achieves energy savings compared with idling control
 - Minimal and easy maintenance
 - Completely ready for connection with all fittings
- Permanent protection against corrosion thanks to hot dip galvanised pressure vessel with 15 year guarantee against corrosion penetration

- Enabling the second compressed air vessel doubles the pressure vessel volume, thus creating a greater compressed air reserve
- Helps to cover short-term peaks in compressed air requirements
- for, e.g., chisel, hammer or sandblasting work, the second pressure vessel can be isolated from the compressed air supply; this halves the vessel volume helping to build up the pressure more quickly



A-DUO-MICRO 510-2X100
Figure shows standard type



A-DUO-MICRO 510-2X100 KK
Easily transportable and deployable thanks to the safety pallet.
Figure with optional microfilter

Type	Maximum pressure bar	Effective delivery volume l/min.	Motor output kW PS	Noise level in dB(A)*	Dimensions (LxWxH) mm	Connection G	Pressure vessel capacity l	Weight kg	Art. no.	€ plus VAT
A-DUO MICRO Series - belt-driven screw type compressor with 2 x 100 l pressure vessel										
508-2X100	8	580	4.0 5.5	61	1250 x 950 x 1430	1/2"	2 x 100	198	208 3805-8	3,900.00
510-2X100	10	485	4.0 5.5	61	1250 x 950 x 1430	1/2"	2 x 100	198	208 3805	3,900.00
A-DUO MICRO K Series - belt-driven screw type compressor with 2 x 100 l pressure vessel and flanged-on refrigeration dryer										
508-2X100 K	8	580	4.0 5.5	61	1250 x 950 x 1430	1/2"	2 x 100	221	208 3806-8	4,980.00
510-2X100 K	10	485	4.0 5.5	61	1250 x 950 x 1430	1/2"	2 x 100	221	208 3806	4,980.00
A-DUO MICRO KK Series - central compressed air system with 2x100 l pressure vessel. Refrigeration compressed air dryer, automatic condensate drain, prefilter and condensate conditioner for oil-water separation										
508-2X100 KK	8	580	4.0 5.5	61	1250 x 950 x 1430	1/2"	2 x 100	228	208 3807-8	5,480.00
510-2X100 KK	10	485	4.0 5.5	61	1250 x 950 x 1430	1/2"	2 x 100	228	208 3807	5,480.00

*Sound pressure level at a distance of 1 m as per DIN 45635 T 13

New



· automatic condensate drain on pressure vessel



· Condensate conditioner for oil-water separation



· Microfilter installed as filter upstream of compressed air take-off for separating condensate and dirt with particle sizes of up to 25 µm
· Compressed air quality as per ISO 8573-1



· KK variant with automatic condensate drain as a factory standard
· for reliable and economic condensate draining without unnecessary compressed air loss



· K and KK variants with refrigeration dryer as factory standard
· Pressure dew point at 3°C, ambient temperature 25°C



Does not require TÜV approval

- The compressors in the A-DUO MICRO series have ZÜS type approval. This removes the need for TÜV acceptance testing.
- Any installation and recurring tests can thus be performed by a qualified person.
- This only applies in Germany.



A-DUO-MICRO 510-2X100KK
Thanks to safety pallet easily transportable and deployable
Figure with optional microfilter

Scope of delivery "K"

- Screw-type compressor with flanged-on refrigeration dryer

Scope of delivery "KK"

- Screw-type compressor with flanged-on refrigeration dryer Microfilter
- Condensate conditioner for oil-water separation
- automatic condensate drain on pressure vessel



Screw-type, belt driven compressor
· Minimum energy consumption
· Very quiet

Accessories

Art. no.	Designation	€ plus VAT
0251JTo060	Maintenance kit for A-MICRO Series (1 oil filter, 2 air filter cartridges, 1 oil microfilter separator)	149.00
0600000018	RotEnergy compressor oil Plus 46: 3.25 kg / 3.75 l	59.00
0600000007	RotEnergy compressor oil Plus 46: 16 kg / 18.5 l	279.00



A-K-MID Series - directly coupled screw-type compressors for permanent operation and 100% load - designed for maximum operating safety.

- Directly coupled coaxial screw-type compressors guarantee absolute freedom from maintenance for the drivetrain with maximum energy efficiency
- Thanks to direct coupling of the motor and compressor stage, the complete electric motor output is transferred to the compressor stage, thus ensuring maximum efficiency.
- With a star-delta switch as a factory standard
- With EasyTRONIC II electronic control and pressure sensor control as a factory standard
 - prevents motor overload, reduces wear and prolongs service life
- Excellent cooling performance and low noise thanks to thermostatically controlled radial fan
- Includes operating hours counter for logging load and post-run times; this ensures compliance with maintenance intervals - displays an automatic message to indicate that maintenance is due
- With directional control for the motor as a factory standard, thus avoiding possible damage during commissioning or after a change of location
- Optimum operating temperatures thanks to thermostatically controlled fan, optimum cooling air guidance and generously dimensioned heat exchangers, thus ensuring a longer service life and less oil temperature fluctuation than with thermostat control
- Factory standard re-cooler reduces overhead for drying and filtering the compressed air generated
- Small footprint facilitates transport and deployment



Fig. Model A-K-MID 710



- Service-friendly thanks to optimum accessibility and easy removal and installation of all components that require maintenance

Fig. Model A-K-MID 710-300

Type	Maximum pressure	Effective delivery volume	Motor output		Noise level	Dimensions (LxWxH)	Connection	Pressure vessel capacity	Weight	Art. no.	€ plus VAT
	bar	l/min.	kW	PS	in dB(A)*						
A-KMID Series - directly-flanged screw-type compressors with star-delta switch											
A-K-MID 710	10	705	5.5	7.5	62	720 x 650 x 860	1/2"	-	160	208 9100	3,930.00
A-K-MID 713	13	450	5.5	7.5	62	720 x 650 x 860	1/2"	-	160	208 9101	3,930.00
A-K-MID 1010	10	1050	7.5	10	62	720 x 650 x 860	1/2"	-	165	208 9102	4,000.00
A-K-MID 1013	13	700	7.5	10	62	720 x 650 x 860	1/2"	-	165	208 9103	4,000.00
A-KMID-D Series - directly-flanged screw-type compressors with star-delta switch and pressure vessel											
A-K-MID 710-300	10	705	5.5	7.5	62	1745 x 650 x 1560	1/2"	300	255	208 9104	4,925.00
A-K-MID 713-300	13	450	5.5	7.5	62	1745 x 650 x 1560	1/2"	300	255	208 9105	5,070.00
A-K-MID 1010-300	10	1050	7.5	10	62	1745 x 650 x 1560	1/2"	300	260	208 9106	4,990.00
A-K-MID 1013-300	13	700	7.5	10	62	1745 x 650 x 1560	1/2"	300	260	208 9107	5,140.00
A-KMID-DK Series - directly-flanged screw-type compressors with refrigeration dryer flanged-onto pressure vessel and star-delta switch											
A-K-MID 710-300 K	10	705	5.5	7.5	62	1745 x 650 x 1560	1/2"	300	295	208 9108	6,190.00
A-K-MID 713-300 K	13	450	5.5	7.5	62	1745 x 650 x 1560	1/2"	300	295	208 9109	6,540.00
A-K-MID 1010-300 K	10	1050	7.5	10	62	1745 x 650 x 1560	1/2"	300	300	208 9110	6,420.00
A-K-MID 1013-300 K	13	700	7.5	10	62	1745 x 650 x 1560	1/2"	300	300	208 9111	6,860.00

*Sound pressure level at a distance of 1 m as per DIN 45635 T 13

A-KMID-F Series -

- with frequency control
- "SpeedTronic-Control" for active energy saving
- Frequency control for active energy saving
- Ideal for frequently changing compressed air consumption
- The speed-controlled compressor achieves maximum efficiency and keeps the line pressure constant, despite heavily fluctuating consumption.

For more frequency control benefits, see page 70



- All oil lines are rubber hoses with steel mesh armouring
- This ensures maximum safety, even at high temperatures

- Directly coupled coaxial screw-type compressors guarantee absolute freedom from maintenance for the drivetrain with maximum energy efficiency



- Excellent cooling performance and low noise thanks to thermostatically controlled radial fan



- Oil filter and oil microfilter separator cartridge are bolted on elements and easily accessible through the front panel

EasyTRONIC II

control as a factory standard:



The ergonomically located control panel with digital display and emergency stop switch guarantees a fast overview and easy access to all critical features

For a description of the EasyTRONIC II control, please refer to page 71

Service package and matching compressor oil on page 79



Fig. Model A-K-MID 1010-300 STC K

- with frequency control and integrated refrigeration dryer on 300 l pressure vessel
- Permanent protection against corrosion thanks to hot dip galvanising of pressure vessel
- 15 year guarantee against corrosion penetration



Type	Maximum pressure bar	Effective delivery volume l/min.	Motor output kW PS	Noise level in dB(A)*	Dimensions (LxWxH) mm	Connection G	Pressure vessel capacity l	Weight kg	Art. no.	€ plus VAT
A-KMIDF Series Directly flanged screw type compressors with frequency control										
A-K-MID 1008 STC	8	520 - 1300	7,5 10	63	720 x 650 x 860	1/2"	-	175	208 9120	5,780.00
A-K-MID 1010 STC	10	440 - 1100	7,5 10	63	720 x 650 x 860	1/2"	-	175	208 9121	5,780.00
A-KMID-DF Series Directly flanged screw type compressors with frequency control on pressure vessel										
A-K-MID 1008-300 STC	8	520 - 1300	7,5 10	63	1745 x 650 x 860	1/2"	300	270	208 9122	6,760.00
A-K-MID 1010-300 STC	10	440 - 1100	7,5 10	63	1745 x 650 x 860	1/2"	300	270	208 9123	6,760.00
A-KMID-DF Series Directly flanged screw type compressors with frequency control and add-on refrigeration dryer on pressure vessel										
A-K-MID 1008-300 STC K	8	520 - 1300	7,5 10	63	1745 x 650 x 860	1/2"	300	270	208 9124	8,260.00
A-K-MID 1010-300 STC K	10	440 - 1100	7,5 10	63	1745 x 650 x 860	1/2"	300	270	208 9125	8,260.00

*Sound pressure level at a distance of 1 m as per DIN 45635 T 13

A-DUO-K-MID Series - The universally deployable compressed air system with 2 x 100 l pressure vessels on a safety pallet

Increased flexibility thanks to "DUO" pressure vessel

- Directly coupled coaxial screw-type compressors guarantee absolute freedom from maintenance for the drivetrain with maximum energy efficiency
- Thanks to direct coupling of the motor and compressor stage, the complete electric motor output is transferred to the compressor stage, thus ensuring maximum efficiency.
- Minimal and easy maintenance
- Completely ready for connection with all fittings
- Permanent protection against corrosion thanks to hot dip galvanised pressure vessel with 15 year guarantee against corrosion penetration
- Enabling the second compressed air vessel doubles the pressure vessel volume, thus creating a greater compressed air reserve
- Helps to cover short-term peaks in compressed air requirements
- for, e.g., chisel, hammer or sandblasting work, the second pressure vessel can be isolated from the compressed air supply; this halves the vessel volume helping to build up the pressure more quickly



A-DUO-K-MID 710-2x100
Figure shows standard type



A-DUO-K-MID 710-2x100 K
Figure shows standard type

Type	Maximum pressure bar	Effective delivery volume l/min.	Motor output kW PS	Noise level in dB(A)*	Dimensions (LxWxH) mm	Connection G	Pressure vessel capacity l	Weight kg	Art. no.	€ plus VAT
A-DUO-K-MID Series - Directly flanged screw-type compressor with star-delta switch and 2 x 100 l pressure vessel										
710-2x100	10	705	5,5 7,5	62	1250 x 820 x 1500	1/2"	2 x 100	245	208 3800	5,190.00
A-DUO-K-MID K Series - Directly flanged screw-type compressor with refrigeration dryer, star-delta switch and 2 x 100 l pressure vessels										
710-2x100 K	10	705	5,5 7,5	62	1250 x 820 x 1500	1/2"	2 x 100	255	208 3801	6,190.00
A-DUO MICRO KK Series - central compressed air system with 2x100 l pressure vessel. Refrigeration compressed air dryer, automatic condensate drain, prefilter and condensate conditioner for oil-water separation										
710-2x100 KK	10	705	5,5 7,5	62	1250 x 820 x 1500	1/2"	2 x 100	265	208 3802	7,050.00

*Sound pressure level at a distance of 1 m as per DIN 45635 T 13



- Automatic condensate drain on the pressure vessel
- Avoids unnecessary pressure loss



- Condensate conditioner for oil-water separation with generously dimensioned exhaust air/coalescence filter and pre- and post-adsorber



- Microfilter installed as filter upstream of compressed air take-off for separating condensate and dirt with particle sizes of up to 25 µm
- Compressed air quality as per ISO 8573-1
- Fig. shows optional fine filter FWF



- KK variant with automatic condensate drain as a factory standard
- for reliable and economic condensate draining without unnecessary compressed air loss



A-DUO-K-MID 710-2x100 KK
Easily transportable and deployable thanks to the safety pallet.
Figures including optional fine filter FWF

EasyTRONIC II control
as a factory standard



The ergonomically located control panel with digital display and emergency stop switch guarantees a fast overview and easy access to all critical features

- K and KK types equipped with refrigerant dryer as factory standard pressure dew point at 3°C, ambient temperature 25°C



! For a description of the EasyTRONIC II control, please refer to page 71



- Does not require TÜV approval**
- The compressors in the A-DUO MICRO series have ZÜS type approval. This removes the need for TÜV acceptance testing.
 - Any installation and recurring tests can thus be performed by a qualified person.
 - This only applies in Germany.

Scope of delivery K:

- Screw-type compressor with flanged-on refrigeration dryer

Scope of delivery KK:

- Screw-type compressor with flanged-on refrigeration dryer Microfilter
- Condensate conditioner for oil-water separation
- automatic condensate drain on pressure vessel

Accessories

Art. no.	Designation	€ plus VAT
0251PT0050	Maintenance kit for K-MID (1 oil filter, 2 air filter cartridges, 1 oil microfilter separator)	169.00
0600000018	RotEnergy compressor oil Plus 46: 3.25 kg / 3.75 l	59.00
0600000007	RotEnergy compressor oil Plus 46: 16 kg / 18.5 l	279.00



A-QUADRO Series - Screw-type compressors with V-belt drive for continuous operation and 100% load - designed for highest operational safety.

- V-belt drives for elastic start-up
- Small overall dimensions and lightweight design, thus easy transportation and space-saving installation
- Equipped with EasyTRONIC micro II electronic control incl. pressure sensor operation as a factory standard, thus avoiding motor overload, reducing wear and extended the service life
- Excellent cooling performance and low noise thanks to thermostatically controlled radial fan
- Temperature monitoring by a sensor installed directly on the compressor block
- Includes operating hours counter for logging load and post-run times; this ensures compliance with maintenance intervals - displays an automatic message to indicate that maintenance is due
The ergonomically located control panel with digital display, emergency stop switch and function diagram, guarantees a fast overview and easy access to all critical features
- With directional control for the motor as a factory standard, thus avoiding possible damage during commissioning or after a change of location
- Service-friendly thanks to optimum accessibility and easy removal and installation of all components that require maintenance
- Optimum operating temperatures thanks to thermostatically controlled fan, optimum cooling air guidance and generously dimensioned heat exchangers, thus ensuring a longer service life and less oil temperature fluctuation than with thermostat control
- Factory standard re-cooler reduces overhead for drying and filtering the compressed air generated

EasyTRONIC micro II
control as a factory standard:



The ergonomically located control panel with digital display and emergency stop switch guarantees a fast overview and easy access to all critical features

! Description EasyTRONIC II control refer to page 71



Fig. Model A-QUADRO

- Fig. shows open front cover
- Service-friendly thanks to optimum accessibility and easy removal and installation of all critical components


Type	Maximum pressure bar	Effective delivery volume l/min.	Motor output kW PS	Noise level in dB(A)*	Dimensions (LxWxH) mm	Connection G	Pressure vessel capacity l	Weight kg	Art. no.	€ plus VAT
A-QUADRO 11 and 15 Series - Belt driven screw-type compressors with star-delta switch										
A-QUADRO 1508	8	1650	11 15	69	800 x 650 x 980	3/4"	-	200	208 9130	4,720.00
A-QUADRO 1510	10	1500	11 15	69	800 x 650 x 980	3/4"	-	200	208 9131	4,720.00
New A-QUADRO 1513	13	1150	11 15	69	800 x 650 x 980	3/4"	-	200	208 9132	4,720.00
A-QUADRO 2008	8	2150	15 20.5	70	800 x 650 x 980	3/4"	-	210	208 9180	4,830.00
A-QUADRO 2010	10	1850	15 20.5	70	800 x 650 x 980	3/4"	-	210	208 9133	4,830.00
A-QUADRO 2013	13	1550	15 20.5	70	800 x 650 x 980	3/4"	-	210	208 9134	4,830.00
A-QUADRO 11 and 15 Series - Belt driven screw-type compressors with star-delta switch										
A-QUADRO 1508-500	8	1650	11 15	69	1980 x 650 x 1630	3/4"	500	332	208 9135	5,930.00
A-QUADRO 1510-500	10	1500	11 15	69	1980 x 650 x 1630	3/4"	500	332	208 9136	5,930.00
New A-QUADRO 1513-500	13	1150	11 15	69	1980 x 650 x 1630	3/4"	500	332	208 9137	6,100.00
A-QUADRO 2008-500	8	2150	15 20.5	70	1980 x 650 x 1630	3/4"	500	350	208 9181	6,050.00
A-QUADRO 2010-500	10	1850	15 20.5	70	1980 x 650 x 1630	3/4"	500	350	208 9138	6,050.00
A-QUADRO 2013-500	13	1550	15 20.5	70	1980 x 650 x 1630	3/4"	500	350	208 9139	6,220.00
A-QUADRO-DK 11 and 15 Series - screw-type compressors with refrigeration dryer flanged onto pressure vessel and star-delta switch										
A-QUADRO 1508-500 K	8	1650	11 15	69	1980 x 650 x 1630	3/4"	500	200	208 9140	7,000.00
A-QUADRO 1510-500 K	10	1500	11 15	69	1980 x 650 x 1630	3/4"	500	200	208 9141	7,000.00
A-QUADRO 1513-500 K	13	1150	11 15	69	1980 x 650 x 1630	3/4"	500	200	208 9142	7,170.00
New A-QUADRO 2008-500 K	8	2150	15 20.5	70	1980 x 650 x 1630	3/4"	500	210	208 9182	7,210.00
A-QUADRO 2010-500 K	10	1850	15 20.5	70	1980 x 650 x 1630	3/4"	500	210	208 9143	7,210.00
A-QUADRO 2013-500 K	13	1550	15 20.5	70	1980 x 650 x 1630	3/4"	500	210	208 9144	7,380.00

*Sound pressure level at a distance of 1 m as per DIN 45635 T 13



Fig. Model A-QUADRO 1510-500 K

- with refrigerant dryer and 500 l compressed air vessel
- Permanent protection against corrosion thanks to hot dip galvanising of pressure vessel-
- 15 year guarantee against corrosion penetration



- Screw-type, belt driven compressor
- Minimum energy consumption
 - Low noise operation



- Excellent cooling performance and low noise thanks to thermostatically controlled radial fan



- Generously dimensioned heat exchanger for optimum operating temperature
- Cools the oil and acts as a re-cooler for the compressed air
- All lines in the circuit are made of highly temperature-resilient materials



- Premium V-belt guarantees optimum power transmission from the motor to the compressor ensuring a long service life at the same time

Accessories

Art. no.	Designation	€ plus VAT
0251NM0059	Maintenance kit for QUADRO Series (11 and 15 kW) (1 oil filter, 2 air filter cartridges, 1 oil microfilter separator)	179.00
0600000018	RotEnergy compressor oil Plus 46: 3.25 kg / 3.75 l	59.00
0600000007	RotEnergy compressor oil Plus 46: 16 kg / 18.5 l	279.00



A-KMAX-STC Series - directly coupled screw-type compressors for permanent operation and 100% load - including "SpeedTronic-Control" frequency control as a factory standard.

- Directly coupled coaxial screw-type compressors guarantee absolute freedom from maintenance for the drivetrain with maximum energy efficiency
- Thanks to direct coupling of the motor and compressor stage, the complete electric motor output is transferred to the compressor stage, thus ensuring maximum efficiency.
- Equipped with EasyTRONIC II electronic control incl. pressure sensor operation as a factory standard, thus avoiding motor overload, reducing wear and extended the service life
- Excellent cooling performance and low noise thanks to thermostatically controlled radial fan
- Optimum operating temperatures thanks to thermostatically controlled fan, optimum cooling air guidance and generously dimensioned heat exchangers, thus ensuring a longer service life and less oil temperature fluctuation than with thermostat control
- Factory standard re-cooler reduces overhead for drying and filtering the compressed air generated
- Includes operating hours counter for logging load and post-run times; this ensures compliance with maintenance intervals - displays an automatic message to indicate that maintenance is due
- With directional control for the motor as a factory standard, thus avoiding possible damage during commissioning or after a change of location
- Service-friendly thanks to optimum accessibility and easy removal and installation of all components that require maintenance
- Small footprint facilitates transport and deployment

EasyTRONIC II

control as a factory standard:



The ergonomically located control panel with digital display and emergency stop switch guarantees a fast overview and easy access to all critical features

! Description EasyTRONIC II control refer to page 71



Fig. Model A-KMAX-STC



Fig. Model A-KMAX 1510-500 STC

- with a 500 l compressed air vessel
- Fig. shows optimum accessibility of components, thus guaranteeing easy removal and installation of all components that require maintenance

Type	Maximum pressure bar	Effective delivery volume l/min.	Motor output kW PS	Noise level in dB(A)*	Dimensions (LxWxH) mm	Connection G	Pressure vessel capacity l	Weight kg	Art. no.	€ plus VAT
A-KMAX-STC Series - Directly flanged screw-type compressors with frequency control										
A-KMAX 1508 STC	8	680 - 1700	11 15	68	1000 x 700 x 1000	3/4"	-	240	208 9150	7,550.00
A-KMAX 1510 STC	10	620 - 1550	11 15	68	1000 x 700 x 1000	3/4"	-	240	208 9151	7,550.00
New A-KMAX 2008 STC	8	950 - 2400	15 20	68	1000 x 700 x 1000	3/4"	-	260	208 9185	8,490.00
A-KMAX 2010 STC	10	840 - 2050	15 20	68	1000 x 700 x 1000	3/4"	-	260	208 9152	8,490.00
A-KMAX-500 STC Series - Directly flanged screw-type compressors with frequency control on the compressed air vessel										
A-KMAX 1508-500 STC	8	680 - 1700	11 15	68	2000 x 730 x 1700	3/4"	500	390	208 9153	8,760.00
A-KMAX 1510-500 STC	10	620 - 1550	11 15	68	2000 x 730 x 1700	3/4"	500	390	208 9154	8,760.00
New A-KMAX 2008-500 STC	8	950 - 2400	15 20	68	2000 x 730 x 1700	3/4"	500	410	208 9186	9,700.00
A-KMAX 2010-500 STC	10	840 - 2050	15 20	68	2000 x 730 x 1700	3/4"	500	410	208 9155	9,700.00

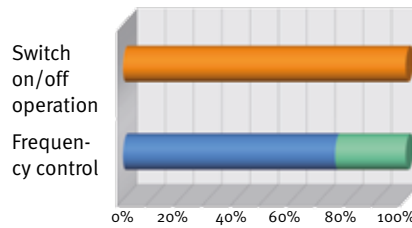
*Sound pressure level at a distance of 1 m as per DIN 45635 T 13

A-KMAX-STC Series with frequency control

- For active energy saving
- Ideal for frequently changing compressed air consumption
- The speed-controlled compressor achieves maximum efficiency and keeps the line pressure constant, despite heavily fluctuating consumption.

For more details on frequency control, see page 70


Energy costs



- All oil lines are rubber hoses with steel mesh armouring
- This ensures maximum safety, even at high temperatures



- K type with integrated refrigerant dryer including automatic condensate drain
- Pressure dew point at 3°C, ambient temperature 25°C



- Pre-filtering of intake cooling and inlet air
- For a cleaner interior



- Excellent cooling performance and low noise thanks to thermostatically controlled radial fan

Fig. Model A-KMAX 1510-500 STC K

- with refrigerant dryer and 500 l compressed air vessel
- Permanent protection against corrosion thanks to hot dip galvanising of pressure vessel- 15 year guarantee against corrosion penetration

Type	Maximum pressure bar	Effective delivery volume l/min.	Motor output kW PS	Noise level in dB(A)*	Dimensions (LxWxH) mm	Connection G	Pressure vessel capacity l	Weight kg	Art. no.	€ plus VAT
A-KMAX-500 STC K Series - Directly flanged screw-type compressors with frequency control and refrigeration dryer flanged onto the compressed air vessel										
A-KMAX 1508-500 STC K	8	680 - 1700	11 15	68	2000 x 730 x 1700	3/4"	500	435	208 9156	10,310.00
A-KMAX 1510-500 STC K	10	620 - 1550	11 15	68	2000 x 730 x 1700	3/4"	500	435	208 9157	10,310.00
New A-KMAX 2008-500 STC K	8	950 - 2400	15 20	68	2000 x 730 x 1700	3/4"	500	435	208 9187	11,250.00
A-KMAX 2010-500 STC K	10	840 - 2050	15 20	68	2000 x 730 x 1700	3/4"	500	435	208 9158	11,250.00

*Sound pressure level at a distance of 1 m as per DIN 45635 T 13

Accessories

Art. no.	Designation	€ plus VAT
0260PU0050	Maintenance kit for A-KMAX Series (11 and 15 kW) (1 oil filter, 2 air filter cartridges, 1 oil microfilter separator)	179.00
0600000018	RotEnergy compressor oil Plus 46: 3.25 kg / 3.75 l	59.00
0600000007	RotEnergy compressor oil Plus 46: 16 kg / 18.5 l	279.00




A-PLUS SD Series - Screw-type compressors with V-belt drive for permanent operation at 100% load.

- Noise-insulated screw-type compressor with V-belt drive (Poly V with high wear resistance) and slide clamping system
- The focus in this compressor's design was on energy efficiency, low maintenance costs, ease of installation and user-friendliness
- Equipped with EasyTRONIC II electronic control incl. pressure sensor operation as a factory standard, thus avoiding motor overload, reducing wear and extended the service life
- Post-run timer control via control unit for individual accommodation of actual operating situation
- With directional control for the motor as a factory standard, thus avoiding possible damage during commissioning or after a change of location
- Monitoring of the operating pressure by means of a pressure sensor guarantees reliable, long-term stability in operations - the pressure sensor supports changes to the operating pressure directly via the control electronics without any mechanical intervention
- Includes operating hours counter for logging load and post-run times; this ensures compliance with maintenance intervals - displays an automatic message to indicate that maintenance is due
- Factory standard re-cooler reduces overhead for drying and filtering the compressed air generated
- Easy to maintain due to optimum accessibility of all components
- Simple removal and installation of all components that require regular maintenance
- The low noise level and the device's compact design, support deployment in a wide variety of working environments
- Easy transportation and ease of installation due to standard pallet-sized dimensions - footprint of less than 1 m²

EasyTRONIC II control
as a factory standard



The ergonomically located control panel with digital display and emergency stop switch guarantees a fast overview and easy access to all critical features

 For a description of the EasyTRONIC II control, please refer to page 71



Type	Maximum pressure	Effective delivery volume	Motor output		Noise level	Dimensions (LxWxH)	Connection	Weight	Art. no.	€ plus VAT
	bar	l/min.	kW/PS	V	dB(A)*	mm	G	kg		
A-PLUS SD 2508	8	2800	18.5 /25	400	71	1100 x 700 x 1065	3/4"	345	208 9170	7,190.00
A-PLUS SD 2510	10	2500	18.5 /25	400	71	1100 x 700 x 1065	3/4"	345	208 9171	7,190.00
A-PLUS SD 2513	13	2150	18.5 /25	400	71	1100 x 700 x 1065	3/4"	345	208 9172	7,190.00
A-PLUS SD 3008	8	3350	22 /30	400	72	1100 x 700 x 1065	3/4"	360	208 9173	7,430.00
A-PLUS SD 3010	10	3000	22 /30	400	72	1100 x 700 x 1065	3/4"	360	208 9174	7,430.00
A-PLUS SD 3013	13	2400	22 /30	400	72	1100 x 700 x 1065	3/4"	360	208 9175	7,430.00

*Sound pressure level at a distance of 1 m as per DIN 45635 T 13

New



The screw compressors in our A-PLUS SD Series were designed for continuous operation under the harshest conditions, taking important aspects such as energy consumption, low service and maintenance costs, simple installation and operation into consideration. The entire product, which is manufactured for compliance with applicable standards is checked at every stage of the production process by qualified personnel. This achieves a high standard of quality and guarantees trouble-free operation.



- Pre-filtering of intake cooling and inlet air as a factory standard



- Oil filter and oil microfilter separator allow easy and fast maintenance
- All components are easily accessible via the front panel



A minimum pressure valve ensures that the required pressure for correct oil circulation is quickly reached.



- Premium longitudinally ribbed belt guarantees optimum power transmission between the motor and compressor ensuring a long service life at the same time
- The belt is tensioned by a slide rail system



The heart of the A-PLUS SD Series
Processing is carried out on modern CNC machines. Minimal production tolerances ensure efficient operation and long life. Designed for continuous operation even under difficult conditions.



- Two digitally controlled centrifugal fans for optimum cooling even under unfavourable operating conditions, and to allow the operating temperature to be quickly reached

Accessories

Art. no.	Designation	€ plus VAT
0260AD0050	Maintenance kit for A-PLUS (1 oil filter, 2 air filter cartridges, 1 oil microfilter separator)	222.00
0600000018	RotEnergy compressor oil Plus 46: 3.25 kg / 3.75 l	59.00
0600000007	RotEnergy compressor oil Plus 46: 16 kg / 18.5 l	279.00

Piston compressors

Screw-type compressors

Components

Compressed air treatment

Compressed air distribution

Tools

A-RS Series - cost-efficient, high-performance, robust!

The of A-RS Series range extends from 5,5 to 160 kW with a final pressure of 7,5, 10, 13 and 15 bar. High efficiency, a long service life, and easy and inexpensive maintenance are always the most important criteria in the development of these compressors.

The A-RS Series gives you the choice between the cost-efficient basic models through to models that offer you a full feature set, including frequency control, AIRTRONIC control, a galvanised pressure vessel and refrigeration dryer. The A-RS TOP Series comprises compressors in the 5,5 to 15 kW output range featuring a small installation footprint that are quieter, more efficient and easier to maintain.

AIRTRONIC control



Sound insulation hood

The smart control and monitoring system

Guarantees optimum economic operations and the required safety in managing and maintaining the system:

- Smart operating and control system
- Freely programmable
- Technically mature and proven a thousand times
- For entering, monitoring and visualising mission-critical functions and parameters
- Connection to higher level compressed air management systems possible

Clear-cut control panel: Pressure gauge for operating pressure, temperature display and operating hour meter, understandable at a glance

The heart of the system: Aircraft compact screw-type compressor.

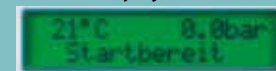
All system parts are optimally accessible.

A-RS TOP Fig. with optional sound insulation hood and AIRTRONIC control



Visibility in a small space

The LCD display



First row

- On the left: the current compressor temperature
- On the right: the current line pressure, measured by a pressure sensor
- Maintenance messages

Depending on the operating status, the second line row indicates:

- Operational messages
- Malfunction messages and warnings
- Menu areas

Operational messages

- Ready-to-start: Control unit ready, but not yet actuated.
- AWAL delay: Restart delay after power outage.
- Restart delay: Restart delay after shutdown.
- Dryer delay: Start-up delay after dryer start.
- Start as required: The compressor is waiting for compressed air to be requested.
- Motor start-up phase: the compressor is currently starting up.
- Running under load: the motor is running and the load valve is open.
- Post-run time: The motor is running but no compressed air is required.
- Smooth run-down: The motor is running down and the compressor is switched off.
- No start release: A digital input is programmed for starting release and open.

Overview of the A-RS Series



A-RS TOP/A-RS/A-RS F

AIRCRAFT screw-type compressors from 3,0 to 45,0 kW.
Version "F" including frequency control



A-RSDK TOP/A-RSDK

The compact and complete compressed air station saves space and extensive installation work on site.



A-RS-TOP Series - screw-type compressor units from 5.5 to 15 kW for a minimal footprint

- Quiet, efficient and easy to maintain
- Small form factor, and thus a smaller footprint
- The belt is tension by a motor rocker and not via belt tensioners
- Optimised power transmission thanks to improved belt wrap around the pulley
- Lower running noise due to use of a sheathed V-belt for quieter operations
- The optional noise insulation enclosure further

- reduces noise by approximately 4 dB (from 64 to 60 dB)
- Optimised positioning of the oil control valve and exclusive use of high-temperature hoses with precision hydraulic fittings for even more maintenance-friendliness
- External microfilter separator
- Electro pneumatic control, star-delta protection circuit (as of 5.5 kW), full load-idle-inter-

- mittent operation
- Optional with sense of rotation control by phase-sequence relay
- Connection options available for supply and exhaust ducts for heat recovery
- Ready-to-connect with ball valve
- Optionally available: AIRTRONIC electronic control with display



Model A-RS TOP 5.5
Fig. with front and side panels removed



· The optional AIRTRONIC control is a technically mature, smart and freely-programmable control system for entering, monitoring and visualising operation-critical parameters and features.

Model A-RS TOP 5.5
Fig. shows optional equipment: AIRTRONIC control and noise insulation enclosure

Accessories

Art. no.	Designation	€ plus VAT
204 1500	Surcharge for AIRTRONIC control	370.00
204 1600	Sense of rotation control	129.00
204 1700	Basic load distribution switch	129.00
204 1901	Noise insulation enclosure for A-RS TOP 3 - 7.5 kW	295.00
204 1902	Noise insulation enclosure for A-RS TOP 11 - 15 kW	395.00

A-RS TOP Series - Screw-type compressors with star-delta switch as standard equipment

Type	Max.- pressure bar	Effective delivery volume m ³ /min	Motor output kW	Sound development in dB(A)*	Dimensions W x D x H mm	Connection capacity	Vessel l	Weight kg	Article no	€ plus VAT
A-RS TOP 5.5-7.5	7.5	0.86	5.5	7.5 / 64 / 60**	525 x 504 x 951	1/2"	-	141/153	207 5002	4,520.00
A-RS TOP 5.5-10	10	0.72	5.5	7.5 / 64 / 60**	525 x 504 x 951	1/2"	-	141/153	207 5002 10	4,520.00
A-RS TOP 5.5-13	13	0.57	5.5	7.5 / 64 / 60**	525 x 504 x 951	1/2"	-	141/153	207 5002 13	4,520.00
A-RS TOP 5.5-15	15	0.48	5.5	7.5 / 64 / 60**	525 x 504 x 951	1/2"	-	141/153	207 5002 15	4,520.00
A-RS TOP 7.5-7.5	7.5	1.18	7.5	10 / 64 / 60**	525 x 504 x 951	1/2"	-	145/157	207 5003	4,835.00
A-RS TOP 7.5-10	10	1.06	7.5	10 / 64 / 60**	525 x 504 x 951	1/2"	-	145/157	207 5003 10	4,835.00
A-RS TOP 7.5-13	13	0.86	7.5	10 / 64 / 60**	525 x 504 x 951	1/2"	-	145/157	207 5003 13	4,835.00
A-RS TOP 7.5-15	15	0.76	7.5	10 / 64 / 60**	525 x 504 x 951	1/2"	-	145/157	207 5003 15	4,835.00
A-RS TOP 11-7.5	7.5	1.76	11	15 / 70 / 66**	567 x 574 x 1255	3/4"	-	266/285	207 5004	5,985.00
A-RS TOP 11-11	11	1.50	11	15 / 70 / 66**	657 x 575 x 1255	3/4"	-	266/285	207 5004 10	5,985.00
A-RS TOP 11-13	13	1.16	11	15 / 70 / 66**	657 x 575 x 1255	3/4"	-	266/285	207 5004 13	5,985.00
A-RS TOP 11-15	15	0.93	11	15 / 70 / 66**	657 x 575 x 1255	3/4"	-	266/285	207 5004 15	5,985.00
A-RS TOP 15-7.5	7.5	2.24	15	20 / 70 / 66**	657 x 575 x 1255	3/4"	-	280/299	207 5005	6,515.00
A-RS TOP 15-11	11	1.96	15	20 / 70 / 66**	657 x 575 x 1255	3/4"	-	280/299	207 5005 10	6,515.00
A-RS TOP 15-13	13	1.51	15	20 / 70 / 66**	657 x 575 x 1255	3/4"	-	280/299	207 5005 13	6,515.00
A-RS TOP 15-15	15	1.24	15	20 / 70 / 66**	657 x 575 x 1255	3/4"	-	280/299	207 5005 15	6,515.00

*Emission sound pressure level as per PN8NTC.3 ** Optionally equipped with noise insulation enclosure

A-RS Series - Screw-type compressors from 18 to 30 kW

- Compact compressor stages, thereby eliminating cables and connection elements to known sources of interference
 - No separate oil separator vessel, no need for TÜV approval
 - Effective noise insulation enclosure, multiply borne on anti-vibration mounts, thus supporting low-noise and low-vibration deployment directly at the workplace
 - Automatic belt tensioner extends the V-belt service life
 - Components easily accessible for maintenance thanks to removable doors
 - High standard of quality through the use of standard components by German brand-name manufacturers
 - External microfilter separator
 - Service-friendly due to easily detachable side panels and optimum accessibility
 - Electro pneumatic control, star-delta protection circuit (as of 5,5 kW), full load-idle-intermittent operation
 - Ready-to-connect with ball valve
- Optionally with sense of rotation control by phase-sequence relay
Optionally available: AIRTRONIC electronic control with display



Fig. Model A-RS with optional AIRTRONIC control



Fig. Model A-RS standard equipment with front and side panels removed



· The optional AIRTRONIC control is a technically mature, smart and freely-programmable control system for entering, monitoring and visualising operation-critical parameters and features.

Accessories

Art. no.	Designation	€ plus VAT
204 1500	Surcharge AIRTRONIC control	370.00
204 1600	Option sense of rotation control	129.00
204 1700	Basic load distribution switch	129.00

A-RS Series - Screw-type compressors with star-delta switch as a factory standard

Type	Max.-pressure bar	Effective delivery volume m ³ /min	Motor output kW	PS	Sound development in dB(A)*	Dimensions W x D x H mm	Connection capacity	Vessel l	Weight kg	Article no	€ plus VAT
A-RS 18.5-7.5	7.5	2.91	18.5	25	71	1287 x 799 x 1296	1 1/4"	-	532	207 0318	8,570.00
A-RS 18.5-10	10	2.62	18.5	25	71	1287 x 799 x 1296	1 1/4"	-	532	207 0318 10	8,570.00
A-RS 18.5-13	13	2.20	18.5	25	71	1287 x 799 x 1296	1 1/4"	-	532	207 0318 13	8,570.00
A-RS 18.5-15	15	1.89	18.5	25	71	1287 x 799 x 1296	1 1/4"	-	532	207 0318 15	8,570.00
A-RS 22-7.5	7.5	3.46	22	30	71	1287 x 799 x 1296	1 1/4"	-	547	207 0322	9,090.00
A-RS 22-10	10	3.10	22	30	71	1287 x 799 x 1296	1 1/4"	-	547	207 0322 10	9,090.00
A-RS 22-13	13	2.66	22	30	71	1287 x 799 x 1296	1 1/4"	-	547	207 0322 13	9,090.00
A-RS 22-15	15	2.31	22	30	71	1287 x 799 x 1296	1 1/4"	-	547	207 0322 15	9,090.00
A-RS 1-30-7.5	7.5	4.38	30.0	40.0	71	1287 x 799 x 1296	1 1/4"	-	591	207 0831	9,830.00
A-RS 1-30-10	10	4.01	30.0	40.0	71	1287 x 799 x 1296	1 1/4"	-	591	207 0831 10	9,830.00
A-RS 1-30-13	13	3.52	30.0	40.0	71	1287 x 799 x 1296	1 1/4"	-	591	207 0831 13	9,830.00
A-RS 1-30-15	15	3.02	30.0	40.0	71	1287 x 799 x 1296	1 1/4"	-	591	207 0831 15	9,830.00
A-RS 2-30-7.5	7.5	5.05	30.0	40.0	74	1398 x 939 x 1580	1 1/4"	-	809	207 0832	13,390.00
A-RS 2-30-10	10	4.28	30.0	40.0	74	1398 x 939 x 1580	1 1/4"	-	809	207 0832 10	13,390.00
A-RS 2-30-13	13	3.76	30.0	40.0	74	1398 x 939 x 1580	1 1/4"	-	809	207 0832 13	13,390.00
A-RS 2-30-15	15	3.40	30.0	40.0	74	1398 x 939 x 1580	1 1/4"	-	809	207 0832 15	13,390.00

*Emission sound pressure level as per PN8NTC2.3

A-RSDK TOP Series - with a refrigeration dryer on the horizontal compressed air vessel

· See page 87 for a description of the A-RS TOP Series

Special features A-RSDK TOP Series:

- With add-on refrigeration dryer as factory standard
- on horizontal compressed air vessel
- Permanent protection against corrosion thanks to hot dip galvanised pressure vessel with 15 year guarantee against corrosion penetration
- With an easily accessible hand hole on the compressed air vessel to ensure easy access for maintenance and TÜV audits

Model A-RSDK TOP
with horizontal compressed air vessel and add-on refrigeration dryer as a factory standard



· The optional AIRTRONIC control is a technically mature, smart and freely-programmable control system for entering, monitoring and visualising operation-critical parameters and features.

Accessories

Art. no.	Designation	€ plus VAT
204 1500	Surcharge AIRTRONIC control	370.00
204 1600	Option sense of rotation control	129.00
204 1700	Basic load distribution switch	129.00
204 1901	Noise insulation box for A-RS TOP 3.0 - 7.5 kW	295.00

A-RSDK TOP Series - Screw-type compressors with star-delta switch and refrigeration dryer on a horizontal, galvanized compressed air vessel

Type	Max.- pressure bar	Effective delivery volume m ³ /min	Motor output		Sound development in dB(A)*	Dimensions in mm W x D x H	Connection	Vessel capacity l	Weight kg	Article no	€ plus VAT
			kW	PS							
A-RSDK TOP 5.5-7.5	7.5	0.86	5.5	7.5	60	1410 x 570 x 1511	1/2"	250	265	207 5012	7,155.00
A-RSDK TOP 5.5-10	10	0.72	5.5	7.5	60	1410 x 570 x 1511	1/2"	250	265	207 5012 10	7,155.00
A-RSDK TOP 5.5-13	13	0.57	5.5	7.5	60	1410 x 570 x 1511	1/2"	250	265	207 5012 13	7,155.00
A-RSDK TOP 5.5-15	15	0.48	5.5	7.5	60	1410 x 570 x 1511	1/2"	250	265	207 5012 15	7,155.00
A-RSDK TOP 7.5-7.5	7.5	1.18	7.5	10	60	1410 x 570 x 1511	1/2"	250	270	207 5013	7,605.00
A-RSDK TOP 7.5-10	10	1.06	7.5	10	60	1410 x 570 x 1511	1/2"	250	270	207 5013 10	7,605.00
A-RSDK TOP 7.5-13	13	0.86	7.5	10	60	1410 x 570 x 1511	1/2"	250	270	207 5013 13	7,605.00
A-RSDK TOP 7.5-15	15	0.76	7.5	10	60	1410 x 570 x 1511	1/2"	250	270	207 5013 15	7,605.00

*Emission sound pressure level as per PN8NTC2.3

Pressure vessel arrays - for up to 400 litres of additional air supply without the need for TÜV approval

Maximum pressure vessel capacity on minimum footprint - the space-saving solution

- Pressure vessel arrays available as 2x and 4x arrays
- All pressure vessel arrays available as a 13 bar variant with 75 l containers
- Enabling the second compressed air vessel doubles the pressure vessel volume, thus creating a greater compressed air reserve
- Helps to cover short-term peaks in compressed air requirements
- If required, individual compressed air vessels

can be shut-off from the compressed air supply using ball valves; this decreases the volume of the pressure vessel, thus building up the pressure faster

- **TÜV-free - ZÜS type approval** of both the 10 bar and 13 bar versions removes the need for TÜV approval
- Any installation and recurring tests can thus be performed by a qualified person
- Applies to Germany only
- Pressure vessel hot-dip galvanised inside and

out, **15 years guarantee on the pressure vessel against corrosion perforation**

- All pressure vessel arrays can be easily moved with a pallet truck



The air reserve of a compressor with a 100 l pressure vessel is expandable up to 500 litres using of Aircraft pressure vessel arrays
TÜV-free



AIRPROFI 853/100/10 H

- connected via an optional flexible armoured hose with a double pressure vessel array **KB 2 x 100/10**
- Pressure vessel arrays can be moved easily with a pallet truck



KB 4x100/10

Figure shows standard scope of delivery

	10 bar	13 bar	10 bar	13 bar
Model	KB 2x100/10	KB 2x75/13	KB 4x100/10	KB 4x75/13
Article no.:	250 2102	250 2132	250 2104	250 2134
€ plus VAT	1,050.00	1,180.00	1,730.00	1,980.00

Technical data

Number of vessels	2	2	4	4
Vessel capacity	2 x 100 l	2 x 75 l	4 x 100 l	4 x 75 l
Maximum pressure	10 bar	13 bar	10 bar	13 bar
Vessel connection	3/4"	3/4"	3/4"	3/4"
Dimensions (LxWxH) in mm	420x900x1510	420x900x1480	900x900x1510	900x900x1480

Optional equipment

Optional equipment	Article no.	€ plus VAT
Connection set BEKOMAT/ÖWAMAT		
Scope of delivery:		
Öwamat 10, Bekomat 31, all parts for connecting to the respective pressure vessel arrays, including assembly ex works		
Connection kit BEKOMAT/ÖWAMAT to KB2x100 / KB2x75	250 4150	609.00
Connection kit BEKOMAT/ÖWAMAT to KB4x100 / KB4x75	250 4151	659.00

- For important information and our full range of condensate treatment systems, refer to the chapter Compressed air treatment on p. Seite 96 ff.

Figure below: KB 4x100/10

Figure shows accessories: (1) Condensate conditioner with feed line, (2) automatic condensate drain with (3) flexible hoses as feed lines and (4) microfilter



Compressed air vessels up to 100 l, zinc-coated

- with a full set of sleeves for assembly on fittings, inlets and outlets
- hot-dip galvanised inside and out, horizontal



Figure shows a 50 l compressed air vessel, 10 bar with bracket, Art. no. 250 0053

Type	Pressure	Vessel capacity	Vessel connections	Type	Dimensions (LxWxH)	Weight	Art. no.	€ plus VAT
	bar	l	in inches		mm			
DB VZ 50/10 H K	10	50	3 x 1/2", 2 x 3/8"	with bracket	800 x 320 x 395	26	250 0053	239.00
DB VZ 75/13 H K New	13	75	1 x 2", 1 x 3/4", 1 x 1/2", 2 x 3/8"	with bracket	885 x 360 x 450	36	250 0112	449.00
DB VZ 100/10 H K	10	100	1 x 3/4", 2 x 1/2", 2 x 3/8"	with bracket	1098 x 360 x 450	37	250 0103	365.00
DB VZ 100/10 H	10	100	1 x 3/4", 2 x 1/2", 2 x 3/8"	without bracket	1098 x 360 x 450	36	250 0105	260.00

Compressed air vessels in line with AD 2000/without fitting set/11 and 16 bar

- Hot-dip galvanised inside and out
- Built as per EC Directive 87/404/EEC or PED 97/23/EC - AD 2000, module: H/H 1
- Operating conditions as per AD 2000 - S1 (10/2000) = start-up and ramp-down and 20% pressure fluctuation range

New



upright version

Type	Pressure	Vessel capacity	Vessel connections	Manual/Manhole	Dimensions (LxWxH)	Weight	Art. no.	€ plus VAT
	bar	l	in inches		mm			
DB VZ 250/11 V	11	250	2 x 1 1/2", 4 x 1 1/4", 1 x 1", 2 x 1/2"	Recess	630 x 590 x 1370	110	250 0625	750.00
DB VZ 250/16 V	16	250	2 x 1 1/2", 4 x 1 1/4", 1 x 1", 2 x 1/2"	Recess	630 x 590 x 1370	120	250 0825	890.00
DB VZ 500/11 V	11	500	2 x 1 1/2", 4 x 1 1/4", 1 x 1", 2 x 1/2"	Recess	690 x 640 x 1950	150	250 0650	1,090.00
DB VZ 500/16 V	16	500	2 x 1 1/2", 4 x 1 1/4", 1 x 1", 2 x 1/2"	Recess	690 x 640 x 2000	180	250 0850	1,250.00
DB VZ 750/11 V	11	750	2 x 1 1/2", 4 x 1 1/4", 1 x 1", 2 x 1/2"	Recess	850 x 800 x 2060	200	250 0675	1,430.00
DB VZ 750/16 V	16	750	2 x 1 1/2", 4 x 1 1/4", 1 x 1", 2 x 1/2"	Recess	850 x 800 x 2060	275	250 0875	1,490.00
DB VZ 1000/11 V	11	1000	1 x 1", 1 x 1 1/2", 4 x 2", 3 x 1/2"	Recess	920 x 850 x 2380	315	250 0680	1,620.00
DB VZ 1000/16 V	16	1000	1 x 1", 1 x 1 1/2", 4 x 2", 3 x 1/2"	Recess	920 x 850 x 2380	380	250 0880	2,050.00
DB VZ 2000/11 V	11	2000	2 x 2", 4 x 2 1/2", 3 x 1/2"	Recess	1220 x 1130 x 2530	500	250 0700	3,200.00
DB VZ 2000/16 V	16	2000	2 x 1", 4 x 2 1/2", 3 x 1/2"	Recess	1220 x 1130 x 2520	620	250 0900	4,090.00
DB VZ 5000/11 V	11	5000	4 x 2 1/2", 2 x 1", 3 x 1/2"	Manhole	1520 x 1440 x 3730	1070	250 0730	7,500.00
DB VZ 5000/16 V	16	5000	4 x 2 1/2", 2 x 2", 3 x 1/2"	Manhole	1520 x 1520 x 3740	1430	250 0930	8,500.00

This execution

Type	Pressure	Vessel capacity	Vessel connections	Manual/Manhole	Dimensions (LxWxH)	Weight	Art. no.	€ plus VAT
	bar	l	in inches		mm			
DB VZ 250/11 H	11	250	2 x 1 1/2", 3 x 1/2"	Recess	1490 x 570 x 640	100	250 0626	750.00
DB VZ 250/16 H	16	250	2 x 1 1/2", 3 x 1/2"	Recess	1500 x 570 x 670	120	250 0826	890.00
DB VZ 500/11 H	11	500	2 x 1 1/2", 1 x 1 1/4", 2 x 1/2"	Recess	1870 x 670 x 710	150	250 0651	1,090.00
DB VZ 500/16 H	16	500	2 x 1 1/2", 1 x 1 1/4", 2 x 1/2"	Recess	1870 x 670 x 740	150	250 0851	1,250.00
DB VZ 750/11 H	11	750	2 x 1 1/2", 1 x 1 1/4", 2 x 1/2"	Recess	1950 x 820 x 860	210	250 0676	1,430.00
DB VZ 750/16 H	16	750	2 x 1 1/2", 1 x 1 1/4", 2 x 1/2"	Recess	1950 x 820 x 890	280	250 0876	1,490.00
DB VZ 1000/11 H	11	1000	2 x 1 1/2", 1 x 1 1/4", 2 x 1/2"	2 x recess	2220 x 870 x 900	300	250 0681	1,620.00
DB VZ 1000/16 H	16	1000	2 x 1 1/2", 1 x 1 1/4", 2 x 1/2"	2 x recess	2220 x 870 x 940	380	250 0881	2,050.00
DB VZ 2000/11 H	11	2000	4 x 2", 1 x 1" 1 x 3/4", 2 x 1/2"	2 x recess	2370 x 1100 x 1360	480	250 0701	3,200.00
DB VZ 2000/16 H	16	2000	4 x 2", 1 x 1" 1 x 3/4", 2 x 1/2"	2 x recess	2370 x 1100 x 1360	620	250 0901	4,090.00
DB VZ 5000/11 H	11	5000	2 x 2", 2 x 1 1/2", 1 x 1", 1 x 3/4", 2 x 1/2"	Manhole	3560 x 1400 x 1650	1020	250 0731	7,500.00
DB VZ 5000/16 H	16	5000	2 x 2", 2 x 1 1/2", 1 x 1", 1 x 3/4", 2 x 1/2"	Manhole	3560 x 1400 x 1650	1360	250 0931	8,500.00

Fitting sets

(Safety valve, pressure gauge, three-way control valve with test flange, drain tap)

New

Use with pressure vessel size	Pressure (bar)	Compressed air connection	Article no.:	€ plus VAT
up to 750 litres	11	1/2"	250 0611	109.00
as of 1000 litres	11	1"	250 0612	145.00
up to 750 litres	16	1/2"	250 0616	109.00
as of 1000 litres	16	1"	250 0617	145.00



Components for compressed air systems

Compressed air energy savers - saves compressed air and energy

- Shuts off the compressed air vessel from the remaining air network at the end of the working day; this means that the compressed air content stays in the vessel
- Opens automatically at the preset shift start, and shuts-off at the end of the shift
- Multiple shifts can be configured daily thanks to microprocessor control and 7 day timer program
- Slow 90 ° ball valve rotation in 30 seconds for G1, or 105 seconds for G2 avoids backlash on opening and closing
- With FPM seals and stainless steel balls
- Brass nickel-plated valve body
- 24 hour timer display
- Operating temperature: 0°C to 60°C
- Operating voltage: 115 V or 240 V AC/DC 50/60 Hz
- Power consumption: 7 W during cycle switch
- Max. temperature: 50°C ambient temperature, 100°C medium temperature
- Pressure range: 0 to 16 bar
- Protection class: IP 54



Energy saver G1



Energy saver G2

Type	Article no.:	€ plus VAT
Energy saver G1, connection: IT 1"	215 0001	219.00
Energy saver G2, connection: IT 2"	215 0003	479.00

Remote control option for Aircraft energy savers

- matches Art. nos. 21 0001 and 215 0003



Type	Article no.:	€ plus VAT
Remote control with 5 m cable	215 0002	139.00

Ball valves

Suitable for compressed air with full free passage
Temperature resistant from -20 °C to +180 °C



Type	Article no.:	€ plus VAT
R 3/8" IT x 3/8" IT	250 7710	5.10
R 3/8" IT x 3/8" OT	250 7711	6.50
R 1/2" IT x 1/2" IT	250 7712	7.90
R 1/2" IT x 1/2" OT with lever	250 7713	6.20
R 1/2" IT x 1/2" OT with knob	250 7714	6.20
R 3/4" IT x 3/4" IT	250 7715	9.50
R 3/4" IT x 3/4" OT	250 7716	9.90
R 1" IT x 1" IT	250 7720	19.60
R 1 1/4" IT x 1 1/4" IT	250 7725	23.90
R 1 1/2" IT x 1 1/2" IT	250 7730	34.50

Electromagnetic start-up relief 24 V AC

- For compressors with 4 kW start-up draw and start-delta switch



Type	Article no.:	€ plus VAT
normally closed	250 6015	89.00
normally open New	250 6017	99.00

Noise-insulation for electromagnetic start-up relief New

- Made of sintered bronze



Type	Article no.:	€ plus VAT
Sound absorber 3/8"	240 7420	4.40

Star-delta switch 400 Volt

Ready for connection, fully wired in wall mounting cabinet

- Incl. connecting cable to compressor
- Housing lockable, protection class IP 54
- With operating hour counter
- Operations on compressor only with with electromagnetic start-up valve, Article no. 2506015, normally closed, 24 volt AC



Type	Article no.:	€ plus VAT
Star-delta switch 400 Volt for 5,5 and 7,5 kW motors	250 6010	595.00
Star-delta switch 400 Volt for 11 kW motors	250 6011	769.00

AIRCRAFT Tandem control New

For time-delayed switching on and off of two compressors

- During maintenance of one compressor unit, the compressor can continue running with a single compressor unit
- Control principle: time delay setting, one overload relay per motor, one operating hours display per compressor, separate shutdown of the two compressors



Type	Article no.:	€ plus VAT
Tandem control	250 6013	649.00

AIRCRAFT base load cyclic load control New

- For controlling two compressors each with an output of 4.0 or 5.5 kW
- Cyclic changes of basic and peak-load compressor
- Two operating hour counters integrated
- Actual pressure value measured by pressure sensor 0 - 16 bar
- Adjustable motor circuit breaker
- Adjustable switch-on pressure
- Including control for relief valve 24 V DC (e.g., solenoid valve, Art no. 250 6016, solenoid valves not included in scope of delivery)
- Including connection option for safety switch (e.g. Condor MDR2 Art. no. 250, 6214, pressure switch not included in scope of delivery)



Type	Article no.:	€ plus VAT
Base load cyclic load control	250 6020	1,499.00

Pressure switch CONDOR

- Switch-off pressure configurable, incl. motor circuit breaker insert
- With 3-pole disconnecting on/off switch and start-up relief valve



Type	Article no.:	€ plus VAT
MDR 2/11 bar, pressure vessel connection 3/8", 3 x 1/4" horizontal with AEV2S relief valve	250 6214	28.00
MDR 4/16/8-16 bar, incl. relief valve, 4 x 1/4" connection, preset to 7.8 to 9.8 bar, adjustable up to 16 bar at 400 V Max 16 amp.	250 6300	30.00
MDR 3/11 bar / 4 - 6.3 Amp., connections 3 x 1/4" horizontal, 1 x 3/8" vertical incl. relief valve	250 6303	89.00
MDR 3/11 bar / 6.3-10 Amp., connections 3 x 1/4" horizontal, 1 x 3/8" vertical incl. relief valve	250 6304	89.00
MDR 3/11 bar / 10-16 Amp., connections 3 x 1/4" horizontal, 1 x 3/8" vertical incl. relief valve	250 6305	89.00

Hood with operating hour counter for pressure switch


Type	Article no.:	€ plus VAT
matches CONDOR MDR 3 model	250 6301	49.00

Motor circuit breaker


Type	Article no.:	€ plus VAT
Motor circuit breaker 2-phase, 4 Amp.	250 6504	18.50
Motor circuit breaker 2-phase, 7 Amp.	250 6507	18.50
Motor circuit breaker 2-phase, 10 Amp.	250 6510	27.50
Motor circuit breaker 1-phase, 10 Amp.	250 6610	9.90
Motor circuit breaker 1-phase, 12 Amp.	250 6612	9.90
Motor circuit breaker 1-phase, 14 Amp.	250 6614	9.90

Pressure gauge


Type	Article no.:	€ plus VAT
Ø 40 mm, 1/8" rear, 10 bar	231 6003	6.50
Ø 50 mm, 1/8" side, 10 bar	250 6451	6.50
Ø 50 mm, 1/4" side, 10 bar	250 6452	6.50
Ø 50 mm, 1/4" rear, 16 bar	250 6450	6.50
Ø 63 mm, 1/4" rear, 10 bar	250 6460	7.90
Ø 63 mm, 1/4" rear, 15 bar	250 6465	9.90

Safety valve category 4


Type	Article no.:	€ plus VAT
10 bar 1/4" CE 97/23	250 7210	18.00
15 bar 1/4" CE 97/23	250 7215	18.00
10 bar 3/8" CE 97/23	250 7121	24.00
15 bar 3/8" CE 97/23	250 7124	24.00

Condensate drain valve


Type	Article no.:	€ plus VAT
1/4"	250 7307	2.50
3/8"	250 7310	2.70

Non-return valves with connection for 6 mm relief line


Type	Article no.:	€ plus VAT
RS valve 1/2" OT x 3/8" OT	250 7510	9.90
RS valve 1/2" OT x 1/2" OT	250 7512	12.50
RS valve 3/4" OT x 3/4" OT	250 7516	20.50

Components for compressed air systems

Flexible hoses



Type	Article no.:	€ plus VAT
3/8" x 400	250 7610	6.90
3/8" x 500	250 7611	7.50
1/2" x 500	250 7615	9.50
1/2" x 1500	250 7617	19.00
3/4" x 300	250 7619	9.00
3/4" x 550	250 7621	15.00
3/4" x 630	250 7622	15.00
3/4" x 800	250 7624	19.00
3/4" x 1500	250 7625	29.00
1" x 1500 hydraulic line	250 0195	195.00
1" 1/4 x 1500 hydraulic line	250 0196	250.00
1" 1/2 x 1500 hydraulic line	250 0199	305.00

Teflon sealing tape



Type	Article no.:	€ plus VAT
12 m x 12 mm x 0.1 mm, 60 g/m ² (PU 10)	250 0020	9.90/PU

Screw lock

· medium tight for gap 0.05 - 0.25



Type	PU	Article no.:	€ plus VAT
Screw lock 10 g	10	250 0022	8.90
Screw lock 50 g	1	250 0023	25.90
Screw lock 250 g	1	250 0024	65.90

Rubber anti-vibration elements for supporting pressure vessels, power units, etc.



Type	Article no.:	€ plus VAT
SE 1 - 120 x 32 x 100 mm / M 12, 1 pc.	338 1012	23.00
SE 2 - 100x38 mm/M10 with single-sided thread, 1 pc.	250 5640	12.50
SE 3 - 70x38 mm/2xM10, with double-sided thread, 1 pc.	250 5650	13.90
SE 4 - 30x20 mm/2xM8 with double-sided thread, 1 pc.	250 5630	3.50

Impellers



Type	Article no.:	€ plus VAT
Steering roller with metal brake	250 5562	8.40
PU foam wheel 260 x 20, puncture-proof	250 5629	18.00
Starlock cap 20 mm	250 5505	1.40

Safety grille metal



Type	Article no.:	€ plus VAT
570 x 780 (matches stationary models)	250 1211	95.00
380 x 600 (matches 50 l vessel)	250 1215	49.00
470 x 730 (matches 100 l vessel)	250 1218	79.00

Oils



Type	Article no.:	€ plus VAT
Special oil for piston type compressors, 1 l	250 0012	9.90
Special oil for piston type compressors, 5 l	250 0015	40.90
Special oil for Rotal compressors, 1 l	250 0017	12.90
RotEnergyPlus oil, 46 cSt - 1 canister 3.75 l	0600000018	59.00
RotEnergyPlus oil, 46 cSt - 1 canister 18.5 l	0600000017	279.00

Motors



Type	Article no.:	€ plus VAT
1.5 kW/230 V with motor circuit breaker	250 2151	189.00
1.5 kW/400 V with motor circuit breaker	250 2153	209.00
1.8 kW/230 V with motor circuit breaker	250 2181	209.00
1.8 kW/ 400 V	250 2183	229.00
2.2 kW/230 V with motor circuit breaker	250 2221	239.00
2.2 kW / 400 V	250 2222	259.00
3.0 kW / 400 V	250 2302	295.00
4.0 kW/400 V with motor circuit breaker	250 2403	399.00
4.0 kW / 400 V	250 2402	399.00
5.5 kW / 400 V	250 2553	479.00
7.5 kW / 400 V	250 2753	535.00
11 kW / 400 V	250 2853	949.00

V-belt pulley



Type	Article no.:	€ plus VAT
A 120 x 24	250 4120	19.00
SPZ 120 x 28	250 4122	19.00
SPB 130 x 28	250 4131	37.00
SPZ 130 x 28	250 4132	22.00
A 140 x 24	250 4140	28.00
SPZ 170 x 28	250 4172	35.00
SPB 180 x 28	250 4181	39.00
SPB 200 x 28	250 4201	45.00
A 125 x 19	250 5125	29.90
A 150 x 19	250 5150	25.00
A 160 x 28 dual-groove	250 5160	49.80
A 170 x 24	250 5170	45.00
A 180 x 28 dual-groove	250 5180	50.00

Toothed v-belt



Type	Article no.:	€ plus VAT
AX 53 13x1346 (A350/400 230 V)	250 5353	9.90
AX 54 13x1375 (A320/400/Gamma 603)	250 5354	10.50
AX 60	250 5360	11.50
AX 62 13x1575 (A 603)	250 5362	11.50
AX 70 13x1775 (A 723/823)	250 5370	13.00
SPZ 170 x 28	250 4172	35.00



BK 120



BKV 30



VKM-362 3M oil-free

Compressor with fan wheel

Type	Vacuum performance l/min	required motor kW	Speed rpm	Pressure bar	Cylinders/ stages	Art. no.	€ plus VAT
MK 102	320	1.8	1420	10	2/1	250 1302	265.00
MK 103	365	2.2	1370	10	2/1	250 1303	289.00
MK 113	556	4	1440	10	2/1	250 1312	395.00
BK 119	820	5.5	1215	10	2/2	250 1319	689.00
BK 120	1080	7.5	1100	10	2/2	250 1321	948.00
BKV 30 New	1660	11	1140	10	4/2	250 1182	2,075.00

Compressor with directly flanged motor incl. fan wheel

Type	Vacuum performance l/min	required motor kW	Speed rpm	Pressure bar	Cylinders/ stages	Art. no.	€ plus VAT
VKM 362 3M	310	2.2	1420	10	2/1	250 1330	599.00
VKM 320 3M oil-free	310	2.2	1420	10	2/1	250 1340	799.00

Wear parts for compressors **New**

Compressor	Wear part	Article no.:	€ plus VAT	Compressor	Wear part	Article no.:	€ plus VAT
MK 102	Valve plate	0413149080	35.55	BK 120	Valve plate	0413146019	399.00
	Air filter	0017024000	1.95		Air filter	0017078000	29.50
	Seal kit	0213169001	32.68		Seal kit	0213190000	81.55
MK 103	Valve plate	0413167005	35.55	BK 119, 120	safety valve, normal pressure stage	0047002000	8.80
	Air filter	0017003000	1.50	BK 119, 120	safety valve, normal pressure stage	0047086000	8.90
	Seal kit	0213167002	34.32	VKM 362 3M	Valve plate	0116091040	47.00
MK 113	Valve plate	0413164006	75.90	Seal kit	0216057001	34.50	
	Air filter	0017003000	1.95	Air filter	0116091018	1.00	
	Seal kit	0213164002	39.80	VKM 320 3M Oil-free	Valve plate	0413175002	10.00
MK 102, 103, 113	start-up relief valve	0011158000	5.60	Seal kit	0216H10001	24.20	
BK 119	Valve plate	0413153004	76.30	Air filter	0116091018	1.00	
	Air filter	0113178013	15.80				
	Seal kit	0213153020	39.70				

Compressed air quality classes as per DIN ISO 8573

The compressed air quality classes according to DIN ISO 8573-1 make it easier for users to define their requirements and select conditioning components. The standard is based on the manufacturer's specifications, which define permissible limits with respect to compressed air purity for plant and machinery.

The DIN ISO 8573-1 standard defines the classes of the air quality in terms of:

Oil content

Specification of the residual aerosols and hydrocarbons which may be present in the compressed air.

Particle size and density

Specification of the size and concentration of solid particles which may be contained in the compressed air.

Pressure dew point

Specification of the temperature to which it is possible to cool the compressed air without the water vapour contained in it condensing. The pressure dew point varies with the air pressure.

Class	Particles (dirt)		Water (condensate)		Oil
	Particle size in μm , max.	Particle density in mg/m^3 , max.	Pressure dew point in $^{\circ}\text{C}$	Water content in g/m^3	Residual oil content in mg/m^3
0	< 0.1	< 0.1	< -70 $^{\circ}\text{C}$	< 0.003	< 0.01
1	0.1	0.1	-70 $^{\circ}\text{C}$	0.003	0.01
2	1	1	-40 $^{\circ}\text{C}$	0.11	0.1
3	5	5	-20 $^{\circ}\text{C}$	0.88	1
4	15	15	+3 $^{\circ}\text{C}$	6	5
5	40	40	+7 $^{\circ}\text{C}$	7.8	25
6	> 40	> 40	+10 $^{\circ}\text{C}$	9.4	> 25
7	-	-	> +10 $^{\circ}\text{C}$	> 9.4	-



AIRCRAFT air filters and water traps

Compressed air filters are used for highly efficient removal of solid particles, water, oil, aerosols, hydrocarbons, odours and vapours from compressed air systems. In order to achieve the required quality of compressed air, filters that remove all types of solid and liquid contaminants from the compressed air in various stages, are installed in the compressed air line.

Your benefits thanks to improve compressed air quality:

- Reliable filtration of liquids such as water and aerosols as well as particles, dust and gases
- Better working and production conditions
- Optimum protection of connected equipment and tools
- Improved product quality due to substantial decrease in rejects
- Protects the compressed air system against contamination
- Increased productivity by reducing immediate air supply



Degrees of filtration

1



Water trap

2



Pre-filters/Microfilters

3



Micro filter

4



Activated carbon filter element

Description

Characteristic values

Filtration type


Application

	Water trap	Pre-filters/Microfilters	Micro filter	Nanofilters	Activated carbon filter element
	> 98% >100µm Deposition (drops)	1 µm Deposition (coarse particles) Reduction of liquid fraction	0.1 µm Deposition (Fines) < 0.1 mg/m ³ Residual oil content (Liquid oil)	0.01 µm Deposition (Fines) 0.01 mg/m ³ Residual oil content (Liquid oil)	Deposition (Oily aerosols) 0.005 mg/m ³ Residual oil content (Oil vapour)
	Water separation	Wet and dry filtration	Wet and dry filtration	Wet and dry filtration	Oil vapour adsorption
	Removal of larger amounts of liquids, e.g., downstream of coolers	Removal of moderate amounts of fine solid or liquid contaminants such as finer dust, smaller droplets and aerosols	Removal of small amounts of microscopic solid or liquid contaminants such as micro-dusts, oil mist, aerosols In case of an occurrence of dirt in conjunction with an upstream coarse or microfilter	Removal of small amounts of microscopic solid or liquid contaminants such as micro-dusts, oil mist, aerosols In case of an occurrence of dirt in conjunction with an upstream micro-filter or nanofilter	Removal of small amounts of gaseous contaminants, especially oil vapour Upstream microfilters or nanofilters required With integrated microfilter



AIRCRAFT cyclone separator ACKL

- For highly efficient separation of large quantities of condensate from compressed air and vacuum systems
- Installed between the compressor and pressure vessel
- Filter housing made of aluminium with anodised interior
- Separation of condensate (water, oil) and dirt particles by centrifugal acceleration of the compressed air
- The condensate is separated via the water trap through the standard condensate drain with float valve
- Electronic condensate drain retrofittable



Condensate drain AOK 20 B



Condensate (oil, water)

Cyclone ACKL - max. operating pressure 16 bar, operating temperature from 1.5 to 65 °C

Model	Volume flow		Air connection	Height in mm	Width in mm	Filter cpl. Art. no.	€ plus VAT
	m ³ /h	l/min.					
	7 bar*						
ACKL 0120B	120	1980	3/8"	247	88	205 3010	158.00
ACKL 0155B	155	2557	1/2"	247	88	205 3012	166.00
ACKL 0235B	235	3877	3/4"	337	88	205 3014	185.00
ACKL 0365B	365	6022	1"	363	125	205 3016	229.00
ACKL 0770B	770	12705	1 1/2"	601	125	205 3018	247.00

* In case of a deviating operating pressure, please multiply the specified volume flow by the appropriate correction factor

AIRCRAFT compressed air filters - optimal air quality for all applications

Compressed air filters are used for highly efficient removal of solid particles, water, oil, aerosols, hydrocarbons, odours and vapours from compressed air systems.

In order to achieve the required quality of compressed air, filters that remove all types of solid and liquid contaminants from the compressed air in various stages, are installed in the compressed air line.

Your benefits thanks to improve compressed air quality:

- Reliable filtration of liquids such as water and aerosols as well as particles, dust and gases
- Better working and production conditions
- Optimum protection of connected equipment and tools
- Improved product quality due to substantial decrease in rejects
- Protects the compressed air system against contamination
- Increased productivity by reducing immediate air supply



Prefilter/Microfilter AFF Model Series

For separating solid impurities up to **1 µm**. Residual oil aerosol content of up to **0.1 mg/m³** at 20 °C and 1 bar, absolute compressed air quality as per ISO 8573-1.

For safe separation of condensate and particles
Complete with filter element and float valve

Model	Volume flow		Air connection	Height in mm	Width in mm	Filter cpl. Art. no.	€ plus VAT	Replacement filter element Art. no.	€ plus VAT
	m ³ /h	l/min.							
	16 bar*								
AFF 0060	60	990	3/8"	187	88	205 3230	119.00	205 3231	25.00
AFF 0078	78	1300	1/2"	187	88	205 3232	131.00	205 3233	30.00
AFF 0120	120	1980	3/4"	257	88	205 3234	152.00	205 3235	39.00
AFF 0198	198	3280	1"	263	125	205 3236	199.00	205 3237	49.00
AFF 0335	335	5580	1"	363	125	205 3238	230.00	205 3239	69.00
AFF 0510	510	8500	1 1/2"	461	125	205 3240	269.00	205 3241	83.00

* In case of a deviating operating pressure, please multiply the specified volume flow by the appropriate correction factor

1µm microfilter



Condensate drain AOK 16 B

ASF Microfilter Model Range


For separating solid impurities up to **0.1 µm**. Residual oil aerosol content of up to **0.01 mg/m³** at 20 °C and 1 bar, absolute compressed air quality as per ISO 8573-1.

For safe separation of condensate and particles
Complete with filter element and float valve

Model	Volume flow		Air connection	Height in mm	Width in mm	Filter cpl. Art. no.	€ plus VAT	Replacement filter element Art. no.	€ plus VAT
	m ³ /h	l/min.							
	16 bar*								
ASF 0060	60	990	3/8"	187	88	205 3330	119.00	205 3331	25.00
ASF 0078	78	1300	1/2"	187	88	205 3332	131.00	205 3333	30.00
ASF 0120	120	1980	3/4"	257	88	205 3334	152.00	205 3335	39.00
ASF 0198	198	3280	1"	263	125	205 3336	199.00	205 3337	49.00
ASF 0335	335	5580	1"	363	125	205 3338	230.00	205 3339	69.00
ASF 0510	510	8500	1 1/2"	461	125	205 3340	269.00	205 3341	83.00

* In case of a deviating operating pressure, please multiply the specified volume flow by the appropriate correction factor

0.1µm nanofilter



Condensate drain AOK 16 B

ANF Model Range Nanofilters

for separation of solid impurities up to **0.01 µm**. Residual oil aerosol content of up to **0.001 mg/m³** at 20 °C and 1 bar, absolute compressed air quality as per ISO 8573-1.

For safe separation of condensate and particles
Complete with filter element and float valve

Model	Volume flow		Air connection	Height in mm	Width in mm	Filter cpl. Art. no.	€ plus VAT	Replacement filter element Art. no.	€ plus VAT
	m³/h	l/min.							
	16 bar*								
ANF 0060	60	990	3/8"	187	88	205 3430	119.00	205 3431	25.00
ANF 0078	78	1300	1/2"	187	88	205 3432	131.00	205 3433	30.00
ANF 0120	120	1980	3/4"	257	88	205 3434	152.00	205 3435	39.00
ANF 0198	198	3280	1"	263	125	205 3436	199.00	205 3437	49.00
ANF 0335	335	5580	1"	363	125	205 3438	230.00	205 3439	69.00
ANF 0510	510	8500	1 1/2"	461	125	205 3440	269.00	205 3441	83.00

* In case of a deviating operating pressure, please multiply the specified volume flow by the appropriate correction factor

Nanofilter 0.01 micron



Condensate drain AOK 16 B

AAF model range activated carbon filters

for separating oil vapours, odours and flavours by adsorption, and solid particles in a second stage. Residual oil vapour content of up to **0.003 mg/m³** at 20 °C and 1 bar, absolute compressed air quality as per ISO 8573-1.


For highest quality compressed air, for example, breathing air, in analysis technology or beverage bottling

- Purest air in conjunction with upstream microfilter
- With filter element and manual drain

Model	Volume flow		Air connection	Height in mm	Width in mm	Filter cpl. Art. no.	€ plus VAT	Replacement filter element Art. no.	€ plus VAT
	m³/h	l/min.							
	16 bar*								
AAF 0060	60	990	3/8"	187	88	205 3530	119.00	205 3531	25.00
AAF 0078	78	1300	1/2"	187	88	205 3532	131.00	205 3533	30.00
AAF 0120	120	1980	3/4"	257	88	205 3534	152.00	205 3535	39.00
AAF 0198	198	3280	1"	263	125	205 3536	199.00	205 3537	49.00
AAF 0335	335	5580	1"	363	125	205 3538	230.00	205 3539	69.00
AAF 0510	510	8500	1 1/2"	461	125	205 3540	269.00	205 3541	83.00

* In case of a deviating operating pressure, please multiply the specified volume flow by the appropriate correction factor

0.003 µm activated carbon filter



MCD Condensate drain

Correction factors for ACKL, AFF, ASF, ANF and AAF water traps and compressed air filters

In case of a deviating operating pressure, please multiply the specified volume flow by the appropriate correction factor

Operating pressure bar	2	3	4	5	6	7	8	9	10	11	12	13	14	15	16
Correction factors	0.38	0.50	0.63	0.75	0.88	1.00	1.13	1.25	1.38	1.50	1.63	1.75	1.88	2.00	2.13

Accessories



You will find a large selection of condensate drains on pages 104 - 105 of this catalogue.

Differential pressure display PD 16

- For analysing the pressure drop caused by the filter element in the compressed air system; replace the filter element when the indicator shows red max. operating pressure 16 bar, operating temperature from 1.5 to 65 °C



Type	Article no.:	€ plus VAT
PD 16	205 3060	21.00

MDM 60 series differential pressure gauge

- Shows whether the filter element is still fully functional or needs to be replaced - replacement of the filter element is recommended in case of a pressure drop of 0.6 bar (start of red area on the display)
- For assembly on the top filter cover
- max. operating pressure 16 bar, operating temperature from 1.5 to 65 °C



MDM 60



MDM 60 E



MDM 60 C

Type	Article no.:	€ plus VAT
MDM 60	205 3062	49.00
MDM 60 E with LED alarm, battery-operated (battery included in scope of delivery)	205 3064	85.00
MDM 60 C with zero-potential alarm contact	205 3066	68.00

Wall-mounting sets for water traps and filters

- For mounting one or multiple connected filters on a wall



Fig. shows application

Type	Article no.:	€ plus VAT
Wall-mounting set for AF0060-AF0120 filters	205 3080	52.00
Wall-mounting set for AF0198-AF0510 filters	205 3082	65.00

AK connection sets for water traps and filters

- For connecting two housings
- Brackets for wall-mounting in scope of delivery
- Connecting set can also be used for third-party housings



Type	Article no.:	€ plus VAT
AK 3/8"	205 3090	102.00
AK 1/2"	205 3091	102.00
AK 3/4"	205 3092	102.00
AK 1"	205 3093	119.00
AK 1 1/2"	205 3094	119.00

CLEARPOINT® Model Range WB water trap

- 99% separation of occurring condensate directly downstream of the compressor
- For separation of large volumes of condensate (water, oil) and dirt particles by centrifugal acceleration of the compressed air
- Used on re-coolers and refrigeration dryers
- Completely anodised for premium corrosion protection
- Flow-optimised housing made of salt water resistant aluminium
- Outside additionally powder coated
- Max. positive operating pressure 16 bar, differential pressure < 0.06 bar
- With BEKOMAT® condensate drain

WWB water trap - max. operating pressure 16 bar

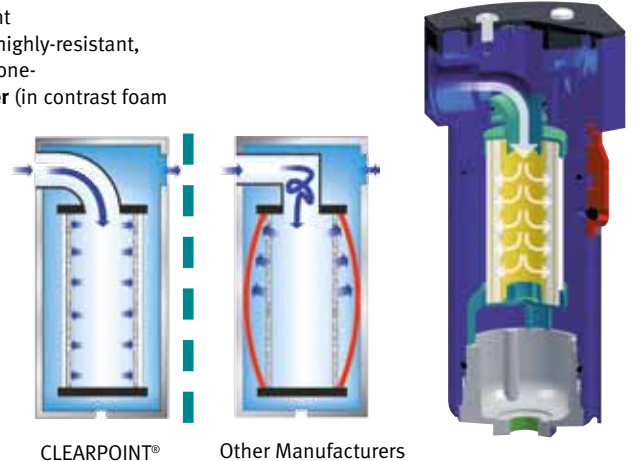
Model	Volume flow		Air connection	Height in mm	Width in mm	Filter cpl. Art. no.	€ plus VAT
	m³/h	l/min.					
7 bar*							
S040 WWB	46	580	3/8"	395	75	231 8000	315.00
S050 WWB	130	1670	1/2"	425	75	231 8001	319.00
S075 WWB	195	2500	3/4"	495	100	231 8002	380.00
M010 WWB	325	3340	1"	565	100	231 8003	420.00

* In case of a deviating operating pressure, please multiply the specified volume flow by the appropriate correction factor
S040 to S050 with Bekomat® 20; S075 and M010 with Bekomat® Vario 20



CLEARPOINT® compressed air filter - an innovative solution with impressive details

- Flow optimised air guidance for up to 75% less resistance
- Filter elements can be installed with diameter-restricting, interfering tension rods, thus reducing the flow resistance and facilitating element replacement, even in cramped conditions
- Total cavity volume of borosilicate filter material 96% ensures lowest possible pressure loss
- CLEARPOINT® filter housing of water-resistant aluminium and additionally anodised on the inside for increased operational reliability and reduced flow resistance thanks to permanently smooth inside surfaces
- 100% assurance on opening the filter housing thanks to a secure locking mechanism; an audible warning signal is issued when opening under pressure
- With thermally highly-resistant (up to 120 °C), mechanically highly-resistant, chemically resistant and silicone-free **needle felt drainage layer** (in contrast foam material used by third-party filter brands)
- **Stable design of the filter element** - swelling or rupturing of the drainage layer ruled out, thus **ensuring permanent use of the entire filter surface**



CLEARPOINT®

Other Manufacturers

FWF microfilter model range

for separation of solid contaminants of up to 1µm, residual aerosol content of up to 0.1 mg/m³ at 20 °C and 1 bar, absolute compressed air quality as per ISO 8573-1.

For safe separation of condensate and particles complete with filter element and float valve

Model	Volume flow		Air connection	Height in mm	Width in mm	Filter cpl. Art. no.	€ plus VAT	Replacement filter element Art. no.	€ plus VAT
	m³/h	l/min.							
16 bar*									
S040 FWF	35	580	3/8"	180	75	204 2067	135.00	204 2069	51.00
S050 FWF	65	1080	1/2"	210	75	204 2100	159.00	204 2102	79.00
S055 FWF	100	1670	3/4"	265	75	204 2150	205.00	204 2152	95.00
S075 FWF	150	2500	1"	280	100	204 2300	295.00	204 2302	99.00
M010 FWF	200	3340	1"	350	100	204 2450	335.00	204 2452	105.00

* In case of a deviating operating pressure, please multiply the specified volume flow by the appropriate correction factor



SWF Nanofilter model range

for separation of solid impurities up to 0.1 µm. Residual oil aerosol content of up to 0.01 mg/m³ at 20 °C and 1 bar, absolute compressed air quality as per ISO 8573-1.

For safe separation of condensate and particles complete with filter element and float valve

Model	Volume flow		Air connection	Height in mm	Width in mm	Filter cpl. Art. no.	€ plus VAT	Replacement filter element Art. no.	€ plus VAT
	m³/h	l/min.							
16 bar*									
S040 SWF	35	580	3/8"	180	75	204 4067	135.00	204 4069	51.00
S050 SWF	65	1080	1/2"	210	75	204 4100	159.00	204 4102	79.00
S055 SWF	100	1670	3/4"	265	75	204 4150	205.00	204 4152	95.00
S075 SWF	150	2500	1"	280	100	204 4300	295.00	204 4302	99.00
M010 SWF	200	3340	1"	350	100	204 4050	335.00	204 4452	105.00

* In case of a deviating operating pressure, please multiply the specified volume flow by the appropriate correction factor



NWF Nanofilter model range

for separation of solid contaminants of up to **0.01µm**, residual aerosol content of up to **0.001 mg/m³** at 20 °C and 1 bar, absolute compressed air quality as per ISO 8573-1.

For safe separation of condensate and particles complete with filter element and float valve

Model	Volume flow		Air connection	Height in mm	Width in mm	Filter cpl. Art. no.	€ plus VAT	Replacement filter element Art. no.	€ plus VAT
	m³/h	l/min.							
S040 NWF	35	580	3/8"	180	75	204 5067	135.00	204 5069	51.00
S050 NWF	65	1080	1/2"	210	75	204 5100	159.00	204 5102	79.00
S055 NWF	100	1670	3/4"	265	75	204 5150	205.00	204 5152	95.00
S075 NWF	150	2500	1"	280	100	204 5300	295.00	204 5302	99.00
M010 NWF	200	3340	1"	350	100	204 5050	335.00	204 5052	105.00

* In case of a deviating operating pressure, please multiply the specified volume flow by the appropriate correction factor



AWM model range activated carbon filters

for separating oil vapours, odours and flavours by adsorption, and solid particles in a second stage. Residual oil vapour content of up to **0.003 mg/m³** at 20 °C and 1 bar, absolute compressed air quality as per ISO 8573-1.

For highest quality compressed air, for example, breathing air, in analysis technology or beverage bottling

- Purest air in conjunction with upstream microfilter
- With filter element and manual drain

Model	Volume flow		Air connection	Height in mm	Width in mm	Filter cpl. Art. no.	€ plus VAT	Replacement filter element Art. no.	€ plus VAT
	m³/h	l/min.							
S040 AWM	35	580	3/8"	180	75	204 6067	119.00	204 6069	51.00
S050 AWM	65	1080	1/2"	210	75	204 6100	145.00	204 6102	79.00
S055 AWM	100	1670	3/4"	265	75	204 6150	190.00	204 6152	95.00
S075 AWM	150	2500	1"	280	100	204 6300	280.00	204 6302	99.00
M010 AWM	200	3340	1"	350	100	204 6450	320.00	204 6452	105.00

* In case of a deviating operating pressure, please multiply the specified volume flow by the appropriate correction factor



Correction factors WWB water trap and Filter FWF, SWF, NWF and AWM compressed air filters

In case of a deviating operating pressure, please multiply the specified volume flow by the appropriate correction factor

Operating pressure bar	0.3	0.6	1	2	3	4	5	6	7	8	9	10	11	12	13	14	15	16
Correction factors	0.21	0.29	0.38	0.53	0.65	0.76	0.84	0.92	1	1.070	1.13	1.19	1.25	1.31	1.36	1.41	1.46	1.51

Accessories



You will find a large selection of condensate drains on pages 104 - 105 of this catalogue.

Oil test indicator

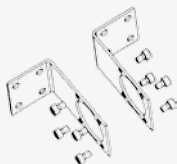
- For approximate determination of the compressed air residual oil content at the AWM activated charcoal filters



Type	Article no.:	€ plus VAT
Oil test indicator for AWM model range	204 7005	199.00
Replacement test tubes with needle valve	204 7006	175.00

Wall-mounting sets for water traps and filters

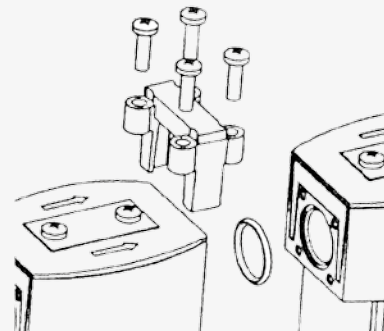
- For mounting one or multiple connected filters on a wall



Type	Article no.:	€ plus VAT
Wall mounting set for S040, S050, S055	204 7001	52.00
Wall mounting set for S075, M010	204 7002	59.00

Connection sets for water traps and filters

- For connecting two housings



Type	Article no.:	€ plus VAT
Connection set for S040, S050, S055	204 7003	34.00
Connection set for S0475, M010	204 7004	30.90



AIRCRAF compressed air refrigeration dryers - leverage potential savings and reduce maintenance costs

Compared to investment outlay, the energy costs are by far the biggest part of total cost of ownership. And this is naturally where the greatest savings potential exists.

In addition to reducing the energy costs, AIRCRAFT refrigeration dryers also permanently reduce maintenance costs.

Moisture is the greatest potential threat to all components that come into contact with it. It is well known that moisture is the greatest potential threat to all components that come into contact with it. It starts at a relative compressed air moisture content of around 70%, for bacteria already start to form at this low moisture value. As of 40% relative humidity, the corrosion process then grows disproportionately.

In the majority of all applications, the requirements for cooling and drying are simply "normal values": cooling to nearly 0 °C and thus close to 100% condensing of the water vapour contained in the compressed air.

AIRCRAFT refrigeration dryers ensure effective separation of compressed air and water vapour, as well as safe separation of the condensate. An automatic condensate drain reliably handles condensate separation.

Design data for compressed air dryers

Reference conditions as per DIN ISO 7183

Volume flow relative to 20 °C at 1 bar, operating pressure 7 bar, compressed air ingress temperature 35 °C, cooling air temperature 25 °C, pressure dew point 5 °C.

All models equipped with an automatic condensate drain as a factory standard.

Conversion factors

Please adapt the performance data by multiplying by the appropriate correction factor.

Operating pressure bar	4	5	7	8	10	12	14	
Correction factor AD and ASD	0.78	0.85	1.00	1.06	1.15	1.20	1.24	
Compressed air inlet temperature °C ₃₀	35	40	45	50	55			
Correction factor AD and ASD	1.20	1.00	0.85	0.71	0.58	0.49		
Ambient temperature °C	25	30	35	40	42	45		
Correction factor AD and ASD	1.00	0.96	0.92	0.88	0.85	0.80		
Pressure dew point °C	3	4	5	6	7	8	9	10
Correction factor AD	0.92	0.96	1	1.04	1.09	1.13	1.18	1.2
Correction factor ASD	1.00	1.04	1.09	1.14	1.18	1.25	1.3	1.33

! Optimum protection for your refrigeration dryer from pollution can be achieved by use of a prefilter

Refrigerated Air Dryer AD Series - The effective solution for dry compressed air

- User-friendly operating concept
- Efficient design for low cost and safe operation
- Cooling fan speed controlled from 0 - 100%, thus eliminating the typical pressure switch and the thermostat for fan control
- Fewer wear parts at the same constant pressure dew point
- Control shows five different alarm conditions and keeps them in memory
- Refrigeration compressor switches off at below 15 °C ambient temperature, if there is no compressed air flow
- Visibility of and easy access to all serviceable components
- With built-in automatic condensate drain



The advantages at a glance

- Excellent economy
- Excellent price-performance ratio
- No unnecessary loss of compressed air through built-in automatic condensate drain
- Connected tools and machines are optimally protected
- User-friendly operating concept



Model	Air flow		Maximum pressure in bar	Air connection	Power consumption in kW	Weight in kg	Dimensions L x W x H	Article no.:	€ plus VAT
	l/min.	m ³ /h							
AD 36	600	36	16	3/8"	0.12	17	305 x 360 x 404	204 1710	769.00
AD 54	900	54	16	1/2"	0.18	24	325 x 430 x 445	204 1715	825.00
AD 72	1200	72	16	1/2"	0.2	24	325 x 430 x 445	204 1720	859.00
AD 108	1800	108	16	1/2"	0.2	24	325 x 430 x 445	204 1725	975.00
AD 144	2400	144	16	3/4"	0.41	31	395 x 486 x 565	204 1730	1,115.00
AD 180	3000	180	16	3/4"	0.47	36	395 x 486 x 565	204 1735	1,365.00
AD 216	3600	216	16	3/4"	0.61	40	395 x 486 x 565	204 1740	1,415.00
AD 280	4666	280	16	1"	0.6	59	485 x 595 x 614	204 1745	1,900.00
AD 340	5666	340	16	1"	0.6	60	485 x 595 x 614	204 1750	2,195.00

Art.no.	Description	€ plus VAT
204 1700	Bypass 1/2"	105.00
204 1701	Bypass 3/4"	105.00

ASD Refrigerated Air Dryer Series - Energy-saving, patented and pioneering

Higher efficiency - lower costs

The innovative and highly efficient ASD Series uses a patented 3-circuit heat exchanger system. In combination with the glycol circuit, this achieves significant energy savings. The glycol acts as a cold-storage medium. ASD dryers are best suited for partial load operation and irregular compressed air requirements.

You can significantly save on operating costs by using ASD dryers.

Functional principle and advantages of the glycol-water circuit; the glycol mixture is cooled if not all of the cooling energy is required for cooling the compressed air. When the refrigerant compressor switches off in partial load operation, the compressed air is cooled by the cold stored in the glycol mass. The chiller is only switched back again when the mass is no longer cold enough. ASD dryers thus particularly achieve savings in partial load operation and where compressed air requirements are intermittent. When the air compressor starts up again after a break, and delivers compressed air into the network, ASD dryers immediately cool this compressed air to dew point because the glycol mass immediately provides the required temperature. In many other systems where the refrigeration compressor needs a ramp-up period to operating temperature before it can start cooling, moist air initially flows into the network, with all its negative effects.

The advantages at a glance

- **Improved energy efficiency** thanks to the patented 3-circuit heat exchanger system
- Energy savings and longer service life by switching off the refrigeration compressor in partial load operation
- Optimum dew point control with additional temperature sensor for glycol control
- **Condensate drainage without pressure loss** through integrated electronic, level-controlled condensate separator

- **Optimal performance under all load and ambient conditions** with variable fan speed control
- **Use of premium components** ensures longevity and considerably reduces service costs
- Reducing operating costs while actively protecting the environment



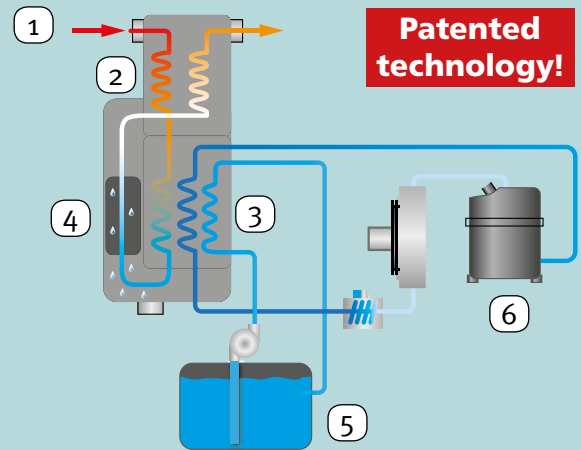
ASD 72



ASD 300

The functional principle of the patented 3-circuit heat exchanger system

1. Warm moisture-saturated air flows into the heat exchanger.
2. The intake air is pre-cooled by the counter flowing, cold outlet air from the heat exchanger.
3. The inlet air is brought to dew point temperature by the refrigerant circuit; condensate is formed.
4. Condensate is trapped and removed in the integrated electronic, level-controlled condensate separator.
5. Glycol circuit stores excess energy and cools the incoming air in partial load operation.
6. The refrigeration compressor shuts off at partial load, thus potentially doubling its service life. (See note on this page below functional principle and advantages of the glycol circuit)



Model	Air flow		Max pressure in bar	Air connection	Power consumption in kW	Weight in kg	Dimensions L x W x H	Article no.:	€ plus VAT
	l/min.	m³/h							
ASD 54	900	54	16	½"	0.24	33	386 x 500 x 651	204 1810	1,330.00
ASD 72	1.200	72	16	½"	0.29	35	386 x 500 x 651	204 1815	1,499.00
ASD 108	1.800	108	16	¾"	0.45	45	386 x 500 x 651	204 1820	1,670.00
ASD 144	2.400	144	16	¾"	0.51	50	386 x 500 x 651	204 1825	1,755.00
ASD 180	3.000	180	16	1"	0.65	60	420 x 567 x 771	204 1830	2,155.00
ASD 240	4.000	240	16	1"	0.64	70	420 x 567 x 771	204 1835	2,649.00
ASD 300	5.000	300	16	1½"	0.94	95	500 x 730 x 980	204 1840	3,435.00
ASD 360	6.000	360	16	1½"	0.94	100	500 x 730 x 980	204 1845	3,529.00
ASD 480	8.000	480	16	1½"	1.28	130	500 x 730 x 980	204 1850	4,505.00

Art. no.	Description	€ plus VAT
204 1700	Bypass ½"	105.00
204 1701	Bypass ¾"	105.00



AIRCRAFT AMD electronic condensate drain - with patented valve technology

- For fully automatic drainage of condensate or other non-aggressive liquids from the compressed air system
- A capacitive sensor detects the condensate level. This is very accurate and requires no mechanical float and contacts.
- For installation as an external trap on piston or screw-type compressors, coolers, cyclone separators, compressed air vessels, air dryers and compressed air filters
- Equipped as factory standard with an operating alarm, LED indicator, test button and integral strainer
- A version with a service network for setting the diagnostic parameters and alarm output is available on request for quote

Functional description

- The condensate is collected in the catchment tank.
- When the level is high enough, the condensate is discharged without loss of air from the system
- The fluid level is precisely detected by a capacitive liquid level sensor
- The special, self-cleaning, direct-action valve ensures reliable operation

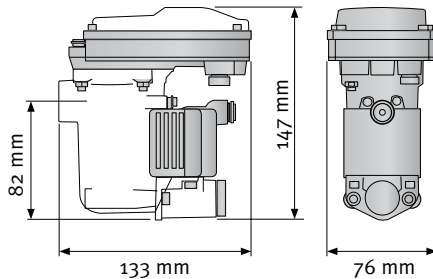
The advantages at a glance

- Built-in strainer (for easy access/cleaning)
- Compact design
- Patented valve technology - direct-action, self-cleaning valve
- Optimised for ease of service (service kit)
- Horizontal or vertical mounting possible
- Robust PA housing



Model	AMD
Art. no.	205 9080
€ plus VAT	106.00

Separation performance 7 bar	12 l/h
Compressor output	7.4 m³/min
Dryer performance	14.9 m³/min
Filter performance	74.4 m³/min
Operating pressure	0 – 16 bar
Operating temperature	+1.5 to +65 °C
Connection	230 V
Condensate feed	T 1/2"
Condensate drain	Plug connection for hose Ø 8
Dimensions	133 x 76 x 147 mm
Weight	550 g



Art.no.	Description	€ plus VAT
204 9090	AMD Maintenance kit	53.00



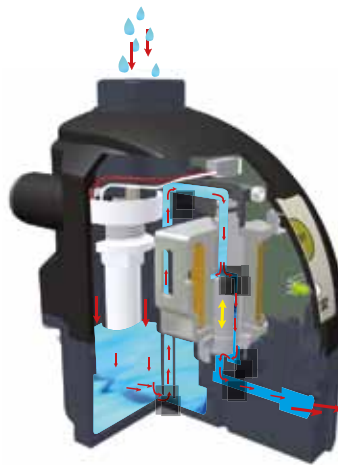
· Horizontal or vertical mounting possible

AIRCRAFT ACD Series electronic condensate drain - with patented valve technology

- The applications and function of the ACD series condensate drains are identical to the AMD series

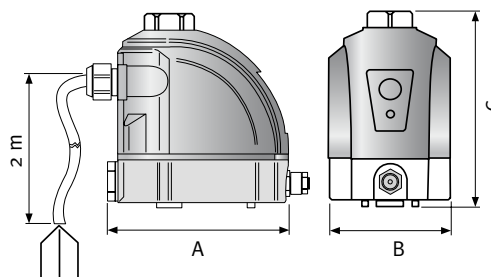
The advantages at a glance

- Integrated microfilter
- Compact design
- Two connection options
- Robust anodised aluminium housing
- Contactless measurement
- Patented valve technology - direct-action, self-cleaning valve
- Operational monitoring
- LED warning light for "trap in operation" and "alarm"



Model	ACD 90
Art. no.	205 9086
€ plus VAT	199.00

Separation performance 7 bar	90 l/h
Compressor output	48.5 m³/min
Dryer performance	97.0 m³/min
Filter performance	485.0 m³/min
Operating pressure	0 – 16 bar
Temperature	+1.5 to +65 °C
Connection	230 V
Condensate feed	R 1/2"
Condensate drain	R 1/8"
Dimensions (A x B x C)	120 x 82 x 135 mm
Weight	1050 g



Art.no.	Description	€ plus VAT
204 9094	ACD 90 Maintenance kit	15.00

Electronic condensate drain BEKOMAT® 31/32

In compressed air generation and treatment drops of condensate inevitably form; they contain oil and are frequently contaminated with dirt particles. As condensate accumulates irregularly depending on the season and time of day, or usage of the compressor, the BEKOMAT® often pays dividends within six months, thanks to its capacitive sensor, compared with timer-controlled drain valves.

Features and benefits:

- Usable and persistent with oil-based and oil-free, aggressive condensates
- Easily connected to a filter or pressure vessel by adapting the inlet connector for vertical or horizontal condensate feed
- Improved drainage performance for oil/water separators with BEKOMAT®
- BEKOMAT® 32 with alarm and navigable fault messages

Functional description

- Condensate collects in the drain's catchment tank.
- A capacitive sensor detects the condensate level. At max. level a diaphragm opens; the condensate is discharged by system pressure.
- The diaphragm is closed before compressed air can escape

The advantages at a glance

- No unnecessary loss of compressed air
- Discharge volume reflects occurrence volume
- Sensor detects any of condensate
- Less affected by dirt build-up
- Easy electrical installation (230 V)
- Low maintenance



Model	BEKOMAT® 31	BEKOMAT® 32
Art. no.	204 9049	204 9053
€ plus VAT	152.00	189.00
Separation performance 7 bar	l/h	l/h
Compressor output *	2.5 m³/min	5 m³/min
Dryer performance	5 m³/min	10 m³/min
Filter performance	25 m³/min	50 m³/min
Operating pressure	0.8 – 16 bar	0.8 – 16 bar
Temperature	+1 to +60 °C	+1 to +60 °C
Connection	230 V	230 V
Condensate feed	”	”
Condensate drain	”	”
Dimensions	mm	mm
Weight	800 g	1000 g

* only with pre-separator

Including service unit

Economical: Complete replacement of all wear parts and pressure exposed parts in a single action.

- No electrical installation required for maintenance
- No installation of seals and parts
- Only one spare part, pressure and function tested at the factory



Art.no.	Description	€ plus VAT
204 9060	Service Unit Bekomat 31	119.00
204 9061	Service Unit Bekomat 32	129.00

More AIRCRAFT condensate drains

New

Condensate drain valve (manual) - for installation in the filter housing

- For manual drainage of condensate or other non-aggressive liquids from the compressed air system
- Condensate inlet T 1/2"
- max. operating pressure 20 bar, operating temperature from 1.5 to 65 °C



Type	Article no.:	€ plus VAT
MCD	205 3070	13.00

ZKA 16 timer-controlled condensate drain

- For automatic, timer-controlled drainage of condensate or other non-aggressive liquids from the compressed air system
- Separation performance at 7 bar: 95 l/h, flow rate: 2.4 l/min
- Condensate feed T 1/2", condensate outlet T 1/4"
- Time ON / Time OFF: 0.5 - 10 s / 0.5 - 45 min
- Connection / IP degree of protection: 230 V / IP65
- Operating pressure: 16 bar, operating temperature range: 1.5 - 65 °C
- Abmessungen: 77 x 79 x 93 mm



Type	Article no.:	€ plus VAT
ZKA 16	205 9070	87.00

AOK series automatic condensate drains

- For automatic, level-controlled drainage of condensate or other non-aggressive liquids from the compressed air system
- Compressed air temperature range: 1.5 - 65 °C

AOK 16 B

- For installation in the filter housing
- Condensate feed T 1/2", condensate outlet Ø 8 mm
- Max. working pressure: 16 bar

AOK 20 B

For draining a higher volume of condensate from compressed air filters, pressure vessels and cyclone separators without air loss

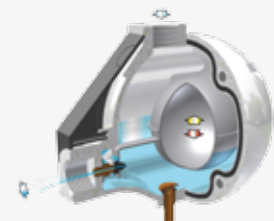
- External drain with robust aluminium housing
- Abscheideleistung bei 7 bar: 167 l/h
- Condensate feed T 1/2", condensate outlet T 1/2"
- Additionally equipped with manual drain valve
- Max. working pressure: 20 bar
- Dimensions: 135 x 110 x 130 mm



AOK 16B



AOK 20B



Type	Article no.:	€ plus VAT
AOK 16B	205 3072	29.00
AOK 20B	205 3074	49.00

AIRCRAFT oil-water separation devices - Economical and environmentally friendly

Oil-water separation devices are used for treatment of oily condensate. They represent an environmentally-friendly and cost-saving solution for separating condensate and allow the disposal of the water separated from oil into drains as per Para. 7 of the Federal Water Act.

The incident condensate is a waste and contaminated with oil content of up to 10,000 mg/l. AIRCRAFT oil-water separation systems have

technical approval by the Institut für Bautechnik (Institute for Building Technology), Berlin. They allow for condensate treatment on site. This is typically cheaper than costly waste-disposal by specialist companies.

Simple gravity oil separators are not suitable for the treatment of condensate from compressed air systems.

According to the Federal Water Act, Paragraph 7a, compressed air condensate must not be discharged into drains without proper treatment in line with the state of the art.

AOWT 2 - Oil/water separator system



- For efficient separation of mineral oil, synthetic oil, condensate stable emulsion from the condensate by various adsorption stages.
- Due to its compact size and ease of use, it can be used as a standalone product or as integrated component of the complete compressed air pipe-line network

Function description:

- Easy installation via mounting bracket
- Filtering of condensate through the various filter elements immediately after entering the oil-water separator

- Oil absorption is performed by a combination of adsorption technologies; less than 10 ppm residual oil content remains at the outlet side
- Easy replacement of AOWT 2 by separating the input and output hose from the saturated device, and installing a new oil-water separator
- Quick, clean and easy maintenance, no need for replacement of filter elements

The advantages at a glance

- Use of premium filtration material
- Simple, fast and clean installation and replacement procedure
- Complete adsorption of mineral oil, synthetic oil and stable condensate emulsions
- Bracket for wall or cross-beam mounting included
- Brass hose connections allow for quick and easy installation and maintenance
- Works reliably with any condensate drain
- Compact dimensions ensure easy handling and installation



Condensate feed



water drain



Figure shows scope of delivery

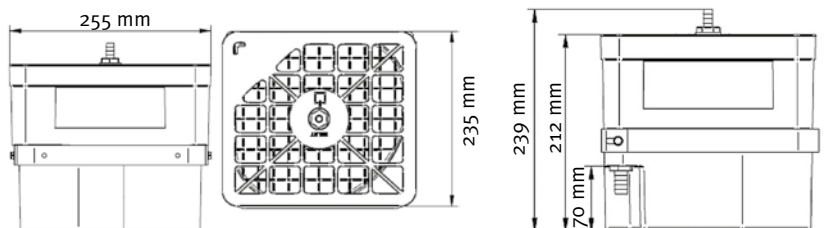


Scope of delivery:

- Oil/water separator
- Bracket

Model	AOWT 2	
Art.no.	205 8200	
€ plus VAT	130.00	
Maximum compressor output*	m ³ /min	2
Max. oil capacity	l	2
Residual oil content	ppm	< 10
Condensate feed	mm	1/2"
water drain	mm	1/2"
Dimensions max. (H x D x W)	mm	255 x 230 x 239

* These performance data apply for temperate climates (e.g., Central and Southern Europe, Central America). If required, please request compressor output data for other climates.



ÖWAMAT® - Oil-water separation system

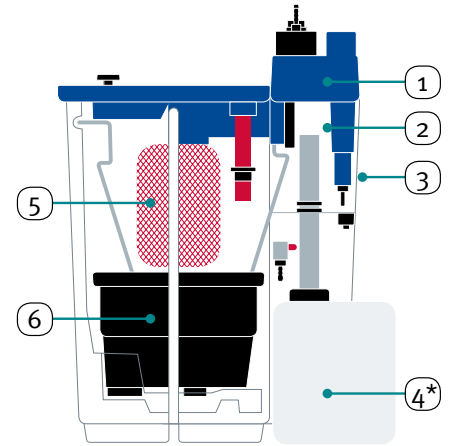
Functional description

- The oily condensate first flows under pressure into the pressure relief chamber (1) for treatment.
- The excess pressure is relieved here without creating turbulence in the downstream separation tanks for oil separation (2).
- Entrained coarse dirt particles are retained in a removable strainer (3).
- In the separation tank, the oil settles on the surface through gravity separation and is directed into the overflow-proof oil catchment tank (version available on request) (4).
- The filter makes all the difference: the pre-treated condensate flows through the oleophilic filter (5), which has a large active filter surface. As the flow passes through it from the inside to the outside, it binds the remaining oil droplets and in the filter

chamber additionally the residual, on floating oil:
 · The OEKOSORB® main filter with cartridge technology (6) reliably retains the last oil fractions. The remaining water can be run off directly into the drains.

The advantages at a glance

- Right-sized for your equipment
- Wall-mounting of ÖWAMAT® 10 and ÖWAMAT® 11 possible
- Long service life of filter units
- Simple retrofitting of heating possible
- Easiest handling thanks to cartridge technology
- Type-approval with and without oil separation
- No energy costs



* Figure shows version with oil catchment tank - available on request



Öwamat 10



Öwamat 11



Öwamat 12 - models 14 and 16 similar



OEKOSORB® cartridge for quick and clean replacement



Variable connection in three directions

Accessories	Art. no.	€ plus VAT
Replacement filter set ÖWAMAT® 10	204 9152	85.00
Replacement filter set ÖWAMAT® 11	204 9153	117.00
Replacement filter set ÖWAMAT® 12	204 9151	135.00
Replacement filter set ÖWAMAT® 14	204 9154	185.00
Replacement filter set ÖWAMAT® 16	204 9157	505.00
Bracket ÖWAMAT® 10	204 7015	55.00
Bracket ÖWAMAT® 11	204 7016	60.00

Model	ÖWAMAT® 10	ÖWAMAT® 11	ÖWAMAT® 12	ÖWAMAT® 14	ÖWAMAT® 16
Art.no.	204 8010	204 8011	204 8012	204 8014	204 8016
€ plus VAT	300.00	490.00	729.00	910.00	1,710.00

Maximum compressor output*						
Screw-type compressors						
Turbine oil	m³/min	2.4	4.9	7.3	14.6	58.5
VDL oil	m³/min	2.4	4.9	7.3	14.6	58.5
VCL oil	m³/min	1.9	3.8	5.6	11.3	45.0
Synthetic oil: PAO	m³/min	1.9	3.5	5.6	11.3	45.0
Synthetic oil: Ester	m³/min	1.6	3.2	4.8	9.6	38.3
Piston compressors						
VDL oil		1.7	2.9	5.1	10.1	40.5
Synthetic oil: PAO		1.4	2.4	4.2	8.4	33.8
Synthetic oil: Ester		1.6	2.8	4.9	9.7	38.8
Condensate feed	mm	2 x T ½"	2 x T ½"	3 x T ½" 1 x T 1"	3 x T ½" 1 x T 1"	3 x T ½" 1 x T 1"
water drain	mm	T ½"	T ½"	T ½"	T 1"	T 1"
Dimensions max. (H x D x W)	mm	230 x 270 x 525	390 x 445 x 755	350 x 397 x 719	410 x 461 x 892	650 x 702 x 1193

* These performance data apply for temperate climates (e.g., Central and Southern Europe, Central America). If required, please request compressor output data for other climates.

Compressed air distribution

Compressed air line systems

Pipe network components

Compressed air pipelines

Aluminium profile compressed air lines

Hoses

Compressed air fittings


Pressure regulator

Maintenance units

Test systems



AIRCRAFT plug-in compressed air network systems - a systematic approach to cost-savings



- Your benefits**
- Corrosion-free
 - Easy installation
 - Easy and fast installation
 - Can be disconnected and connected multiple times
 - Plastic and aluminium pipe

Compressed air solutions tailored to your needs



Do you have questions about planning the compressed air system in your workshop or production?

Ask us for advice!

Ask your local specialist dealer. They will be happy to give you comprehensive advice, without any obligation, about your AIRCRAFT compressed air solution. We are also happy to advise you. This gives you the most economical and cost effective solution.

How AIRCRAFT the compressed air advisory service works...

- Mail the floor plan of your building project to us, whether this is a new building, or you are expanding or refurbishing
- State the number of workplaces and which tools you want to provide with compressed air.
- We will send you a plan tailored to suit your operation.

AIRCRAFT Germany:
 E-Mail: info@aircraft-kompressoren.de
 Phone: + 49 (0) 9 51 96 - 555 - 0

AIRCRAFT Austria:
 E-Mail: info@aircraft.at
 Phone: + 43 - (0) 77 52 - 70 929 - 0




See the following pages to discover more ...

AIRCRAFT compressed air line plug-in system - The higher material price immediately pays for itself and gives you permanent savings!

- Easy installation without tools - simply plug in to connect
- Reduces the installation time by up to 50%
- No additional sealing material needed
- Suitable for use with various metal or plastic pipes
- Can be disconnected and connected multiple times
- Smooth inner surfaces, excellent flow properties
- Flexible modular system
- Virtually maintenance free
- Quality manufactured
- ISO 9001 (or EN 29001)

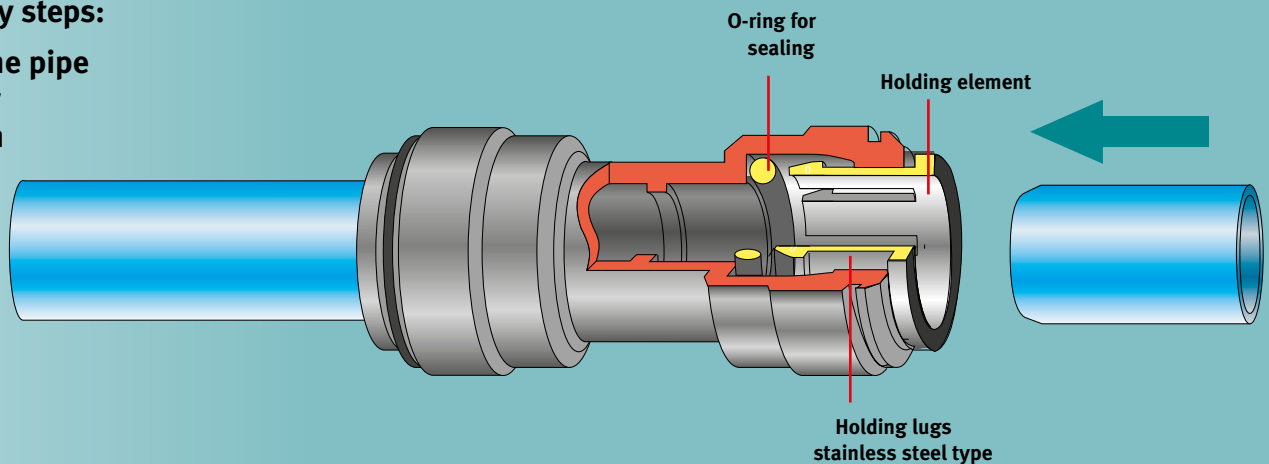
Due to the low installation costs and massive time savings during installation, the higher material costs immediately pay dividends

In the long-term lower operating and maintenance costs translate to savings.



System installation/expansion in three easy steps:

- 1) Trim the pipe
- 2) Deburr
- 3) Plug in

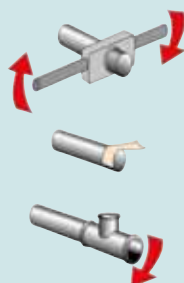


Advantages of the AIRCRAFT plastic compressed air line system compared with metal types

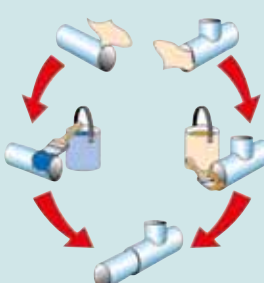
Advantages of AIRCRAFT plastic compressed air connectors

- Very lightweight due to plastic material
- Specifically designed for compressed air engineering, not hydro-engineering
- Easy to disconnect and rotate
- Uniform material in the compressed air line
- No metal in the cable duct thanks to the use of plastic pipes
- Tried and trusted for decades

Metal pipe screw-type system, time-consuming work processes



Adhesive systems, preparation overhead, and long bonding or drying time



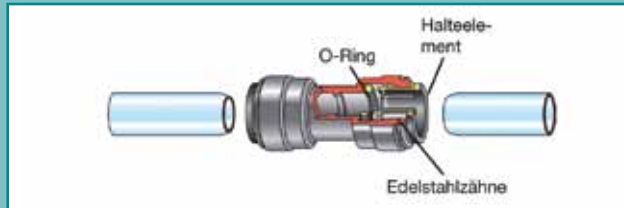
Although we generally recommend the use of plastic or aluminium pipes, it is also possible to use pipes made of other materials (copper, brass, etc.) with our connectors. Thus, existing pipe networks systems can be modified or extended using AIRCRAFT connectors.

Creating connections without tools

The pluggable connectors ensure a durable, safe and tight connection between the pipe and the connecting element. They are ideal for use in complex pipe networks, as well as in training and testing institutes where systems are frequently disconnected and reconnected. Various interface options mean that existing pipe systems can be modified or refurbished easily.



Connecting Ø 15 - Ø 22 mm



The product range is made of acetal copolymer (POM) and consists of the connector body, holding elements with stainless steel teeth and NBR o-rings for sealing. The connectors can be installed and removed without using tools. **The connection holds before it seals!**



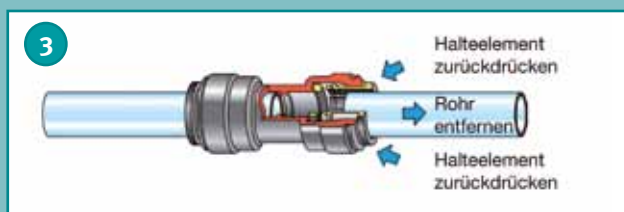
Connecting the Ø 15 - 22 mm system

Cut off the pipe square and burr-free. Make sure that the pipe has no sharp edges, longitudinal grooves or other damage. Insert the pipe up to the stop. The holding element fixes the tube in the connector. The o-ring ensures a permanently tight connection.



Check the connection by pulling in the opposite direction

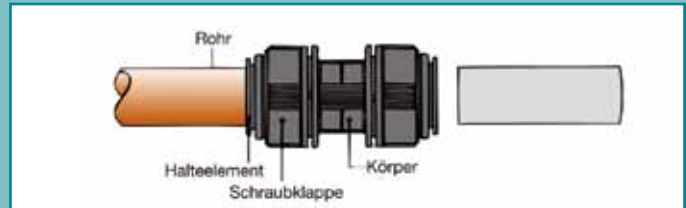
Make sure that the pipe is safely inserted. You can easily do this by pulling.



Disconnecting the Ø 15 - 22 mm system

Make sure the system is depressurised. You can then release or remove the pipe by pushing back the holding element.

Connecting Ø 28 mm



The 28 mm system consists of the connector body, holding elements with stainless steel teeth and NBR o-rings. Additional screw caps secure the retaining system and press the o-rings onto the pipe. The connectors can be installed and removed without using tools. **The connection holds before it seals!**



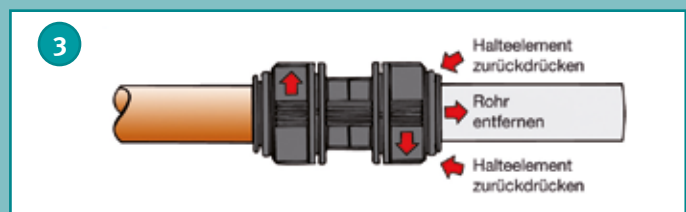
Connecting the Ø 28 mm system

Like with the other sizes a reliable connection can be made here simply by inserting the pipe. See the procedure on the left "Connecting". The retaining system is additionally secured with a 1/4 turn (2 clicks) and the o-rings are pressed onto the surface of the pipe.



Check the connection by pulling in the opposite direction

Make sure that the pipe is safely inserted. You can easily do this by pulling.



Disconnecting the Ø 28 mm system

To disconnect the pluggable pipe connection, turn the screw a 1/4 turn anti-clockwise. The connection is now unlocked and can be released by pushing the holding element. See the procedure on the left "Disconnecting".

Determining the compressed air line diameter

Compressed air distribution with a closed circular pipeline

To dimension the closed circular pipeline, you need to work with half the nominal length of the entire circuit and the entire compressed air requirement.

Example:

Compressed air consumption 1000 l/min., operating pressure 7 bar, total pipeline length is 300 m, work with 150 m for a closed circular pipeline

Compressor delivery volume l/min.	Length in m						
	25	50	100	150	200	250	300
200	12	12	12	15	15	15	18
400	12	12	15	15	15	18	18
500	15	15	15	18	18	18	18
750	15	15	18	18	18	22	22
1000	15	15	18	18	22	22	22
1500	18	18	18	22	22	22	22
2000	18	18	22	22	22	28	28
3000	22	22	28	28	28	28	28
4000	28	28	28	28	28	28	28

To determine the required pipe length for a main, supply and branch pipe, is recommended to design the supply line as a closed circular pipeline; in this case half the line length and the total supply volume can be assumed in dimensioning.

Compressed air distribution with branch lines

To dimension the branch, you need to work with the total nominal pipe length and the entire compressed air requirement.

Example:

Compressed air consumption 1000 l/min, operating pressure 7 bar, total pipeline length 300 m

Compressor delivery volume l/min.	Length in m						
	25	50	100	150	200	250	300
200	12	12	12	15	15	15	18
400	12	12	15	15	15	18	18
500	15	15	15	18	18	18	18
750	15	15	18	18	18	22	22
1000	15	15	18	18	22	22	22
1500	18	18	18	22	22	22	22
2000	18	18	22	22	22	28	28
3000	22	22	28	28	28	28	28
4000	28	28	28	28	28	28	28

Further technical details on request. **All values stated here are theoretical computations and are therefore not binding.** An individual pipe network must be precisely calculated and tailored to local conditions.

Determination of the pipe network length; flow characteristics

The values of the substitute pipe lengths need to be added to the actual pipe length, to provide pipeline length L in terms of the flow characteristics:

Spare tube line length of fittings per piece

Fittings	Ø Outside	15	18	22	28
	Inside Ø comparable with	3/8"	1/2"	3/4"	1"
Ball valve		0.1 m	0.2 m	0.3 m	0.4 m
Bracket		0.7 m	1 m	1.3 m	1.5 m
T-piece		0.85 m	1 m	1.5 m	2 m
Reducer		0.4 m	0.45 m	0.5 m	0.6 m

Arithmetic example for determining the effective pipeline length L:

Planned components	Substitute pipe-line length	Nominal length
2 x T-pieces Ø 18	1 m	2 m
3 x brackets Ø 18	1 m	3 m
1 x ball valve Ø 18	0.2 m	0.2 m
Total		5.2 m

Effective pipeline length: planned length + total nominal length

Flow rates for plastic tubes and aluminium pipes

Pipe Ø mm	Plastic pipe Main line	Plastic pipe Branch line	Alum. pipe Main line	Alum. pipe Branch line
	6 m/sec. at 8 bar l/min.	15 m/sec. at 8 bar l/min.	6 m/sec. at 8 bar l/min.	15 m/sec. at 8 bar l/min.
15	365	916	430	1004
18	498	1248	650	1548
22	823	2057	1018	2442
28	1344	3367	1720	4160

The indicated valves for the flow in the main line can be changed in case of flow in both directions. Other values for larger pipe diameters are available upon request.

Technical properties of connectors with Ø 15-28 mm

Working pressure and temperature range

Working temperatures* Air	Working Pressure*
- 20 °C	10 bar
+ 1 °C	10 bar
+ 23 °C	10 bar
+ 70 °C	7 bar

* The pressure values depend on the pipe material. Please contact us in case of applications with liquids or vacuum.

Depending on the hoses used, it may be possible to use connectors for **higher pressures and temperatures** under certain conditions. Just ask us.

Suitable hose materials/types*

Plastic pipes	PE, PA, or PUR pipe materials that match the tolerances (see below). For soft and thin-walled pipes, we generally recommend the use of support sleeves and verification of the pressure ranges of the pipe material used. (Please do not hesitate to contact us).
Metal pipes (soft)	Brass, copper, aluminium pipes that match the tolerances (see below).
Metal pipes (hard) or surface-treated	Please check the suitability of the connectors in advance. Please do not hesitate to contact us.

It is absolutely essential that the outer diameter of the pipe is free from damage or longitudinal grooves.

Installation

All pipes and connectors must be clean and undamaged before use. Make sure that the pipe surface is free from longitudinal grooves, dents, or similar signs of damage.

Pipe tolerances

Our connectors can be used with the following tube diameters and tolerances.

Pipe OD (mm)	Ø 15 mm - 28 mm
Tolerances (mm)	+0.05 / -0.10

Installation and system test

All pipes and connectors must be clean and intact before use. After the installation, all hose and connector installations must be pressure tested to ensure that the system is pressure-tight before it is delivered to the customer.

Please also refer to: "Connecting".

Testing the system

No matter whether you are working on a new or an existing system, we recommend testing the system as follows before use:

- Test the system at an operating pressure of 10 bar for a period of 10 minutes.
- Relieve the pressure on the system to 0 bar.
- Then, subsequently test the system at a working pressure of 2 bar for a period of 10 minutes.

Liquid chemicals

If you will be using chemicals or other potentially aggressive liquids, please contact us.

Caution: Our connectors are not designed for use with explosive gas, paraffin and other fuels.

Protective caps

Protective caps are available as an additional safeguard against the hose slipping out or for protection (marking) for differentiation by colour (see accessories on the following pages).

Food resistance

All connectors illustrated in this catalogue comply with foodstuff directives and can thus be used in food applications without any problems.

Maximum torque values for BSP plastic thread

	Thread	Thread	Thread
Thread size	3/8" - 1/2"	3/4"	1"
Max. torque	3.0 Nm	4.0 Nm	5.0 Nm

Maximum torque values for metal threads BSPT, BSP

	Thread	Thread	Thread
Thread size	1/2"	3/4"	1"
Max. torque	4.0 Nm*	5.0 Nm*	7.0 Nm*

* These values can vary. The values depend on the thread sealing material.

We recommend testing all installations before use to ensure that the installation has been correctly completed. Leak tightness must also be tested.

The maximum torque is geared to the use of our connectors and refers to types used in this catalogue in line with international specifications.

Warranty

Although we provide a warranty against manufacturing errors and material defects, it is the user's responsibility to ensure that connectors and similar products are suitable for the application in question. The installation must be performed according to our recommendations and pertinent approvals; national standards must be observed.

Installation instructions for plastic pipelines

To ensure safe and thus correct installation, please observe the following items:

- Pipe clamps must be installed so as to give the pipe sufficient clearance for moving it back and forward
- The pipe ends must be deburred to avoid damage to the o-rings on the connector
- Chamfer the pipes to facilitate assembly
- Cut the pipes with pipe shears RS 28 (Art. no. 215 1528) in order to achieve an optimum cut (90°)
- To avoid loss of pressure in the system, ensure that pipes always inserted into the connector up to the stop (also note the mark on the connector)
- When installing a compressed air piping system around a column, please also observe the longitudinal expansion of the pipes and connectors (the recommended distance from the wall is approx. 30 mm)

- When installing several vertical pipes we recommend first installing the pipe clamps on the horizontal lines, then pressurising the system, and installing the vertical clamps and connectors in a 2nd step. This avoids the vertical pipes slanting after the installation.
- If there is no refrigeration dryer in the compressed air pipe network, we recommended using our T-connectors with integrated water traps (Art. no. 215 2222). This means that the condensed water can be collected at a defined point.
- When installing the compressed air pipe network, the thermal expansion must first be correctly computed in order to avoid pipes and connections buckling.

Correction factors for linear expansion

Correction factors for linear expansion of plastic pipes:

Pipe (soft)	Factor 1.5
Pipe (medium)	Factor 1.3
Pipe (hard)	Factor 1.0

Example calculation:

A compressed air line (hard pipe) of 150 m length installed in a factory shop at an ambient temperature of +15 to +40 °C

(ΔT is thus 25 °C) expands by:
 $\Delta L = 1.0 \times 10^{-4} / ^\circ\text{C} \times 150 \times 25 \text{ } ^\circ\text{C}$
 $\Delta L = 0.375 \text{ m}$


The specific linear expansion coefficient (LK) for polyamides = $10^{-4} / ^\circ\text{C}$ is equivalent to 0.1 mm/°C.

Formula for computing linear expansion:

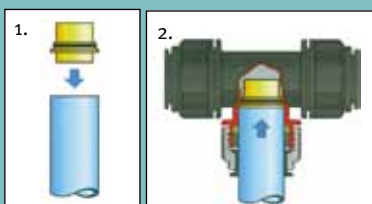
$\Delta L = \text{factor} \times \text{LK} (10^{-4} / ^\circ\text{C}) \times \text{pipe length (L)} \times \text{temperature } (\Delta T)$

Easy extension of existing pipe systems

Plug type connectors and pipes tubes can be used to install an independent system or extend or modify an existing pipe network (see right-hand side).



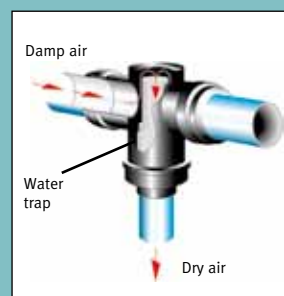
Description of the system water trap



Water trap for 28 mm compressed air line systems

You can construct a water trap for a 28 mm compressed air network using a standard T-connector, Art no. 215 2828 and brass insert Art. no. 215 2829.

1. Push the short part of the insert, Art. no. 215 2829 into the plastic or copper pipe.
2. Push the pipe with the insert into the T-piece up to the stop
The retaining system is doubly secured by twisting the screw cap through a 1/4 turn.
This prevents water penetrating into the branch pipes.



Water trap for 22 mm compressed air line systems

Water trap T-connectors remove the need for "goose necks" as this sophisticated technology prevents water penetrating into branch pipes. Make sure that this connector is routed horizontally. The connector is marked accordingly to prevent incorrect installation.

Plastic pipes for compressed air systems

- Very smooth inner surface, better flow
- Tried and trusted for years
- Pressure- and temperature-resistant
- Vibration- and impact-resistant
- Corrosion-proof and non-ageing
- Low weight

Operating temperature		
Under permanent load	-60 °C to +100 °C (air)	
Physical properties		
Density at 20 °C	g/cm ³	1.04
linear expansion coefficient	l/K	15·10 ⁻⁵
Melting point	°C	approx. +160° to +170°

Roll stock soft

Dimensions OD in mm	ID in mm	Wall thickness in mm	Operating pressure** max. (20 °C)	Min. Bending radius	Packaging unit roll (PU)	Art. no. Pack. 25	Packaging unit roll (PU)	Art. no. Pack	€ plus VAT pro m
15*	12	1.5	15 bar	90 mm	25 m	215 1510 25	100 m	215 1510	3.00
18*	14	2.0	16 bar	100 mm	25 m	215 1817 25	100 m	215 1817	4.70
22	18	2.0	14 bar	140 mm	25 m	215 2217 25	100 m	215 2217	5.90
28	23	2.5	14 bar	190 mm	-	-	50 m	215 2824	9.30

* as per DIN 73378 ** Operating pressure with 2.5x safety factor/colour blue



Pipes hard

Dimensions OD in mm	ID in mm	Wall thickness in mm	Operating pressure** max. (20 °C)	Packaging unit (PU)	Art. no. PU	€ plus VAT per m	€ plus VAT per PU
15*	12	1.5	25 bar	10x3m=30m	215 1511	3.30	99.00
18*	14	2.0	28 bar	10x3m=30m	215 1815	5.27	158.00
22	18	2.0	22 bar	10x3m=30m	215 2218	5.97	179.00
28	23	2.5	20 bar	10x3m=30m	215 2823	10.57	317.00

* as per DIN 73378 ** Operating pressure with 2.5x safety factor/colour blue



Utilisation of the permissible operating pressures (sample computation):

Temperature range Tube smooth/hard	+20 °C	+30 °C	+40 °C	+50 °C	+60 °C	+70 °C	+80 °C	+90 °C	+100 °C
	100%	83%	71%	62%	55%	49%	45%	41%	37%

Example: Rolls Ø 15 mm (smooth) : Admissible working pressure at +50 °C: 62% of 15 bar = 9.3 bar
 Bars Ø 15 mm (hard) : Admissible working pressure at +50 °C: 62% of 25 bar = 15.5 bar

Aluminium tubes

AIRCRAFT aluminium pipe is made of aluminium grade ALMgSi 05. Four metre lengths of aluminium pipe are surface coated. Six metre lengths are uncoated. The pipes can be used for compressed air and vacuum.

Temperature*	Pressure*
- 20 °C	15 bar
+ 1 °C	15 bar
+ 23 °C	15 bar
+ 70 °C	15 bar

*Diameter from Ø 15 mm to Ø 28 mm, Tube tolerance: ±0.10 mm

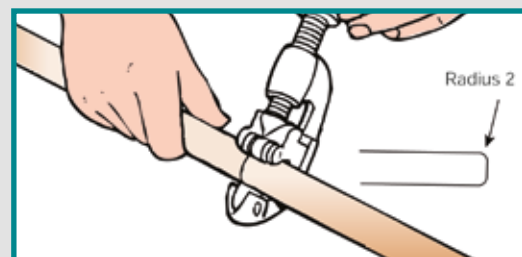

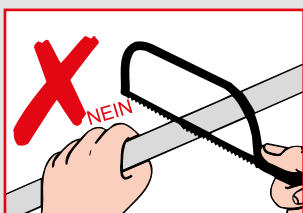
Art. no.	Dim. in mm		Wall thick- ness in mm	Packaging unit (PU)	Surface	€ plus VAT	
	OD	ID				per m	per PU
215 7015 *	15	12	1.5	10 x 4 m = 40 m	coated	3.30	132.00
215 7018 *	18	15	1.5	10 x 4 m = 40 m	coated	4.20	168.00
215 7022 *	22	19	1.5	10 x 4 m = 40 m	coated	5.10	204.00
215 7028 *	28	25	1.5	10 x 4 m = 40 m	coated	6.60	264.00
215 6915 **	15	13	1	10 x 6 m = 60 m	uncoated	3.80	228.00
215 6918 **	18	16	1	10 x 6 m = 60 m	uncoated	4.30	258.00
215 6922 **	22	20	1	10 x 6 m = 60 m	uncoated	4.70	282.00
215 6928 **	28	25	1.5	10 x 6 m = 60 m	uncoated	7.10	426.00

* The packaging unit of 10 can also be composed variably with 4m pipes of different diameters

** The packaging unit of 10 can also be composed variably with 6m pipes of different diameters



Installation notes for aluminium pipes



The pipe must be cleanly cut with a pipe cutter Do not use a saw!

After cutting, deburr the pipe and lightly chamfer. The cutting angle of the aluminium pipe cutter does this for you. This ensures easy insertion of the pipe into the connector.

Pipe network components Ø 15-28 mm

Pipe OD	Art.no.	PU	€/pc. + VAT
Screw-in connector (parallel thread) up to 10 bar¹⁾			
15	1/2" OT 215 1514	10	5.20
18	1/2" OT 215 1814	10	4.50
22	3/4" OT 215 2216	10	4.60
28	1" OT 215 2818	10	27.10
Thread sealed by clamped o-ring			
Straight connectors up to 10 bar¹⁾			
15	215 0415	10	3.00
18	215 0418	10	4.40
22	215 0422	10	5.20
28	215 0428	5	12.10
Angled connectors up to 10 bar¹⁾			
15	215 0315	5	4.60
18	215 0318	5	5.30
22	215 0322	5	6.80
28	215 0328	5	13.30
Reducing connectors up to 10 bar¹⁾			
15	22 215 1503	10	3.90
18	18 215 1805	10	4.70
22	22 215 1804	10	3.90
28	28 215 2203	10	10.20
Straight connectors brass up to 15 bar			
15	215 6115	1	4.60
18	215 6118	1	5.70
22	215 6122	1	7.30
28	215 6128	1	10.50
90° bends brass up to 15 bar			
15	215 6215	1	5.10
18	215 6218	1	6.70
22	215 6222	1	8.10
28	215 6228	1	12.90
90° bends outer thread brass up to 15 bar			
15	1/2" OT 215 6315	1	6.80
18	1/2" OT 215 6318	1	8.00
22	3/4" OT 215 6322	1	9.00
28	1" OT 215 6328	1	14.20
T-piece brass up to 15 bar			
15	215 6415	1	7.30
18	215 6418	1	9.00
22	215 6422	1	11.00
28	215 6428	1	18.30
Screw socket (taper thread) up to 15 bar			
15	1/2" OT 215 3415	10	7.20
18	1/2" OT 215 3422	10	10.70
28*	3/4" OT 215 3428	10	20.80
28*	1" OT 215 3429	10	22.20
Material brass/*Parallel thread			
Screw-type adapter (parallel thread) brass up to 15 bar			
15	1/2" IT 215 1216	10	7.60
22	3/4" IT 215 2244	10	13.50
Wall plate brass up to 15 bar			
15	1/2" IT 215 1500	1	21.70
22	3/4" IT 215 2200	1	30.70

Pipe OD	Art.no.	PU	€/pc. + VAT
Tube fitting (parallel thread) up to 10 bar¹⁾			
15	1/2" OT 215 1512	10	2.80
18	1/2" OT 215 1816	10	3.00
22	1/2" OT 215 2212	10	3.10
28	3/4" OT 215 2234	10	4.40
Thread sealed by clamped o-ring			
T-connector up to 10 bar¹⁾			
15	215 0215	5	5.40
18	215 0218	5	6.90
22	215 0222	5	8.30
28	215 2828	5	15.50
T-Reducing connectors up to 10 bar¹⁾			
Pipe OD	Pipe OD		
18	15	215 3018	5 9.40
22	15	215 3022	5 9.60
Insertable angled connector up to 10 bar¹⁾			
Pipe OD	Adapter OD		
15	15	215 1515	10 4.50
18	18	215 1818	10 4.70
T-piece with inside thread brass up to 15 bar			
15	1/2" OT 215 6515	1	7.10
18	1/2" OT 215 6518	1	8.00
22	3/4" OT 215 6522	1	10.00
28	1" OT 215 6528	1	13.30
End piece with outside thread brass up to 15 bar			
15	1/2" OT 215 6615	1	5.30
18	1/2" OT 215 6618	1	6.30
22	3/4" OT 215 6622	1	7.40
28	1" OT 215 6628	1	11.60
End piece with inside thread brass up to 15 bar			
15	1/2" IT 215 6715	1	6.10
18	1/2" IT 215 6718	1	7.30
22	3/4" IT 215 6722	1	9.00
28	1" IT 215 6728	1	11.70
Clip removal			
15	215 6815	1	2.10
18	215 6818	1	2.10
22	215 6822	1	2.40
28	215 6828	1	2.70
Screw-in connector (taper thread) up to 15 bar			
15	1/2" OT 215 1215	10	6.80
18	3/4" OT 215 2243	10	11.40
22	1" OT 215 2808	10	27.20
Material brass			
Coupling with outside thread for thread			
1/2" OT	220 0003	25	3.99
Safety coupling with outside thread for thread			
1/2" OT	220 3103	1	18.60



		Art.no.	PU	€/pc. + VAT
Wall distribution box - 3 x 1/2" conn. on front for thread Ø				
Top	Bottom			
3/4"	without	215 0930	1	15.20
3/4"	3/4"	215 0931	1	16.50
1/2"	without	215 0934	1	15.20
1/2"	1/2"	215 0935	1	16.50
	Blind plug 1/2"	215 0936	1	0.69

Material aluminium



		Art.no.	PU	€/pc. + VAT
Air distribution box plastic - 4 x 1/2" BSP thread				
	1/2"	215 0212	1	12.00

Supplied with three plugs



		Art.no.	PU	€/pc. + VAT
Air distribution box aluminium - 3 x 1/2" for thread Ø				
	1/2" top	215 1912	1	32.40
	3/4" top New	215 1934	1	32.40
	1" top	215 1910	1	40.00

Supplied with three plugs



		Art.no.	PU	€/pc. + VAT
Plugs for thread Ø				
	1/2" New	215 1901	1	1.10



		Art.no.	PU	€/pc. + VAT
Water trap for pipe OD				
	22	215 2222	1	11.20



		Art.no.	PU	€/pc. + VAT
Water trap brass for 28 mm T-connector				
	Pipe OD 28	215 2829	1	8.00



		Art.no.	PU	€/pc. + VAT
Pipe clamp for pipe OD				
	15	215 1501	100	0.39
	18	215 1801	100	0.44
	22	215 2201	100	0.64
	28	215 2801	100	0.75



		Art.no.	PU	€/pc. + VAT
Protective cap for pipe OD				
	15	215 0515	10	0.40
	18	215 0518	10	0.40
	22	215 0522	10	0.50



		Art.no.	PU	€/pc. + VAT
Cap for pipe OD				
	15	215 0815	10	1.50
	18	215 0818	10	1.90
	22	215 0822	10	1.90
	28	215 0828	10	2.40



		Art.no.	PU	€/pc. + VAT
Circlip for pipe OD				
	15	215 0115	10	0.30
	18	215 0118	10	0.30
	22	215 0122	10	0.30



		Art.no.	PU	€/pc. + VAT
Screw lock				
Medium tight for gap 0.05 - 0.25 mm				
	10 g	250 0022	25	8.90
	50 g	250 0023	10	25.90
	250 g	250 0024	10	65.90



		Art.no.	PU	€/pc. + VAT
Teflon sealing tape				
	12 m length	250 0020	10	0.99



		Art.no.	PU	€/pc. + VAT
Ball valves				
ID	ID			
3/8"	3/8"	250 7710	1	5.10
1/2"	1/2"	250 7712	1	7.90
3/4"	3/4"	250 7715	1	9.50
1"	1"	250 7720	1	19.60



		Art.no.	PU	€/pc. + VAT
Air shut-off cocks Ø 15-28 mm comprising 1 x ball valve female thread 1/2" and 2 x male threaded end piece brass				
End piece				
Pipe OD	OT			
15	1/2"	250 7815		15.90
18	1/2"	250 7818		17.90
22	3/4"	250 7822		23.90
28	1"	250 7828		35.90



		Art.no.	PU	€/pc. + VAT
Compressed air energy saver G1				
Opens and closes automatically, 115 V or 240 VAC operating voltage, 0 °C to +60 °C operating temperature, pressure range 0-16 bar. See page 92 for a detailed description				
Protection class				
	IP54	215 0001		219.00

		Art.no.	PU	€/pc. + VAT
Accessories for compressed air energy saver G1				
	Remote control option with 5 m cable	215 0002		139.00



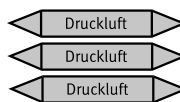
		Art.no.	PU	€/pc. + VAT
Aluminium pipe cutter for pipe OD				
	4 - 30 mm	215 1930	1	28.70



		Art.no.	PU	€/pc. + VAT
Exterior/interior pipe deburring tool:				
	Pipe OD New			
	Ø 3 - 35 mm	215 5990	1	11.90



		Art.no.	PU	€/pc. + VAT
PA pipe shears				
	RS 28	215 1528	1	25.60
	Replacement blade	215 1527	1	4.00



		Art.no.	PU	€/pc. + VAT
Pipe markers (labels)				
	Sheet = 3 labels	215 6000	1	19.90

Refer to page 158 ff. for compressed air hoses, spiral hoses, hose rewinders and hose drums.

Pre-assembled manifolds Ø 15-28 mm for ceiling and wall mounting

- Universally deployable in your pipe network
- Air inlet boxes or final distribution boxes
- Manifolds with filter pressure regulator and oil mist lubricators - perfect in cramped conditions
- Easy installation

Air inlet socket with single-handed coupling Ø 15-28 mm



Scope of delivery:
1 x air distribution box, 2 x plugs 1/2", 1 x end piece OT brass, 1 x coupling 1/2" OT

Article number	Pipe OD	Inlet	€/pc. + VAT
215 8515	15 mm	1/2"	38.90
215 8518	18 mm	1/2"	39.90
215 8522	22 mm	3/4"	40.90
215 8528	28 mm	3/4"	52.90

Distribution box without single-handed coupling Ø 15- 22 mm



Scope of delivery:
1 x air distributor box, 1 x end piece OT brass 1/2"

Article number	Pipe OD	€/pc. + VAT
215 8615	15 mm	33.90
215 8618	18 mm	34.90
215 8622	22 mm	34.90

Distribution box with 2 single-handed couplings Ø 15- 22 mm



Scope of delivery:
1 x air distributor box, 1 x end piece OT brass 1/2",
1 x plug 1/2", 2 x coupling 1/2" OT

Article number	Pipe OD	€/pc. + VAT
215 8715	15 mm	38.90
215 8718	18 mm	39.90
215 8722	22 mm	40.90

Distribution box with 2 safety couplings Ø 15- 22 mm



Scope of delivery:
1 x air distributor box, 1 x end piece OT brass 1/2",
1 x plug 1/2", 2 x coupling 1/2" OT

Article number	Pipe OD	€/pc. + VAT
215 8815	15 mm	63.90
215 8818	18 mm	64.90
215 8822	22 mm	65.90

Junction box with 2 single-handed couplings Ø 15- 22 mm



Scope of delivery:
1 x air junction box, 1 x ball valve R 1/2" IT x 1/2" OT,
1 x end piece OT brass 1/2", 1 x sealing plug 1/2",
2 x coupling 1/2" OT

Article number	Pipe OD	€/pc. + VAT
215 8915	15 mm	42.90
215 8918	18 mm	43.90
215 8922	22 mm	46.90

Distribution box with 2 safety couplings Ø 15- 22 mm



Scope of delivery:
1 x air distributor box, 1 x end piece OT brass 1/2",
1 x plug 1/2", 2 x coupling 1/2" OT,
1 x ball valve R 1/2" IT x 1/2" OT

Article number	Pipe OD	€/pc. + VAT
215 9015	15 mm	66.90
215 9018	18 mm	67.90
215 9022	22 mm	70.90

Distribution box with 2 single-handed couplings, shut-off valve and pressure regulator 12 bar Ø 15 - 22 mm



Scope of delivery:

1 x air junction box, 1 x ball valve R 1/2" IT x 1/2" OT,
1 x end piece OT brass 1/2", 1 x sealing plug 1/2",
1 x coupling 1/2" OT, 1 x double nipple T 1/4 x T 1/2,
1 x Pressure regulator 1/4" 12 bar,
1 x Safety coupling 1/4" OT

Article number	Pipe OD	€/pc. + VAT
215 9115	15 mm	68.90
215 9118	18 mm	69.90
215 9122	22 mm	73.90

Distribution box with 2 safety couplings, shut-off valve and pressure regulator 12 bar Ø 15 - 22 mm



Scope of delivery:

1 x air junction box, 1 x ball valve R 1/2" IT x 1/2" OT,
1 x end piece OT brass 1/2", 1 x sealing plug 1/2",
1 x coupling 1/2" OT, 1 x double nipple T 1/4 x T 1/2,
1 x pressure regulator 1/4" 12 bar,
1 x safety coupling 1/4" OT

Article number	Pipe OD	€/pc. + VAT
215 9215	15 mm	92.90
215 9218	18 mm	93.90
215 9222	22 mm	96.90

Distribution box with 2 single-handed couplings, shut-off valve and filter pressure regulator 12 bar Ø 15 - 22 mm



Scope of delivery:

1 x air junction box, 1 x ball valve R 1/2" IT x 1/2" OT,
1 x end piece OT brass 1/2", 1 x sealing plug 1/2",
1 x coupling 1/2" OT, 1 x double nipple T 1/4 x T 1/2,
1 x filter pressure regulator Ac 1/4", 1 x coupling 1/4" OT

Article number	Pipe OD	€/pc. + VAT
215 9315	15 mm	78.90
215 9318	18 mm	79.90
215 9322	22 mm	82.90

Distribution box with 2 safety couplings, shut-off valve and filter pressure regulator 12 bar Ø 15 - 22 mm



Scope of delivery:

1 x air junction box, 1 x ball valve R 1/2" IT x 1/2" OT,
1 x end piece OT brass 1/2", 1 x sealing plug 1/2",
1 x coupling 1/2" OT, 1 x double nipple T 1/4 x T 1/2,
1 x filter pressure regulator Ac 1/4",
1 x safety coupling 1/4" OT

Article number	Pipe OD	€/pc. + VAT
215 9415	15 mm	101.90
215 9418	18 mm	102.90
215 9422	22 mm	103.90

Distribution box with 2 single-handed couplings, shut-off valve and filter pressure regulator and oil mist lubricator 12 bar Ø 15 - 22 mm



Scope of delivery:

1 x air junction box, 1 x ball valve R 1/2" IT x 1/2" OT,
1 x end piece OT brass 1/2", 1 x sealing plug 1/2",
1 x coupling 1/2" OT, 1 x double nipple T 1/4 x T 1/2,
1 x filter pressure regulator Ac 1/4", 1 x oil mist lubricator Ac 1/4",
1 x coupling 1/4" OT, 1x 1 x double nipple T 1/4 x T 1/4

Article number	Pipe OD	€/pc. + VAT
215 9515	15 mm	99.90
215 9518	18 mm	100.90
215 9522	22 mm	101.90

Distribution box with 2 safety couplings, shut-off valve and filter pressure regulator and oil mist lubricator 12 bar Ø 15 - 22 mm



Scope of delivery:

1 x air junction box, 1 x ball valve R 1/2" IT x 1/2" OT,
1 x end piece OT brass 1/2", 1 x sealing plug 1/2",
1 x safety coupling 1/2" OT, 1 x oil mist lubricator Ac 1/4"
1 x filter pressure regulator Ac 1/4", 1 x oil mist lubricator Ac 1/4",
1 x safety coupling 1/4" OT,
1 x Double nipple T 1/4 x T 1/2

Article number	Pipe OD	€/pc. + VAT
215 9615	15 mm	122.90
215 9618	18 mm	123.90
215 9622	22 mm	127.90

Aluminium profile-compressed air lines 40/50/60/80 mm

The innovative, future-oriented piping system for compressed air and liquids.

- Aluminium tube combines all advantages of the conventional materials such as steel, plastic or copper, but avoids their disadvantages.
- On-going enhancements mean up to 50% time savings compared with legacy systems.
- Our development target was to remove the need for at least half of the threaded joints for individual components. Only the outer profile shape remained.
- Diameters 40 mm, 50 mm and 60 mm are available from stock, and up to 80 mm on request.



Spot drilling device for fast, low-noise installation of connections.

Patented clamping technology

- Can be drilled into under pressure
- Low noise thanks to sound damping
- Compatible with all systems used worldwide
- All four sides can be used
- Rapid and safe installation of connections
- Easy, fast and cost-efficient installation
- Air take-off at any required position
- Variety of fasteners available for wall or ceiling mounting
- Retroactive changes possible at any time
- Absolute air tightness and reliability

Tools required for installation:

- Allen key
- Deburring knife
- Conical counterbore
- Saw (manual saw or electrical cross-cut saw)
- Grease (Klüber Microlube GL 261 recommended)
- Drill or cordless screw driver
- Spot drilling device (if you want to perform spot drilling under pressure in operating conditions)

Compressed air accessories

- for more details, please turn to page 129



Various dimensions with different internal diameters available, as well as a large range of connection pieces and accessories.



Pre-assembled compressed air connection with safety coupling and spiral tube.

Your benefits

Quality

The aluminium compressed air piping system sets new benchmarks in compressed air distribution.

Development

Our development focused on feedback from the market. This means that many processors will recognise their suggestions in the new system.

Flexibility

Air take-off is possible at any required position, even under pressure. Required changes can thus be easily performed within the shortest time.

System

Wherever you need a compressed air system, a single-source, turn-key solution is your guarantee for safety. We help you to implement your needs, from the planning through to commissioning.

Installation

Uncomplicated handling. You only need an Allen key to install.

Performance

Turn-key system - with matching components from A to Z in various sizes.

Results

Maximum compressed air quality, a high level of flexibility and time savings due to easy installation make this a forward looking system.

Dimensioning your compressed air lines

Correct dimensioning of a compressed air line is very important: A pressure drop from 6 bar to 5 bar costs approximately 25% of a tool's performance. To compensate for this pressure drop, around 10% more energy is needed.

Compressor delivery volume l/min.	Length m	25	40	60	80	100	150	200	250	300	400	500	600	800	1000
750		20	20	20	22	22	25	28	28	28	30	30	30	40	40
1200		20	20	20	22	22	25	28	28	28	30	30	30	40	40
1500		22	22	25	28	28	30	30	30	40	40	40	40	40	50
2000		25	28	30	30	40	40	40	40	40	50	50	50	50	50
3000		30	30	40	40	40	40	50	50	50	50	50	60	60	60
4800		40	40	40	50	50	50	50	60	60	60	80	80	80	80
7200		40	50	50	50	60	60	60	80	80	80	80	80	80	80
10800		50	60	60	60	80	80	80	80	80	80	80	80	80	80

Caution: For closed circular pipelines, halve the total line length. All values are theoretical and must be precisely calculated and tailored to local conditions for your individual pipe network.

Technical data for aluminium profile piping systems

Application: Compressed air, vacuum, argon, carbon dioxide, hydrogen, petrol, alcohol.

Designations	Units	Profile EL 40, 50, 60, 80
Material		ENAW 6060
Chemical composition		SI 0.3-0.6% Mg 0.35-0.6% Zr 0.1-0.3%
Other designations		DIN: ALMgSi 0.5/F22/ENAW
Heat treatment		Quenching and tempering T66
Surface treatment (if required)		Chemical oxidation - colour natural
Specific weight - Density	Kg/dm ³	270
Electrical conductivity	% IACS	53
Heat conductivity	W/m, K	200
Specific heat	J/Kg.K	96
Expansion coefficient	mm/m.°C	0.024
Brinell hardness	HB	70.4
Tensile strength	N/mm ²	215
Tensile strength	N/mm ²	160
Elastic module	K/mm ²	6700
Elongation A 50%	%	6
Screw material		Steel grade 8.8
Melt interspace	°C	600-650
Min./max. Operating temperature	°C	-40 / +120
Test pressure	kg/cm ²	24
Operating pressure		10 mbar - 15 bar
Material of o-ring seals	Standard	NBR 70
Operating temperature of O-rings		
Seals	°C	-20 / +100

Pressure drop 0.1 bar at 7 bar working pressure.

Caution: For closed circular pipelines, halve the volume flow and the total length

Aluminium profile compressed air piping system ALS

- For workshops or smaller industrial enterprises with an air consumption up to max. 2000 l/min.
- Perfectly supplements the simplyAir system for branch and delivery pipes. Again, you can benefit from the decisive advantages of our intelligent aluminium piping system
- Extremely fast and easy installation
- Aluminium is lightweight, corrosion resistant and supports the flow
- Air take-off is possible at any required position without interrupting operations
- Turn-key system with matching components from A to Z in various sizes.
- Fast modular routing
- Lines are routed by simply plugging in the pipes
- Fast installation and removal without any special tools
- Wide range of connection options and accessories allows for optimum accommodation of the pipe network to workshop conditions
- Based on a variety of pipe and connection sizes, complete with plates, brackets, or T-pieces

Plate installation



The brilliant design principle eases the assembly. The new pipe network can be easily and quickly installed.

All thanks to our superior, patent-registered clamping technology. This helps you make genuine savings in terms of both time and money.

The heart of this innovative piping system is a lightweight rectangular tube made of extruded aluminium.

Excellent corrosion resistance. Aluminium combines all the benefits of conventional materials such as steel with the advantages such as a rough surface, sagging tubes, corrosion and the like.

Aluminium profile compressed air lines 40/50/60/80 mm



Aluminium pipeline					
Art. no.	ID	Packaging unit (PU)	Weight m	€ plus VAT per m	€ plus VAT per PU
215 4140	40	1 x 6 m	1.0 kg	15.20	91.20
215 4150	50	1 x 6 m	1.4 kg	20.20	121.20
215 4160	60	1 x 6 m	1.9 kg	26.30	157.80
215 4180	80	1 x 6 m	2.6 kg	38.00	228.00

Pipe network components Ø 40/50/60/80 mm



Fig. straight connector incl. plates made of stainless steel

Straight connectors - expansion joints complete with stainless steel plates		
Pipe Ø ID	Art. no.	€/pc. + VAT.
40	215 4240	24.00
50	215 4250	30.60
60	215 4260	35.10
80	215 4280	50.40



Reducing connector, complete with plates		
Pipe Ø ID	Art. no.	€/pc. + VAT.
50-40	215 4350	55.50
60-50	215 4360	66.60
80-50	215 4380	98.20
80-60	215 4381	103.70



Bend 90°, complete with angle plates made of stainless steel		
Pipe Ø ID	Art. no.	€/pc. + VAT.
40	215 4440	33.30
50	215 4450	35.80
60	215 4460	78.20
80	215 4480	111.10



Bend 90°, open one side, complete with plates		
Pipe Ø ID	Art. no.	€/pc. + VAT.
40	215 4441	33.30
50	215 4451	35.80
60	215 4461	44.20
80	215 4481	94.00



Bend 45°, complete with angle plates made of stainless steel		
Pipe Ø ID	Art. no.	€/pc. + VAT.
40	215 5040	69.30
50	215 5050	75.90
60	215 5060	92.60
80	215 5080	140.80



T-connector, complete with plates		
Pipe Ø ID	Art. no.	€/pc. + VAT.
40	215 4540	55.50
50	215 4550	62.90
60	215 4560	108.60
80	215 4580	137.10



End piece with outer thread, complete with plates			
Pipe Ø ID	OT	Art. no.	€/pc. + VAT.
40	1"	215 5340	35.10
50	1 1/2"	215 5350	36.30
60	2"	215 5360	42.50
80	2 1/2"	215 5380	55.50



Reducing plate complete EL			
Pipe Ø ID		Art. no.	€/pc. + VAT.
60	40	215 5460	57.20
50	40	215 5450	55.00
80	40	215 5480	56.10



End piece closed, complete with plates		
Pipe Ø ID	Art. no.	€/pc. + VAT.
40	215 4940	28.30
50	215 4950	33.30
60	215 4960	38.80
80	215 4980	59.20



End piece with inside thread, complete with plates			
Pipe Ø ID	IT	Art. no.	€/pc. + VAT.
40	1/2"	215 5140	33.90
50	1/2"	215 5150	35.80
60	1/2"	215 5160	46.90
80	1/2"	215 5180	61.10
40	1"	215 5240	35.10
50	1 1/4"	215 5250	38.10
60	1 1/2"	215 5260	48.70
80	2"	215 5280	62.40



Reducing plate complete ALS			
Pipe Ø ID		Art. no.	€/pc. + VAT.
40	22	215 4022	25.00
40	28	215 4028	26.40
50	22	215 5022	24.00
50	28	215 5028	26.40
60	22	215 6022	25.90
60	28	215 6028	28.30
80	22	215 8022	28.70
80	28	215 8028	30.10

T-connector, open one side


Pipe Ø ID	Thread	Art. no.	€/pc. + VAT.
40	1"	215 4640	57.40
50	1 1/2"	215 4650	62.90
60	2"	215 4660	73.50
80	2 1/2"	215 4680	103.80

Cross connectors


Pipe Ø ID	Art. no.	€/pc. + VAT.
40	215 4740	139.10
50	215 4750	147.50
60	215 4760	166.80
80	215 4780	282.90

Ball valve, complete with plates


Pipe Ø ID	Art. no.	€/pc. + VAT.
40	215 4840	74.00
50	215 4850	110.90
60	215 4860	140.60
80	215 4880	177.90

Baseplate


Pipe Ø ID	Art. no.	€/pc. + VAT.
40	1/2" 215 5540	14.60
50	1/2" 215 5550	15.20
60	1/2" 215 5560	15.90
80	1/2" 215 5580	16.60
80	1" 215 5581	17.40
80	1 1/2" 215 5582	18.50
50	3/4" 215 5651	15.70
60	3/4" 215 5661	16.40

Baseplate with ball valve 1/2"


Pipe Ø ID	Art. no.	€/pc. + VAT.
40	215 5640	22.70
50	215 5650	24.20
60	215 5660	26.40
80	215 5680	27.20


Ceiling mount for threaded rod complete

Pipe Ø ID	Art. no.	€/pc. + VAT.
40	215 5840	5.90
50	215 5850	6.30
60	215 5860	6.60
80	215 5880	6.80


Wall and ceiling mount complete

Pipe Ø ID	Art. no.	€/pc. + VAT.
40	215 5740	5.90
50	215 5750	6.30
60	215 5760	6.60
80	215 5780	6.80


Deburring knife complete

	Art. no.	€/pc. + VAT.
150 mm	215 5950	32.50
Replacement blade	215 5951	8.70


Taper bore drill

Drill	Art. no.	€/pc. + VAT.
8-20 mm	215 5960	59.50


Spot drilling device

Pipe Ø ID	Art. no.	€/pc. + VAT.
1/2"	215 5940	399.20


Metal fixture

Reach	Art. no.	€/pc. + VAT.
300 mm	215 5930	9.50
500 mm	215 5935	13.30


Hanger bolt

Dimensions	Art. no.	€/pc. + VAT.
M8 x 80	215 5961	0.39



To make sure that the peripherals around your compressed air lines are exactly what you need, we offer a range of components that perfectly match your system.

Compressed air requirements mean individual requirements and an individual supply - to allow this to happen, the service portfolio must be organised in a smart and flexible way.

Pipes and connections in a variety of sizes form the basis, complete with plates, brackets, or T-pieces.

Designation Article no. € plus VAT



Pressure regulator DR Ac 1/4" 12 bar ¹⁾	231 6050	18.00
Pressure gauge Ø 40 mm, 1/8" rear	231 6003	6.50

Pressure regulator DR Ac 1/2" 12 bar ¹⁾	231 6250	32.90
Pressure gauge Ø 40 mm, 1/8" rear	231 6003	6.50



Filter pressure regulator FDR Ac 1/4" 12 bar ¹⁾	231 6000	38.00
Replacement vessel filter regulator AC 1/4"	231 6001	13.90
Pressure gauge Ø 40 mm, 1/8" rear	231 6003	6.50

Filter pressure regulator FDR Ac 1/2" 12 bar ¹⁾	231 6200	49.00
Replacement vessel filter regulator AC 1/2"	231 6201	19.90
Pressure gauge Ø 40 mm, 1/8" rear	231 6003	6.50



Oil mist lubricator NÖ Ac 1/4" 12 bar ¹⁾	231 6060	26.00
Replacement vessel lubricator Ac 1/4"	231 6061	12.90

Oil mist lubricator NÖ Ac 1/2" 12 bar ¹⁾	231 6260	35.00
Replacement vessel lubricator Ac 1/2"	231 6261	20.90



Water trap WA Ac 1/4" 12 bar ¹⁾	231 6070	26.00
Water trap WA Ac 1/2" 12 bar ¹⁾	231 6270	34.50



Combined maintenance unit WE Ac 1/4" 12 bar ¹⁾	231 6080	69.00
Combined maintenance unit WE Ac 1/2" 12 bar ¹⁾	231 6280	90.00

Designation Article no. € plus VAT



Pressure regulator DR Ac 1" 12 bar ²⁾	231 6350	79.90
Pressure gauge Ø 40 mm, 1/8" rear	231 6003	6.50



Filter pressure regulator FDR Ac 1" 12 bar ²⁾	231 6300	119.00
Replacement vessel filter regulator AC 1"	231 6301	55.90
Pressure gauge Ø 40 mm, 1/8" rear	231 6003	6.50



Oil mist lubricator NÖ Ac 1" 12 bar ²⁾	231 6360	83.90
Replacement vessel lubricator Ac 1/2"	231 6361	54.90



Water trap WA Ac 1" 12 bar ²⁾	231 6370	87.90
--	----------	-------



Fig. shows the scope of delivery Installation example with 1" connection block

Connection block 1" with 2 x 1/2" thread	231 6380	34.90
Plug for thread 1/2"	215 1901	0.95/pc

²⁾ Inlet pressure max. 16 bar

¹⁾ Inlet pressure max. 12 bar

Designation
Article no. € plus VAT


Pressure regulator 1/4" 14 bar³⁾	231 4050	29.90 €
Pressure gauge regulator 14 bar	231 4002	4.50 €

Pressure regulator 1/2" 14 bar³⁾	231 4250	52.90 €
Pressure gauge regulator 14 bar	231 4002	4.50 €



Filter pressure regulator 1/4" 14 bar³⁾	231 4000	49.90 €
Replacement glass filter 1/4" 14 bar	231 4001	17.90 €
Pressure gauge regulator 14 bar	231 4002	4.50 €

Filter pressure regulator 1/2" 14 bar³⁾	231 4200	77.90 €
Replacement glass filter 1/2" 14 bar	231 4201	20.90 €
Pressure gauge regulator 14 bar	231 4002	4.50 €



Oil lubricator 1/4" 14 bar³⁾	231 4060	39.90 €
Replacement glass oiler 1/4" 14 bar	231 4061	14.90 €

Oil lubricator 1/2" 14 bar³⁾	231 4260	53.90 €
Replacement glass oiler 1/2" 14 bar	231 4261	17.90 €



Water trap 1/4" 14 bar³⁾	231 4070	30.90 €
Water trap 1/2" 14 bar³⁾	231 4270	46.90 €



Maintenance unit 1/4" 14 bar³⁾	231 4080	89.90 €
Maintenance unit 1/2" 14 bar³⁾	231 4280	134.90 €

Flow direction to the right. Flow direction to the left on request.

³⁾ Inlet pressure max. 16 bar

Compressed air fittings

Designation	Article no.	€ + VAT per pc.
Couplings with outside thread		
Coupling 1/4" OT	PU25 220 0001	3.99
Coupling 3/8" OT	PU25 220 0002	3.99
Coupling 1/2" OT	PU25 220 0003	3.99
Couplings with inside thread		
Coupling 1/4" IT	PU25 220 0011	3.99
Coupling 3/8" IT	PU25 220 0012	3.99
Coupling 1/2" IT	PU25 220 0013	3.99
Couplings with hose bars		
Coupling 6 mm	PU25 220 0021	4.19
Coupling 9 mm	PU25 220 0022	4.19
Coupling 13 mm	PU10 220 0023	4.40
Plug-in barb		
Plug-in barb 6 mm	PU25 220 0031	0.73
Plug-in barb 9 mm	PU25 220 0032	0.73
Plug-in barb 13 mm	PU25 220 0033	0.83
Plug-in nipples with outside thread		
Plug-in nipple 1/4" OT	PU25 220 0041	1.17
Plug-in nipple 3/8" OT	PU25 220 0042	1.33
Plug-in nipple 1/2" OT	PU25 220 0043	2.65
Plug-in nipples with inside thread		
Plug-in nipple 1/4" IT	PU25 220 0051	1.17
Plug-in nipple 3/8" IT	PU25 220 0052	1.40
Plug-in nipple 1/2" IT	PU25 220 0053	2.75
Distribution list		
2x 3/8" with coupling	PU5 220 0085	18.90
3x 3/8" with coupling	PU5 220 0095	29.50
Double hose bars		
Double hose bars 6 mm	PU25 220 0102	1.67
Double hose bars 9 mm	PU25 220 0103	2.20
Double hose bars 13 mm	PU10 220 0104	3.09
Reducing nipple short		
1/8 IT x 1/4 OT	PU25 220 0141	0.99
1/4 IT x 3/8 OT	PU25 220 0142	1.17
1/4 IT x 1/2 OT	PU25 220 0143	2.07
3/8 IT x 1/2 OT	PU25 220 0145	1.73
1/2 IT x 3/4 OT	PU25 220 0147	4.17
3/4 IT x 1 OT	PU25 220 0148	7.99
Reducing nipple long		
1/4 IT x 1/8 OT	PU10 220 0151	2.25
3/8 IT x 1/4 OT	PU10 220 0152	2.35
1/2 IT x 3/8 OT	PU10 220 0153	3.75
3/4 IT x 1/2 OT	PU10 225 0211	5.40
Sleeves		
Sleeves 1/4"	PU25 220 0132	1.59
Sleeves 3/8"	PU25 220 0133	2.09
Sleeves 1/2"	PU10 220 0134	3.60
Sleeves 3/4"	PU10 220 0138	5.30
Sleeves 1"	PU10 220 0135	16.65



Designation	Article no.	€ + VAT per pc.
Hose bars with outside thread		
Threaded barbs 1/8", 4 mm	PU25 220 0171	1.20
Threaded barbs 1/8", 6 mm	PU25 220 0172	1.65
Threaded barbs 1/8", 9 mm	PU25 220 0173	1.48
Threaded barbs 1/4", 6 mm	PU25 220 0174	1.80
Threaded barbs 1/4", 9 mm	PU25 220 0176	1.65
Threaded barbs 1/4", 13 mm	PU25 220 0181	2.29
Threaded barbs 3/8", 6 mm	PU25 220 0175	2.10
Threaded barbs 3/8", 9 mm	PU25 220 0177	2.05
Threaded barbs 3/8", 13 mm	PU25 220 0182	2.15
Threaded barbs 1/2", 6 mm	PU10 220 0178	3.49
Threaded barbs 1/2", 9 mm	PU10 220 0179	3.40
Threaded barbs 1/2", 13 mm	PU10 220 0180	3.89
T-piece with inside thread		
T-piece 1/8" IT	PU10 220 0190	4.25
T-piece 1/4" IT	PU10 220 0193	5.10
T-piece 3/8" IT	PU10 220 0196	4.45
T-piece 1/2" IT	PU10 220 0199	8.65
T-piece with outside thread		
T-piece 1/8" OT	PU10 220 0191	4.85
T-piece 1/4" OT	PU10 220 0192	5.10
T-piece 3/8" OT	PU10 220 0194	7.59
T-piece 1/2" OT	PU10 220 0198	12.20
Angle joint		
Angle joint 1/8" OT	PU10 220 0201	2.49
Angle joint 1/4" OT	PU10 220 0202	3.09
Angle joint 3/8" OT	PU10 220 0203	4.35
Angle joint 1/2" OT	PU5 220 0204	7.75
Blind plug		
Blind plug 1/8"	PU25 220 0211	3.09
Blind plug 1/4"	PU25 220 0212	1.30
Blind plug 3/8"	PU25 220 0213	1.75
Blind plug 1/2"	PU25 220 0214	2.55
Double nipple		
Double nipple T 1/8" x T 1/8"	PU25 220 0122	1.33
Double nipple T 1/4" x T 1/4"	PU25 220 0123	1.60
Double nipple T 1/4" x T 3/8"	PU25 220 0124	1.89
Double nipple T 1/4" x T 1/2"	PU10 220 0125	3.29
Double nipple T 3/8" x T 3/8"	PU10 220 012	1.89
Double nipple T 3/8" x T 1/2"	PU10 220 0127	3.20
Double nipple T 3/8" x T 3/8" left-handed	PU10 220 0130	7.75
Double nipple T 1/2" x T 1/2"	PU10 220 0128	2.95
Double nipple T 1/2" x T 3/4"	PU10 220 0129	7.65
Double nipple T 3/4" x T 3/4"	PU10 220 0136	7.75
Double nipple T 3/4" x T 1"	PU10 220 0137	13.45
Double nipple detachable		
Double nipple detachable OT 1/8" x 1/8"	220 0300	3.79
Double nipple detachable OT 1/4" x 1/4"	220 0301	4.20
Double nipple detachable OT 3/8" x 3/8"	220 0302	5.60
Double nipple detachable OT 1/2" x 1/2"	220 0303	7.05
Double nipple detachable OT 3/4" x 3/4"	220 0304	15.60
Double nipple detachable OT 1" x 1"	220 0305	29.30



Retail packaging

With cardboard back, packed in packing units (for the number of units refer to the PU table on the right)



Designation	Article no.	€ + VAT per pc.
Couplings with outside thread		
Coupling 1/4" OT	PU6 220 1001	4.79
Coupling 3/8" OT K 26	PU6 220 1002	4.79
Coupling 1/2" OT	PU6 220 1003	4.79
Couplings with inside thread		
Coupling 1/4" IT	PU6 220 1011	4.79
Coupling 3/8" IT	PU6 220 1012	4.79
Coupling 1/2" IT	PU6 220 1013	4.79
Couplings with hose bars		
Coupling 6 mm	PU6 220 1021	5.03
Coupling 9 mm	PU6 220 1022	5.03
Coupling 13 mm	PU6 220 1023	5.28
Plug-in barb		
Plug-in barb 6 mm	PU6 220 1031	0.88
Plug-in barb 9 mm	PU6 220 1032	0.88
Plug-in barb 13 mm	PU6 220 1033	1.00
Plug-in nipples with outside thread		
Plug-in nipple 1/4" OT	PU6 220 1041	1.85
Plug-in nipple 3/8" OT	PU6 220 1042	2.05
Plug-in nipple 1/2" OT	PU6 220 1043	3.21
Plug-in nipples with inside thread		
Plug-in nipple 1/4" IT	PU6 220 1051	1.85
Plug-in nipple 3/8" IT	PU6 220 1052	2.11
Plug-in nipple 1/2" IT	PU6 220 1053	3.30
Distribution list		
2x 3/8" with coupling	PU6 220 1085	22.68
3x 3/8" with coupling	PU6 220 1095	35.40
Double nipple		
T 1/4" x T 1/4"	PU6 220 1123	2.31
T 1/4" x T 3/8"	PU6 220 1124	2.55
T 1/4" x T 1/2"	PU6 220 1125	3.95
T 3/8" x T 3/8"	PU6 220 1126	2.55
T 3/8" x T 1/2"	PU6 220 1127	3.84
T 1/2" x T 1/2"	PU6 220 1128	3.54
Reducing nipple short IT/OT		
1/8" x 1/4"	PU6 220 1141	1.73
1/4" x 3/8"	PU6 220 1142	1.91
1/4" x 1/2"	PU6 220 1143	2.71
3/8" x 1/2"	PU6 220 1145	2.41
Reducing nipple long IT/OT		
3/8 IT x 1/4 OT	PU6 220 1152	2.95
1/2 IT x 3/8 OT	PU6 220 1153	4.50
PU in outer box		



Piston compressors

Screw-type compressors

System components

Compressed air maintenance units

Compressed air distribution

Tools

One-handed safety couplings

"Comfort" safety couplings

AIRCRAFT is the first manufacturer to use Airprofi series single-handed safety couplings for all compressed air take-off points.



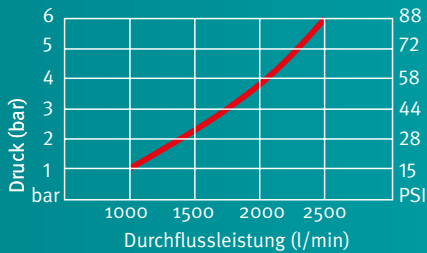
Your benefits at a glance:

Occupational safety

- No parts and dirt particles are projected out
- No backlash from the hose line compared with legacy quick-disconnect couplings
- The system fulfils the requirements in ISO 4414 and is BIA compliant. Increased safety standard at the workplace as a standard!

Very high flow rate

- The following diagram illustrates the very high flow rate



High resistance

- The plug-in nipple is not exposed to mechanical load; thus brass nipples also last longer

Comfort

- COMFORT safety couplings - incomparably easy to use
- **Zero pressure coupling** – the nipple can be guided with just two fingers


Universal coupling

- Usable with plug-in nipple systems from Germany, Switzerland, Italy and the USA

Patented safety



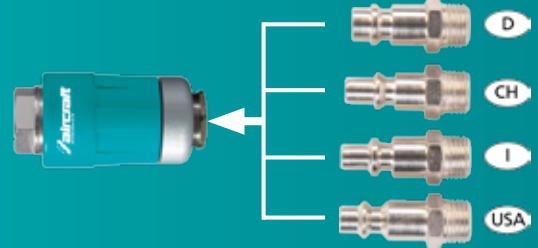
1 Free air flow



2 Air flow is cut-off and the valve is depressurized



3 The nipple can be easily removed without pressure backlash



Technical data

Temperature	- 15 °C + 80 °C
Plug-in nipple system	German, Swiss, Italian, US
Maximum pressure	20 bar
Weight	approx. 125 g
Throughput at 6 bar	2,500 l/min



Coupling with outside thread



Coupling with inside thread



Coupling with hose barb



Plug-in nipple OT



Plug-in nipple IT



Plug-in barb

Single-handed safety coupling

Type	Article no.:	€ plus VAT
1/4" outside thread	220 3101	18.90
3/8" outside thread	220 3102	18.90
1/2" outside thread	220 3103	19.90
1/4" inside thread	220 3104	18.90
3/8" inside thread	220 3105	18.90
1/2" inside thread	220 3106	19.90
6 mm with hose barb	New 220 3107	18.90
8 mm with hose barb	220 3108	18.90
10 mm with hose barb	220 3109	18.90
13 mm with hose barb	New 220 3111	19.90

Steel plug-in nipple/steel plug-in barb

Type	Article no.:	€ plus VAT
1/4" outside thread	220 3009	2.79
3/8" outside thread	220 3010	2.79
1/2" outside thread	220 3011	3.80
1/4" inside thread	220 3012	2.79
3/8" inside thread	220 3013	2.79
1/2" inside thread	220 3014	4.15
Plug-in barb, steel 9 mm	220 3015	2.65
Plug-in barb, steel 13 mm	220 3016	4.15

New

Single-handed safety couplings pressure relief and disconnecting at the push of a button



Your benefits at a glance:

Occupational safety

- No parts and dirt particles are projected out
- No backlash from the hose line compared with legacy quick-disconnect couplings
- The system fulfils the requirements in ISO 4414 and is BIA compliant. Increased safety standard at the workplace as a standard!

Very high flow rate

- The following diagram illustrates the very high flow rate
- Absolute tightness of the couplings and the thread

Economic benefits and stability

- Long service life of the coupling due to premium workmanship and reduced mechanical load
- Low energy costs due to long-term leak tightness of the coupling
- The plug-in nipple is not exposed to mechanical load; thus brass nipples also last longer
- Resilient to wear, impact stress, crushing, vibration and corrosion
- Lightweight, antistatic, scratch-proof material

Comfort

- safety couplings - incomparably easy to use
- The pressure is relieved and the compressed air system and tools are safety disconnected at the push of a button
- Pressureless coupling
- Ergonomic, compact shape for intuitive and natural handling
- Smaller dimensions for less use of space
- Trouble-free installation



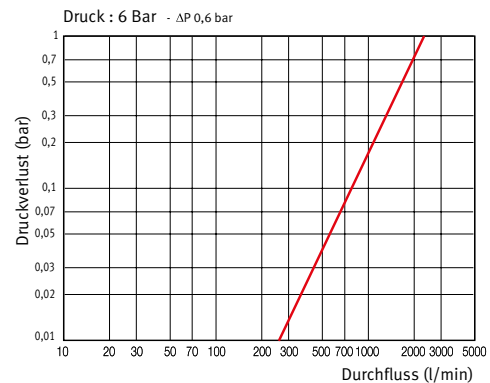
1 Free air flow



2 The air flow is cut-off and the valve is depressurized



3 The nipple can be easily removed without pressure backlash



Technical data

Temperature	- 15 °C + 70 °C
Plug-in nipple system	7.2 - 7.4 European profile
Maximum pressure	12 bar
Weight	approx. 86 g
Throughput at 6 bar	1,820 l/min



Coupling with outside thread

Coupling with inside thread

Coupling with hose barb



Plug-in nipple OT



Plug-in nipple IT



Plug-in barb

Single-handed safety coupling

Type	Article no.:	€ plus VAT
1/4" outside thread	220 3501	22.00
3/8" outside thread	220 3502	22.00
1/2" outside thread	220 3503	22.00
1/4" inside thread	220 3504	22.00
3/8" inside thread	220 3505	22.00
1/2" inside thread	220 3506	22.00
6 mm with hose barb	220 3510	22.00
9 mm with hose barb	220 3512	22.00
13 mm with hose barb	220 3514	22.00

Steel plug-in nipple/steel plug-in barb

Type	Article no.:	€ plus VAT
1/4" outside thread	220 3009	2.79
3/8" outside thread	220 3010	2.79
1/2" outside thread	220 3011	3.80
1/4" inside thread	220 3012	2.79
3/8" inside thread	220 3013	2.79
1/2" inside thread	220 3014	4.15
Plug-in barb, steel 9 mm	220 3015	2.65
Plug-in barb, steel 13 mm	220 3016	4.15

More plug-in nipples and bars on the previous pages.

Professional Aircraft service - four building blocks for your benefit



Our professional Aircraft customer service gives every customer the ability to choose the performance they need from our comprehensive program of services at any time.

Our services can be divided into the following four modules: inventory and requirements analysis, plant design and advisory

services, installation and commissioning, maintenance and after-sales service.

The AIRCRAFT service field force, and our service partners, ensure reliable, nationwide, on-site service for our customers.

1 Inventory and requirements analysis

- Determining your compressed air requirements
- Engineering and safety check of your existing system
- Energy efficiency measurements of the existing system
- Leakage measurements and leak finding for existing systems

3 Installation and commissioning

- Installation of your compressed air system
- Installing the complete pipe network
- Commissioning your compressed air system
- Training on site

New

2 Advisory services and system planning

- Planning of your compressed air system
- Identifying savings and optimisation potentials
- Creating installation drawings
- Project management in all phases of the installation

4 Service and maintenance

- On-site service for repairs and maintenance
- Service hotline with professional advisory service
- Reminder service for maintenance and testing deadlines Substitute compressor service

AIRCRAFT Service contacts:

Compressed air planning AIRCRAFT Deutschland:

Phone: +49 (0) 951 / 96 555 - 0
 Fax: +49 (0) 951 / 96 555 - 55
 Email: info@aircraft-kompressoren.de

Compressed air planning AIRCRAFT Austria:

Phone: +43 (0) 77 52 / 7 09 29 - 0
 Fax: +43 (0) 77 52 / 7 09 29 - 99
 Email: info@aircraft.at

Spare parts orders AIRCRAFT Germany:

Phone: +49 (0) 951 / 96 555 - 118 Mr. Temschenko
 - 117 Mr. Endres
 Fax: +49 (0) 951 / 96 555 - 119
 Email: ersatzteile@stuermer-maschinen.de

Spare parts orders AIRCRAFT Austria:

Phone: +43 (0) 77 52 / 70 929 - 0 Head office
 Fax: +43 (0) 77 52 / 70 929 - 99
 Email: info@aircraft.at





Compressed air tools and accessories

Airbrush kit and spray guns

- Airbrush complete kit for professionals and demanding hobbyists
- Professional paint spraying guns, standard and HVLP type
- For perfect coating results in automotive or wood coating applications
- Accurate and uniform, excellent coverage



1 Airbrush kit AS	210 1050	53.90
<ul style="list-style-type: none"> · Practical single-handed operation for paint and airflow control · With paint reservoirs, 22 ccm and 50 ccm made of glass and 5 ccm made of metal · With connecting hose 2 m · With gun holder · With reducer nipple adapter and flat spanner · Weight: 0.16 kg 		
Spare nozzle kit 0.3 mm	210 1052	20.90
2 Airbrushing gun ES	210 1260	32.90
<ul style="list-style-type: none"> · Adjustable circular section jet and wide-spread nozzle 0.5 mm · With colour rate control · Versatile for car repairs and model making · Plastic flowing cup 100 ml · Working pressure: 1 - 3 bar · Air consumption: 30 - 60 l · Weight: 0.40 kg 		
Nozzle set 0.5 mm for ES	210 1265	9.90
Nozzle set 0.7 mm for ES	210 1267	9.90
Spare gravity feed cup for ES	210 1261	9.90

3 Paint spraying gun SD	210 1400	19.90
<ul style="list-style-type: none"> · For universal use · infinitely variable for round and flat jet · With paint volume control · Plastic gravity feed cup 0.5 l · Nozzle 1.5 mm · Working pressure: 3.0 - 4.5 bar · Air consumption: 100 - 200 l · Weight: 0.5 kg 		
Nozzle set 1.2 mm for SD	210 1412	14.90
Nozzle set 1.5 mm for SD	210 1415	14.90
Nozzle set 2.0 mm for SD	210 1420	14.90
Nozzle set 2.5 mm for SD	210 1425	14.90
Spare gravity feed cup for SD	210 1401	10.90
4 Paint spraying gun PJ HVLP	210 1600	79.00
<ul style="list-style-type: none"> · For premium use · infinitely variable paint volume control · Plastic gravity feed cup with drip stop 0.75 l · Nozzle 1.4 mm · with paint strainer · Working pressure: 3.5 - 4 bar · Air consumption: 150 - 200 l · Weight: 0.7 kg 		
Nozzle set 1.4 mm for PJ HVLP	210 1614	33.50
Nozzle set 1.7 mm for PJ HVLP	210 1617	33.50
Nozzle set 2.0 mm for PJ HVLP	210 1620	33.50
Nozzle set 2.2 mm for PJ HVLP	210 1622	33.50
Spare gravity feed cup 0.75 l for PJ HVLP	210 1601	10.90
Paint filter for PJ HVLP	210 1602	2.75



5 HVLP PRO

HVLP paint spraying guns

- Normal pressure spray gun HVLP system. Lower atomisation pressure reduces backlash and spray mist
- Reduced air consumption
- Reduced paint consumption
- More effective coverage
- reduces disposal costs for overspray and filter



legacy principle



HIGH VOLUME LOW PRESSURE



8 Inline pressure controller

9 Inline water trap



10 Wall mounting

5	Paint spraying gun HVLP PRO	210 1700	179.00
	<ul style="list-style-type: none"> · for professional use · continuously adjustable for round and flat jet · with continuously adjustable paint volume control and air flow control · Nozzle set 1.5 mm stainless steel · Plastic gravity cup 680 ml in a handy storage case with wear parts, in-line pressure regulator and 3 paint filters 		
	<ul style="list-style-type: none"> · Weight: 0.92 kg · Working pressure: 2 - 2.5 bar · Air consumption: 200 - 270 l 		
	Nozzle set 1.3 mm for HVLP PRO	210 1713	53.90
	Nozzle set 1.5 mm for HVLP PRO	210 1715	53.90
	Nozzle set 1.7 mm for HVLP PRO	210 1717	53.90
	Nozzle set 1.9 mm for HVLP PRO	210 1719	53.90
	Nozzle set 2.2 mm for HVLP PRO	210 1722	53.90
	Nozzle set 2.5 mm for HVLP PRO	210 1725	53.90
	Spare gravity feed cup for HVLP PRO	210 1701	26.90
6	Paint filter (PU10 pcs.)	210 1703	16.50
7	Repair kit HVLP PRO	210 1730	9.50

8	Inline pressure controller with pressure gauge	210 1910	31.90
	<ul style="list-style-type: none"> · For exact control of the air pressured directly at the gun · Connecting thread: Inlet side 1/4" IT, outlet side 1/4" OT 		
9	Inline water trap	231 1900	9.50
	<ul style="list-style-type: none"> · For direct connection with the gun · Dry air even with long air lines · Connecting thread: Inlet side 1/4" IT, outlet side 1/4" OT 		
10	Wall mount for paint spraying gun	210 1010	12.90
	<ul style="list-style-type: none"> · magnetic · Paint spray gun always at hand · Holding force 4 kg 		



6 Paint filter (PU 10 pcs.)



7 Repair kit HVLP PRO

Blow cleaning

Blow guns

- The right blow gun for your application in production, the workshop, for the car or around the home
- For quick cleaning, even in those hard to reach places
- Different versions available, tailored to the respective application area
- PRO models for professional use

Technical data	
Working pressure	2 - 8 bar
Air requirement	80 - 300 l/min

- All blowguns including coupling plug



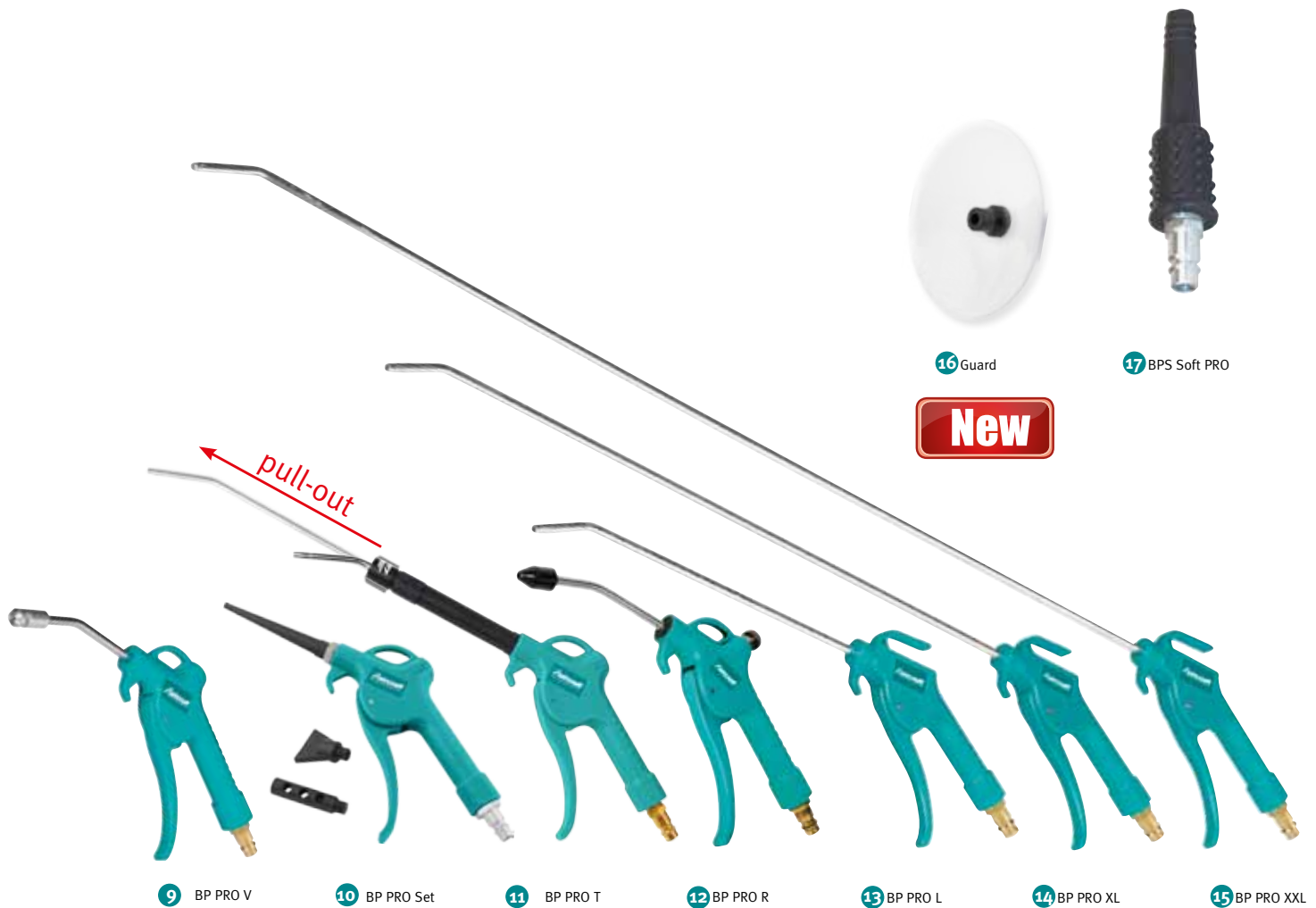
New

- Hose connection possible at top and bottom
- No hose tangle

1	Blow gun short BPK (PU 10)	211 2100	4.35 / Pc.
	<ul style="list-style-type: none"> · Handy, robust aluminium design · Weight: 0.18 kg 		
2	Blow gun long BPL (PU 10)	211 2110	5.90 / Pc.
	<ul style="list-style-type: none"> · Handy, robust aluminium design · Length of blowpipe: 160 mm · Weight: 0.22 kg 		
3	Blow gun BP PRO-E (PU 5)	210 2180	13.90 / Pc.
	<ul style="list-style-type: none"> · Dosable with standard nozzle Ø 1.5 mm · Thread M12 x 1.25 · Gun housing made of forged aluminium · Anodized trigger · Weight: 0.19 kg 		
4	Blow gun BPI PRO (PU 5)	210 2170	16.50 / Pc.
	<ul style="list-style-type: none"> · With injector nozzle, 100% higher air flow thanks to venturi tube · Working pressure 1.0 - 6.0 bar · Weight: 0.27 kg 		
5	Blow gun BP PRO DUO	210 2190	23.90 / Pc.
	<ul style="list-style-type: none"> · Aluminium body with rubber coating to prevent air flow chill · Including interchangeable long nozzle (112 mm) and short nozzle · Connection options for the air inlet from the top or bottom for easy connection to the gun and to avoid hose tangle · Fine dosing of the air volume via trigger and adjusting screw · Long trigger for easy and controlled operation · Weight 0.20 kg 		

6	Nozzle set for blow gun, 5-part	210 2192	15.90
	<ul style="list-style-type: none"> · Adapter, venturi tube, spray nozzle, ball pumping nozzle, rubber nozzle Ø 35mm · Suitable for BP PRO DUO, 2102190 and BP PRO, 2112140 		
7	Blow gun kit BP PRO	211 2120	79.00 / 10 pcs. each
	<ul style="list-style-type: none"> · Unlimited applications in production, workshops, for the car and in the home. For rapid cleaning of large surfaces and those hard to reach places. · Weight: 0.14 kg · Set of 10 		
8	Blow gun PRO G (PU 5)	211 2121	9.90 / Pc.
	<ul style="list-style-type: none"> · Perfectly suited for sensitive surfaces · Nozzle tip with removable rubber jacket prevents scratches · Avoids cold hands thanks to full plastic housing · Infinitely variable control of the air flow thanks to long trigger · Weight: 0.14 kg 		





9 BP PRO V

10 BP PRO Set

11 BP PRO T

12 BP PRO R

13 BP PRO L

14 BP PRO XL

15 BP PRO XXL

New

New

9 Blow gun PRO V (PU 5) 211 2122 11.90 / Pc.

- Approx. 100% higher air flow through the venturi tube
- Infinitely variable control of the air flow thanks to long trigger
- No cold hands due to all plastic housing
- Weight: 0.14 kg

10 Blow gun BP PRO KIT **New 211 2140 13.90 / Pc.**

- With three-part nozzle set:
Fan nozzle for cleaning large surfaces,
Extension nozzle for blowing out those hard to reach places
and venturi tube to increase the air flow by up to 100%
- Impact-resistant plastic body
- Weight: 0.17 kg

11 Blow gun BP PRO T **New 211 2135 21.90 / Pc.**

- With continuously pull-out, telescopic nozzle from 165 - 280 mm
- Pull-out and rotating nozzle makes it easy to
to blow clean those hard to reach areas
- Avoids cold hands thanks to full plastic housing
- Impact-resistant plastic body
- Weight: 0.17 kg

12 Blow gun PRO R (PU 5) 211 2130 13.90 / Pc.

- With adjustment screw for setting the maximum air flow
- Perfectly suited for sensitive surfaces
- Nozzle tip with removable rubber jacket prevents scratches
- Infinitely variable control of the air flow thanks to long trigger
- No cold hands due to all plastic housing
- Weight: 0.14 kg

13 Blow gun PRO L (PU 5) 211 2123 10.70 / Pc.

- With 250 mm blowpipe for hard to reach places
- Infinitely variable control of the air flow thanks to long trigger
- No cold hands due to all plastic housing
- Weight: 0.16 kg

14 Blow gun PRO XL (PU 5) 211 2124 14.50 / Pc.

- Design as per blow gun BPP PRO L but with 500 mm blowpipe
- Weight: 0.18 kg

15 Blow gun PRO XXL (PU 5) 211 2125 18.90 / Pc.

- Design as per blow gun BPP PRO L but with 800 mm blowpipe
- Weight: 0.22 kg

16 Protective shield for blow guns BP PRO **New 211 2150 5.90 / Pc.**

- Perfect for blowing out blind holes
- Avoids backlash from swarf, coolant etc.

17 Blow gun Soft BPS PRO (PU 5) 210 2130 7.90 / Pc.

- Handy blow-out gun for easy blow cleaning tasks
- Activated by slight pressure to the gun tip
- Air rate adjustable through actuation pressure

Tyre inflator and pressure gauge

- For checking and inflating tyres
- Standard and calibrated type



1 SD / SD-G (fig. shows calibrated type SD-G)



2 PRO-E



3 PRO / PRO-G



Calibrated

4 PRO-G COMPACT

1 Tyre inflator and pressure gauge SD	210 2300	13.90
· With quick coupling	· Weight: 0.39 kg	
· Working pressure: max. 8 bar	· Measuring range: 0-8 bar	
Spare pressure gauge Ø 63 mm	210 2302	7.90
1 Tyre inflator and pressure gauge SD-G calibrated	210 2350	33.50
· With quick coupling	· Weight: 0.39 kg	
· Working pressure: max. 10 bar	· Measuring range: 0-10 bar	
Spare pressure gauge Ø 63 mm calibration capable	210 2351	17.50
2 Quick coupling for SD, SD-G, PRO and PRO-G	210 2301	2.50
Tyre inflator and pressure gauge PRO E	210 2700	49.90
· Professional type with rocker arm connector		
· Ergonomically shaped with grip body made of high-strength plastic material		
· High-quality precisely readable pressure gauge Ø 63 mm		
· Working pressure: max. 10 bar	· Measuring range: 0-10 bar	
· Weight: 0.47 kg		

3 Tyre inflator and pressure gauge PRO	210 2500	58.00
Professional type	· with quick coupling	
· High-quality precisely readable pressure gauge Ø 80 mm		
· Working pressure: max. 12 bar	· Measuring range: 0-10 bar	
· Weight: 0.60 kg		
Spare pressure gauge Ø 80 mm calibration capable	210 2601	37.00
3 Tyre inflator and pressure gauge PRO-G calibrated	210 2600	69.00
· Working pressure: max. 12 bar	· Measuring range: 0-10 bar	
· Weight: 0.58 kg		
Spare pressure gauge PRO Ø 80 mm calibration capable	210 2601	40.00
4 Tyre inflator and pressure gauge PRO-G COMPACT calibrated	210 3010	87.90
Compact professional design, aluminium with lever connector		
High quality, excess pressure protected gauge with metal housing Ø 63 mm		
· Weight: 0.60 kg	· working pressure: max. 10 bar	
· Measuring range: 0-10 bars		
Spare pressure gauge PRO-G COMPACT Ø 63 mm	210 3011	24.50
Pressure gauge calibration capable		

Upright tyre inflator

- The perfect device for mobile tyre inflation service
- With easy single-handed operation using the "Plus-Minus handle"
- With inclined large pressure gauge for optimum readability
- Offset double-sided filling station connector for all tyre valves with valve thread VT 8 (passenger cars, trucks and motorcycles)
- Location independent thanks to built-in air tank
- Automatic refilling when the tank is reattached



Calibrated

1 SFM-G




Easy single-handed operation via "Plus-Minus handle"



2 Filling valve

1 Portable upright inflator/pressure gauge SFM-G	210 2860	849.00
· With air tank (approved as gas pressure vessel) and filling valve		
· Calibrated model	· including double-sided connector for filling stations with double connector for twin tyres	
· Excess pressure protected up to 16 bar		
· Air tank capacity: 6 l · Filling pressure tank: 16 bar		
· Operating temperature -10 to +60 °C		
· Working pressure: max. 10 bar	· Measuring range: 0-10 bar	
· Secondary scale 0 - 140 psi	· Weight: 7.1 kg	

2 Filling valve connector T 1/2	210 2861	29.90
--	-----------------	--------------



New

5	Tyre inflator and pressure gauge PRO-G H calibrated	210 2800	135.00
	<ul style="list-style-type: none"> Particularly robust professional design with lever connector for filling stations and garages High quality, pressure gauge, excess pressure protected Ø 80 mm in horizontal use position Including double scale pressure gauge for 2 read-off areas Working pressure: max. 10 bar · Measuring range: 0-10 bar · Weight: 0.9 kg 		
6	Tyre inflator and pressure gauge PRO-G DUO calibrated	210 2850	149.00
	<ul style="list-style-type: none"> Particularly robust professional design for filling stations and garages Universal offset double-sided filling station connector (also for twin-tyres and motorcycle tyres) High quality, pressure gauge, excess pressure protected Ø 80 mm in horizontal use position Including double scale manometer for 2 reading ranges Working pressure: max. 10 bar · Measuring range: 0-10 bar · Weight: 1 kg 		
	Spare pressure gauge PRO-G H/PRO-G DUO Ø 80 mm	210 2801	89.90

7	XL hose with lever connector	210 2804	37.90
	<ul style="list-style-type: none"> Hose length 2500 mm matches tyre inflator and pressure gauges PRO G DUO and Pro-G H 		
8	Twin connector (PU 5)	210 2605	10.90 / pc.
	<ul style="list-style-type: none"> With rubber grip and double-sided plug-in valve Hose barb 6 mm · Weight: 0.14 kg 		
9	Filling station connector PRO DUO	210 2803	26.50 / pc.
	<ul style="list-style-type: none"> Plugs onto lever or torque type connector Curved version 		
10	Lever connector	210 2802	11.50 / pc.
	<ul style="list-style-type: none"> Including hose clamp and captive valve pins Hose barb 6 mm 		
11	Adapter set (PU 10)	210 2900	4.95 / Set
	<ul style="list-style-type: none"> consisting of: Bicycle valve adapter, narrow nozzle, wide nozzle for bicycles, balls, inflatable boats, air beds 		


Compressed air kits



3	Quality compressed air set entry-level version 6-part	210 2006	24.90
	<ul style="list-style-type: none"> consisting of: 1 Blow gun, 1 tyre inflator SD, 1 premium polyurethane spiral hose, 1 3-piece adapter set 		
	Quality compressed air set 7-part	210 2007	33.50
	Same as Art. no. 210 2006, plus 1 paint spraying gun		
	Quality compressed air set 8-part	210 2008	44.50
	Same as Art. no. 210 2007, plus 1 additional spray gun		

4	Tyre replacement set 11-part	240 0100	85.00
	<ul style="list-style-type: none"> consisting of: Tire inflator/pressure gauge, blow gun, spiral hose 5 m, Adapter kit 3-part, 1/2", sockets impact driving tool: 17 mm, 19 mm, 21 mm, oil bottle in rugged plastic case 		

Cartridge guns and silicone applicators



1	Cartridge gun KP	210 2250	49.00
	<ul style="list-style-type: none"> · For commercially available cartridges · With quick ventilation, no material drips · Only works with cartridge · Air requirement: 50 l/min · Working pressure: approx. 1.5 - 2.5 bar · Weight: 0.5 kg 		

2	Cartridge gun KP-R	210 2260	109.00
	<ul style="list-style-type: none"> · For commercially available cartridges · With quick ventilation, no material drips · Infinitely adjustable for correct dosing of material · Cartridge container can be rotated · Air consumption: 60 l/min · working pressure: approx. 1.5 - 2.5 bar · Weight: 0.56 kg 		

3	Cartridge gun KP PRO	210 2270	199.00
	<ul style="list-style-type: none"> · For commercially available cartridges · With quick ventilation, no material drips · Infinitely variable · Air consumption approx.: 100 l/min · working pressure: up to 8-bar · Weight: 1.04 kg 		

4	Silicone applicator SP PRO	210 2290	219.00
	<ul style="list-style-type: none"> · For commercially available 600 ml silicone beads · With quick ventilation, no material drips · Infinitely variable · Air consumption approx.: 100 l/min · working pressure: up to 8-bar · Weight: 1.32 kg 		

Spray guns / Underbody protection gun



1	Spray gun aluminium SPA	210 2200	15.50
	<ul style="list-style-type: none"> · For spraying cold cleaners, cleaning agents and spray oils with 1 l aluminium tank · with bayonet connector · Weight: 0.46 kg · Air requirement: 200 l/min · Working pressure 4-6 bars 		

2	Spray gun aluminium SPA	210 2220	38.90
	<ul style="list-style-type: none"> · For spraying cold cleaners, cleaning agents and spray oils with 1 l aluminium tank · with bayonet connector · With material and air quantity adjustment · Air consumption: 120-220 l/min · working pressure: 3-6 bar · Weight: 0.68 kg 		

3	Spray gun aluminium SPA	210 3000	97.50
	<ul style="list-style-type: none"> · For spraying cold cleaners, cleaning agents and spray oils · With 360° swivelling spray tube · Including 0.7 l plastic container · Weight: 0.85 kg · Including nozzle Ø 3 mm and adjustable jet · Air consumption: 160 l/min · working pressure: 2-6 bar 		

4	Cork gasket for spray gun SPK	210 3001	1.59
			

Grease gun kits



5	Grease gun set FPS PRO	210 2230	38.90
	<ul style="list-style-type: none"> For commercially available 400 g DIN cartridges or direct filling Manual type: Pumping of grease due to each actuating of the pull-off With nozzle pipe, flexible hose and hydraulic tip Air consumption: 0.4 l/stroke Working pressure: 2-8 bar Weight: 1.5 kg Pressure ratio: 1:40 		
6	Grease gun kit FPS PRO automatic	210 2240	49.00
	<ul style="list-style-type: none"> For commercially available 400 g DIN cartridges or direct filling Automatic type: Grease is pressed out in impacts as long as the pull-off is pushed 400 mm connection hose for hard to reach places Air consumption approx.: 0.4 l/stroke Working pressure: 2-8 bar Weight: 1.6 kg Pressure ratio: 1:40 		

7	Grease gun kit FPS PRO D	210 2245	New	65.90
	<ul style="list-style-type: none"> For commercially available 400 g DIN cartridges or direct filling Automatic type: Grease is pressed out in impacts as long as the pull-off is pushed 400 mm connection hose for hard to reach places For hard-to-reach lubrication points, the container can also be rotated through 360° With special bleeder valve: Air inclusions can be bled quickly and easily using this valve Air consumption approx.: 0.4 l/stroke Working pressure: 2-8 bar Weight: 1.6 kg Pressure ratio: 1:40 			
8	Dump valve for grease guns	210 2247	New	8.90
	<ul style="list-style-type: none"> For simple bleeding of grease guns For fast work without interruptions 			



5 RP

5	Cleaning gun RP	New	210 2210	139.00
	<ul style="list-style-type: none"> Cleaning gun for fast, gentle and thorough cleaning of various materials such as fabrics, glass, metal, plastic, painted surfaces... Rotating nozzle type spray gun Wet and dry application possible Atomises the detergent to achieve best effect Infinitely adjustable cleaning agent dosing Easy to use Speed: 6000 rpm Air consumption: approx. 200 l/min Tank volume: 900 ml Weight: 0.9 kg Working pressure: 6.3 bar 			



6 UHP PRO

6	Underbody protection gun UHP PRO	210 4150	25.90
	<ul style="list-style-type: none"> For underbody and cavity sealing With wide riser tube for viscose material For commercial cans with 40 mm cord thread Supplied with 550 mm spray hose as standard equipment Weight: 0.40 kg Working pressure: 4 - 6 bar Air consumption: 120 - 180 l 		

Sandblasting guns



New

1 MSP



2 Abrasives for MSP

1	Mini sandblasting gun MSP	New	210 3050	58.00
----------	----------------------------------	------------	-----------------	--------------

- Ideal for spot repairs in automotive applications, refurbishing work in case of stone impact and flash rust
- Suitable for selective processing of small areas
- Ideally suited for engraving, roughing and cleaning of various materials such as painted body parts, glass, or plastic surfaces
- Very gentle on the substrate material
- With 1.5 m compressed air hose for good mobility
- Scope of delivery:
Blasting material tank made of light plastic, 200 g aluminium oxide in plastic container with lid, propellant can adapter with adjusting screw, connector adapter 1/4" IT, 1.5 m air hose
- Working pressure 2 - 2.5 bar
- Air consumption: approx. 200 l/min

	Replacement nozzle for sandblasting brush MSP	210 3051	2.75
2	Sandblasting medium	210 3053	17.50

- 200 g aluminium oxide
- In a glass



3 SPB



4 SPS



5 SPS PRO

3	Sandblasting gun SPB	210 3100	23.50
----------	-----------------------------	-----------------	--------------

- Hardened special nozzle including suction cup 1 l
- Nozzle diameter: 6 mm · Weight: 0.50 kg
- Working pressure 4 - 8 bar · Air consumption 250-300 l

Spare nozzle SPB, SPC	210 3101	6.40
------------------------------	-----------------	-------------

4	Spare nozzle SPS	210 3300	23.50
----------	-------------------------	-----------------	--------------

- Allows suction of abrasive material from external containers
- Nozzle diameter: 6 mm · Weight: 0.48 kg
- Working pressure: 4 - 8 bar · Air consumption 250-400 l

Spare nozzle SPB, SPC	210 3101	6.40
------------------------------	-----------------	-------------

5	Sandblasting gun SPS PRO	210 3550	58.50
----------	---------------------------------	-----------------	--------------

- for blasting media up to 0.8 mm grain size
- Including suction hose, length 170 cm, ID 18 mm / OD 24 mm
- Including hardened jet nozzle · Weight: 1.2 kg
- Hardened nozzle 6 mm included in the delivery volume
- Working pressure: 5 - 8 bar · Air consumption: 320 - 420 l/min

Spare nozzle hardened 6 mm for SPS PRO	210 3551	13.90
Spare nozzle hardened 8 mm for SPS PRO	210 3552	13.90



SSK Series - sandblasting cabinets for clean sandblasting operation without polluting the work environment

- Suitable for a variety of abrasives, e.g., quartz, glass or plastic peen shot, etc.
- Ideal for cleaning, rust removal, or removing paint from metal parts of all kinds such as engine parts, fittings, signs, housings, wheels, hinges
- Quality Latex work gloves firmly connected to the housing
- Hood with view window and adhesion bonded protective film for optimum visibility and protection when processing the workpiece
- Hood and door frame with circumferential seals for dust-free work
- With drain plug for changing the abrasive
- With sturdy wire shelf for positioning

- workpieces in the cabin interior
- Suction pipe for abrasive at bottom of catchment tank
- With compressed air connection on the outside
- Equipped with rubber feet to prevent slipping and for stability

Scope of delivery:

- Premium sandblasting gun with ceramic nozzle
- 4 pcs. ceramic nozzle (4/5/6/7 mm)
- 12 volt fluorescent tube 230 volt power supply and external switch
- Incl. 5 pcs. replacement film for viewing window
- Two large, integrated work gloves made of latex

Scope of delivery SSK 3 where different:

- 2 fluorescent tubes (230 volt), in separate housing with protective screen and replaceable protective film, including 5 replacement films
- Light switch with double function: Extraction and cabin lighting are switched on and off at the same time
- Maximum working pressure adjustable via pressure regulator with pressure gauge



SSK 1

- Hood easily removable via rotary lock
- Cabin air vent equipped with dirt filter

SSK 2

- Large door for loading and unloading
- Cabin air vent equipped with dirt filter
- 2 vents (1 exhaust air connection \varnothing 92 mm and 1 exhaust air connection \varnothing 64 mm) for connecting a dust extraction system

SSK 3

- Two side doors and a front flap for quick and easy loading and unloading
- Integrated extraction system with replaceable air filter
- Sandblasting gun without trigger - air flow controlled via foot pedal

Model	SSK 1
Article no.:	620 4000
€ plus VAT	159.00

Technical data	
Cabin volume	90 l
Air consumption	200 - 350 l/min
Working pressure	2.8 - 8.0 bar
Max. working pressure	8.6 bar
Compressed air supply	3/8"
Abrasive grain size	40 - 120 mesh
Cabin internal dimensions	580 x 480 x 300 mm
External dimensions:	590 x 485 x 490 mm
Weight	17 kg

Accessories SSK 1	PU	Article no.	€ plus VAT
Sandblasting gun		620 4101	12.90
Gloves		620 4100	9.90
Filter		620 4102	5.90
Protective film	5	620 4103	4.80
Viewing window		620 4104	15.90
Ceramic nozzle set			
4/5/6/7mm		620 4130	3.90
Fluorescent tube		620 4113	14.90

Model	SSK 2
Article no.:	620 4001
€ plus VAT	429.00

Technical data	
Cabin volume	220 l
Air consumption	200 - 500 l/min
Working pressure	2.8 - 8.0 bar
Max. working pressure	8.6 bar
Compressed air supply	3/8"
Abrasive grain size	40 - 120 mesh
Cabin internal dimensions	840 x 550 x 360 mm
External dimensions:	950 x 660 x 1380 mm
Weight	55 kg

Accessories SSK 2	PU	Article no.	€ plus VAT
Sandblasting gun		620 4101	12.90
Gloves		620 4110	10.90
Protective film	5	620 4111	4.90
Viewing window		620 4112	18.90
Ceramic nozzle set			
4/5/6/7mm		620 4130	3.90
Fluorescent tube		620 4113	14.90

Model	SSK 3
Article no.:	620 4002
€ plus VAT	1,199.00

Technical data	
Cabin volume	340 l
Air consumption	400 - 800 l/min
Working pressure	3.4 - 8.0 bar
Max. working pressure	8.6 bar
Compressed air supply	3/8"
Abrasive grain size	40 - 120 mesh
Cabin internal dimensions	1210 x 600 x 580 mm
External dimensions:	1310 x 920 x 1700 mm
Weight	125 kg

Accessories SSK 3	PU	Article no.	€ plus VAT
Sandblasting gun		620 4124	36.90
Gloves		620 4120	10.90
Filter		620 4123	49.90
Viewing window		620 4122	18.90
Ceramic nozzle set			
2 x 6mm / 2 x 7mm		620 4131	7.50
Protective screen			
Illumination		620 4125	3.90
Protective film			
Illumination	5	620 4126	4.00

Impact driving tools

Professional impact driving tools in lightweight, composite design with powerful torque for

- High-performance driving tools with composite housing made of impact-proof plastic material
- Low-vibration, cold-insulated handle
- Very lightweight and compact design and maximum power
- Tightening torque adjustable in 3-stages
- Exhaust air ducting via handle, prevents brake dust raising
- For tyre replacement, repairs and assembly work



Komposit 1/2" C

1



Tightening torque adjustable in 3 stages



Komposit 1/2"

2

1 Impact driving tool Komposit 1/2" Compact PRO 240 1400 179.00

- High-performance dual impact mechanism
- Chuck: 1/2"
- Air consumption approx.: 7 l/s
- Working pressure: 6.3 bar
- Weight: 1.2 kg
- Torque
- Right-handed rotation: 430 Nm
- Left-handed rotation: 540 Nm

2 Impact driving tool Komposit 1/2" PRO 240 1420 199.00

- High-performance dual impact mechanism
- Chuck: 1/2"
- Air consumption approx.: 6.8 l/s
- Working pressure: 6.3 bar
- Weight: 2.2 kg
- Torque
- Right-handed rotation: 800 Nm
- Left-handed rotation: 1080 Nm

Industrial impact driving tool 3/4"

- Proven standard impact driving tool
- For tough work in automotive applications, on assembly lines and in agriculture



New

1 IS 3/4" Komposit



2 IS 3/4" PRO

1 Industrial impact driving tool IS 3/4" Komposit 240 1260 195.00

- Handy, impact driving tool with impact-proof composite housing
- With dual-hammer impact mechanism for rapid torque build-up
- Exhaust air ducting via handle, prevents brake dust raising
- Torque can be adjusted in three stages for clockwise rotation
- Speed anti-clockwise: max. 7000 rpm
- Seat: 3/4" square
- Air consumption approx.: 8.5 l/s
- Working pressure: max. 6.3 bar
- Weight: 3.2 kg
- Torque
- Anti-clockwise rotation: max. 1220 Nm
- Clockwise rotation: adjustable in 3-stages

2 Industrial impact screw driver IS 3/4" PRO 240 1250 299.00

- Impact force for clockwise/anti-clockwise rotation separately adjustable in 6 stages
- Seat: 3/4" square
- Air consumption approx.: 7.5 l/s
- Working pressure: max. 6.3 bar
- Weight: 5.6 kg
- Torque: approx. 1220 Nm

Car repair shops, builders and trades, industry



Komposit 3/4"

3



Komposit 1"

4

Starting torque adjustable in 3-stages

3 Impact driving tool Komposit 3/4" PRO 240 1440 499.00

Rugged, durable roller impact mechanism

- Chuck: 3/4"
- Air consumption approx.: 8.5 l/s
- Working pressure: 6.3 bar
- Weight: 3.8 kg
- Torque
- Right-handed rotation: 1350 Nm
- Left-handed rotation: 1620 Nm

4 Impact driving tool Komposit 1" PRO 240 1450 609.00

Rugged, durable roller impact mechanism

- 200 mm spindle with handle
- Chuck: 1"
- Air consumption approx.: 8.7 l/s
- Working pressure: 6.3 bar
- Weight: 5.0 kg
- Torque
- Right-handed rotation: 1350 Nm
- Left-handed rotation: 1620 Nm


Industrial impact screw driver 1"

- Proven standard impact driving tool with dual-hammer impact for rapid torque build-up
- Torque adjustable in 3 stages for clockwise and anti-clockwise action
- For tough applications in the automotive sector on trucks, buses, for forwarding companies, etc.



3 IS 1" PRO

New



4 IS 1" PRO Duo

particularly lightweight

5 Inline oilers



3 Industrial impact driving tools 1" PRO **New** 240 1310 415.00

- Seat: 1" square
- Air consumption approx.: 9.5 l/s
- Working pressure: max. 6.3 bar
- Weight: 18 kg
- Speed anti-clockwise: 3600 rpm
- Torque
- Anti-clockwise rotation: max. 2800 Nm

4 Industrial impact driving tools 1" PRO Duo 240 1350 829.00

- 200 mm spindle · particularly lightweight design
- Chuck: 1" square head
- Air consumption approx.: 9.3 l/s
- Working pressure: max. 3000 Nm
- Torque: max. 6.3 bar
- Weight: 10.6 kg

5 Inline oiler 231 0010 8.90

Impact driving tool sets



1 Set ISS 1/4"



2 Set 1/2"

1 Impact driving tool set ISS 1/4" New 240 1050 199.00

- Lightweight and handy with 4-stage torque adjustment
 - Perfect for loosening tight bolts and glow plugs
 - Tear-off can be avoided to a great extent due to the adjustable torque
 - Single-hand operation for switch-over from anti-clockwise/clockwise rotation
 - Air ducting via cold-insulated, rubber-coated handle.
 - Including 5 long sockets 8, 9, 10, 11, 12 mm, ball joint, extension
- | | |
|----------------------------------|--------------------------|
| · Seat: 1/4" square | · Weight: 0.9 kg |
| · Air consumption approx.: 5 l/s | · Torque: 10/20/30/40 Nm |
| · Working pressure: 6.3 bar | |

2 Impact driving tool set 1/2" 240 1100 63.90

- Premium impact driving tool with hammer impact mechanism
 - Including ten sockets: 9, 10, 11, 13, 14, 17, 19, 22, 24, 27 mm, extension and inline oiler
- | | |
|---|----------------------------------|
| · Chuck: 1/2" square head | · Air consumption approx.: 6 l/s |
| · Working pressure approx.: max. 320 Nm | · Torque: 6 bar |
| · Weight: 2.2 kg | |

Accessories for impact driving tools



Tightening torque adjustable in 3 stages



1 Set 1/2" Komposit PRO



2 Impact driving tool socket set

1 Impact driving tool set 1/2" Komposit PRO 240 1430 229.00

- Including ten sockets: 9, 10, 11, 13, 14, 17, 19, 22, 24, 27 mm, extension and inline oiler
- | | | |
|------------------------------------|------------------------|---------|
| · Chuck: 1/2" | · Torque | |
| · Air consumption approx.: 6.8 l/s | Right-handed rotation: | 800 Nm |
| · Working pressure: 6.3 bar | Left-handed rotation: | 1080 Nm |
| · Weight: 2.2 kg | | |

2 Impact driving tool socket set 1/2" 10 pcs. 240 0001 19.90

- Reinforced type · hardened · in metal box
- Dimensions: 10, 11, 12, 13, 15, 17, 19, 21, 22, 24

Impact driving tool socket set 3/4" 8 pcs. 240 0002 59.90

- Dimensions: 26, 27, 29, 30, 32, 35, 36, 38

Impact driving tool socket set 1" 7 pcs. 240 0003 95.00

- Dimensions: 24, 27, 30, 32, 35, 36, 38



3 ISS 1/2" PRO



4 Set 1/2" Mini

3 **Impact driving tool set Komposit SS 1/2"** **New** 240 1220 125.00

- handy and lightweight with impact-proof Komposit housing
- With dual-hammer impact mechanism for rapid torque build-up
- Air ducting through the handle
- Scope of delivery: Including ten sockets: 9, 10, 11, 13, 14, 17, 19, 22, 24, 27 mm, extension and inline oiler
- Torque: max. 560 Nm · adjustable in 3 stages
- Air consumption approx.: 420 l/min · Weight: 2.1 kg

4 **Industrial impact driving tool set 1/2" Mini** **New** 240 1205 175.00

- handy, lightweight and compact - overall length (without socket) just 125 mm
- Double hammer mechanism
- Chuck: 1/2"
- Air consumption approx.: 420 l/min · Torque: max. 600 Nm
- Working pressure: 6.3 bar · Weight: 1.4 kg
- Scope of delivery: 8 extra short impact screw driver nuts 14, 15, 16, 17, 19, 21, 22, 24 mm, elongation



3 Impact driving tool sockets 1/2" long



4 Inline oilers



5 Wall mounting
(Scope of delivery volume without impact driving tool and illustrated impact driving tool sockets)

Spot weld cutter



8 SF PRO

3 **Sockets for impact driving tools 1/2" long** 240 0010 27.90

- plastic sheathed for alloy wheels
- Dimensions: 17 / 19 / 21 mm
- Length: 85 mm

4 **Inline oiler** 231 0010 8.90

5 **Wall-mount for impact driving tool** 240 0050 33.90

- 2 powerful magnetic holders, holding force 10 kg

8 **Spot weld cutter SF PRO** 240 4580 229.00

- Precision adjustable milling depth for precision work
- e.g. for electric weld spots

- Milling cutter: 8 mm · Speed: 1800 rpm
- Air consumption: 240 l/min · Working pressure: max. 6.3 bar
- Weight: 1.3 kg

Replacement milling cutter SF Pro 240 4581 19.90

Drilling machines

- Robust industrial type
- With quick-action drill chuck
- Lightweight and compact design
- With rubberised, ergonomically shaped handle, cold-insulating, slip-proof and low vibration
- For manufacturing and shop
- Komposit housing made of impact-proof plastic material



1 BM R+L PRO



2 WB 10 PRO

1	Drilling machine BM R+L PRO	240 4100	49.00
	· Air ducting through the handle		
	· Fast anti-clockwise/clockwise rotation switch-over		
	· Quick-action drill chuck 3/8", 10 mm		
	· Air consumption approx.: 360 l/min		· Working pressure: 6-bar
	· Idle speed: approx. 1800 rpm	Weight:	1.1 kg

2	Angle drilling machine WB 10 PRO	240 4190	119.00
	· Quick-action drill chuck 3/8", 10 mm		
	· Powerful dual-transmission for a smooth running and a long service life		
	· Air requirement: 280 l/min	· Working pressure: max. 6.3 bar	
	· Speed: 1900 rpm	· Weight: 1.1 kg	

Rotary wrenches

- Clockwise/anti-clockwise rotation with single-handed operation
- With hexagon socket chuck 1/4"
- With quick-action chuck
- Torque configurable via adjusting ring
- Low-noise thanks to exhaust air hose



1 ST PRO



2 PS PRO



3 RS 1/4" PRO

1	Baton screwdriver ST PRO	240 4210	215.00
	· Straight type, ideal for assembly line work		
	· Air consumption: 300 l/min	· Torque: 3-8 Nm	
	· Speed: 1800 rpm	· Working pressure: max. 6.3 bar	
	· Weight: 0.9 kg		

2	Pistol type driving tool PS PRO	240 4220	229.00
	· With rubberised handle, cold-insulated and vibration damped		
	· Air consumption: 360 l/min	· Torque: 1-12 Nm	
	· Speed: 1650 rpm	· Working pressure: max. 6.3 bar	
	· Weight: 1.2 kg		

3	Ratchet type screwdriver RS 1/4" PRO	240 1500	75.00
	· Small handy ratchet type screwdriver for tight spaces		
	· Chuck: 1/4" square head	· Air consumption: 210 l/min	
	· Working pressure: max. 6.3 bar	· Torque: 33 Nm	
	· Weight: 0.5 kg	· Speed approx.: 110 rpm	



Komposit

3 BM 10 Komposit PRO



**Komposit
Low speed**

4 BM 13 Komposit PRO

3 Drilling machine BM 10 Komposit PRO 240 4150 79.00

- Quick-action drill chuck 3/8", 10 mm
- Powerful dual-transmission for a smooth running and a long service life
- With anti-clockwise/clockwise rotation switch-over
- Air requirement: 460 l/min · working pressure: max. 6.3 bars
- Speed: 1800 rpm · Weight: 0.9 kg

4 Drilling machine BM 13 Komposit PRO 240 4170 89.00

- Quick-action drill chuck 1/2", 13 mm
- Powerful dual-transmission for a smooth running and a long service life
- With anti-clockwise/clockwise rotation switch-over
- Low speed, thus also suitable for tools with a larger diameter (e.g., stirring tools)
- Air requirement: 430 l/min · working pressure: max. 6.3 bars
- Speed: 450 rpm · Weight: 1.6 kg



New

4 RS 3/8" PRO



6 LR S 1/2"



5 RS 1/2" PRO



New

7 RS S 1/2" PRO

4 Air ratchet set RS 3/8" PRO New 240 1505 165.00

- Handy ratchet screwdriver handy for hard to reach places (only 140 mm length) with extensive accessories
- Check 3/8" square head for sockets, with bit holder
- Air consumption approx.: 220 l/min · Working pressure: 6.3 bar
- Max. torque: 27 Nm · Weight: 0.4 kg · Anti-clockwise/clockwise rotation

5 Ratchet screw driver RS 1/2" PRO 240 1520 99.00

- Very powerful due to double drive in the ratchet head
- Chuck: 1/2" square head · Air consumption approx.: 170 l/min.
- Working pressure: max. 6.3 bar · Torque approx.: 135 Nm
- Weight: 1.2 kg · Speed approx.: 160 rpm

6 Air ratchet set LR S 1/2" 240 1550 49.90

- With swivel connection and extensive accessories
- In a practical plastic case
- Air consumption approx.: 390 l/min · Working pressure: 6 bar
- Torque approx.: 60 Nm · Weight: 1.2 kg · Anti-clockwise/clockwise rotation


7 Ratchet screwdriver RS 1/2" PRO New 240 1510 99.00

- Handy ratchet screwdriver (Length: 256 mm) with +30° to -30° swivel head for working in hard to reach places
- Chuck: 1/2" square head · Torque: 68 Nm max.
- Air consumption: 200 l/min · Working pressure: 6.3 bar
- Weight: 0.93 kg · Speed approx.: 180 rpm

Long neck angle grinder/grinder/universal remover

Long neck angle grinder

- For sanding and grinding also in hard to reach places



Protective hood quick adjustment through 126° with eight latch points

1 TWS PRO

Angle grinder

- For commercially available discs up to Ø 125 mm
- Universally deployable for roughing and cutting



2 WS 125 PRO

1 Long neck angle grinder TWS PRO 240 3490 195.00

- With speed control on handle
- With ergonomic plastic handle, non-slip and low vibration
- Including safety lever to prevent unintentional switching on
- With practical protective hood adjustment
- With air flow regulator in the handle
- Air outlet at rear
- Working pressure: max. 6.3 bar
- Speed: 17000 rpm
- Weight: 1.8 kg
- Cutting disc Ø: 100 mm
- Air consumption: 532 l/min

Cutting disc TWS PRO (PU 10 pcs.) 240 3495 2.59 / pc.

- 100 mm x 0.8 mm x 9.6 mm

2 Angle grinder WS 125 PRO 240 3470 139.00

- Handy and yet powerful model
- For conventional sanding discs up to 125 mm Ø
- Seat: 22 mm
- Speed: 10000 rpm
- Working pressure: 6.3 bar
- Air consumption: 490 l/min
- Weight: 1.7 kg

Universal remover

- For a variety of chassis cleaning tasks
- Including ergonomic, anti-skid and vibration-damped plastic handle
- Safety lever
- Including side handle

Accessories included in set



1 UE PRO, fig. shows carrier wheel 23 mm with rubber eraser pad ochre mounted



Rubber eraser pad ochre



Wire brush belt coarse 23 mm

1 Universal remover set UE PRO 240 3800 399.00

- Working pressure: max. 6.3 bar
- Speed: 3500 rpm
- Air requirement: 532 l/min
- Weight: 1.4 kg

Set consisting of:

- 1 universal remover UE Pro
- 1 carrier wheel 11 mm, 1 carrier wheel 23 mm, 1 steel brush belt fine 11 mm, 1 steel brush belt fine 23 mm, 1 steel brush belt firm 11 mm, 1 steel brush belt firm 23 mm, 1 rubber eraser pad ochre

3 Carrier wheel 11 mm 240 3840 17.00

- For holding wire brush belts of 11 mm width

4 Carrier wheel 23 mm 240 3845 17.00

- For holding wire brush belts of 23 mm width and rubber eraser pads

5 Special carrier wheel for coarse cleaning discs – single (for 1 disc) 240 3860 17.00

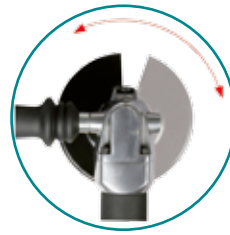
6 Special carrier wheel for coarse cleaning discs – double (for 2 discs) 240 3865 17.00

Industrial angle grinders

- For commercially available sanding discs up to Ø 125 mm
- Universally deployable for roughing and cutting
- Extremely robust design for professional use



3 IWS 125 PRO



Protective hood-quick adjustment



Quick clamping nut



Vibration-damping side handle

3 Industrial angle grinder IWS 125 PRO 240 3480 289.00

- With ergonomic plastic handle, non-slip and low vibration
- With vibration-damping side handle as standard for less fatigue when working
- With quick change clamping nut and noise-insulation hose as standard
- With easy-to-use spindle lock
- Including safety lever to prevent unintentional switching on
- With practical protective hood adjustment
- With exhaust air outlet at rear as standard

- Working pressure: max. 6.3 bar
- Sanding discs Ø: 125 mm
- Sanding disc thickness: 0.8 - 6 mm
- Speed: 10000 rpm
- Air requirement: 742 l/min
- Weight: 2 kg



3 Carrier wheel 11 mm



5 Special carrier wheel for rough cleaning discs - single



7 Wire brush belt fine 11 mm



9 Wire brush belt coarse 11 mm



11 Rubber eraser pad ochre



4 Carrier wheel 23 mm



6 Special carrier wheel for rough cleaning discs - single



8 Wire brush belt fine 23 mm



10 Wire brush belt coarse 23 mm



12 Rubber eraser disc grey



13 Coarse cleaning disc

Wire brush belts fine (straight bristles, Ø 0.5 mm spring steel)

- For rust removal and cleaning
- For paint removal

7 Wire brush belt fine 11 mm 240 3820 15.00

8 Wire brush belt fine 23 mm 240 3825 15.00

Wire brush belts coarse (straight bristles, Ø 0.7 mm spring steel)

- For coarse cleaning work
- For removing underbody protection and sealing compounds

9 Wire brush belt coarse 11 mm 240 3830 15.00

10 Wire brush belt coarse 23 mm 240 3835 15.00

11 Eraser pad ochre 240 3810 22.00

- For removing films, stickers, adhesive tape, etc.

12 Eraser pad grey 240 3815 22.00

- For removing water-soluble paints

13 Coarse cleaning disc 240 3850 8.50

- For-removing paints, adhesives and rust
- Two of these discs are needed for the special double carrier wheel

Die grinders

- Lightweight and compact design
- Ergonomically shaped handle, cold-insulation and vibration-damping
- Adjustable exhaust air outlet at rear to prevent dust raising
- With safety lever and infinitely adjustable speed control
- For grinding, deburring, milling and engraving



1	Angle die grinder WST PRO	240 3210	79.00
	· Chuck: 3mm, 6 mm	· Speed: 18000 rpm	
	· Working pressure: max. 6.3 bar		
	· Air consumption: 330 l/min.	· Weight: 0.5 kg	
2	Rod grinder ST XL PRO	240 3250	85.00
	· Long form factor, 280 mm overall		
	· Chuck: 6 mm	· Speed: 22000 rpm	
	· Working pressure: max. 6.3 bar	· Air consumption: 330 l/min.	
	· Weight: 0.8 kg		

3	Die grinder set STS Komposit PRO	240 3200	69.00
	· Includes 2 collet chucks (3 mm, 6 mm), 5 grindstones (3 mm, 6 mm), plug and clamping tool in plastic case		
	· Chuck: 3mm, 6 mm	· Speed: 22000 rpm	
	· Working pressure: max. 6.3 bar		
	· Air consumption: 330 l/min.		
	· Weight: 0.6 kg		



1 GS PRO

1	Engraving needle GS PRO	240 3110	129.00
	· For marking metal, sheet metals, plastics, stone, marble and other materials with smooth and hard surface		
	· Air requirement: 60 l/min	· Working pressure: max. 6.3 bar	
	· Impact rate: 13000 rpm	· Weight: 0.19 kg	
	· Stroke 1.2 mm		



2 DS

2	Delta grinder DS	240 3500	189.00
	· With extraction (4-hole backing pad)		
	· For central extraction system		
	· Speed: 11000 rpm	· Working stroke: 3.2 mm	
	· Air consumption: 480 l/min	· Grinding pad: 70 x 95 mm	
	· Working pressure: max. 6.3 bar	· Weight: 0.8 kg	

Sandpaper grain size 60 for DS (PU 10)	240 3504	13.90 / PU
Sandpaper grain size 80 for DS (PU 10)	240 3506	8.00 / PU
Sandpaper grain size 100 for DS (PU 10)	240 3508	6.00 / PU
Sandpaper grain size 120 for DS (PU 10)	240 3510	6.00 / PU
Sandpaper grain size 180 for DS (PU 10)	240 3512	6.00 / PU

Grinders


- Komposit model with ergonomic plastic handle, non-slip and vibration-damped
- Compact and handy for working in hard to reach places
- Universally deployable for grinding flat and curved surfaces



4 STS kit



6 Abrasive roller kit



8 PSS PRO



5 Set of grinding quills



7 Abrasive roller kit

4 Die grinder set STS	240 3190	35.00
<ul style="list-style-type: none"> Includes 2 collet chucks (3 mm, 6 mm), 5 grindstones (3 mm, 6 mm), plug, and clamping tool in a plastic case Air requirement: 270 l/min · Working pressure: max. 6.3 bar Speed: 24000 rpm · Weight: 0.6 kg 		
5 Set of grinding quills	240 3150	9.90 / Set
<ul style="list-style-type: none"> Comprising 5 grinding quills each with 3 mm and 6 mm shank 		
6 Abrasive roller and sleeve set	240 3152	12.90 / set
<ul style="list-style-type: none"> consisting of 1 roller and abrasive sleeve with Ø 9/12 mm (shank 3 mm) 18/25 mm (shank 6 mm) 		

7 Abrasive sleeve set	240 3158	3.20 / Set
<ul style="list-style-type: none"> consisting of 1 abrasive sleeve each of Ø 9/12/18/25 mm 		
8 Precision die grinder set PSS PRO	240 3120	49.00
<ul style="list-style-type: none"> For grinding, polishing and milling in model, tool and jig making including: 10 grindstones, inline oiler and tools. In a case. Chuck for grinding quills with 3 mm shank Air requirement: 170 l/min · Working pressure: max. 6.3 bar Speed: 54000 rpm · Weight: 0.20 kg 		
Grinding quill set for PSS PRO	240 3121	8.90
<ul style="list-style-type: none"> Grinding quill set 10-part for precision grinder PSS PRO 		



3 ESS 150 Komposit PRO



4 SWS 180 PRO

3 Eccentric grinder ESS 150 Komposit PRO	240 3450	199.00
<ul style="list-style-type: none"> With extraction (6-hole backing pad) self-extracting incl. extraction hose and textile filter bag Speed: 1000 rpm · Working stroke: 5 mm Air consumption: 350 l/min · Grinding pad-Ø: 150 mm Pitch circle diameter-Ø: 80 mm Working pressure: max. 6.3 bar · Weight: 0.9 kg 		

4 Orbital sander SWS 180 PRO	240 3520	219.00
<ul style="list-style-type: none"> With extraction (8-hole backing pad) Self-extracting Including extraction hose and textile filter bag Speed: 8500 rpm · Working stroke: 3.2 mm Air consumption: 360 l/min · Grinding pad-Ø: 100 x 180 mm Working pressure: max. 6.3 bar · Weight: 1.4 kg 		

Grinding belt grain size 80 (PU 5)	240 3580	1.75 / PU
Grinding belt grain size 100 (PU 5)	240 3521	1.75 / PU
Grinding belt grain size 120 (PU 5)	240 3522	1.75 / PU
Grinding belt grain size 180 (PU 5)	240 3528	1.75 / PU

Grinding/cutting and punching tools



1 BS PRO



2 BS 20 PRO



3 BDS PRO

1 Belt sander BS PRO	240 3700	129.00
<ul style="list-style-type: none"> · 360° swivelling grinding arm for hard to reach areas · Automatic clamping device for grinding belt · Sandpaper: 10 x 330 mm · Speed: 16000 rpm · Working pressure: max. 6.3 bar · Air consumption: 400 l · Weight: 0.77 kg 		
Grinding belt grain 80 (PU 5 pcs)	240 3708	3.30 / PU
Grinding belt grain 120 (PU 5 pcs)	240 3712	3.30 / PU
Grinding belt grain 180 (PU 5 pcs)	240 3718	3.30 / PU

2 Belt sander BS-20 PRO	240 3750	219.00
<ul style="list-style-type: none"> · 360° swivelling grinding arm for hard to reach areas · Automatic clamping device for grinding belt · Sandpaper: 20 x 520 mm · Speed: 17000 rpm · Working pressure: max. 6.3 bar · Air consumption: approx. 400 l · Weight: 0.84 kg 		
Grinding belt grain 80 (PU 5 pcs)	240 3758	18.50 / PU
Sanding belt 120 grain size (PU 5 pcs)	240 3762	18.50 / PU

3 Bidirectional sander BDS PRO	240 3600	99.00
<ul style="list-style-type: none"> · File-type linear sanding motion for coarse smoothing · For large surface areas in woodworking and bodywork, etc. · Sanding area: 65 x 390 mm · Stroke: 25 mm · Speed: 3000 rpm · Working pressure: max. 6.3 bar · Air consumption: 320 l · Weight: 2.54 kg 		

Compressed air tools for cutting and punching

- With a Komposit housing made of shock-proof plastic for a low weight
- Ergonomically shaped handle, cold-insulation and vibration-damping



1 BN PRO



Komposit

2 BS Komposit PRO
*cuts on both sides
without bending the
material*



3 LAG PRO

1 Sheet nibbler BN PRO	240 4550	85.00
<ul style="list-style-type: none"> · For cutting and shaping in bodywork and model building · For a tight cutting radius, also in corrugated material · For up to 1.6 mm aluminium and 1.2 mm sheet metal · Working pressure: max. 6.3 bar · Air consumption: 300 l · Stroke: 2600 rpm · Cutting width: 5 mm · Weight: 1.1 kg 		

2 Tin shears BS Komposit PRO	240 4450	99.00
<ul style="list-style-type: none"> · For up to 1.6 mm aluminium and 1.2 mm sheet metal · Working pressure: max. 6.3 bar · Air consumption: 420 l · Stroke: 2600 rpm · Cutting width: 5 mm · Weight: 1.3 kg 		

3 Punching and stripping device 2 in 1 LAG PRO	240 4800	99.00
<ul style="list-style-type: none"> · For joining sheet metal, for example, in bodywork applications · For up to 1.2 mm aluminium and sheet metal · For pneumatic-hydraulic punching of 5 mm holes, for example, for spot welding 		
Working pressure:	max. 6.3 bar	
Air consumption:	0.8 l/stroke	
Width of cut: 5 mm	Weight: 1.5 kg	



New

4 PS 7



5 Replacement plate pad



6 Wool pad



New

7 PSM 3 PRO



8 Foam polishing pad hard



9 Polishing pad soft



10 Sheepskin polishing disk

4 Grinding/Polishing machine New PS 7	240 3290	155.00
<ul style="list-style-type: none"> · Large angle grinder/polisher with particularly flat head · Additional handle for right-handers and left-handers · Hook plate size with Velcro pad Ø 178 mm · Spindle size: M14x2 · Idle speed: approx. 2800 rpm 		
		· Weight: 2.2 kg
		· Working pressure: 6.3 bar
		· Air consumption approx. 400 l/min
5 Replacement plate 180 mm with Velcro holder	240 3291	16.90
5 Replacement plate pad	240 3292	16.90
6 Sheepskin polishing disk	240 3294	26.50

7 Grinding/polishing machine Mini P New PRO	240 3280	159.00
<ul style="list-style-type: none"> · Handy, small grinder/polisher · For repair and polishing work on small areas · With continuously variable speed control · Air ducting through the handle · Plate with Velcro holder · Scope of delivery: Velcro pad Ø: 76 mm, polishing pad hard 90 mm, polishing sponge soft 90 mm, sheepskin polishing disk 80 mm · Spindle chuck: M6 · Weight: 0.75 kg · Working pressure 6.3 bars 		
		· Idle speed: 2000 rpm
		· Air requirement approx.: 340l/min
8 Polishing pad hard 90mm	240 3281	13.50
9 Polishing pad soft 90mm	240 3282	13.50
10 Sheepskin polishing disk	240 3283	18.90



1 SZ PRO



2 8 mm



5 35 mm



3 18 mm



6 36 mm



4 24 mm



7 90 mm



8



9



10



11



12



13



14



15



16

1 Special cutter SZ PRO	240 4850	149.00
<ul style="list-style-type: none"> · For cutting out car window glass/adhesive joints · With safety lever to prevent unintended switching on · Very quiet, thanks to standard exhaust hose · Can also be used with sanding pads, diamond cutting discs, scrapers 		
		· Stroke: 20000 rpm
		· Air consumption: 280 l/min.
		· Working pressure: max. 6.3 bar
		· Weight: 0.8 kg
· Scope of delivery in plastic case:		
1 x blade 37 mm straight shouldered standard	240 4853	12.00
1 x blade 47 mm straight shouldered	240 4851	12.00
1 x blade 48 mm curved offset	240 4852	12.00

2 SZ PRO 8 mm offset edge blade	240 4865	14.00
3 SZ PRO 18 mm U-shaped curved blade	240 4861	21.00
4 SZ PRO 24 mm U-shaped curved blade	240 4868	21.00
5 SZ PRO 35 mm straight, serrated blade	240 4866	15.90
6 SZ PRO 36 mm U-shaped curved blade	240 4862	24.00
7 SZ PRO 90 mm U-shaped curved blade	240 4864	31.00
8 Saw blade straight 40 x 33.5 mm 18TPI	240 4874	4.50
9 Saw blade tapered 40 x 65 mm 14TPI	240 4876	8.50
10 Saw blade circular 81 mm 20TPI	240 4870	4.40
11 Saw blade segmented 81 mm 20TPI	240 4872	4.10
12 Assembly kit for sanding pad	240 4881	3.10
13 Delta sanding pad with Velcro fastener	240 4880	8.90
14 Delta sandpaper with Velcro fastener K40	240 4882	1.39
15 Delta sandpaper with Velcro fastener K80	240 4884	1.39
16 Delta sandpaper with Velcro fastener K120	240 4886	1.39

Riveting tool



1 NGS

Universal saws

- For cutting, e.g., plastics, wood, aluminium, and Perspex
- Safe guiding due to stop clamp
- With safety lever to prevent unintended switching on
- Also with Komposit housing made of impact-proof plastic for a low weight
- Cold protection due to rubberised handle



2 USF mini - scope of delivery including 5-part file set

1 Riveting device set NGS	240 4700	145.00
<ul style="list-style-type: none"> · In a handy plastic case · For automotive, ventilation, facade building, switch cabinet building applications, etc. · Uses a variety of rivet holders to handle all commercially available rivets · The rivet pins are collected in an accumulator · For rivet diameters between 2.4 mm and 4.8 mm · Air consumption: 0.8 l/stroke · Working pressure: 6 bar · Weight: 1.7 kg 		

2 Mini universal saw/file USF mini	240 4640	169.00
<ul style="list-style-type: none"> · Handy all-purpose saw/file for use in cramped working conditions · Ideal for automotive companies, repair shops, body shops, metalworking and sheet metal working · Lightweight for easy action · Safe guiding due to stop clamp · Cold protection due to rubberised handle · Air ducting to rear through handle · Very low noise; includes Silence outlet hose <p>Included in scope of delivery: Round file, half-round file, triangular file, flat file, square file</p> <ul style="list-style-type: none"> · Stroke: approx. 7500 rpm · Length of stroke: 10 mm · Air consumption: 200 l/min · Working pressure: 6.3 bar · Cutting thickness: 1.2 mm in sheet · Weight: 0.5 kg 		

Compressed air panel-beating hammer



1 DBH



1 Compressed air panel-beating hammer DBH	240 2700	169.00	New
<ul style="list-style-type: none"> · Compressed air panel-beating hammer for body dent repairs · Ideal for car body repairs · Holds on body through negative pressure after connecting to compressed air system · Dent repairs through slight actuation of the hammer · Scope of delivery: three interchangeable suction heads Ø 60, 120 and 150 mm, feed hose with ball valve <ul style="list-style-type: none"> · Chuck: 1/4" square head · Air consumption approx.: 250 l/min · Striking weight: 1.36 kg 			



3 Universal saw/file USF PRO New **240 4630 69.00**

- Universal saw/file combination device for automotive companies, repair shops, body shops, metalworking and sheet metal working
- Lightweight for easy action
- Safe guiding due to stop clamp
- Cold protection due to rubberised handle
- Air ducting to rear through handle

- Stroke: 5000 rpm
- Length of stroke: 10 mm
- Air consumption: 200 l/min
- Working pressure: 6.3 bar
- Cutting thickness: 1.6 mm in sheet
- Weight: 0.75 kg

4 File set 5-piece FS 5 New **240 4650 25.90**

- To match USF PRO and USF mini
- Files included in scope of delivery: Round, half-round, triangular, flat, square

5 Universal saw US composite PRO **240 4660 219.00**

- For up to 3.2 mm aluminium and 1.6 mm sheet metal
- Stroke: 10000 rpm
- Length of stroke: 10 mm
- Air requirement: 230 l/min
- working pressure: max. 6.3 bars
- Weight: 0.5 kg

Bi-metal saw blades for USF PRO and US Komposit PRO models

Bi-metal saw blades KS Zt 18 (PU 5)	240 4608 12.50 / PU
Bi-metal saw blades KS Zt 24 (PU 5)	240 4610 12.50 / PU
Bi-metal saw blades KS Zt 34 (PU 5)	240 4614 12.50 / PU

Needle scalars

- Ideal for removing rust and paint from wheels, frame parts and in hard to reach places of solid metal parts (not suitable for sheet)
- Also suitable for tapping off weld slag, paint, plaster and concrete, and for processing stone
- Long service life thanks to needles made of special steel



1 Needle scalar NE PRO **240 2620 109.00**

- Small and compact, bar-shaped with 12 individual 3 mm needles
- Robust full metal housing
- Quick-action needle replacement without tools by simply opening the guide nozzle
- Stroke count: 3800 rpm
- Air consumption: 170 l/min
- Needle length: 125mm, Ø 3mm
- Working pressure: max. 6.3 bar
- Weight: 1.2 kg

Replacement needles NE Pro **240 2625 15.50**

2 Needle gun NP PRO **240 2640 199.00**

- Ergonomic handling due to gun shape
- With 19 individual 3 mm needles
- Insulated handle and exhaust air ducting to front
- Stroke count: 3200 rpm
- Air consumption: 170 l/min
- Needle length: 180mm, Ø 3mm
- Working pressure: max. 6.3 bar
- Weight: 2.6 kg

3 Needle scalar attachment **240 2600 27.90**

- For rough rust removal, weld slag removal, stone working, paint removal, plaster removal, and removal of concrete residues, ...
- Suitable for MHU, MHB PRO and MHV PRO

Replacement needles NP Pro/needle scalar attachment **240 2605 17.50**

Chisel hammer sets

Chisel hammer sets

- For general purpose use in tile removal, masonry work, for building site and bodywork applications
- Ergonomically shaped handle, cold-insulation and vibration-damping




1 MHU



2 MHB PRO

1 Chisel hammer set universal MHU	240 2200	64.00
<ul style="list-style-type: none"> · For smaller masonry jobs · Chisel hammer, flat chisel, pointed chisel, sheet metal cutting chisel, bolt chisel, quick-action clamping spring, pluggable nipple, oil bottle · The hexagonal chuck prevents the chisel twisting. · In a handy plastic case 		
· Chuck:	10 mm	· Stroke count: 3000 rpm
· Air consumption:	280 l/min	· Weight: 1.6 kg
· Working pressure:		max. 6.3 bar

2 Chisel hammer set building MHB PRO	240 2300	99.00
<ul style="list-style-type: none"> · Long professional type for all work in construction, bodywork applications and electrical installation · Chisel hammer, flat chisel, pointed chisel, cutting chisel, flat-wide chisel, hollow joint chisel, quick-action clamping spring, pluggable nipple · In a metal case 		
· Chuck:	10 mm	· Stroke count: 2200 rpm
· Air consumption:	240 l/min	· Weight: 2.0 kg
· Working pressure:		max. 6.3 bar



10 Cross recessed holding cover



11 Needle scaler attachment for MHU, MHB PRO and MHV PRO

Spare chisel suitable for chisel hammers MHU / MHB / MHV		
1 Sheet cutting chisel 180 mm	240 2219	7.90
2 Flat chisel 20/180 mm	240 2227	5.90
3 Flat chisel 30/250 mm	240 2382	10.50
4 Punch chisel 175 mm	240 2239	5.90
5 Pointed chisel 250 mm	240 2381	8.90
6 Wide-flat chisel 50/180 mm	240 2243	11.90
7 Wide-flat chisel 40/250 mm	240 2383	10.50
8 Hollow chisel 24/240 mm	240 2384	12.50
9 Clamping spring	240 2101	2.50

10 Cross recessed holding cover	240 2103	10.90
<ul style="list-style-type: none"> · Suitable for MHU, MHB · For a rapid chisel change · Avoids spring fracture 		
11 Needle scaler attachment	240 2600	29.90
<ul style="list-style-type: none"> · For rough rust removal, weld slag removal, stone working, paint removal, plaster removal, and removal of concrete residues, ... · Suitable for MHU, MHB PRO and MHV PRO 		



3 MHV PRO

3 Chisel hammer MHV PRO 240 2400 189.00

- Vibration-damped and well balanced
- Backlash reduction mechanism is easy on the user's joints
- Perfectly suited for building site work (brickwork, bricks, gas concrete)
- Quick-action chuck for simple and rapid changing of the chisel
- Ergonomic, rubberised handle for ease of use and safe guiding, cold-insulating and slip-proof
- Chisel hammer, flat chisel, sheet cutting chisel straight, sheet cutting chisel offset, sheet cutting chisel, quick-action chuck, pluggable nipple 1/4" OT, retaining spring

- Chuck: 10 mm · Stroke count: 2500 rpm
- Air consumption: 280 l/min · Weight: 2.4 kg
- Working pressure: max. 6.3 bar



4 MHA PRO

4 Chisel hammer demolition MHA PRO 240 2500 239.00

- A robust professional demolition hammer for chisels with a shank of up to 12.7 mm
- Best suited for wall openings, renovation work
- Includes flat chisel, pointed chisel, flat-wide chisel, quick-action clamping spring
- Chuck: 12.7 mm · Air consumption: 380 l/min
- Working pressure: 6 bar · Stroke count: 3600 l/min · Weight: 2.8 kg

Spare chisel suitable for MHA hammer

5 Pointed chisel MHA 220 mm	240 2522	10.90
6 Flat chisel MHA 220 mm	240 2523	10.90
7 Wide chisel MHA 220 mm	240 2524	14.90
8 Chisel retaining spring MHA 220 mm	240 2520	9.90



12 MHP PRO

12 Chisel hammer for demolition work MHP PRO 240 2550 449.00

- A robust professional demolition hammer for chisels with a shank of up to 14.7 mm
- Best suited for wall openings, renovation work
- Chuck: 14.7 mm · Air consumption: 600 l/min
- Working pressure: 6.3 bar · Stroke count: 2400 l/min
- Weight: 6.9 kg

13 Pointed chisel 250 mm	240 2552	22.50
14 Flat chisel 250 mm	240 2553	22.50
15 Wide-flat chisel 250 mm	240 2554	24.50
16 Pointed chisel 400 mm	240 2556	42.90
17 Flat chisel 400 mm	240 2557	42.90



18

19

20

21

Special oil for compressed air tools

- for impact driving tools, sheet nibblers, grinders, drilling machines, staplers, chisels, etc.
- Protects against early wear and avoids corrosion
- Improved temperature/viscosity behaviour

18 for compressed air tools, 250 ml	250 0010	7.90
19 for compressed air tools, 1 l	250 0011	10.90

Special oil for piston compressors

- Protects against premature wear and corrosion
- Mixable with other oils of same grade
- Improved temperature/viscosity behaviour

20 for piston-type compressors, 1 l	250 0012	9.90
21 for piston-type compressors, 5 l	250 0015	40.90
for rotary compressors, 1 l	250 0017	12.90

Staplers/multi-purpose tools

- Stapler for fastening leather, fabrics, wall coverings, insulation materials
- Perfect also for interior fittings, specially designed for fastening slot and key boards, profiles, trims, chipboard, etc.
- With rubberised handle, cold-insulating, slip-proof and low vibration
- With bottom loader magazine and contact protection
- In a handy plastic case



1 KG 16 PRO



2 KG 32 PRO



3 NKG 40/50 PRO



4 KG 40 PRO

1 Stapler KG 16 PRO 240 5401 **69.00**

- For staple sizes between 6 mm and 16 mm
- Air consumption: 0.5 l/shot
- Working pressure: 6 bar
- Weight: 0.9 kg
- matching staples: Type 80

2 Stapler KG 32 PRO 240 5301 **69.00**

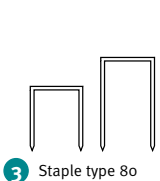
- Professional stapler
- For staple sizes between 13 mm and 32 mm
- Adjustable exhaust air outlet
- Air consumption approx: 0.5 l/shot
- Working pressure: 6 bar
- Weight: 1.3 kg
- matching staples: Type 90 L, MA

3 Nail stapler NKG 40/50 PRO 240 5501 **129.00**

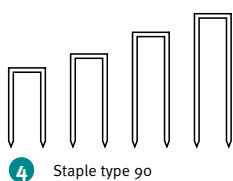
- Multi-purpose device with adjustable exhaust air outlet
- For staple sizes between 16 mm and 40 mm
- For nail sizes between 20 mm and 50 mm
- Air consumption approx: 0.6 l/shot
- Working pressure: 6 bar
- Matching staples: Type 90
- matching nails: Type F
- Weight: 1.6 kg

4 Stapler KG 40 PRO 240 5100 **269.00**

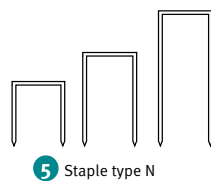
- Bottom loader magazine for comfortable filling
- Cold-insulated and slip-proof thanks to rubberised handle
- Adjustable depth stop
- For staple sizes between 20 mm and 40 mm
- Contact protection
- Adjustable exhaust air outlet
- Air consumption approx: 0.5 l/shot
- Working pressure: 6 bar
- Weight: 1.3 kg
- Matching staples: Type 90



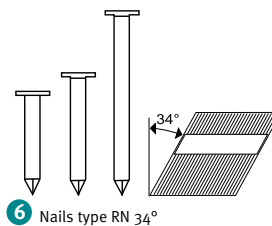
3 Staple type 80



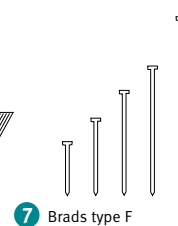
4 Staple type 90



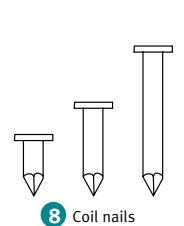
5 Staple type N



6 Nails type RN 34°



7 Brads type F



8 Coil nails

3 Staples type 80 (back width: 12.8 mm, wire thickness: 0.7 x 0.9 mm)

Clamps 6 mm (PU 5000 pcs)	240 5406	5.50/PU
Staples 10 mm (PU 5000 pcs)	240 5410	5.50/PU
Staples 16 mm (PU 5000 pcs)	240 5416	7.90/PU

4 Staples type 90 (back width: 5.8 mm, wire thickness: 1.05 x 1.27 mm)

Staples 19 mm (PU 5000 pcs)	240 5319	10.50/PU
Staples 25 mm (PU 5000 pcs)	240 5325	14.50/PU
Staples 32 mm (PU 5000 pcs)	240 5332	18.90/PU
Staples 38 mm (PU 5000 pcs)	240 5338	19.90/PU

5 Staples type N (back width: 10.8 mm, wire thickness: 1.40 x 1.60 mm)

Staples 32 mm (PU 10000 pcs)	240 5632	53.00/PU
Staples 38 mm (PU 10000 pcs)	240 5638	74.50/PU
Staples 50 mm (PU 10000 pcs)	240 5650	88.50/PU

6 Strip nails RN type 34°

2.87 x 60 mm (PU 2500 pcs.)	240 5960	53.90/PU
3.10 x 70 mm (PU 2500 pcs)	240 5970	67.90/PU
3.10 x 90 mm (PU 2500 pcs)	240 5990	82.90/PU

7 Brads type F

Nails 15 mm (PU 5000 pcs.)	240 5515	4.90/PU
Nails 25 mm (PU 5000 pcs)	240 5525	8.20/PU
Nails 32 mm (PU 5000 pcs.)	240 5532	9.20/PU
Nails 40 mm (PU 5000 pcs.)	240 5540	12.50/PU
Nails 50 mm (PU 5000 pcs.)	240 5550	15.90/PU

8 Coil nails wired Ø 3.05 mm 120 pcs/coil

Coil nails 3.05 x 22 mm (PU 7200 pcs)	240 5822	69.00/PU
Coil nails 3.05 x 32 mm (PU 7200 pcs)	240 5832	79.00/PU
Coil nails 3.05 x 45 mm (PU 7200 pcs)	240 5845	99.00/PU

Staplers/Nailers

- With adjustable exhaust air outlet
- For production of boxes, disposable pallets, crates, frames, dividing walls, trestles, casings, and fastening plasterboard.
- With rubberised handle, cold-insulating, slip-proof and low vibration
- With bottom loader magazine and contact protection



5 KG 50 PRO



6 NG 90 PRO



7 DPN 45 PRO

5 Stapler KG 50 PRO 240 5601 149.00

- For staples 19-50 mm type N (width of back 10.8 mm)
- Air consumption approx: 1.8 l/shot · Working pressure: 6 bar
- Weight: 3.1 kg

6 Nailer NG PRO 90 240 5901 299.00

- For strip nails 55-90 mm with an angle of 34 degrees and diameters of 2.87 mm, 3.05 mm and 3.33 mm
- Air consumption approx: 4.8 l/shot · Working pressure: 6 bar
- Weight: 4.5 kg

7 Roofing felt nailer DPN 45 PRO 240 5801 299.00

- For wire-bound coil nails 22-45 mm, 3.05 mm diameter
- For fastening roofing sheets, asphalt shingles, insulating material, etc.
- Incl. drive-in depth control
- Air consumption: 2.2 l/shot · Working pressure: 6 bar
- Weight: 2.9 kg

Power modules - supply electricity and compressed directly to the workplace

- Water and dust protected as per IP 44 (approved for woodworking companies)
- distribution units can be suspended at desired working height
- Housing made of special plastic material equipped with handle which can also be used as tool hook
- Pneumatic fittings made of bare brass, single-handed quick-action couplings
- Including 3 m stable, galvanized steel chain Supply line for sockets 3 m Ho7RN-F 3/5G1.5 black



2 A-EA 1



A-EA 2 front



A-EA 2 rear

3 A-EA 2



2 Power module A-EA 1 210 0001 64.50

- with four safety sockets with cover IP44
- Including compressed air supply line 3 m (9 x 3 mm)
- Safety sockets: 4 x with cover IP44
- Compressed air supply line: 1 x 3 m
- Compressed air hose: 9 x 3 mm
- Weight: 2 kg
- Dimensions: 240 x 190 x 90 mm

3 Power module A-EA 2 210 0002 88.50

- With three safety sockets and IP44 cover on one side
- and two CEE sockets 400 V 16A 5p on other side
- Including compressed air supply line 3 m (9 x 3 mm)
- Safety sockets: Side 1: 2 x CEE sockets 400 V 16A 5p+
Side 2: 3 x power sockets IP44
- Compressed air supply line: 1 x 3 m
- Compressed air hose: 9 x 3 mm
- Weight: 2.4 kg
- Dimensions: 240 x 190 x 90 mm

FLEXAIR hose

- Extremely flexible compressed air hose also for low temperatures
- Especially resistant against oil-contaminated compressed air



1 FLEXAIR hose with coupling and barb (max. operating pressure: 20 bar)			
6 mm ID/OD 10.7 mm - 10 m length		210 5410	15.90
6 mm ID/OD 10.7 mm - 20 m length	New	210 5420	31.90
9 mm ID/OD 14.5 mm - 10 m length		210 5510	19.50
9 mm ID/OD 14.5 mm - 20 m length	New	210 5520	41.50

2 FLEXAIR hose			
6 mm ID/OD 10.7 mm - 50 m length		210 5450	44.90
max. operating pressure: 20 bar			
9 mm ID/OD 14.5 mm - 10 m length			
max. operating pressure: 20 bar	New	210 5511	14.90
9 mm ID/OD 14.5 mm - 50 m length			
max. operating pressure: 20 bar		210 5550	59.00
13 mm ID/OD 19 mm - 50 m length			
max. operating pressure: 13 bar		210 5750	79.00

Quality compressed air hose made of polyurethane


- Highly flexible and abrasion-proof
- Temperature range from -40° to +75°
- Max. working pressure 15 bar
- With fabric support - fabric reinforced
- For professional use



3 Quality compressed air hose PRO Polyurethane (fabric reinforced)			
10 m 8.0/12.0 mm ID/OD			
with coupling and barb		210 6910	28.90
4 50 m 8.0/12.0 mm ID/OD on drum		210 6950	129.00
4 50 m 10.0/15.0 mm ID/OD on drum	New	210 6960	149.00
50 m 13.0/19.0 mm ID/OD on drum		210 6970	259.00

Spiral hoses

- With quick-release coupling and barb
- Simple and professional design



Spiral hose made of polyurethane			
· With standard quick coupling and barb			
5 m 6 mm ID, 10 mm OD, max. operating pressure 10 bar		211 5605	9.90
7.5 m 6 mm ID, 10 mm OD, max. operating pressure 10 bar		211 5608	12.90
10 m 8 mm ID, 12 mm OD, max. operating pressure 15 bar		211 5610	21.90

Quality spiral hose PRO made of polyurethane			
· Highly flexible and abrasion resistant Connecting thread 1/4"			
· Avoids permanent reduction of cross-section after kinking			
· Small winding diameter · Wide temperature range			
· The straight ends allow for convenient plugging and unplugging, and torsion-free work			
· No hose torsion thanks to swivel joint · With kink protection			
6 m, 5 / 8 mm ID/OD			
max. operating pressure 12 bar		210 5850	24.90
6 m, 6.5 / 10 mm ID/OD,			
max. operating pressure 9 bar		210 5852	29.90
6 m, 8 / 12 mm ID/OD,			
max. operating pressure 10 bar		210 5854	35.00
10 m, 8 / 12 mm ID/OD,			
max. operating pressure 10 bar		210 5856	49.00

Antistatic compressed air hose

- Guarantees electrostatic contact (106 Ohm/meter) when attaching the hose to couplings
- Flexible and wear-free



5 Antistatic compressed air hose

New



6 Ear clamps



7 Hose connection studs

5 Antistatic compressed air hose

- Ø 9 x 16 mm
- Working pressure at 20 ° C: 16 bars
- Burst pressure at 20 ° C: 60 bars

10 m with coupling and barb	210 0110	55.00
50 m drum	210 0101	167.50

6 Ear clamps PRO (PU 100 pcs.)

for 12.3 mm hose, range: 9.8-12.3 mm	210 5006	32.00/PU
for 13.3 mm hose, range: 10.8-13.3 mm	210 5008	36.00/PU
for 15.7 mm hose, range: 13.2-15.7 mm	210 5009	44.00/PU
for 17.8 mm hose, range: 15.6-17.8 mm	210 5011	55.00/PU
for 19.8 mm hose, range: 16.6-19.8 mm	210 5012	60.00/PU

Ear clamps PRO (PU 4 pcs.)

for 12.3 mm hose, range: 9.8-12.3 mm	210 5006SB	2.50/PU
for 13.3 mm hose, range: 10.8-13.3 mm	210 5008SB	2.60/PU
for 15.7 mm hose, range: 13.2-15.7 mm	210 5009SB	3.40/PU

7 8 mm hose support couplings, Y-shaped

225 36613	0.80	New
-----------	-------------	------------

Spring balancers



1 FZ



2 Spiral hose for FZ

Fig. on the right shows the use of the spiral hose. **Spring balancer not included in scope of delivery**



Balancers FZ

New

- Essential tool for repetitive work on assembly lines, mass production packaging work
- Extremely resilient spring cable pull
- Made of high-quality die-cast aluminium
- Load setting and cable length selectable
- Three-point hitch
- Rope length: 1.6 m
- Dimensions: 113 x 113 x 60 mm
- Weight: 0.63 kg

FZ 0.4 - 1.0 kg , range 0.4 - 1 kg	210 6001	46.90
FC 1.0 - 2.0 kg , range 1-2 kg	210 6002	49.90
FZ 2.0 - 3.0 kg , range 2 - 3 kg	210 6003	52.90

Spiral hose for balancers

New

210 6050 **64.90**

- High-quality PA12 spiral hose for attachment to balancers FZ
- Keeps things tidy in the assembly line work area
- 1 m connecting hose for connecting to the compressed air network
- Incl. all required parts for mounting on the balancer
- PA12 spiral hose 8 mm ID x 10 mm OD
- Useful length with spring balancer 1.6 m
- Incl. all connecting parts and connecting hose for the tool and compressed air network

Hose rewriter



1 SAR 8/10

with standard quick-release coupling and barb



2 SAR 8/15 PRO

Highly flexible with kink protection, including quality coupling and barb

1 Hose rewriter SAR E

- Including swivelling bracket for wall or ceiling mounting
- Compressed air hose made of polyurethane with woven fabric support
- The hose can be easily arrested or automatically rolled up, simply by pulling
- With coupling and barb
- Hose: (Inner-Ø): 8 mm (Outer-Ø): 12 mm
- Connection: 1/4" OT · max. working pressure: 15 bars

SAR 8/10 E	210 5804	69,90
· Hose length: 10 m · Weight: 3.6 kg		
SAR 8/15 E	210 5806	89,90
· Hose length: 15 m · Weight: 7.0 kg		

2 Hose rewriter SAR PRO

- Premium compressed air hose made of polyurethane with woven fabric support
 - Highly flexible and abrasion-resistant compressed air hose
 - For professional use in workshops, garages etc.
 - Rugged, powder-coated sheet steel housing with bracket for wall and ceiling mounting
 - The hose can be arrested at any point by simply pulling, or rewound as desired
 - With premium quick-action coupling and barb
 - Length of connecting hose: 2 m · Max. operating pressure: 15 bar
- | | | |
|--|----------|---------------|
| SAR 8/15 PRO | 210 5813 | 149,00 |
| · 8 / 12 mm ID/OD · Length: 15 m · Weight: 6 kg | | |
| SAR 10/15 PRO | 210 5814 | 169,00 |
| · 10 / 15,5 mm ID/OD · Length: 15 m · Weight: 7 kg | | |
| SAR 13/12 PRO | 210 5817 | 179,00 |
| · 13 / 18 mm ID/OD · Length: 15 m · Weight: 7,5 kg | | |

Hose reels



1 DST 8/30

Highly flexible with kink protection, including quality coupling and barb

Cable rewinders KAR Series

- Automatic cable rewinders for hobby, agriculture, trade and industry
- Keeps any workshop tidy
- Swivelling thanks to stable wall or ceiling mount
- The cable can be easily arrested or automatically rolled up, simply by pulling



2 KAR 3x1.5 10 metres

1 Compressed air hose drum DST 8/30

- Polyurethane hose with woven fabric support
 - With kink protection · On Stand, swivels through 360°
 - Highly flexible and abrasion-proof
 - With premium quick-action coupling and barb
- | | | | |
|--------------------------|--------|---------------------|-------|
| · Connection: | 1/4" | · Hose (inside Ø): | 8 mm |
| · Hose length: | 30 m | · Hose (outside Ø): | 12 mm |
| · Max. working pressure: | 15 bar | · Weight: | 8 kg |

2 KAR 3x1.5 10 metres

- 230 volt model with safety plug and socket
- All suspension devices are included in the delivery volume
- Cable dimensions 3x 1.5 mm²
- Cable length: 10 metres · Weight: 3.6 kg

KAR 3x1.5 15 metres

- 230 volt model with safety plug and socket
- All suspension devices are included in the delivery volume
- Cable dimensions 3x 1.5 mm²
- Cable length: 15 metres · Weight: 7 kg



3 SAR 8/15 TOP



woven fabric armoured, oil-resistant, with kink protection, including quality coupling and barb



4 SAR 10/15 M



Highly flexible with kink protection, including quality coupling and barb

3 Hose retractor SAR TOP

- Housing made of impact-resistant plastic · With kink protection
- Including swivelling bracket for wall or ceiling mounting
- Woven-fabric armoured, oil-resistant polyurethane (PU) hose
- With premium quick-action coupling and barb
- Operating temperature: from -5° to + 40°C
- Max. working pressure: 15 bar
- Hose length: 15 m
- Length of connecting hose: 1 m

SAR 8/15 TOP 210 5815 265.90

- Hose: (Inner-Ø): 8 mm (Outer-Ø): 12 mm
- Connections 1/4" · Rectus coupling · Weight: 6 kg

SAR 10/15 TOP 210 5818 279.90

- Hose: (Inner-Ø): 10 mm (Outer-Ø): 14 mm
- Connections 3/8" · Rectus coupling · Weight: 6.5 kg

4 Wall-mounted hose retractor SAR 10/15 M 210 5816 129.00

- Compressed air hose made of polyurethane with woven fabric support
- With premium quick-action coupling and barb
- Rugged metal housing
- For ceiling and floor mounting
- The hose can be easily arrested or automatically rolled up, simply by pulling

· Connection: 1/4" · Hose (inside Ø): 9.5 mm
 · Hose length: 15 m · Hose (outside Ø): 14 mm
 · Max. working pressure: 15 bar · Weight: 12.25 kg

- With thermal overload protection as standard
- Cable quality Ho5VV-F
- All models TÜV and GS approved

KAR PRO Series special features

- Housing made of impact-proof plastic material
- Locking mechanism can be switched off
- With strong return spring made of special steel

- Very uniform and complete return of the electrical cable



3 KAR PRO 3x1.5 18 metres

3 KAR PRO 3x1.5 18 metres 216 2318 229.00

- 230 volt model with safety plug and socket
- Rated load cable rolled/unrolled: 800 W / 2000 W
- Cable dimensions 3x 1.5 mm²
- Cable length: 18 metres · Weight: 4.8 kg
- Dimension: 360 x 330 x 200 mm

KAR PRO 3x1.5 25 metres 216 2325 259.00

- 230 volt model with safety plug and socket
- Rated load cable rolled/unrolled: 800 W / 2000 W
- Cable dimensions 3x 1.5 mm²
- Cable length: 25 metres · Weight: 8.3 kg
- Dimension: 420 x 390 x 200 mm



4 KAR PRO 5x1.5 20 metres

4 KAR PRO 5x1.5 10 metres 216 4010 309.00

- 400 volt model with 5 x 16 A Euronorm plug and socket
- Rated load cable rolled/unrolled: 1000 W / 3000 W
- Cable dimensions 5x 1.5 mm²
- Cable length: 10 metres · Weight: 5.3 kg
- Dimension: 360 x 330 x 260 mm

KAR PRO 5x1.5 20 metres 216 4020 359.00

- 400 volt model with 5 x 16 A Euronorm plug and socket
- Rated load cable rolled/unrolled: 1000 W / 3000 W
- Cable dimensions 5x 1.5 mm²
- Cable length: 20 metres · Weight: 9.8 kg
- Dimension: 420 x 390 x 2030 mm

Are you interested in further products?



www.holzkraft.de



www.holzstar.de



www.unicraft.de



www.schweisskraft.de



www.optimum-maschinen.de



www.metalkraft.de

- The publication of this catalogue renders all previous price lists invalid.
- Prices are recommended retail prices, subject to change, in €, plus statutory VAT, plus packaging, shipping, transportation, unloading, installation and training costs as applicable.
 - We accept no liability for printing errors, mistakes or incorrect representation. Technical and visual changes reserved.
 - Some illustrations show optional accessories

- Delivery is effected solely on the basis of our terms of delivery and payment
- All items are sold through specialist retailers.
- The goods shall remain our property until payment has been received in full.
- Our retention of title shall remain valid in case of sale to a third-party.
- Legal warranty conditions apply for businesses.
- Copying and reproduction in full or in part is subject to written approval by us.

Sales Germany:

AIRCRAFT - Stürmer Maschinen GmbH
 Dr.-Robert-Pfleger-Str. 26
 D-96103 Hallstadt/Bamberg
 Phone: +49 (0) 951 96 555 - 0
 Fax: +49 (0) 951 96 555 - 55
 Email: info@aircraft-kompressoren.de

Production and Sales Austria:

AIRCRAFT Kompressorenbau GmbH
 Gewerbestrasse Ost 6 · A - 4921 Hohenzell
 Phone: +43 (0) 7752 - 70 929-0
 Fax: +43 (0) 7752 - 70 929-99
 Email: info@aircraft.at
www.aircraft.at

Your specialist retailer:

www.aircraft-kompressoren.com