

The SL-Class.



Mercedes-Benz



00 SL, the model that established a unique tradition of sports cars. Today's SL generation is impossible to express in mere words. So let's look at the underlying technology: the car is as advanced as ever. But one thing remains resolutely familiar: the outstanding quality of Mercedes-Benz engineering. The SL is more powerful - and economical - than ever, thereby proving that it is possible to deliver higher performance without the loss of the exclusive. There are no bass loudspeakers to be found in the doors, for example. Although an SL is a dream to drive and extremely comfortable, it is always alert and ready for action. It makes it one of the world's safest cars. Which is, after all, what one would expect from the SL. The four-piston front brakes have real bite which can deliver equally reassuring deceleration. When you drive the SL, the performance will have the adrenaline surging through your veins. Even when you are standing still, the SL is as away beneath the taut lines of the rear section in a matter of seconds. Once stowed, the SL is as good as gone. Good taste, too. **Athlete, Aesthete.** Good, better, best. According to the grammar books, the SL is the most efficient. Not to mention the world's torquiest V8 twin turbocharged engine to



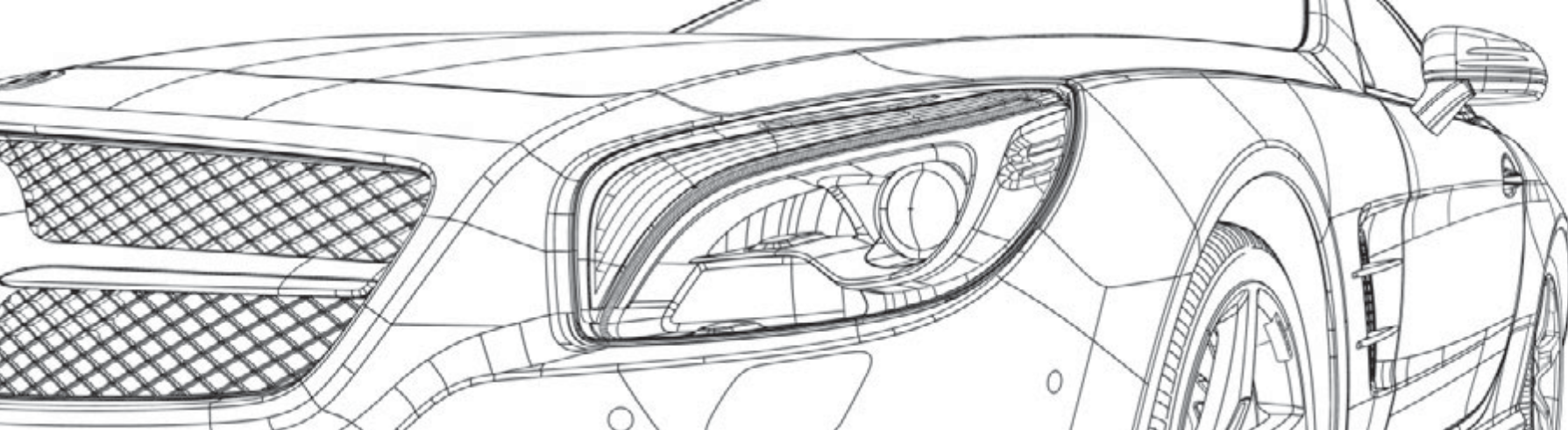
Opposites attract – and nowhere are they more attractive than in the SL, whose ability to reconcile extremes is unrivalled. It embodies both a legendary sports car tradition and trend-setting innovations. It is a car that looks to the future while recalling the past. This is true not only of its aesthetically appealing design with its elegant acknowledgements of its proud history, but also of its exemplary safety concept featuring assistance and protection systems. The highly advanced chassis systems allow the handling to be adjusted between dynamism and comfort, as required by the driver.

Efficient engines, a luxurious interior and perfection down to the smallest detail underline the exceptional status of this dream sports car. Thanks to the optional panoramic roof, the occupants can enjoy the visual dimension of open-top motoring even when the roof is closed. And with Front Bass, the SL boasts a world first which redefines high-end acoustics. In this way, sportiness and comfort combine to create a uniquely refined driving experience. The SL is simply both: an athlete and an aesthete.

At a glance | from page 4    Insight | from page 26

Featured models:
<b>SL 500   cerussite metallic SHAPE  </b> cover and from page 2 AMG Line   AMG 5-spoke light-alloy wheels, Exclusive nappa leather in black, light longitudinal-grain aluminium trim
<b>SL 350   hyacinth red  </b> from page 12 5-twin-spoke light-alloy wheels, nappa leather in porcelain, satin-finish light brown poplar trim
<b>SL 63 AMG   designo allanite grey magno  </b> from page 20 AMG 10-spoke light-alloy wheels, Exclusive nappa leather in black, light longitudinal-grain aluminium trim

The illustrations may show accessories and optional extras which are not part of standard specification



**Motoring pleasure in top form:** Mercedes-Benz Intelligent Drive, BlueEFFICIENCY, petrol engines, transmission and chassis

Drive system & chassis | from page 32

**Maximum safety:** integral safety concept technologies for the “Safe driving”, “In the event of danger”, “In an accident” and “After an accident” phases

Safety | from page 38

**Comfortable driving in the SL:** all about multimedia and assistance systems, open-air comfort, roof variants and climate control, plus seats

Comfort | from page 40

**Powerful AMG models:** all about the SL 63 AMG and SL 65 AMG as well as AMG Performance Studio

AMG | from page 52

**A roadster with personality:** standard equipment and optional extras, AMG Line, designo, upholstery and trim, wheels and genuine accessories

Equipment & appointments | from page 62

**Star service:** Mercedes-Benz Financial Services, Mercedes-Benz mobility, Mercedes-Benz Museum, test drive, Interactive Owner’s Manual and Mercedes-Benz Guides, mobile internet, Mercedes-Benz service contracts, accident repairs

Services | from page 80

**SL in detail:** dimensions, technical data and paintwork

Facts & colours | from page 82





## Forged in a fire that never goes out: passion.

Over sixty years ago a car was created that would go on to receive the title “Sports Car of the Century”. It was the legendary 300 SL, the model that established a unique tradition of sports cars. Today’s SL generation is systematically building on and extending this tradition. The legend lives on.

# The fine art of flying without taking off.


SL drivers are in an enviable position: the breathtaking feeling of sitting at the wheel of an SL is impossible to express in mere words. So let's look at the underlying technology: the body is a triumph of aluminium engineering, the chassis a gamechanger which reconciles comfort and dynamism to perfection. And the extreme roadholding is like nothing you have ever experienced. But one thing remains resolutely familiar: the outstanding quality of Mercedes-Benz technology.

→ Page 37









# Proves that you have no need to prove anything any more.

There is no greater challenge than that of repeatedly surpassing oneself. But few have risen to it more successfully over the years than the SL. Its BlueDIRECT engines are more powerful – and economical – than ever, thereby proving that it is possible to deliver higher performance and efficiency with a smaller displacement. The SL just keeps on surpassing itself. Even at the filling station.

→ Page 33–35






# Nothing less than luxury.

The SL embodies a design philosophy which rejects the everyday in favour of the exclusive. There are no bass loudspeakers to be found in the doors, for example. Instead, the sound is emitted from the side members of the front section of the car. The vehicle body itself becomes a resonance cavity – an innovative and acoustically impressive design solution.

→ Page 40, 41



A red Mercedes-Benz SL convertible is shown from a side-rear perspective, driving on a wet asphalt road. The car is splashing water, which is captured in motion, creating a blurred trail behind the rear wheel. The road has a red painted curb on the left and a red double line on the right. The background is a blurred concrete wall.

## Wide awake, yet still a dream.

Although an SL is a dream to drive and extremely comfortable, it is always alert and designed to ensure that you are, too. A range of intelligently coordinated safety components, which can be extended optionally with practically every driving assistance system currently available, makes it one of the world's safest cars. Which is, after all, what one would expect from the SL, the Mercedes among roadsters.  
→ Page 38, 39, 42, 43







# On course for euphoria.


Open up the vario-roof, open up the throttle and feel the endorphins kick in. The supremely confident cornering performance of the SL will have the adrenaline surging through your veins. Even when stationary it has the power to move you.

# Mastered. Not tamed.

When you're always out in front, it's important to look good from the rear, too. But the SL doesn't just impress with breathtaking acceleration. Its 4-piston fixed-calliper front brakes have real bite which can deliver equally reassuring deceleration. Which is good to know, if your enthusiasm at the wheel should ever get the better of you.





A close-up, low-angle shot of the front passenger seat in a Mercedes-Benz SL. The seat is upholstered in light-colored leather with dark stitching. The car's interior is visible, including the center console and the rear seat area. The car is parked on a rooftop or elevated platform, with a cityscape and buildings visible in the background under a bright sky.

One of the most impressive features of the SL is usually out of sight when the sun is shining. The light vario-roof with optional MAGIC SKY CONTROL folds away beneath the taut lines of the rear section in a matter of seconds. Once stowed, it reveals a cockpit that complements the stylish exterior to perfection. As an option, it can be enhanced with exclusive, elegant leather upholstery which reflects not just the sun, but your good taste, too.

→ Page 44-47





# The best. And then some.

Good, better, best. According to the grammar books, that's as far as it goes. We beg to differ. Take the SL 63 AMG, for example. First among equals, it features a unique combination of outstanding dynamism and maximum efficiency. Not to mention the world's torquiest V8 twin turbocharged engine to be found in a series-production vehicle. → Page 52-55







# The sky's the limit. Even with the roof closed.

Car enthusiasts the world over are united by the pursuit of certain eternal questions. How can the best be made even better? When can a car's performance be judged to be perfect? Who pushes the limits to the limit? There can only be one answer: the SL 63 AMG.

A silver sports car is shown in motion, driving through a tunnel. The car is on the right side of the frame, moving towards the left. The background is filled with motion blur, suggesting high speed. The tunnel walls are lined with lights, and the floor is reflective. The overall atmosphere is dynamic and futuristic.

Who says “transport of delight”  
is just a figure of speech?



How Rudolf Uhlenhaut honed  
a legend to perfection.





So far, the factory archives in Stuttgart have failed to yield any evidence that the “L” in the model designation actually does stand for “light”. But there are good reasons for believing this to be the case. When the head of vehicle testing, Rudolf Uhlenhaut, and his team rolled up their sleeves at the beginning of the nineteen-fifties, the incessant sound of drilling, grinding and filing that issued from their small workshop testified to the pursuit of one objective in particular: the world’s first 300 SL was to be a racing car whose lightness would put it beyond reach of the competition. Uhlenhaut began by developing an intricate tubular steel framework, the legendary space frame. Rather than cladding the car in sheet steel, he used

aluminium and inclined the engine to keep the bonnet line low. He even renounced the classic radiator grille with a free-standing Mercedes star in order to create a flat, racing-car-style front.

In contrast to all these reductive measures, the cockpit was surprisingly comfortable. “The driver”, Uhlenhaut said, “should derive a sense of well-being from his workplace.” Of course, his words also apply to today’s SL, whose links to the tradition established by its forbear are not restricted to its lightweight aluminium body.



accident. Metallic paints. Sound system. Petrol engines. AMG. Acceleration. Design. Em  
er. LED daytime running lamps. Engines. Paintwork. Total displacement. Facts and col  
equipment & appointments. Test drive. Light-alloy wheels. Memory package. Transmissio  
ices. Upholstery and trim. Assistance systems. BlueEFFICIENCY. In an accident. Meta  
ension. Optional extra. Fuel consumption. Interior. Airbags. In the event of danger. LE  
ment. Light. Multimedia systems. Drive system. Genuine accessories. Test drive. Equip  
er. BlueEFFICIENCY. Comfort. Cylinders. Technical data. Interior. Services. Safety. Ass  
afe driving. Light-alloy wheels. Top speed. Optional extras. Chassis & suspension. Fue  
ent. Climate control. Seats. Dimensions. Standard equipment. Light. Multimedia syste  
ls. Interior. Cylinders. Technical data. Dimensions. Services. BlueEFFICIENCY. Assista  
s. Safe driving. **The facts.** Cylinders. Technical data. Dimensions. Services. BlueEFFICI  
a class. Safe driving. Light-alloy wheels. Top speed. Chassis & suspension. Optional extra

32 **Mercedes-Benz Intelligent Drive**33 **BlueEFFICIENCY**34 **Petrol engines**

6-cylinder petrol engine

8-cylinder petrol engine

36 **Transmission**

7G-TRONIC PLUS

37 **Chassis & suspension**

Active Body Control ABC

Suspension with Adaptive

Damping System ADS

Direct-Steer system with EPS

ESP® Dynamic Cornering Assist

38 **Integral safety concept**

ATTENTION ASSIST

Adaptive Highbeam Assist

Intelligent Light System

Night View Assist Plus

Adaptive wiper system

MAGIC VISION CONTROL

Driving Assistance package Plus

PRE-SAFE® Brake and BAS PLUS

PRE-SAFE® system

Restraint systems

Mercedes-Benz emergency

call system

Measures after an accident

40 **Multimedia systems**

Harman Kardon® Logic 7®

surround sound system

Bang &amp; Olufsen BeoSound AMG

COMAND Online

42 **Assistance systems**

Speed Limit Assist

Active Parking Assist,

incl. PARKTRONIC

44 **Open-air comfort**

AIRSCARF

Electric draught-stop

Sun-reflecting leather

46 **Roof and space**

Panoramic vario-roof with

MAGIC SKY CONTROL

Vario-roof

Panoramic vario-roof

EASY-PACK function

KEYLESS-GO Convenience package

48 **Climate control and light**

THERMOTRONIC

Ambient lighting

50 **Seats**52 **SL 63 AMG**54 **SL 63 AMG technology**56 **SL 65 AMG**58 **SL 65 AMG technology**60 **AMG Performance Studio**



**62 Standard equipment****63 Optional extras****64 AMG Line****68 designo****70 Upholstery and trim****76 Wheels**

Standard wheels

Optional wheels

AMG wheels

Genuine accessory wheels

**78 Genuine accessories****80 Services**

Mercedes-Benz Financial Services

Mercedes-Benz mobility

Mercedes-Benz Museum

Test drive

Interactive Owner's Manual and

Mercedes-Benz Guides

Mobile internet

Mercedes-Benz service contracts

Accident repairs

**82 Dimensions****82 | 85 Paintwork****83 Technical data**

## Mercedes-Benz Intelligent Drive – a new era in mobility.

Our engineers focus on the future every day, the aim being to implement innovative technology. This aspiration has resulted in developments that have had a lasting impact on automotive engineering. In other words, we are working to make sure that a Mercedes-Benz will always be ahead of its time.

We have developed one groundbreaking solution after another to get closer to realising our vision of safe and accident-free driving. Innovative technologies such as the anticipatory occupant protection system PRE-SAFE® and DISTRONIC PLUS proximity control first made it onto the road in a Mercedes-Benz, setting new standards in vehicle safety. This is because it was the first time that active and passive systems had been combined – for even better protection and driving comfort.

Mercedes-Benz Intelligent Drive takes things a stage further by intelligently combining the sensors from various safety and assistance systems. For us, it's a logical progression as the traffic situation has changed. There are more vehicles on the road, the driver's job is becoming more complex and the likelihood of distraction is increasing.

To give the driver even more assistance and deal with the specific situation effectively, we have revolutionised the car once more: a Mercedes-Benz is now able to “see” better in all dimensions. It has an even better view of the road and other road users, and it can react to what it sees.

We have developed a stereo camera system that is capable of seeing in three dimensions. Together with further sensors, this produces a 360° all-round view – a precise image of the surroundings. If the driving assistance and safety systems detect danger, they can respond within a fraction of a second to provide the driver with the right support for the situation in hand: by braking in dangerous situations, for example, or by masking out the portion of the main beam affecting oncoming traffic.

Pioneer of innovation – Mercedes-Benz Intelligent Drive once again underlines our ambition to lead and points the way ahead to accident-free and autonomous driving. The following pages include further information about our safety and comfort systems. They are available as standard equipment or optional extras for the SL-Class, depending on the model specification; further details can be found on pages 37–39 and 43.

## BlueEFFICIENCY – fast forward to tomorrow.

Mercedes-Benz brings the future of motoring to the road faster. With ever more efficient vehicles and a production process that wastes fewer and fewer resources. We call this all-encompassing approach BlueEFFICIENCY. By way of example, BlueTEC technology for the diesel engine reduces the nitrogen oxides in the exhaust gases by up to 90%, while the natural-gas drive NGT drastically reduces

emissions and fuel costs. Our hybrid models, featuring an intelligent combination of internal combustion engine and electric drive, can reduce fuel consumption significantly. What's more, electromobility is also moving into the fast lane with the SLS AMG Coupé Electric Drive. Meanwhile, technical and aerodynamic enhancements right down to the last detail make the BlueEFFICIENCY Editions

available in selected model series true champions of efficiency.

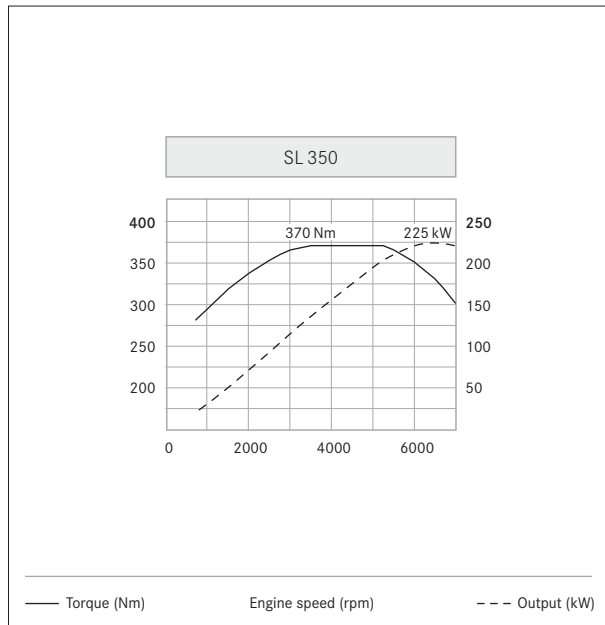
But every SL-Class model already boasts a raft of BlueEFFICIENCY features – comprehensive vehicle optimisation measures that have been adapted specifically for this model series.



- 1 Lightweight design through aluminium body and intelligent weight optimisation.
- 2 Up to 29% lower fuel consumption thanks to BlueDIRECT engine technology (SL 350, SL 500).
- 3 Optimised aerodynamics (exterior mirrors, underbody panelling).
- 4 Tyres with optimised rolling resistance.
- 5 Refrigerant compressor only activated when actually needed.
- 6 Adjustable radiator shutter.
- 7 ECO start/stop function.
- 8 Current fuel consumption indicator.
- 9 Intelligent alternator management (alternator switched off when throttle open).
- 10 7G-TRONIC PLUS automatic transmission with dynamic response.
- 11 Ancillaries with energy-saving control and on-demand activity (e.g. fuel and oil pump).
- 12 Entire engine range complies with the Euro 5 emission class.

## Petrol engines.

Built for top performance. The SL Roadster offers all the exhilarating sensations of a sports car. Powerful, high-torque engines put you in touch with speed in its most authentic form in the SL.



With an output of 225 kW (306 hp), the SL 350 Roadster boasts dynamic performance.

**6-cylinder petrol engine.** The innovative BlueDIRECT V6 engine in the SL 350 makes systematic use of lightweight materials. With its trend-setting technology – including spray-guided direct petrol injection with piezo injectors, four valves per cylinder as well as adjustable intake and exhaust camshafts – it is able to achieve a fuel saving of up to 29 percent compared with the predecessor model. Its CO<sub>2</sub> emissions are also correspondingly lower while its performance is more dynamic. In addition to the enhanced combustion process, other factors which contribute to the reduction in fuel consumption include the standard-fit ECO start/stop function, the air intake and exhaust system, controlled ancillaries and intelligent alternator management. With an output of 225 kW (306 hp), the engine offers powerful acceleration, even at low revs, and very smooth running characteristics across the entire engine speed range. A special resonance intake manifold delivers a powerful engine note.

**8-cylinder petrol engine.** The BlueDIRECT 8-cylinder engine in the SL 500 ensures effortlessly superior performance in any driving situation. An array of innovative technologies makes for reduced fuel consumption and significantly higher power from a reduced displacement. The technological highlights include the systematic lightweight design, moderate downsizing to a displacement of 4.7 litres and direct injection with precise piezo injectors. Twin turbochargers with charge air cooling ensure sustained high performance and significantly increased torque. This is reflected in the performance data: the SL 500 with the BlueDIRECT engine develops an impressive output of 320 kW (435 hp) and a massive 700 Nm of torque between 1800 and 3500 rpm. Although the performance is considerably more dynamic than that of the predecessor model, the fuel consumption is down by as much as 22 percent and the CO<sub>2</sub> emissions are also correspondingly lower.

Both the 6 and 8-cylinder engines are equipped as standard with the ECO start/stop function, which can help save fuel at traffic lights and in jams, thereby easing the burden on the environment.



The SL's petrol engines combine driving pleasure with efficiency.

## Transmission.

Innovative transmission technology, optimally tuned in the SL, brings the power of the responsive, high-torque engines effortlessly to the road.

**7G-TRONIC PLUS** (standard). Optimised for lower fuel consumption and increased efficiency, the 7G-TRONIC PLUS transmission with steering-wheel shift paddles takes care of changing gear in the SL. The 7G-TRONIC PLUS features the innovative torque converter which responds more dynamically, operates even more quietly and delivers a significant reduction in fuel consumption. The latter is also a result of combining the transmission with the standard-fit ECO start/stop function, which

switches the engine off temporarily when waiting at traffic lights or in a traffic jam. The seven forward gears of the 7G-TRONIC PLUS transmission allow a wider spread between the lowest and highest ratio yet also make for smaller shifts in engine speed between one gear and the next. This ensures that the engine always operates at the optimum speed, reduces fuel consumption and renders gear changes almost imperceptible. At the same time, it makes the driving experience even more enjoyable: the vehicle's

acceleration is improved and it develops greater pulling power. The manual gear-change facility makes driving even more dynamic, with the driver always able to see the most fuel-efficient choice of gear in the display. The transmission system automatically switches back to automatic mode, which is optimal for fuel economy, after a defined interval. The driver can also opt for manual gear-changing only.



The 7G-TRONIC PLUS: one of over 18 million automatic transmissions produced in a period spanning more than 50 years.

## Chassis & suspension.

The SL Roadster is as much at home cruising comfortably along country roads as it is tackling hairpin bends at a sporty tempo. This is possible thanks to the different suspension systems and settings available.

**Active Body Control ABC** (option). This system offers maximum ride comfort and enhanced driving dynamics through a combination of active suspension and passive damping. The movements of the vehicle body when moving off and braking are also significantly reduced, as is body roll when cornering. A comfort-oriented or sporty suspension setup can be selected at the touch of a button and the currently selected suspension mode can be called up in COMAND.

**Suspension with Adaptive Damping System ADS** (standard). The electronically regulated damping system adjusts its characteristics continuously and steplessly, the damping force being optimally adapted to each individual wheel in accordance with the current handling situation and road conditions. This results in greater handling stability in all speed ranges. The dampers can be set to sport mode at the push of a button.

**Direct-Steer system with EPS** (standard). This system makes steering easier and leads to improved cornering. Fewer steering movements are required when manoeuvring and the electromechanically assisted steering gear (EPS) can save fuel.

**ESP<sup>®1</sup> Dynamic Cornering Assist** (standard). When cornering at speed, the rear wheel on the inside of the bend is braked slightly to optimise distribution of the drive forces to the rear wheels for even sharper agility.



The standard suspension with Adaptive Damping System ADS facilitates the ideal blend of sportiness and comfort.

<sup>1</sup> Integral part of Mercedes-Benz Intelligent Drive. More on page 32

## Integral safety concept.

The vision of accident-free driving impels us. With our integral safety concept we are coming closer to achieving this goal – this is a holistic approach which can increase safety in every situation.

As the inventor of the car we feel that we have a special responsibility for road safety. This is why we are the first car manufacturer to have developed an integral safety concept which seamlessly blends measures to enhance active and passive safety. The holistic approach is subdivided into four phases and offers safety solutions for every situation. It includes systems for safe driving which help to avoid risks by warning you and coming to your aid in good time. In the event of danger our unique PRE-SAFE® system<sup>1</sup> kicks in and activates anticipatory measures for occupant protection. If a collision should still occur in spite of all the preventive measures, further technologies ensure protection as needed. We have also borne in mind the time immediately following an accident and developed solutions which can help prevent even worse things happening and can facilitate the provision of rapid help.

A selection of these technologies for the “Safe driving”, “In the event of danger”, “In an accident” and “After an accident” phases is presented on the pages which follow.

**Safe driving: ATTENTION ASSIST<sup>1</sup>** (standard). This drowsiness detection system is especially useful on long trips. At speeds of between 80 and 180 km/h, ATTENTION ASSIST can warn the driver as soon as it identifies typical signs of drowsiness or inattention. Several sensors analyse the driver’s behaviour and can detect any changes compared with the driver profile individually determined previously.

**Safe driving: Adaptive Highbeam Assist<sup>1</sup>** (standard). Taking into account oncoming traffic and vehicles out in front, the system ensures the lighting up of the road and distance vision is significantly improved. The range of the dipped-beam headlamps is automatically adjusted to the amount of traffic on the road.

**Safe driving: Intelligent Light System<sup>1</sup>** (option). The system has five settings: the country mode illuminates the edge of the road, the motorway mode the entire width of the road. The extended fog lamp function improves visibility, whilst the active light function and the cornering light function follow the driver’s steering angle.

**Safe driving: Night View Assist Plus<sup>1</sup>** (option). This system, which has been further refined, detects people, animals and objects up to 160 metres ahead on the road using two LED infrared headlamps and a thermal imaging camera. When the system is activated, the night vision is automatically switched on in certain relevant situations and is only switched off again when the vehicle has passed the hazardous situation. The people and animals detected are highlighted on the screen.

**Safe driving: MAGIC VISION CONTROL adaptive wiper system** (standard). This system delivers the windscreen washer fluid through the wiper blade straight to the windscreen. This improves the driver’s view when using the windscreen washer, consumption of washer fluid is reduced and the risk of splashes reaching the interior of the car during open-top driving is reduced. The optional heated windscreen washer system, comprising heating for the windscreen washer reservoir, the adaptive wiper system and the windscreen washer lines, provides these elements with considerably greater protection against freezing.

<sup>1</sup> Integral part of Mercedes-Benz Intelligent Drive. More on page 32



**Safe driving: Driving Assistance package Plus<sup>1</sup>** (option).

This package makes an active contribution to everyday safety on the road. It includes DISTRONIC PLUS proximity control<sup>1</sup>, Active Blind Spot Assist<sup>1</sup>, Active Lane Keeping Assist<sup>1</sup>, BAS PLUS Brake Assist and the PRE-SAFE<sup>®</sup> Brake.

**In the event of danger: PRE-SAFE<sup>®</sup> Brake<sup>1</sup> and BAS PLUS<sup>1</sup>** (both part of the optional Driving Assistance package Plus). The PRE-SAFE<sup>®</sup> Brake initially provides the driver with visual and acoustic warnings when the risk of a collision is detected. In this phase, BAS PLUS calculates the amount of brake pressure that could avoid a collision. If the braking force applied by the driver is insufficient, the system increases the braking pressure automatically so as to make optimum use of the remaining distance available. If the driver fails to respond to the signal, PRE-SAFE<sup>®</sup> Brake intervenes with autonomous partial braking that can clearly be felt. If there is still no reaction, autonomous emergency braking can then be triggered so as to significantly reduce impact speed and accident severity.

**In the event of danger: PRE-SAFE<sup>®</sup> system<sup>1</sup>** (standard).

This anticipatory occupant protection system is able to detect certain critical driving situations in advance and activate precautionary measures. If an imminent accident is detected, the system can close the side windows and tension the front seat belts using electric motors. Depending on the vehicle equipment, the front passenger seat can also be brought into a position which is more favourable in accident conditions.

**In an accident: restraint systems** (standard). 3-point seat belts, belt tensioners, belt force limiters and airbags are optimally coordinated with each other at Mercedes-Benz, so as to keep injuries to a minimum wherever possible. The two-stage airbags for the driver and front passenger help to protect the upper body and head, at the same time as stabilising the entire body. The standard headbags and sidebags, meanwhile, are able to reduce the risk of injury in a side impact. The various airbags therefore allow impact protection to be adapted to requirements. If the airbag control unit detects an accident, the seat belts are automatically tightened at lightning speed. The belt force

limiter then relaxes the belt again in accordance with the particular situation, so as not to place too much of a strain on the occupant's chest.

**After an accident: Mercedes-Benz emergency call system** (part of COMAND Online). The system can send an automatic emergency call via an operational telephone connected to the vehicle as soon as the restraint system detects an accident. At the same time GPS positioning data and other information on the vehicle are transmitted to the Mercedes-Benz emergency call centre. A voice connection is then established.

**Measures after an accident.** In order to mitigate consequential damage and, where necessary, expedite the rescue of the occupants, Mercedes-Benz has developed further measures. These include the automatic engine cut-off, for example, or activation of the hazard warning lamps and interior emergency illumination. The central locking also opens automatically, and crash joints between the door and the wing make it easier to open the doors after an accident.

## Multimedia systems.

Everything revolves around maximum comfort and convenience. While the standard-fit Front Bass technology delivers breathtaking acoustic performance, the optional COMAND Online multimedia system provides entertainment and navigation.

**Harman Kardon® Logic 7® surround sound system** (option). With its 600 watt output, Front Bass and Dolby Digital 5.1 technology, the Harman Kardon® Logic 7® surround sound system makes every journey an acoustic experience to savour. 14 high-performance loudspeakers and an amplifier with Digital Sound Processing provide a three-dimensional sound impression. The automatic volume control adapts the sound in line with the car's current speed.



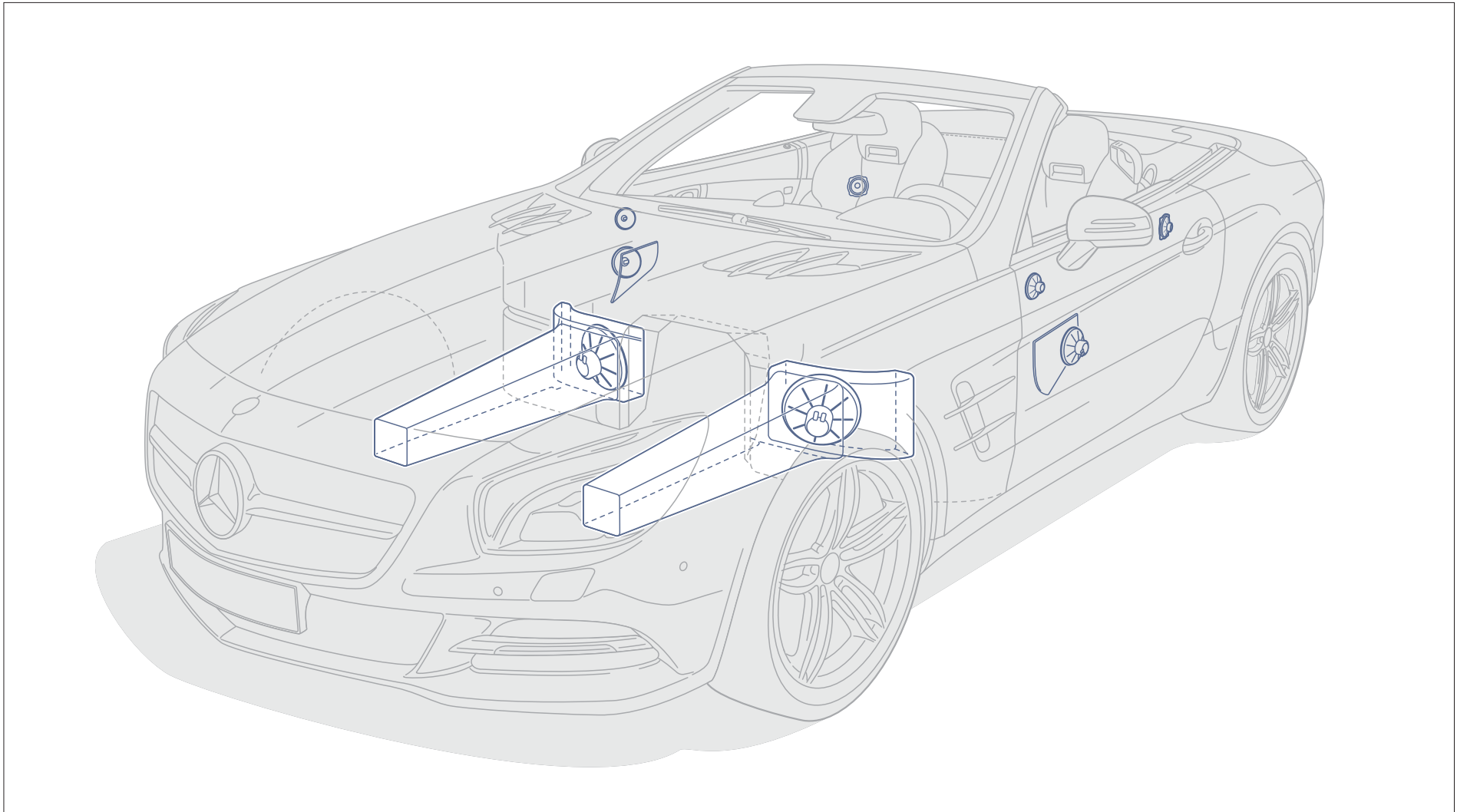
The Harman Kardon® Logic 7® surround sound system ensures a listening experience of the highest calibre.

**Bang & Olufsen BeoSound AMG** (option). This high-end surround sound system with Front Bass technology, 12 high-performance loudspeakers and an output of 900 watts turns the interior of the SL into a concert hall. The tweeters with Acoustic Lens Technology create the characteristic Bang & Olufsen virtual sound platform for the vehicle occupants. A special menu allows precise control of the optimum sound field for the seats in use.



Pleasing to the eye, too: outstanding audio technology with an exclusive design.

**COMAND Online** (standard, option for SL 350). The multimedia system boasts a high-resolution 17.8 cm colour display. The functions include a radio, speed-sensitive volume control, the MUSIC REGISTER with 10 GB hard disc and hard-disc navigation with 2D and 3D map displays. What's more, for 3 years from the initial registration, it also includes free updates for European map data. The DVD drive plays CDs and MP3 files as well as video and audio DVDs. The internet-enabled mobile phone facilitates access to the internet plus various mobile services from Mercedes-Benz. A USB and an Aux-in socket, a slot for SD memory cards and a Bluetooth® interface enable connections to external data carriers and a mobile phone. The system is operated via the central control unit as well as the buttons on the multifunction steering wheel; or by using voice entry in conjunction with LINGUATRONIC. The optional SPLITVIEW system – which is packaged with the 6-disc DVD changer – allows the driver and front passenger to view two different things on the screen at the same time.



The inclusion (as standard) of Front Bass technology marks the premiere of a new dimension of sound reproduction in a vehicle. The resonance space of the bass loudspeakers is integrated in the bodyshell. This results in brilliant, balanced sound and improved bass performance, especially during open-top driving.

## Assistance systems.

There are numerous assistance systems to reduce the driver's workload, both on the open road and when performing difficult manoeuvres.



**Speed Limit Assist** (part of the optional COMAND Online). A windscreen-mounted camera that permanently scans the car's surroundings is able to recognise signed speed limits and indicate the detected maximum speed to the driver in the display. The driver can therefore check the prevailing speed limit. This added convenience is of particular benefit on routes with variable speed limits or roadworks.



The information from Speed Limit Assist is shown both in the instrument cluster and in the COMAND Online central display.

**Active Parking Assist<sup>1</sup>, incl. PARKTRONIC<sup>1</sup>** (option).

Active Parking Assist begins the search for parking spaces automatically at speeds below 36 km/h, displaying a "P" and a direction arrow in the instrument cluster to indicate that it has found a suitable space. If the driver selects reverse gear, and accepts the space suggested, Active Parking Assist automatically performs the required steering movements to manoeuvre the car into the space at a speed of up



Active Parking Assist shows the driver suitable parking spaces and can carry out the parking manoeuvre if required.

to 10 km/h. All the driver has to do is operate the accelerator and brake pedals. The parking manoeuvre is completed in a maximum of five moves. The driver can intervene at any time to correct the parking manoeuvre. If Active Parking Assist is not used, the PARKTRONIC electronic parking aid monitors the areas to the front and rear during manoeuvring and warns the driver if a risk of collision is detected. It is active at speeds up to 16 km/h.

<sup>1</sup> Integral part of Mercedes-Benz Intelligent Drive. More on page 32

## Open-air comfort.

The SL Roadster offers its occupants comprehensive open-air comfort of the highest standard – in every season and almost any weather.

**AIRSCARF** (option). The neck-level heating developed by Mercedes-Benz extends the open-air season. At the touch of a button air is wrapped around the shoulders and neck of the driver and passenger like a warming scarf. In order to achieve this effect the system draws in cold air before warming it and releasing it again through discreetly positioned vents in the head restraints.



AIRSCARF delivers warm air aplenty to ensure perfect open-top motoring pleasure even in cool weather.

**Draught-stop, electric** (option). When driving with the roof down, the electrically operated draught-stop ensures optimum protection from draughts at the touch of a button on the centre console. This triggers an electric motor which deploys a trapezoidal frame from the rear compartment trim cover. The fine-mesh textile fabric covering the frame keeps the passenger area almost entirely free of draughts.



The electric draught-stop minimises draughts in the interior of the open vehicle.

**Sun-reflecting leather** (standard in conjunction with leather, nappa leather and Exclusive nappa leather except designo leather). As an optional extra the SL's seats are available with a coating which reflects heat. This prevents the seats from heating up in intense sunlight – bringing extra comfort, particularly when the vehicle is open.



The intelligent solutions deployed in the SL Roadster ensure that neither wind nor sun nor heat can detract from the pleasure of open-top motoring.

## Roof and space.

When it comes to comfort, the SL provides the benchmark. On the one hand, the panoramic vario-roof with MAGIC SKY CONTROL creates an impression of space and airiness even in the closed vehicle. On the other, all the roof variants offer plenty of room for luggage even when the car is open.



### **Panoramic vario-roof with MAGIC SKY CONTROL** (option).

The panoramic vario-roof with MAGIC SKY CONTROL is an innovation from Mercedes-Benz. At the touch of a button the roof panel changes from dark to transparent or vice versa within seconds. This allows the driver and passenger to enjoy a view of the sky even when the roof is closed. What's more, when the glass is darkened, the heating up of the vehicle interior is considerably reduced.





**Vario-roof** (standard). The fully power-retractable vario-roof transforms the SL from a coupé to an open roadster at the touch of a button. It takes less than 20 seconds to open or close the roof, which also comes as standard with a radio remote control function allowing it to be operated from outside the vehicle by means of the vehicle key. And thanks to the compact design of the roof, up to 241 litres of boot space remain available when it is retracted.



The roadster's boot offers plenty of stowage space whether the roof is open or closed.

**Panoramic vario-roof, incl. roller blind** (option). The panoramic vario-roof allows you to enjoy the views offered by a roadster with the comfort of a closed coupé. A large tinted glass panel integrated in the roof provides a clear overhead view. A manually operated roller blind offers protection from the sun when required.



Thanks to the panoramic vario-roof the occupants can enjoy an excellent view even when the roof is closed.

**EASY-PACK function** (standard). With the roof down, the convenient EASY-PACK function improves access to items in the boot by means of a power-operated mechanism which lifts the stowed roof. When the closing button is operated, the roof is lowered to its original stowed position and the boot lid is closed.

**KEYLESS-GO Convenience package with HANDS-FREE ACCESS** (option). There is no need to have the key in your hand to open the car or start the engine. If you have the KEYLESS-GO key on you, all you have to do is operate the door handle. And starting the car is simply a matter of pressing the start/stop button. The HANDS-FREE ACCESS comfort function makes loading and unloading the boot easier by using a sensor to trigger automatic opening or closing of the boot lid when the driver's foot is detected beneath the rear of the vehicle.

## Climate control and light.

A pleasant interior climate increases motoring pleasure and driver-fitness safety, so in the SL the temperature can be individually regulated, and the interior stylishly showcased in darkness.

**THERMOTRONIC** (standard). The luxury automatic climate control THERMOTRONIC has separate temperature controls for each side of the interior, allowing the driver and passenger to travel in comfort at the temperature of their choice. At the touch of a button the 2-zone system works fully automatically. THERMOTRONIC keeps the desired

temperature constant and also takes exterior factors such as sunlight, air quality and humidity into account via its sensors. This means that there is always a pleasant atmosphere in the SL, boosting comfort on the one hand and the driver's concentration on the other, thus enhancing the safety of both occupants.

**Ambient lighting** (option). Night drives become something to relish with the pleasant, indirect ambient lighting. Luminous surfaces on the dashboard, below the door trim and in the rear compartment trim cover create a unique atmosphere. Ambient lighting is activated and deactivated with the exterior lighting. It also switches on to create a "welcome home" effect when the doors are opened. It is possible to switch between three ambient lighting colours - "SOLAR orange", "SOLAR red" and "SOLAR" - which can also be dimmed to emphasise the sporty interior design.



The standard-fit THERMOTRONIC luxury automatic climate control ensures a pleasant interior temperature.



## Seats.

The sporty seats in the SL meet the highest standards – and diverse requirements – in terms of ergonomic design, comfort and safety.

The design of the comfortable sports seats speaks for itself. With their high side bolsters, these ergonomic seats offer optimal lateral support and enhance stability for the driver and passenger noticeably, even during dynamic driving. The exquisite leather variants which are available as an option are extremely pleasant to the touch and have the added benefit of reflecting sunlight.

The optional multicontour seats relieve the load on the spinal column and can be adjusted precisely to meet the ergonomic requirements of the driver and passenger. The pressure in the variable air cushions in the side bolsters of the backrests can be adjusted in line with individual requirements, as can the backrest curvature in the lumbar and shoulder regions. The active multicontour seat takes the outstanding qualities of these seats even further. It adjusts continuously to the changing lateral acceleration forces, massages the back muscles and can reduce the risk of injury in an accident.

The standard-fit seat heating brings cold seats up to a pleasantly warm temperature, before the effect of the vehicle heating can be felt, and allows independent heating of each seat to three different levels. It is also possible to adjust the heating balance between seat cushion and backrest. The optional climatized seats for the driver and passenger feature fans integrated in the upholstery. Air flows through fine perforations and quickly cools the surface of the seat to a pleasant temperature – even if the vehicle has been heated up in intense sunlight for a long time. Maximum ease of operation is assured by the standard-fit fully electric seat adjustment function with 4-way lumbar support adjustment and memory function. The electropneumatic lumbar support promotes an ergonomic posture while the memory function makes it possible to store – and recall at the touch of a button – the positions of the seat and backrest, the steering wheel and the exterior mirrors on both sides.



Standard-fit electric seat adjustment with memory function.



The seats for the SL combine seating comfort with ergonomics, safety and sportiness.

## SL 63 AMG.

The SL 63 AMG Roadster impresses with its expressive design and innovative technology from the world of motorsport → [www.mercedes-amg.com](http://www.mercedes-amg.com)



Performance and efficiency, combined in the SL 63 AMG Roadster.

Its expressive exterior hints at the power that lies within. The SL 63 AMG demonstrates its forward-thrusting energy through its more dynamic AMG bodystyling consisting of a front apron with side air outlets, a diffuser-look rear apron with an insert in the vehicle colour and side skirts. Silver chrome, a signature styling feature of the SL 63 AMG, is used for the lower cross strut of the front apron, the twin louvre in the AMG radiator grille and the surrounds of the special AMG LED daytime running lamps as well as the fins on the bonnet and wings. These features are complemented by the AMG spoiler lip on the boot lid and the AMG 5-twin-spoke light-alloy wheels. An AMG sports

exhaust system with two chromed twin tailpipes and “V8 BITURBO” lettering on the front wings complete the sporty look.

The interior also impresses with an exceptionally sporty ambience created by AMG sports seats in nappa leather with a special upholstery pattern, AMG carbon-fibre trim, black headlining and ambient lighting. One look at the AMG performance steering wheel trimmed in nappa leather with silver-coloured aluminium shift paddles, the AMG DRIVE UNIT with the E-SELECT selector lever and the AMG instrument cluster with AMG start-up display is enough

to create the feeling of being in the cockpit of a racing car. The integral RACETIMER can even record lap times if you ever take to the race circuit. An analogue IWC design clock is another highlight, while AMG door sill panels in brushed stainless steel with white illumination add an appropriately stylish finishing touch.



AMG sports seats in nappa leather.



The AMG DRIVE UNIT in the centre console.



The AMG sports exhaust system with two chromed twin tailpipes.

## SL 63 AMG technology.

A thrilling driving experience and maximum efficiency with the AMG 5.5-litre V8 twin-turbocharged engine, the AMG SPEEDSHIFT MCT 7-speed sports transmission and the AMG sports suspension.

**AMG 5.5-litre V8 twin-turbocharged engine.** The high-performance engine of the SL 63 AMG is built to deliver dynamic performance without neglecting economy. It offers breathtaking acceleration and outstanding performance with an engine note to set your pulse racing. The powerplant develops an impressive maximum output of 395 kW (537 hp) with maximum torque of 800 Nm. Adding the optional AMG Performance package boosts these figures to 415 kW (564 hp) and 900 Nm respectively. The increased power

and efficiency are achieved through refined direct petrol injection technology, twin turbocharging and the ECO start/stop function. The AMG high-performance compound braking system delivers excellent deceleration performance plus precision brake control with internally ventilated and perforated brake discs sized 390 x 36 mm for the front wheels and 360 x 26 mm for the rear wheels.

**AMG SPEEDSHIFT MCT 7-speed sports transmission.**

This unit combines the sporty, direct and agile feedback of a manual gearbox with the unrivalled comfort and convenience of an automatic. The four transmission modes – Controlled Efficiency, Sport, Sport+ and Manual as well as the RACESTART function – allow the driver to choose how dynamic the gear changes are to be.

**AMG sports suspension.** The AMG sports suspension is based on Active Body Control ABC and offers a choice of two settings. The setting chosen – “comfort” or “sport” – also causes a corresponding adjustment to be made to the steering characteristics of the AMG speed-sensitive sports steering. This gives the driver a sensitive and direct steering response with immediate feedback from the road. The combination of AMG sports suspension and the AMG speed-sensitive sports steering therefore ensures sporty, agile handling and compelling driving enjoyment.




Fast, comfortable gear changing with the AMG SPEEDSHIFT MCT 7-speed sports transmission.



The AMG 5.5-litre V8 twin-turbocharged engine with up to 415 kW (564 hp) and 900 Nm of torque.





A perfect combination of driving dynamics and comfort: the AMG sports suspension based on Active Body Control ABC.

## SL 65 AMG.

The SL 65 AMG brings even greater luxury and exclusivity to this legendary model series.



The SL 65 AMG combines phenomenal power and exclusive dynamics.

The exterior of the top model differs from that of the SL 63 AMG in that the former features an AMG sports exhaust system with V12-design chromed twin tailpipes, “V12 BITURBO” lettering on the front wings and a chromed cross strut in the front apron. These elements are complemented by the high-gloss chromed finish of the twin louvre in the AMG radiator grille as well as the fins on the bonnet and wings. Special V12 AMG 5-spoke light-alloy wheels, the characteristic AMG styling and the AMG spoiler lip on the boot lid complete the picture of a consummate sports car.

The exclusive tone is maintained inside the vehicle. Exclusive nappa leather upholstery offers an irresistible invitation to settle into the AMG sports seats whose backrests feature an embossed AMG emblem. The special V12 upholstery pattern harmonises with the V12 design of the door centre panels and the designo headlining in black leather. The equipment line-up also includes the Convenience Telephony function, the KEYLESS-GO package and Active Parking Assist<sup>1</sup> as well as AIRSCARF, multicontour seats and climatised seats. The AMG performance steering wheel trimmed in nappa leather with silver-coloured aluminium shift paddles hints at the thrilling driving experience in store,

as do the AMG instrument cluster with the “AMG V12 BITURBO” start-up display and the AMG DRIVE UNIT with the E-SELECT lever which bears an embossed AMG emblem. The ambient lighting and the transparent panoramic vario-roof with roller blind also help to set the scene, while the high-end Bang & Olufsen BeoSound AMG surround sound system provides the soundtrack. High-sheen chromed AMG door sill panels with white illumination, the special AMG IWC design analogue clock and AMG carbon-fibre trim complete the elegant and sporty picture.



AMG sports seats in Exclusive nappa leather with AMG V12 pattern.



The AMG instrument cluster in the SL 65 AMG.



AMG sports exhaust system with V12-design twin tailpipes.

<sup>1</sup> Integral part of Mercedes-Benz Intelligent Drive. More on page 32

## SL 65 AMG technology.

With its AMG 6-litre V12 twin-turbocharged engine and AMG SPEEDSHIFT PLUS 7G-TRONIC automatic transmission, the SL 65 AMG is the flagship of the SL model series.

**AMG 6-litre V12 twin-turbo engine.** The high-performance engine, which includes the ECO start/stop function, impresses with its excellent performance data and innovative technology. The 12-cylinder design ensures perfectly smooth running. This top-of-the-range model develops 463 kW (630 hp) and a maximum torque of 1000 Nm. It attains its maximum torque at just 2500 rpm and maintains it all the way to 4300 rpm.

**AMG SPEEDSHIFT PLUS 7G-TRONIC automatic transmission.** Equipped with four transmission modes, this unit reconciles enhanced driving dynamics with high efficiency. A rotary switch is used to select the required transmission mode: distinctly sporty or more comfort-oriented. There is also an automatic double-declutching function when downshifting, which provides an emotional sound experience as well as reducing power-off effects. This function has a positive effect when braking on the approach to bends in

particular. The transmission is matched to perfection by the AMG high-performance compound brake system. Both AMG models are equipped with this system which features large, internally ventilated and perforated brake discs all round. The ESP<sup>®1</sup> Dynamic Cornering Assist offers enhanced roadholding and safety during sporty driving by distributing the power to the wheels selectively.

**AMG sports suspension.** Like the SL 63 AMG, the SL 65 AMG is equipped with the AMG sports suspension, based on Active Body Control ABC, and AMG speed-sensitive sports steering.

**Electronic Stability Program ESP<sup>®</sup>.** The SL 63 AMG and the SL 65 AMG are equipped with 3-stage ESP<sup>®</sup>, which allows three different control strategies offering both safety and driving enjoyment to be selected at the touch of a button. Using the ESP<sup>®</sup> switch, the driver can choose between “ESP ON”, “ESP SPORT HANDLING MODE” and “ESP OFF”.



A first in a 12-cylinder model from Mercedes-Benz: AMG SPEEDSHIFT PLUS 7G-TRONIC automatic transmission.

<sup>1</sup> Integral part of Mercedes-Benz Intelligent Drive. More on page 32



The AMG 6-litre V12 twin-turbo engine with 463 kW (630 hp) and 1000 Nm of torque.

## AMG Performance Studio.

The sporty look of the AMG models is given the perfect finishing touch with the individualisation options from the AMG Performance Studio.

The AMG Performance Studio offers many possibilities – a notable example being the AMG Performance package for the SL 63 AMG. This comprises an increase in output of 20 kW<sup>1</sup> (27 hp) and 100 Nm<sup>1</sup>, the AMG Performance steering wheel in black nappa leather/Alcantara®, a spoiler lip and engine cover in carbon fibre, red painted brake callipers at the front and rear, an AMG rear-axle differential lock and the AMG Driver's package. The latter is also available as a separate optional extra for both the SL 63 AMG and the SL 65 AMG: the top speed governor kicks in at 300 km/h

(participation in AMG Driving Academy driver training is also included). The sporty theme is continued by the AMG 10-spoke forged wheels, either painted titanium grey with a high-sheen finish or painted matt black, with 255/35 R 19 front tyres and 285/30 R 20 rear tyres. The AMG Performance Media feature displays and evaluates current vehicle data as well as lap and sector times. The optional AMG ceramic high-performance compound brake system offers not only the best possible deceleration performance and greater resistance to fading, but also greater agility, improved

ride comfort and reduced road roar and tyre vibration as a result of the lower unsprung rotational masses. For those seeking an even sportier driving experience, the SL 63 AMG is available with the AMG performance suspension.

The AMG Performance Studio in Affalterbach can also meet other customer requests – including the production of one-off models.

<sup>1</sup> Rated output: 415 kW (564 hp), rated torque: 900 Nm, acceleration from 0 to 100 km/h: 4.2 s



The SL 63 AMG with AMG Performance package.



AMG 10-spoke forged wheels.



AMG ceramic high-performance compound brake system.



The AMG Performance package meets the most demanding requirements.

## Standard equipment | Selection.



The MAGIC VISION CONTROL adaptive wiper system.



Instrument cluster with colour display.



Intelligent Light System<sup>1</sup>.



Suspension with Adaptive Damping System ADS.



Selector lever in the centre console.



Multifunction sports steering wheel in nappa leather with shift paddles.

<sup>1</sup> Integral part of Mercedes-Benz Intelligent Drive. More on page 32



## Optional extras | Selection.



KEYLESS-GO package w. HANDS-FREE ACCESS (SL 65 AMG: standard).



Electric draught-stop.



SPLITVIEW with 6-disc DVD changer.



COMAND Online with DVD drive (standard for SL 500 and above).



Bang & Olufsen BeoSound AMG (standard on SL 65 AMG).



Panoramic vario-roof with MAGIC SKY CONTROL.

## AMG Line Exterior.

Athletic, dynamic, powerful. The optional AMG Line brings out these characteristics even more potently.

The AMG Line is the right choice for those who wish to bring out the sportiness and dynamism of the SL Roadster even more emphatically. The AMG bodystyling, comprising front and rear aprons as well as side skirts, underlines the vehicle's strength and athleticism. AMG alloy wheels with 255/35 R 19 tyres at the front and 285/30 R 19 tyres at

the rear enhance the overall look. Pure driving pleasure is assured by the 7G-TRONIC PLUS transmission, with shift points optimised for sporty performance in the S transmission mode, and the sports suspension which is lowered by 10 millimetres and has a stiffer spring response and damping setup (non-mandatory feature, not available in

conjunction with ABC). The uprated braking system, with perforated brake discs at the rear too, as well as "Mercedes-Benz" lettering on the grey painted brake callipers, completes the AMG Line to perfection.



The AMG Line's distinctive rear apron.



AMG 5-spoke light-alloy wheels, high-shine.



High-shine 7-twin-spoke AMG light-alloy wheel, finished in titanium grey.



Exclusive sportiness for the SL: the AMG Line with 7-twin-spoke AMG light-alloy wheels, finished in high-gloss black.

## AMG Line Interior.

The powerful character of the SL Roadster with the optional AMG Line runs systematically on into the vehicle interior.

The interior concept of the AMG Line also impresses with its sporty details. Appointments and equipment specific to this package include the instrument cluster with its “Chequered Flag” design, the sports steering wheel with a flattened bottom section as well as silver-

coloured shift paddles and perforated leather in the grip area, and the sports seats with their vertical fluting which are available in leather, nappa leather or Exclusive nappa leather (black and perforated in each case). White piping on the door armrests, centre console, seat side bolsters

and head restraints provides an attractive contrast. The trim is available in a choice of light or dark longitudinal-grain aluminium. AMG floor mats are another exclusive feature of this package.



The instrument cluster with its “Chequered Flag” design.



The AMG Line interior.



Sportiness and dynamism abound in the Roadster's interior with the AMG Line.



## designo.

A wealth of high-grade appointments and special details makes designo an alluring proposition → [www.mercedes-benz.com/designo](http://www.mercedes-benz.com/designo)

The optional designo range allows you to take the sporty design of the SL Roadster into another dimension of perfection. The comprehensive designo range offers discerning customers a choice of attractive upholstery in designo leather as well as numerous variant headlining options in DINAMICA microfibre or leather. designo trim, which is

manufactured with the greatest care, is available in natural bamboo, black piano lacquer, champagne white piano lacquer or AMG carbon fibre. The two-tone designo leather steering wheel is optionally available in all eight designo interior colours. Exclusive designo paint finishes focus attention on the exterior design. You can choose from

designo metallic paint finishes or designo magno matt paint finishes. Whether the effect being sought is a harmonious combination of colours or contrasting highlights, designo underlines the exclusivity of the SL.



Trim in designo black piano lacquer (Code W69).



designo roof lining in DINAMICA.



designo seat belts in red.

## Upholstery and trim.



The black colour scheme features black seats which are available either in leather/fabric or, as an option, in leather, nappa leather or Exclusive nappa leather. The contrasting topstitching in dark alpaca grey adds an eye-catching note in combination with leather/fabric or leather. Where nappa leather or Exclusive nappa leather is specified, black topstitching and dark alpaca grey piping underline the stylish character of the interior. The centre console is in machined aluminium as standard, the metallic surfaces in fine silver chrome.



701



201

801  
501

H76



736



739



731



729

---

### black

---

- 701 Leather/fabric
  - 201 Leather
  - 801 Nappa leather
  - 501 Exclusive nappa leather
- 

### Trim

---

- H76 dark longitudinal-grain aluminium (option, with AMG Line)
  - 736 high-gloss black ash wood (option)
  - 739 light longitudinal-grain aluminium
  - 731 high-gloss brown burr walnut wood (option)
  - 729 satin-finish light brown poplar wood (option)
-





The nut brown colour scheme features nut brown seats which are available in nappa leather or Exclusive nappa leather. The topstitching of the seat surfaces is in brown, the contrasting stitching on the side bolsters in black. Black piping adds an eye-catching note. The centre console is in machined aluminium as standard, the metallic surfaces in fine silver chrome.



804  
504



736



739



731



729

---

#### nut brown (option)

---

804 Nappa leather

504 Exclusive nappa leather

---

#### Trim

---

736 high-gloss black ash wood (option)

739 light longitudinal-grain aluminium

731 high-gloss brown burr walnut wood (option)

729 satin-finish light brown poplar wood (option)

---



The ginger beige/espresso brown colour scheme features ginger beige seats which are available in leather, nappa leather or Exclusive nappa leather. Sahara beige contrasting topstitching adds an eye-catching note. Where nappa leather or Exclusive nappa leather is specified, piping in espresso brown underlines the stylish character of the interior. The centre console is in machined aluminium as standard, while the metallic surfaces are in fine silver chrome.




205



736



739

805  
505

731



729

---

**ginger beige/espresso brown (option)**


---

- 205 Leather
  - 805 Nappa leather
  - 505 Exclusive nappa leather
- 

**Trim**


---

- 736 high-gloss black ash wood (option)
  - 739 light longitudinal-grain aluminium
  - 731 high-gloss brown burr walnut wood (option)
  - 729 satin-finish light brown poplar wood (option)
-



The bengal red colour scheme features bengal red seats which are available in leather, nappa leather or Exclusive nappa leather. Black contrasting topstitching adds an eye-catching note in combination with leather. Where nappa leather or Exclusive nappa leather is specified, black topstitching and black piping underline the stylish character of the interior. The centre console is in machined aluminium as standard, the metallic surfaces in fine silver chrome.



207



736



739

807  
507

731



729

---

**bengal red (option)**


---

207 Leather

807 Nappa leather

507 Exclusive nappa leather

---

**Trim**


---

736 high-gloss black ash wood (option)

739 light longitudinal-grain aluminium

731 high-gloss brown burr walnut wood (option)

729 satin-finish light brown poplar wood (option)



The crystal grey colour scheme features crystal grey seats which are available in embossed leather. Mid grey contrasting topstitching adds an eye-catching note. The centre console is in machined aluminium as standard, the metallic surfaces in fine silver chrome.



208



736



739



731



729

---

**crystal grey** (option)

---

208 Leather

---

**Trim**

---

736 high-gloss black ash wood (option)

739 light longitudinal-grain aluminium


731 high-gloss brown burr walnut wood (option)

729 satin-finish light brown poplar wood (option)

---



The porcelain colour scheme features porcelain coloured seats which are available in nappa leather or Exclusive nappa leather. Black piping with porcelain coloured top-stitching adds an eye-catching note. The centre console is in machined aluminium as standard, the metallic surfaces in fine silver chrome.



815  
515



736



739



731



729

---

#### porcelain (option)

---

815 Nappa leather

515 Exclusive nappa leather

---

#### Trim

---

736 high-gloss black ash wood (option)

739 light longitudinal-grain aluminium

731 high-gloss brown burr walnut wood (option)

729 satin-finish light brown poplar wood (option)

---

## Wheels.



10-spoke light-alloy wheels, painted titanium silver, with 255/45 R 17 tyres (standard for SL 350, Code 25R).



5-twin-spoke light-alloy wheels, painted vanadium silver with a high-shheen finish, with 255/40 R 18 front tyres and 285/35 R 18 rear tyres (option, Code R70).



AMG 5-spoke light-alloy wheels in a high-shheen finish, with 255/35 R 19 front tyres and 285/30 R 19 rear tyres (part of the AMG Line, Code 770).



15-spoke light-alloy wheels, painted vanadium silver, with 255/40 R 18 front tyres and 285/35 R 18 rear tyres (standard for SL 500, Code R34).



5-twin-spoke light-alloy wheels, painted vanadium silver, with 255/35 R 19 front tyres and 285/30 R 19 rear tyres (option, Code R17).



AMG 5-twin-spoke light-alloy wheels, painted titanium grey with a high-shheen finish, with 255/35 R 19 front tyres and 285/30 R 19 rear tyres (standard for SL 63 AMG, Code 793).



AMG 5-spoke light-alloy wheels, painted titanium grey with a high-sheen finish, with 255/35 R 19 front tyres and 285/30 R 19 rear tyres (standard for SL 65 AMG, Code 797).



AMG 7-twin-spoke light-alloy wheels in a high-gloss black finish, with 255/35 R 19 front tyres and 285/30 R 19 rear tyres (option, part of the AMG Line, Code 662).



AMG 10-spoke forged wheels in a matt black finish with high-sheen rims, with 255/35 R 19 front tyres and 285/30 R 20 rear tyres (option, only for AMG models, Code 767).



AMG 7-twin-spoke light-alloy wheels with a high-sheen titanium grey finish, with 255/35 R 19 front tyres and 285/30 R 19 rear tyres (optional, part of the AMG Line, Code 785).



AMG 10-spoke forged wheels, painted titanium grey with a polished finish, with 255/35 R 19 front tyres and 285/30 R 20 rear tyres (option, only for AMG models, Code 766).



Multi-spoke light-alloy wheels with 255/35 R 19 front tyres and 285/30 R 19 rear tyres optionally available for the rear (ex-factory accessory wheel, Code 11R).

## Genuine accessories.

The Mercedes-Benz genuine accessories range offers everything you need to make the SL even sportier: a whole host of accessory products optimally tailored to the vehicle  
→ [www.mercedes-benz-accessories.com](http://www.mercedes-benz-accessories.com)



Distinctive 5-spoke light-alloy wheels with 225/40 R 18 front tyres and 285/35 R 18 tyres optionally available for the rear.



Make your roadster even more emphatically your own. Make a distinctive visual statement with your choice of light-alloy wheels, or add practical accessories to enhance the functionality of your SL. All the products are matched perfectly to your vehicle and are engineered to the highest standards of quality and safety. Examples of the accessories available include the specially designed cradle for your iPhone® which, in conjunction with the Convenience Telephony option (Code 386), automatically links it with your vehicle's hands-free system. As well as providing optimum reception quality, battery charging and access to the internal phone memory, the system allows the phone to be operated conveniently by means of the vehicle controls. Cradles are available for many popular mobile phones.

Experience the perfect dimension of web access, telephony and navigation support in your SL with the combination of the Mercedes-Benz Bluetooth® (SAP profile) telephone module and the COMAND Online multimedia system. The telephone module with integral UMTS module and a direct connection to the vehicle aerial ensures that COMAND Online has a fast, stable and reliable internet connection. You can use the phone and simultaneously use Mercedes-Benz Apps via COMAND Online and have the system read SMS messages to you. The telephone module is easily linked with the Convenience Telephony feature in the centre armrest.

The practical boot tub matches the shape of the boot precisely. It is flat, very easy to clean and made from food-safe material. The ribbed texture of the tub helps prevent the load from sliding.

To find out more, please see our Accessories brochure or consult your authorised Mercedes-Benz dealer who will be pleased to advise you.



Practical: the flat boot tub.

## Services.

**Mercedes-Benz Financial Services.** Our sophisticated leasing and financing products are tailored to your individual financial needs, giving you the opportunity to drive your dream car while staying financially flexible. Once you have chosen a model, you can enjoy the peace of mind of knowing that both the vehicle itself and our insurance products will keep you particularly well protected. What's more, our range of service products is designed to ensure that your car stays in top shape while offering transparent, manageable conditions. For further details, speak to your Mercedes-Benz dealer, who will be glad to go through the latest financial services and terms and conditions with you.

**Mercedes-Benz mobility.** Your new car comes complete with the promise of feeling safe on the road. But if you should ever need assistance, Mercedes-Benz Service24h is there to help. Just call the freephone service hotline on 00800 1 777 7777<sup>1</sup>. The integrated telematics service, Mercedes-Benz Contact<sup>2</sup>, is even more convenient: a touch of a button is all it takes to contact the Mercedes-Benz customer centre. If you wish, relevant vehicle and position-related data are transmitted at the same time, thereby allowing the centre to react quickly and provide rapid on-site assistance. Also standard with your new car at no extra charge is the Mercedes-Benz Mobilo<sup>3</sup> mobility package. Whether you have lost your key, had a breakdown which cannot be repaired immediately or suffered damage to the vehicle due to an accident or vandalism, Mobilo helps you reach your destination – anywhere in Europe. Whatever is holding you up, you will soon be able to resume your journey.

**Mercedes-Benz Museum.** Discover what has been moving the world for over 125 years, and embark on a fascinating journey through automotive history in the Mercedes-Benz Museum. More than 1500 exhibits covering an area of 16,500 square metres chart the unique heritage and innovative flair of the inventor of the motor car. You will find one automotive legend after another awaiting you: unique pieces such as the oldest Mercedes still in existence from 1902, supercharged cars or the awe-inspiring Gullwings. The museum is a spectacular sight in its own right too, thanks to an architecture that breaks away from traditional concepts and creates an unprecedented sense of space. Welcome to the Mercedes-Benz Museum – a world of innovation. [www.mercedes-benz-classic.com/museum](http://www.mercedes-benz-classic.com/museum)



<sup>1</sup> Alternative: +49 69 95 30 72 77. <sup>2</sup> Requires a factory-fitted radio, connected to an operational mobile phone. The only charge incurred is the cost of the mobile phone call to the landline network. <sup>3</sup> Once the mobility guarantee has expired (four years), Mobilo can be extended to provide cover in the event of breakdown and insurance claims one year at a time for a maximum of 30 years, provided that regular maintenance is carried out by your Mercedes-Benz service partner.

**Test drive.** The unique feeling of driving a Mercedes cannot be put into words – you have to experience it for yourself. Take a test drive and find out first hand how it feels to drive your dream car. Please contact your nearest Mercedes-Benz dealer for details.

#### **Interactive Owner's Manual and Mercedes-Benz Guides.**

The website also offers an interactive tour, enabling you to acquaint yourself with your dream car. You can view key functions in detail, gain an insight into the car's inner workings or look at the benefits of each model. For further details, go to [www.mercedes-benz.de/owners-manual](http://www.mercedes-benz.de/owners-manual). The "Mercedes-Benz Guides" app lets you explore the highlights of the individual models both online and offline. The app is available free of charge from the Apple® iTunes® Store (iOS) as well as the Google Play store (Android).

**Mobile internet.** The whole world of Mercedes-Benz can be explored at any time with your web-capable mobile device – including specially adapted content for both smartphones and tablets. As well as an overview of all the passenger car models, there are insights into the entire brand world along with a wealth of entertainment offers and direct links to our range of services at [www.mercedes-benz.com](http://www.mercedes-benz.com)

**Mercedes-Benz service contracts.** You need never worry about unexpected workshop costs<sup>4</sup> again: depending on the specific contract, a Mercedes-Benz service contract can cover unforeseen repairs, maintenance or wear parts. As a result, your vehicle stays in great condition – thanks to the Mercedes-Benz quality you can expect from our highly qualified workshop specialists and Mercedes-Benz genuine parts. Your Mercedes-Benz dealer will be pleased to tell you more about the available service contracts and terms and conditions.

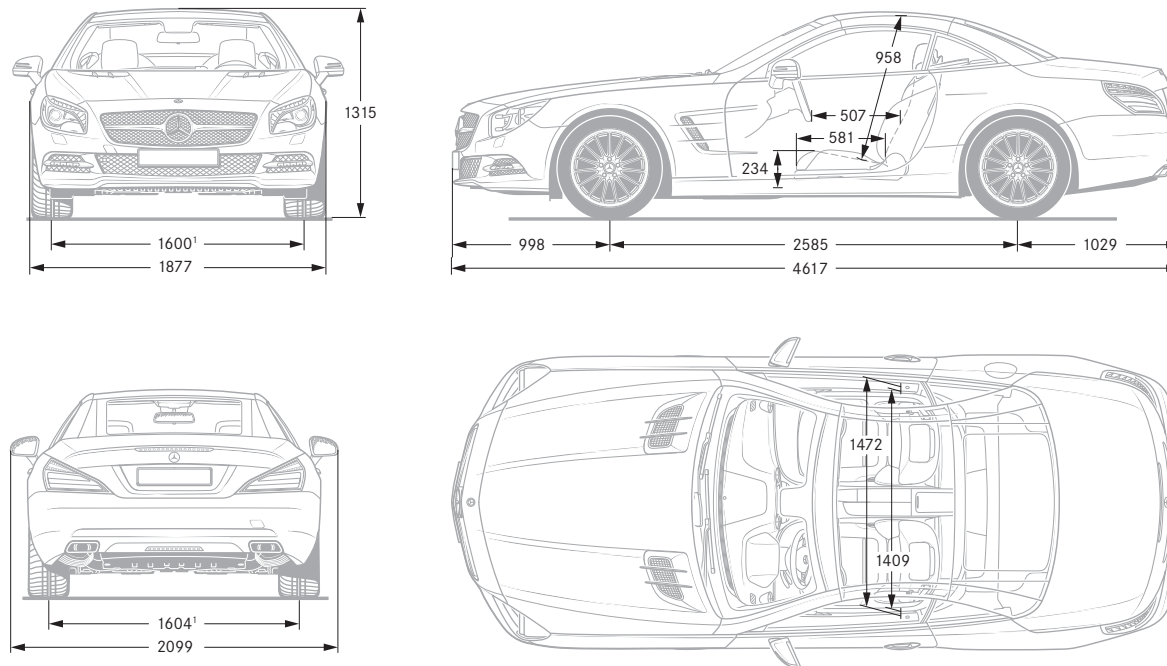


**Accident repairs.** Should the worst happen and you find yourself in need of repairs, with the Mercedes-Benz accident repair service you will receive the right assistance for your vehicle and ensure that its high-quality safety features are properly maintained. Whether you need paint, body or glass repair work carried out, the highly trained specialists at your Mercedes-Benz service partner will repair your Mercedes-Benz and get you quickly back on the road again. Further information is available from your authorised Mercedes-Benz dealer.



<sup>4</sup> In accordance with the terms and conditions of the Mercedes-Benz service contracts.

## Dimensions.



All measurements in millimetres. The dimensions shown are mean values and apply to standard-specification, unladen vehicles.  
<sup>1</sup> Carrying 2 people, each weighing 68 kg.

## Paintwork.

### Non-metallic paints (standard)

- 040 black
- 149 polar white
- 590 fire opal

### Metallic paints (option)

- 183 magnetite black
- 197 obsidian black
- 526 dolomite brown
- 755 tenorite grey
- 775 iridium silver
- 792 palladium silver
- 890 cavansite blue

### Special paints (option)

- 281 cerussite grey metallic SHAPE
- 799 diamond white metallic BRIGHT
- 996 hyacinth red

Further individual paint finishes can be found in the designo range.


## Technical data.

	Petrol engines	
	SL 350	SL 500
No. of cylinders/arrangement	6/V	8/V
Total displacement in cc	3498	4663
Rated output <sup>1</sup> in kW (hp) at rpm	225 (306)/6500	320 (435)/5250
Rated torque in Nm at rpm	370/3500-5250	700/1800-3500
Acceleration from 0 to 100 km/h in s	5.9	4.6
Top speed, approx., in km/h	250 <sup>4</sup>	250 <sup>4</sup>
Fuel consumption <sup>5</sup> in l/100 km		
Urban	9.9-9.3	12.8-12.7
Extra-urban	6.1-5.4	7.1-7.0
Combined	7.5-6.8	9.2-9.1
CO <sub>2</sub> emissions <sup>5</sup> in g/km combined	176-159	214-212
Emission class	Euro 5	Euro 5
Efficiency class	C	E
Tank capacity in l/incl. approx. reserve	65/8.0	65/8.0
Boot capacity in l		
With the roof closed	504	504
With the roof open	364	364
Turning circle diameter in m	11.04	11.04
Kerb weight <sup>6</sup> in kg	1685	1785
Perm. GVW in kg	2065	2165








<sup>1</sup> Figures in accordance with Directive 80/1269/EEC in the currently applicable version <sup>2</sup> Figures in square brackets apply to the AMG Performance package <sup>3</sup> AMG Driver's package. <sup>4</sup> Electronically governed <sup>5</sup> The figures shown were obtained in accordance with the prescribed measuring process (Directive [EC] 715/2007 in the currently applicable version). The figures are not based on an individual model and do not constitute part of the product offer; they are provided solely for purposes of comparison between different vehicle models <sup>6</sup> Figures in accordance with Directive 92/21/EC, version 95/48/EC (kerb weight with fuel tank 90% full, driver, 68 kg, and luggage, 7 kg) for standard-specification vehicles. Optional extras and accessories will generally increase this figure and reduce the payload capacity accordingly Further technical data can be found at [www.mercedes-benz.com](http://www.mercedes-benz.com)

	<b>AMG engines</b>	
	<b>SL 63 AMG</b>	<b>SL 65 AMG</b>
No. of cylinders/arrangement	8/V	12/V
Total displacement in cc	5461	5980
Rated output <sup>1</sup> in kW (hp) at rpm	395 (537)/5500 [415 (564)/5500] <sup>2</sup>	463 (630)/4800
Rated torque in Nm at rpm	800/2000-4500 [900/2250-3750] <sup>2</sup>	1000/2300-4300
Acceleration from 0 to 100 km/h in s	4.3 [4.2] <sup>2</sup>	4.0
Top speed, approx., in km/h	250 <sup>4</sup> [300] <sup>2, 3, 4</sup>	250 <sup>4</sup> 300 <sup>3, 4</sup>
Fuel consumption <sup>5</sup> in l/100 km		
Urban	13.9	17.0
Extra-urban	7.6	8.4
Combined	9.9	11.6
CO <sub>2</sub> emissions <sup>5</sup> in g/km combined	231	270
Emission class	Euro 5	Euro 5
Efficiency class	F	G
Tank capacity in l/incl. approx. reserve	75/14	75/14
Boot capacity in l		
With the roof closed	504	504
With the roof open	364	364
Turning circle diameter in m	11.1	11.1
Kerb weight <sup>6</sup> in kg	1845	1950
Perm. GVW in kg	2180	2210



Non-metallic paints



Metallic paints



Special paints



**Take-back of end-of-life vehicles.** We are happy to take back your SL-Class for environmentally friendly disposal in accordance with the European Union (EU) End-Of-Life Vehicle Directive. But that day lies a long way off.

A network of vehicle take-back depots and dismantlers has been established to make it as easy as possible for you to return your vehicle. You can leave it at any of these points free of charge and, by doing so, make an important contribution to completing the recycling process and conserving resources.

For further information about the recycling and disposal of end-of-life vehicles, and the take-back conditions, please visit the national Mercedes-Benz website.

**Please note:** changes may have been made to the product since this brochure went to press (05.02.2013). The manufacturer reserves the right to make changes to the design, form, colour and specification during the delivery period, provided these changes, while taking into account the interests of the vendor, can be deemed reasonable with respect to the purchaser. Where the vendor or the manufacturer uses symbols or numbers to describe an order or the subject of an order, no rights may be derived solely from these. The illustrations may show accessories and items of optional equipment which are not part of standard specification. Colours may differ slightly from those shown in the brochure, owing to the limitations of the printing process. This brochure is distributed internationally. It provides a general indication of the range of models, features, optional extras, colours and/or services available in various countries. Some of the models, features, optional extras, colours and/or services shown may not be available in your country or may only be available in a different specification. Additionally some models, features, optional extras, colours and/or services may only be available in combination with others. For current and more specific information in relation to the range of models, features, optional extras, colours and/or services available in your country, and their pricing, you should contact your nearest authorised Mercedes-Benz Passenger Car Dealer.

**[www.mercedes-benz.com](http://www.mercedes-benz.com)**