

DEWALT®

POWER TOOLS & ACCESSORIES CATALOGUE



GUARANTEED TOUGH.®

2008

GUARANTEED TOUGH.®

For over 85 years, DeWALT has earned a reputation for designing, engineering and building tough industrial machinery.

In 1922, Raymond DeWALT invented the radial arm saw that for decades continued to set the standard for quality and durability. It was the start of our longlasting reputation among professional craftsmen: tough, powerful, precise, rugged and reliable. These became the trademark of the DeWALT name. Today, these characteristics are incorporated through long experience and state-of-the-art engineering into every product of DeWALT's broad range of high performance 'portable' electric power tools and accessories. The acceptance of these DeWALT products by professional tradesmen around the world has made DeWALT the number one selling brand of professional power tools in North America today, and the fastest growing professional power tool brand in the world for the last five years.

When your tool has reached the end of it's useful life please return it to a DeWALT authorised agent and we will dispose of it in the correct manner.



CE All products shown are in compliance with the appropriate European regulations.

Dual voltage all DeWALT power tools are supplied in both 230 Volt and 115 Volt options unless otherwise stated.

DeWALT reserves the right to revise product specifications at any time without notice.

All measurements are in millimetres (mm) unless otherwise stated.

WARNING: all warranties are country/region specific. Tools purchased e.g. in the USA or via the internet, and imported into Europe, which are not CE approved, not only violate EU legislation, but will not be supported/serviced in Europe by DeWALT as a result. Only European tools are covered by a European warranty.

GUARANTEED TOUGH, ROBUSTESSE GARANTIE, DeWALT EXTREME, DeWALT, EXTREME DeWALT, DeWALT GURANTEED TOUGH, SERIES 30, SERIES 40, SERIES 60, AVC, XRP and ALLIGATOR are registered trade marks. The yellow and black colour scheme is used on DeWALT power tools and accessories as a trademark. TORX is a registered trademark of Textron Inc. GORE™ Wet/Dry Filter is a trademark of W.L. Gore & Associates, Inc.

FEATURES QUICK REFERENCE 2
PRODUCT QUICK REFERENCE 3
NEW PRODUCTS 4
DeWALT EVENTS 6
WARRANTY AND SERVICE 8

CORDLESS 10
 The 36 Volt System 13
 The 28 Volt System 17
 The 24 Volt Hammer System..... 23
 The 18 Volt System 24
 The 14.4 Volt System 38
 The 12 Volt System..... 42
 The 9.6 Volt System 47
 The 7.2 Volt System..... 48
 The 3.6 Volt System 48
 Area Light, Radio and Vacuum..... 49
 Flashlights and Bulbs 50
 Battery and Charger System..... 51
 Combopacks 52

CONSTRUCTION INSTRUMENTS 54
 Laser Level Kit 56
 Tile Laser, Self Levelling Lasers & Auto Level Package..... 57
 Laser Pointers & Plumb Bob 58
 Laser Level Attachments 59

SCREWDRIVERS 60
 Drywall Screwdrivers 61
 Versaclutch Screwdrivers 61
 Screwdrivers for Self Drilling Screws 62
 Impact Wrenches 63

DRILLS 66
 Rotary Drills 67
 Drill/ Mixers 70
 Percussion Drills 71
 Magnetic Drill Press 73

DIAMOND DRILLS 78
 Diamond Drill Attachments..... 83
 Drilling Stands for Diamond Drills 84
 Wet Tile Saw 86

HAMMERS 88
 Rotary & Combination Hammers 92
 Chipping & Demolition Hammers 97

METAL WORKING 102
 Small Angle Grinders 104
 Medium Angle Grinders 108
 Large Angle Grinders 111
 Die Grinders 115
 Polisher..... 116
 Sander 116
 Chop Saws..... 118

NAILERS 122
 Framing Nailers..... 123
 Coil Roofing Nailers 124
 Crown Staplers 124
 Finishing & Brad Nailers 125
 Palm Nailer 126
 Nails 128

WOODWORKING 130
 Routers 131
 Dovetail Jigs 134
 Router Attachments..... 135
 Trimmers and Jointers..... 140
 Planers 142
 Orbital Sanders 144
 Random Orbital Sanders 145
 Belt Sanders 146
 Detail Sander 147
 Hot-Air Gun 148
 Linishing/ Grinding Machines 150

SAWING 152
 Plunge Saw and Circular Saws..... 154
 Jigsaws 157
 Reciprocating Saws 160
 Alligator® Saws 162

MITRE SAWS 164
 Mitre Saws 167
 Combination Saws 170
 Table Top Mitre Saws 172
 Mitre Saw Attachments..... 173
 Universal Legstand 174

MACHINERY 176
 Site Saws..... 179
 Table Saws 179
 Dust Extractors 181
 Bandsaws 182
 Thicknessers 183
 Radial Arm Saws 184
 Circular Saw Blades 187

PROTECTIVE WEAR 192
SERVICE AGENT NETWORK 194

The icons under each tool indicate the product features. Check details for information.



DRILLING/CHISELLING MODES
Single mode for chiselling only.



TWO MODE
For rotary and hammer drilling.



THREE MODE
For rotary, hammer drilling and chiselling.



IMPACT MECHANISM
Uses rotary impacts to generate extremely high torque.



TWO AND THREE SPEED SELECTOR
Many DEWALT tools are available with multiple speeds to offer greater control in a variety of applications.



XRP®
The range of XRP® cordless powertools have extreme run-time and power.



CONSTANT SPEED
A constant speed is maintained under operational load.



ELECTRONIC VARIABLE SPEED CONTROL
The speed can be adjusted from low to high giving greater control in each application.



SOFT START
Electronic soft start to limit start-up current and reduce kick reaction which could misalign the accessory.



ANTI-VIBRATION FEATURES
All DEWALT tools are designed for user comfort and safety. In particular certain angle grinders have anti-vibration handles and the D25901K and D25941K demolition hammers are fitted with Active Vibration Control to minimise vibration levels.



Anti-Vibration Floating Handle: no matter where it is pressed, the whole handle is completely dampened from top to bottom reducing the vibration to the user.



COMPLETE TORQUE CONTROL
The Complete Torque Control offers a patented two step clutch system. On the pre-set lowest torque the user can complete 80% of his applications in a safer way. The highest torque setting is perfect for core drilling and big diameter applications with solid bits.



3-POSITION KEYLESS SHOE
To maximise blade life



4-POSITION KEYLESS BLADE CLAMP
Allows quick blade change, flush cutting and versatility



PLUNGE ACTION
Parallel plunge action for accuracy and cut finish



GUIDE RAIL COMPATIBLE
Tool can be used with DEWALT guide rail system



CLUTCH
Clutch protects the operator against kick back and the tool against overload should the accessory jam.



TOOL FREE ADJUSTMENT
The accessory in use, guard or shoe of the tool can be changed or adjusted without the need of a screwdriver, key or spanner.



SPINDLE LOCK
Spindle is locked by pushing a button allowing quick and easy change of accessories.



FORWARD AND REVERSE
Forward and reverse action for screw driving applications.



PENDULUM BLADE ACTION
Adjustable pendulum blade action provides improved cutting performance in comparison to a conventional blade action.



DUST EXTRACTION
Dust Extraction into either a dust bag on the tool or through an attachment to a dust extraction unit.



EASILY ACCESSIBLE BRUSHES
Brushes accessible for easy servicing reducing down time.



ELECTRONIC BRUSH WEAR INDICATOR
Service light in the tool handle indicates when the brushes require changing.



DUST EJECTION SYSTEM
Rejects the majority of dust sucked into a grinder leaving clean air only to pass over the motor, resulting in increased durability



HOOK & LOOP
Hook & Loop bases allow easy attachment of sand paper



PALM GRIP
Tool designed for single-handed operation



SUSPENDED HANDLES
Suspended handles dramatically reduce vibration, increasing productivity and end user comfort.



BATTERIES
Cordless tools (with the exception of bare units) come with either one or two batteries as standard equipment. The battery chemistry can be Nickel Cadmium (NiCd), Nickel Metal Hydride (NiMH) or Lithium-Ion (Li-Ion). Please refer to individual tool specifications for clarification of which battery or batteries come with your selected tool.



CARRYING CASE
Supplied with heavy duty carrying case.



CORDED/CORDLESS
Tool can be powered by mains electricity source, or by DEWALT batteries.

Cat. No.	Page	Cat. No.	Page	Cat. No.	Page	Cat. No.	Page	Cat. No.	Page
D21008	67	D27300	183	DC305KL/ DC305KN	15	DC940KB	43	DW716/ DW716E	169
D21160	69	D27400/ D27400T	179	DC308KL/ DC308KN	16	DC945KB	43	DW718/ DW718V	169
D21441	69	D27900	181	DC310KL/ DC310KN	21	DCX5401	52	DW720K	184
D21510	70	D27901	181	DC315KL/ DC315KN	20	DCX5402	52	DW721K	185
D21520	70	D27902	181	DC318KL/ DC318KN	20	DCX6401	52	DW722K	185
D21580K	82	D28065	108	DC330KB/ DC330N	33	DCX6402	52	DW725K	184
D21582K	82	D28111	104	DC351KL/ DC351KN	21	DW059K2/ DW059K2H	31	DW726K	185
D21583K	82	D28113/ D28113K	104	DC352KB/ DC352KN	34	DW060K	57	DW728K	186
D21585	83	D28116	104	DC385KB/ DC385N	32	DW077PK/ DW077PKH	56	DW729K	186
D215821	84	D28117	105	DC390KB/ DC390N	33	DW082K	58	DW733	183
D215831	84	D28130	105	DC410KA/ DC410KA (N)	34	DW084K	58	DW738	182
D215851	84	D28132C	106	DC413KL/ DC413KN	21	DW087K	57	DW739	182
D21620K	73	D28133	106	DC415KL/ DC415KN	16	DW096PK	57	DW743N	170
D21710/ D21710K	71	D28134	106	DC4PAKB	53	DW099P	58	DW744XP	179
D21711K	71	D28135/ D28135K	107	DC500	49	DW152	70	DW745	179
D21716/ D21716K	71	D28136	107	DC509	50	DW217	67	DW746K/ DW746KT	180
D21717K	71	D28137	107	DC515N	37	DW221	67	DW753	150
D21720/ D21720K	71	D28139	105	DC519	50	DW236i	68	DW754	150
D21721K	71	D28141	108	DC520N	36	DW246	68	DW755	150
D21805/ D21805K(S)	72	D28400	112	DC527N	50	DW248	69	DW771	167
D21810KS	72	D28401	111	DC528N	50	DW263K	62	DW777	167
D21815K/ D21815KS	72	D28410	110	DC540K/ DC540	46	DW264K	62	DW831	108
D23550/ D23551	154	D28411	112	DC542K/ DC542	46	DW268K	61	DW840	109
D23620/ D23620K	155	D28413	110	DC547K/ DC547	34	DW269K	62	DW849	116
D23650/ D23650K	154	D28414	112	DC5PAKB	53	DW274K/ DW274KN	61	DW872	118
D23651/ D23651K	154	D28415	114	DC600KA	48	DW275K/ DW275KN	61	DW876	182
D23700	155	D28421	113	DC602KB	46	DW292	63	DW882	115
D24000	86	D28422	110	DC608KB	36	DW294	63	DW902	50
D25112/ D25112K	92	D28423	113	DC616KB	35	DW304PK	160	DW904	50
D25112C	92	D28432C	113	DC618KB/ DC618KN	35	DW310K	160	DW906	50
D25113K/ D25113C	92	D28490	111	DC628KB	35	DW311K	160	DW908	50
D25114K	92	D28491	109	DC720KA	30	DW331K	157	DW915	50
D25213K	93	D28492/ D28492K	111	DC721KA/ DC721KB	30	DW333K	158	DW918	50
D25300DH	100	D28493	109	DC722KL/ DC722N	27	DW340K	148	DW919	50
D25313K	93	D28700	118	DC725KA/ DC725KB	29	DW341K	158	DW920K/ DW920KH	48
D25314K	93	D28715	118	DC727KL/ DC727N	27	DW343K	158	DW934K2/ DW934K2H	33
D25315K	94	D28750	114	DC730KA	40	DW390	162	DW936	37
D25330K	97	D28885	115	DC731KA/ DC731KB	39	DW391	162	DW941K	41
D25404K	94	D28886	115	DC735KA/ DC735KB	39	DW392	162	DW955K	47
D25500K	95	D51180	126	DC740KA/ DC740KB	44	DW393	162	DW960	36
D25600K	95	D51238K	125	DC742KA	44	DW394	162	DW965K	45
D25700K	95	D51256K	125	DC743KA/ DC743KB	44	DW432	146	DW966K	41
D25701K	96	D51275K	125	DC745KA/ DC745KB	43	DW433	146	DW979K2	47
D25730K	96	D51321	124	DC750KA	47	DW443	145	DW5520K	154
D25830K	97	D51430	124	DC800KL/ DC800KN	15	DW518K	73		
D25840K	97	D51431	124	DC810KL/ DC810KN	19	DW609	140		
D25899K	98	D51823	123	DC820KB	32	DW614	131		
D25901K	98	D51845	123	DC822KL/ DC822N	28	DW615	131		
D25941K	98	D51856	123	DC825KB	32	DW621/ DW621K	131		
D25980/ D25980K	99	D55155	126	DC827KL/ DC827N	28	DW624	132		
D26410	145	DC010	49	DC830KB	40	DW625E/ DW625EK	132		
D26420	144	DC011	49	DC835KB	40	DW626	133		
D26421	144	DC021	49	DC840KB	45	DW627	133		
D26422	144	DC022	49	DC845KB	45	DW629	132		
D26423	144	DC212KA/ DC212KB(N)	31	DC901KL/ DC901KN	14	DW630	116		
D26430	147	DC213KB	31	DC910KL/ DC910KN	19	DW650/ DW650E	147		
D26441	144	DC213KL	27	DC920KB	30	DW670	140		
D26453	145	DC222KA/ DC222KB	23	DC925CB	53	DW677	142		
D26480	146	DC223KA/ DC223KB	23	DC925JB	53	DW680/ DW680K	142		
D26500/ D26500K	143	DC224KA/ DC224KB	23	DC925KB	29	DW682K	140		
D26501K	143	DC228KL	19	DC925SB	53	DW685K	141		
D27107	171	DC229KL	20	DC927KL	26	DW711	172		
D27111	172	DC234KL	15	DC935KB	39	DW712	168		
D27112	172	DC300KL/ DC300KN	16	DC935SB	53	DW713	168		

NEW PRODUCTS

NEW FOR 2008 ...



DC901KL / DC901KN
Heavy Duty 36 Volt
Hammerdrill/ Driver
see p. 14



DC910KL / DC910KN
Heavy Duty 28 Volt
Hammerdrill/ Driver
see p. 19



DC810KL / DC810KN
Heavy Duty 28 Volt
Impact Wrench
see p. 19



DC228KL / DC229KL
Heavy Duty 28 Volt
SDS Hammer
see p. 19 and 20



DC315KL / DC315KN
Heavy Duty 28 Volt
Reciprocating Saw
see p. 20



DC318KL / DC318KN
Heavy Duty 28 Volt
Jigsaw
see p. 20



DC310KL / DC310KN
Heavy Duty 28 Volt
Circular Saw
see p. 21



DC351KL / DC351KN
Heavy Duty 28 Volt
Plunge Saw
see p. 21



DC413KL / DC413KN
Heavy Duty 28 Volt
Finishing Grinder
see p. 21



DC519
Heavy Duty 28 Volt
Flashlight
see p. 50



DC927KL
Heavy Duty 18 Volt XRP
Hammerdrill/ Driver
see p. 26



DC727KL / DC727N
18 Volt 13 mm Compact
Cordless Hammerdrill /
Driver
see p. 27



DC822KL / DC822N
18 Volt Impact Wrench
see p. 28



DC827KL / DC827N
18 Volt Impact Driver
see p. 28



DC213KL
Heavy Duty 18 Volt
Dedicated Cordless Hammer
see p. 27





DC352KB/DC352KN
Heavy Duty 18 Volt Plunge Saw
see p. 34



D25899K
10 kg Demolition Hammer
see p. 98



D25901K
10 kg Demolition Hammer - Low Vibration
see p. 98



D25941K
12 kg Demolition Hammer
see p. 98



DWS520K
Heavy Duty Plunge Saw
see p. 154



DW777
216 mm Crosscut Mitre Saw
see p. 167



DW771
Electronic 216 mm Crosscut Mitre Saw
see p. 167



DW713
50 mm Compound Mitre Saw
see p. 168



D27107
305 mm Combination Saw
see p. 171

Visit your local dealer or see

www.DEWALT.co.uk

for more information ▲

094999



094999

DeWALT HAS TEAMED UP WITH AT&T WILLIAMS F1 AS AN OFFICIAL SUPPLIER

After being used and proven on building sites throughout the world, DeWALT Power Tools and Accessories have now been adopted by the AT&T Williams F1 racing team.

AT&T Williams F1 Team Principal, Frank Williams, confirmed "DeWALT's commitment to delivering innovative, high performance and durable solutions makes them a perfect match for Formula One.

At AT&T Williams F1, we build 90% of the car in-house so we depend on reliable precision machinery to accurately manufacture parts and components within tight time constraints. Our partnership is therefore mutually beneficial and, I hope, a rewarding one".

To celebrate this partnership The 2008 DeWALT European road show incorporates the AT&T Williams F1 simulator challenge so that DeWALT Power Tool users can test their skills behind the wheel of an F1 car. At many local events, users will also have the chance to test their skills on the DeWALT & AT&T Williams F1 wheel change challenge.



DEWALT Events

DeWALT holds thousands of events across Europe every year. These are a unique opportunity to allow professional tool users to trial DeWALT power tools, take part in competitions and win prizes!



PITSTOP CHALLENGE

At events across Europe end-users are being given the opportunity to take the Pitstop Challenge. Contestants compete against the clock to win DeWALT prizes.



AT&T WILLIAMS F1 SIMULATOR & AT&T WILLIAMS F1 SHOW CAR

The AT&T Williams F1 simulator and the AT&T Williams F1 show car will be touring around DeWALT events, giving end users a chance to test drive the latest AT&T Williams F1 car!



For more Information on events near you visit

www.DEWALT.co.uk

DEWALT**30****DAY NO RISK SATISFACTION GUARANTEE****1****YEAR FREE SERVICE CONTRACT****1****YEAR WARRANTY****GUARANTEED TOUGH.****DEWALT OFFERS AN OUTSTANDING GUARANTEE FOR PROFESSIONAL USERS OF THEIR PRODUCTS.****30****DAY NO RISK SATISFACTION GUARANTEE**

If you are not completely satisfied with the performance of your DeWALT product, simply return it within 30 days, complete as purchased, to the point of purchase, for a full refund or exchange. Proof of purchase must be produced. Excludes accessories or spare parts unless failed under warranty.

**1****YEAR FREE SERVICE CONTRACT**

If you need maintenance or service for your DeWALT product in the 12 months following purchase, it will be undertaken free of charge at an authorised DeWALT repair agent. Proof of purchase must be produced. Includes labour. Excludes accessories and spare parts unless failed under warranty.

**1****YEAR FULL WARRANTY**

If your DeWALT product becomes defective due to faulty materials or workmanship within 12 months from the date of purchase, DeWALT guarantees to replace all defective parts free of charge or - at our discretion - replace the unit free of charge provided that:



This guarantee statement is in addition to and in no way prejudices your contractual rights as a professional user or your statutory rights as a private non-professional user. The guarantee is valid within the territories of the Member States of the European Union and the European Free Trade Area. A list of authorised DeWALT repair agents and full details of our after-sales service and contacts are available on the Internet at:

- The product has not been misused;
- The product has been subject to fair wear and tear;
- Repairs have not been attempted by unauthorised persons;
- Proof of purchase is produced.

www.DeWALT.co.uk

In order to make a claim, you will need to submit proof of purchase to the vendor or an authorised repair agent.



OUR PROMISE OF 5- STAR SERVICE QUALITY, CONVENIENCE AND SPEED

DEWALT 5-STAR SERVICE STARTS WITH CONVENIENCE

At the heart of DeWALT's 5 star service promise are its 5 star service agents which are conveniently located throughout out the country, with specialists always available to answer any questions whether you are on or off the jobsite.

SPEED OF REPAIR

Having your tools back in action in the fastest time possible is our prime objective. Subject to parts availability, most repairs should not take more than 48 hours in the workshop and for those smaller urgent repairs we provide a "while-u-wait" service.

HIGHEST QUALITY

Is assured with DeWALT factory trained technicians carrying out all repairs with all work being backed by our 90 day warranty. Each DeWALT repair comes with our personal "satisfaction tag" listing all the work done and a DeWALT contact telephone number should you be less than 100% happy with the repair.

WARRANTY REPAIRS

All 5 star service agents carry out warranty repairs. If the tool is covered by its original DeWALT 1 year Warranty, all repairs are free, including parts and labour. Proof of purchase must be produced.

DEWALT GENUINE FACTORY PARTS

All parts used in repairs are original, ensuring both the highest quality and a perfect fit every time.

ALL BACKED UP BY THE DEWALT ON-LINE SERVICE

Instantly accessed via the internet providing information on our wide range of products and services, including dealer and service locations, spare parts and technical support.




TO LOCATE YOUR NEAREST 5 STAR AGENT PLEASE GO TO PAGE 194 OF THIS CATALOGUE OR VISIT:

www.DEWALT.co.uk

Not all DeWALT service agents are 5 star rated. Those that are not may not be able to provide all services available above but will display in-store a detailed list of their selected services.

BATTERY BASICS



VOLTAGE

Energy - Think of it as the size of your car's engine.



AMP HOURS

Energy Storage - Think of it as the size of your car's petrol tank.



CYCLE LIFE

Number of charges the battery will do - Think of it as the mileage counter in your car.



SIZE & WEIGHT

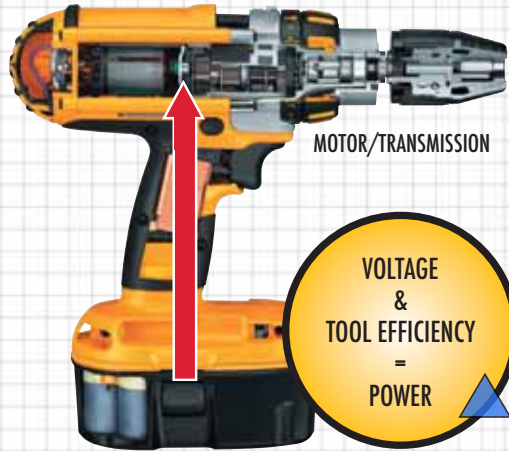
Nano Technology batteries are the same size but lighter than their equivalent batteries in NiMH and NiCd.




COST

Depending on the chemistry and the higher the voltage and amp hours, the higher the costs.

THE TOOL MATTERS



BATTERY



BATTERY

DEWALT CORDLESS: GETS WORK DONE ...

12 VOLT 14 VOLT 18 VOLT

18 VOLT

12 VOLT 14 VOLT 18 VOLT XRP

18 VOLT XRP



COMPACT



SMALLER



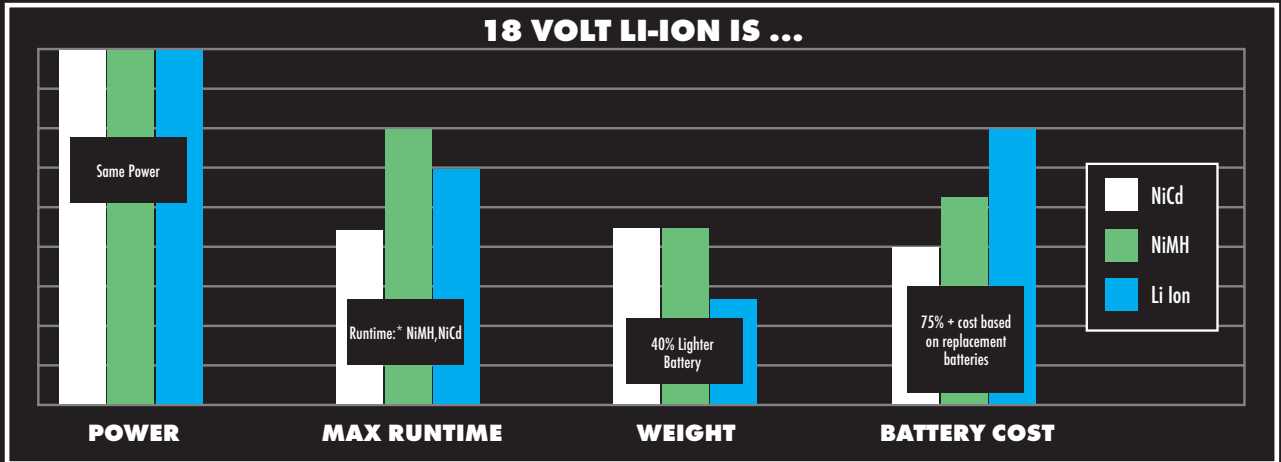
FASTER



LIGHTER

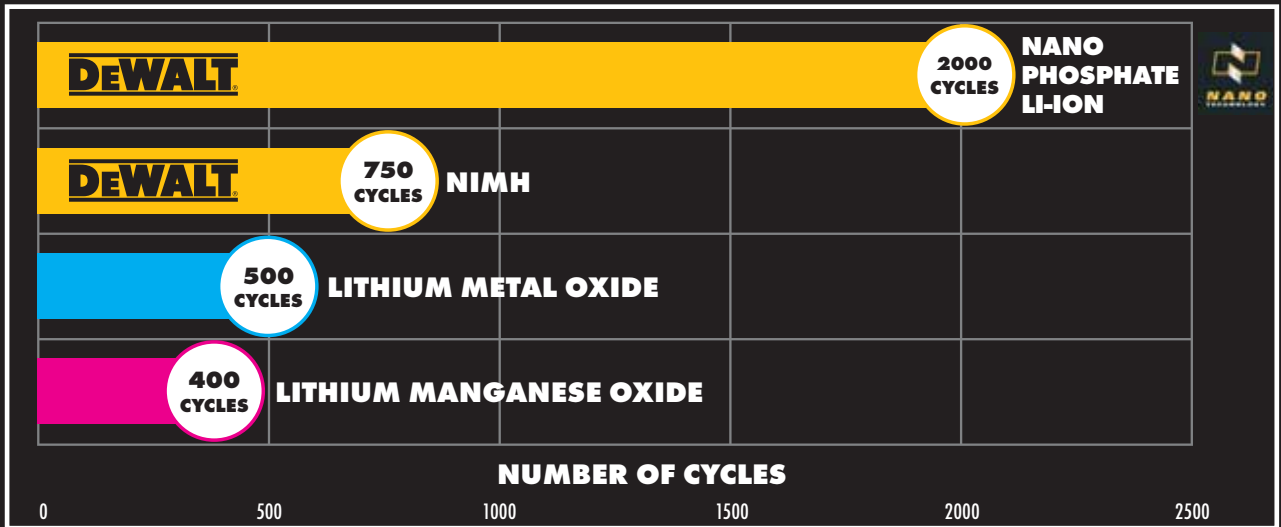


BATTERY CHEMISTRY FACTS: 18V LI-ION VS. NIMH VS. NICD



* As per chemistry capabilities

WITH MORE THAN 90 MILLION BATTERIES SOLD GLOBALLY, DEWALT UNDERSTANDS JOBSITE RELIABILITY



Average Results Based on November 2005 Internal Testing

www.DEWALT.eu/battery

28 VOLT

36 VOLT



STRONGER



WITHOUT A CORD

GET WITH THE SYSTEM

CORDLESS



36 Volt

28 Volt

24 Volt

18 Volt

14.4 Volt

12 Volt

9.6 Volt

7.2 Volt

3.6 Volt



DC901KL/DC901KN
Heavy Duty 36 Volt Hammerdrill/Driver



DC800KL/DC800KN
Heavy Duty 36 Volt Impact Wrench



DC234KL
Heavy Duty 36 Volt SDS-Plus Rotary Hammer



DC305KL / DC305KN
Heavy Duty 36 Volt Reciprocating Saw



DC415KL / DC415KN
Heavy Duty 36 Volt Finishing Grinder



DC308KL/DC308KN
Heavy Duty 36 Volt Jigsaw



DC300KL / DC300KN
Heavy Duty 36 Volt Circular Saw



DC509
Heavy Duty 36 Volt Flashlight - Bare Unit

THE POWER OF CORDED WITHOUT THE CORD™





36 VOLT

NANO TECHNOLOGY

DC901KL/ DC901KN*

36 Volt 13 mm Heavy Duty Hammerdrill / Driver



- Powerful 36 Volt combination tool for heavy duty hammerdrilling and screwdriving applications
- Three speed settings for optimum performance in high torque, normal use and high speed applications
- 22 position adjustable torque control for uniform results and optimised precision when screwdriving
- 13 mm all metal self-tightening keyless chuck tightens throughout operation providing superior bit gripping strength
- Ergonomically designed trigger and anti-slip comfort grip provides increased comfort and control
- Electronic brake for added control
- High performance fan cooled motor for maximum power and durability
- All metal gearing for efficient power transmission and longer tool life
- Enhanced durability and reliability to withstand the job-site environment and the most demanding applications
- Exclusive Nano Phosphate Li-Ion battery pack provides 2000 Charge Cycles, more than double that of NiCd/ NiMH packs
- Battery pack produces 36 Volt power at equivalent weight to 18 Volt NiCd/NiMH pack weight

THE POWER OF CORDED WITHOUT THE CORD™

The 36 Volt cordless battery platform was developed to provide professional contractors with the performance needed to complete high-powered applications which previously were only possible with corded tools.

The unique Nano-Phosphate Lithium-Ion technology, which is exclusive to DEWALT, has been developed to offer a high level of power, run-time and durability compared to conventional Lithium technology. This battery technology offers over 2000 charge cycles, which is significantly better than previous battery technology.

With this breakthrough innovation, the new DEWALT 36 Volt tools will live up to DEWALT's commitment to providing Guaranteed Tough® products for the professional end user.



Standard Equipment: 1 hour charger, 2 batteries, Multi position side handle, Heavy duty carrying case

*Available as a bare unit, without batteries and charger as N-Version

DC901KL/ DC901KN*

Battery Capacity	Li-Ion 2.2 Ah
Chuck Capacity	1.5-13 mm
Power Output	750 Watts
No Load Speed	0-400 / 0-1200 / 0-1600 rpm
Beats per Minute	0-6800 / 0-20400 / 0-27200 bpm
Max Torque	42 Nm
Max. Drilling Capacity [Wood]	65 mm
Max. Drilling Capacity [Metal]	13 mm
Max. Drilling Capacity [Masonry]	16 mm
Weight	3 kg
Length x Height	267 x 260 mm

DC800KL/ DC800KN*

36 Volt Heavy Duty High Torque Impact Wrench



- Powerful fan cooled motor delivers up to 440 Nm of sustained torque and up to 2500 impacts per minute for heavy duty fastening applications
- All metal gearing for efficient power transmission and long tool life
- Aluminium front housing for better weight and balance
- Modular component design for easy access and fast service
- Rocker switch for fast and easy forward and reverse selection
- 1/2" (13 mm) square drive allows for quick and easy bit changes
- Rubber coated grip to reduce surface vibration and user fatigue
- Exclusive Nano Phosphate Li-Ion battery pack provides 2000 charge cycles, more than double that of NiCd/ NiMH packs
- Battery pack produces 36 Volt power at equivalent weight to 18 Volt NiCd/ NiMH pack weight



Standard Equipment: 1 hour charger, 2 batteries, Heavy duty carrying case

* Available as a bare unit, without batteries and charger as N-Version

DC800KL/ DC800KN*

Battery Capacity	Li-Ion 2.2 Ah
Bit Holder	1/2"
Power Output	800 Watts
No Load Speed	1400 rpm
Impacts per Minute	2500 ipm
Max. Torque	440 Nm
Max. Bolt Diameter	M20
Weight	3.4 kg
Length x Height	273 x 275 mm

DC234KL

36 Volt Heavy Duty 3 Mode Quick Change Chuck Dedicated Cordless Hammer



- Ideal for drilling anchors and fixing holes into concrete, brick and masonry from 4 mm to 26 mm
- New 36 Volt Li-Ion technology delivers significantly improved user flexibility through 70% more runtime compared with 24 Volt, over double battery life and 80% full charge within 30 minutes charging
- Large 19 mm optimised hammer mechanism delivers corded drilling performance
- Efficient and compact gearbox for longer runtime and lighter weight
- Extremely compact design and rear mounted battery for excellent balance and optimum comfort
- Internal mechanism connected to external housings via spring dampeners meaning significantly lower vibration, reduced user fatigue allowing longer operating periods
- Impact-stop mode for rotary drilling only in wood, ceramic, steel
- Rotation stop for light chiselling applications in plaster, tiles and render
- Electronic motor brake for additional control
- Quick Release SDS-Plus Toolholder and 3 jaw chuck supplied for easy switching between hammer/rotary hammer and rotary only applications
- Spring loaded battery latch system and guide rail for quick change and secure battery fitment
- Modular component design for trouble free servicing



Standard Equipment: 1 hour charger, 2 batteries, Multi-position side handle, 13 mm diameter 3 jaw keyless quick change chuck, Grease, Heavy duty carrying case

DC234KL

Battery Capacity	Li-Ion 2.2 Ah
Power Output	450 Watts
No Load Speed	1150 rpm
Impact Energy	2.5 J
Blows per Minute	0-4300 bpm
Tool Holder	SDS-Plus
Max. Drilling Capacity [Wood]	30 mm
Max. Drilling Capacity [Metal]	13 mm
Max. Drilling Capacity [Concrete]	26 mm
Weight	3.8 kg
Length x Height	320 x 230 mm

DC305KL/ DC305KN*

36 Volt Heavy Duty Cordless Reciprocating Saw



- Powerful DEWALT fan cooled motor with replaceable brushes and variable speed delivers fast cutting action up to 3000 strokes per minute and 29 mm stroke length
- High performance reciprocating mechanism and lightweight magnesium gearcase offer the user optimised power to weight ratio
- Variable speed trigger, lock-off switch and electronic motor brake for quick controlled cuts and enhanced work safety
- 4-position keyless blade clamp allows quick blade change, flush cutting, and versatility
- Modular component design for trouble free servicing
- Rubber coated grip to reduce surface vibration and user fatigue
- 3-position adjustable shoe for adjusting depth of cut and extends blade life
- Exclusive Nano Phosphate Li-Ion battery pack provides 2000 charge cycles, more than double that of NiCd/ NiMH packs
- Battery pack produces 36 Volt power at equivalent weight to 18 Volt NiCd/ NiMH pack weight



Standard Equipment: 1 hour charger, 2 batteries, Wood cutting blade, Heavy duty carrying case

* Available as a bare unit, without batteries and charger as N-Version

DC305KL/ DC305KN*

Battery Capacity	Li-Ion 2.2 Ah
Power Output	710 Watts
No Load Stroke Rate	0-3000 spm
Stroke Length	29 mm
Weight	3.81 kg
Length x Height	440 x 200 mm

DC308KL/ DC308KN*

36 Volt Heavy Duty Cordless Jigsaw



- Powerful DEWALT fan cooled motor with replaceable brushes and variable speed delivers fast cutting action up to 2,700 strokes per minute
- Quick and easy patented keyless blade change system accepts T-shank blades
- Tool free adjustable shoe with anti-scratch cover bevels 45 degrees in both directions
- 3-position pendulum action controls the smoothness of cuts
- Patented anti-vibration counter-balance mechanism and rubber grip provide smooth operation
- Dust blower keeps line of cut clear of chips
- Lock-off switch for added user safety
- Modular component design for trouble free servicing
- Rubber coated grip to reduce surface vibration and user fatigue
- Exclusive Nano Phosphate Li-Ion battery pack provides 2000 charge cycles, more than double that of NiCd/ NiMH packs
- Battery pack produces 36 Volt power at equivalent weight to 18 Volt NiCd/NiMH pack weight



Standard Equipment: 1 hour charger, 2 batteries, Anti-splinter shoe insert, Anti-scratch shoe cover, Dust extraction adapter, 4 blades, Heavy duty carrying case

*Available as a bare unit, without batteries and charger as N-Version

DC308KL/ DC308KN*

Battery Capacity	Li-Ion 2.2 Ah
Power Output	550 Watts
No Load Stroke Rate	0-2700 spm
Stroke Length	26 mm
Bevel Capacity	45°
Max. Depth of Cut [Wood]	130 mm
Max. Depth of Cut [Metal]	10 mm
Weight	3.4 kg
Length x Height	300 x 215 mm

DC300KL/ DC300KN*

36 Volt Heavy Duty Cordless Circular Saw



- Powerful DEWALT fan cooled motor with replaceable brushes delivers up to 4000 rotations per minute for fast cutting action
- 184 mm, 24 tooth carbide tipped blade allows for efficient run-time and fast, smooth cut finish at maximum 62 mm depth of cut
- Extremely durable design offering a cast magnesium shoe and full metal guarding to withstand rough job site conditions
- 0-50° bevel capacity with lever-action detents at 22.5° and 45° allows for aggressive bevel cuts while allowing users to locate common angles quickly
- Keyless bevel angle and depth of cut adjustment with easy to read scale for maximum cordless versatility
- Handle set at 15 degrees with diamond patterned grip area for better control and additional comfort
- Spindle lock for quick and easy blade change
- Lock off switch and electronic motor brake for additional control and work safety
- All-metal keyless blade change system for quick and easy blade changes
- Exclusive Nano Phosphate Li-Ion battery pack provides 2000 charge cycles, more than double that of NiCd/ NiMH packs
- Battery pack produces 36 Volt power at equivalent weight to 18 Volt NiCd/NiMH pack weight



Standard Equipment: 1 hour charger, 2 batteries, 184 mm 24 tooth carbide blade, Rip fence, Heavy duty carrying case

*Available as a bare unit, without batteries and charger as N-Version

DC300KL/ DC300KN*

Battery Capacity	Li-Ion 2.2 Ah
Blade Diameter	184 mm
Power Output	940 Watts
No Load Speed	4000 rpm
Bevel Capacity	50°
Max. Depth of Cut at 90°	62 mm
Max. Depth of Cut at 45°	41 mm
Weight	4.49 kg
Length x Height	406 x 255 mm

DC415KL/ DC415KN*

36 Volt Heavy Duty Cordless Finishing Grinder



- Powerful DEWALT fan cooled motor delivers maximum power and durability
- 6,500 rpm provides high power for cutting and grinding applications
- Keyless guard for enhanced application versatility
- Convenient trigger switch with lock-off button for easier gripping
- 2 Position anti vibration side handle offers greater comfort and control
- Spindle lock allows users to change their wheels quick and easy
- Metal gear case dissipates heat for longer bearing, gear and motor life.
- Exclusive Nano Phosphate Li-Ion battery pack provides 2000 charge cycles, more than double that of NiCd/ NiMH packs
- Battery pack produces 36 Volt power at equivalent weight to 18 Volt NiCd/NiMH pack weight



Standard Equipment: 1 hour charger, 2 batteries, Keyless protective guard, 2 position anti vibration side handle, Wrench, Heavy duty carrying case

*Available as a bare unit, without batteries and charger as N-Version

DC415KL/ DC415KN*

Battery Capacity	Li-Ion 2.2 Ah
Max. Disc Diameter	125 mm
Power Output	815 Watts
No Load Speed	6500 rpm
Spindle Thread	M14
Weight	3.5 kg
Length x Height	340 x 150 mm



DC910KL/DC910KN
Heavy Duty 28 Volt Hammerdrill/
Driver



DC810KL/DC810KN
Heavy Duty 28 Volt Impact
Wrench



DC228KL
Heavy Duty 28 Volt 3 Mode Dedicated
Cordless Hammer



DC229KL*
Heavy Duty 28 Volt 3 Mode Quick Change
Chuck Dedicated Cordless Hammer

*DC229KL not available in the UK



DC318KL/DC318KN
Heavy Duty 28 Volt Jigsaw



DC310KL/DC310KN
Heavy Duty 28 Volt Circular Saw



DC413KL/DC413KN
Heavy Duty 28 Volt Finishing Grinder



DC315KL/DC315KN
Heavy Duty 28 Volt Reciprocating Saw



DC351KL/DC351KN
Heavy Duty 28 Volt Plunge Saw



DC519
Heavy Duty 28 Volt Flashlight - Bare Unit

WORKS HARDER. LASTS LONGER.





**28
VOLT**

**NANO
TECHNOLOGY**



At the same battery weight as our 14.4 Volt NiMH equivalent, the new 28 Volt platform from DeWALT offers all the advantages of our 18 Volt platform, but with increased performance and runtime.

The heavy duty 28 Volt system is powered by the unique Nano-Phosphate Lithium-Ion technology which is exclusive to DeWALT. This chemistry has been developed to offer a high level of power, run-time and durability compared to conventional Lithium technology, offering over 2000 charge cycles. This is significantly better than any other comparable battery technology.

With this new innovative system, DeWALT takes cordless performance to the next level.

WORKS HARDER. LASTS LONGER.



**28
VOLT**

**NANO
TECHNOLOGY**

DC910KL / DC910KN*

28 Volt 13 mm Heavy Duty Hammerdrill / Driver



- Powerful 28 Volt combination tool for heavy duty hammerdrilling and screwdriving applications
- Three speed settings for optimum performance in high torque, normal use and high speed applications
- 22 position adjustable torque control for uniform results and optimised precision when screwdriving
- 13 mm all metal self-tightening keyless chuck tightens throughout operation providing superior bit gripping strength
- Ergonomically designed trigger and anti-slip comfort grip provides increased comfort and control
- Electronic brake for added control
- High performance fan cooled motor for maximum power and durability
- All metal gearing for efficient power transmission and longer tool life
- Enhanced durability and reliability to withstand the job-site environment and the most demanding applications
- Exclusive Nano Phosphate Li-Ion battery pack provides 2000 charge cycles, more than double that of NiCd/ NiMH packs
- Battery pack produces 28 Volt power at equivalent weight to 14.4 Volt NiCd/NiMH pack weight



Standard Equipment: 1 hour charger, 2 batteries, Multi position side handle, Heavy duty carrying case

*Available as a bare unit, without batteries and charger as N-Version

DC910KL / DC910KN*

Battery Capacity	Li-Ion 2.2 Ah
Chuck Capacity	1.5-13 mm
Power Output	650 Watts
No Load Speed	0-400 / 0-1200 / 0-1600 rpm
Beats per Minute	0-6800 / 0-20400 / 0-27200 bpm
Max Torque	42 Nm
Max. Drilling Capacity [Wood]	65 mm
Max. Drilling Capacity [Metal]	13 mm
Max. Drilling Capacity [Masonry]	16 mm
Weight	2.8 kg
Length x Height	267 x 260 mm

DC810KL / DC810KN*

28 Volt Heavy Duty Cordless Impact Wrench



- Powerful fan cooled motor delivers up to 215 Nm of max torque and up to 3000 impacts per minute for heavy duty fastening applications
- All metal gearing for efficient power transmission and long tool life
- Aluminium front housing for better heat dispersion and longer motor life
- Improved variable speed switch and electronic motor brake for complete control for both setting and removing fasteners
- 1/2" (13 mm) square drive allows for quick and easy bit changes
- Rubber coated grip to reduce surface vibration and user fatigue
- Exclusive Nano Phosphate Li-Ion battery pack provides 2000 charge cycles, more than double that of NiCd/ NiMH packs
- Battery pack produces 28 Volt power at equivalent weight to 14.4 Volt NiCd/NiMH pack weight



Standard Equipment: 1 hour charger, 2 batteries, Heavy duty carrying case

*Available as a bare unit, without batteries and charger as N-Version

DC810KL / DC810KN*

Battery Capacity	Li-Ion 2.2 Ah
Bit Holder	1/2"
Power Output	350 Watts
No Load Speed	0-2400 rpm
Impacts per Minute	0-3000 ipm
Max. Torque	215 Nm
Max. Bolt Diameter	M16
Weight	2.3 kg
Length x Height	194 x 245 mm

DC228KL

28 Volt Heavy Duty 3 Mode Dedicated Cordless Hammer



- Ideal for drilling anchors and fixing holes into concrete, brick and masonry from 4 mm to 26 mm
- New 28 Volt Li-Ion technology delivers significantly improved user flexibility through 40% more runtime compared with 24 Volt, over double battery life and 80% full charge within 30 minutes charging
- Large 19 mm optimised hammer mechanism delivers corded drilling performance
- Efficient and compact gearbox for longer runtime and lighter weight
- Spring loaded battery latch system and guiderail for quick change and and secure battery fitment
- Internal mechanism connected to external housings via spring dampeners meaning significantly lower vibration, reduced user fatigue allowing longer operating periods
- Extremely compact design and rear mounted battery for excellent balance and optimum comfort
- Electronic motor brake for additional control
- Rotation stop for light chiselling applications in plaster, tiles and render
- Impact-stop mode for rotary drilling only in wood, ceramic, steel
- Modular component design for trouble free servicing
- Rubber coated grip to reduce surface vibration and user fatigue



Standard Equipment: 1 hour charger, 2 batteries, Multi-position side handle, Grease, Heavy duty carrying case

DC228KL

Battery Capacity	Li-Ion 2.2 Ah
Power Output	450 Watts
No Load Speed	1150 rpm
Impact Energy	2.5 J
Blows per Minute	4300 bpm
Tool Holder	SDS Plus
Max. Drilling Capacity [Wood]	30 mm
Max. Drilling Capacity [Metal]	13 mm
Max. Drilling Capacity [Concrete]	26 mm
Weight	3.4 kg
Length x Height	275 x 240 mm

DC229KL*

28 Volt Heavy Duty 3 Mode Quick Change Chuck Dedicated Cordless Hammer



- Ideal for drilling anchors and fixing holes into concrete, brick and masonry from 4 mm to 26 mm
- New 28 Volt Li-Ion technology delivers significantly improved user flexibility through 40% more runtime compared with 24 Volt, over double battery life and 80% full charge within 30 minutes charging
- Large 19 mm optimised hammer mechanism delivers corded drilling performance
- Extremely compact design and rear mounted battery for excellent balance and optimum comfort
- Internal mechanism connected to external housings via spring dampeners meaning significantly lower vibration, reduced user fatigue allowing longer operating periods
- Quick release interchangeable toolholder allows for fast changeover from SDS plus toolholder to a standard 13 mm 3 jaw chuck for rotary drilling and screwdriving
- Efficient and compact gearbox for longer runtime and lighter weight
- Spring loaded battery latch system and guide rail for quick change and secure battery fitment
- Rotation stop for light chiselling applications in plaster, tiles and render
- Impact-stop mode for rotary drilling only in wood, ceramic, steel
- Modular component design for trouble free servicing
- Electronic motor brake for additional control



Standard Equipment: 1 hour charger, 2 batteries, Multi-position side handle, Heavy duty carrying case, Grease, Quick release SDS plus toolholder, Quick release 13mm 3 jaw chuck

*DC229KL not available in the UK

DC229KL*

Battery Capacity	Li-Ion 2.2 Ah
Power Output	450 Watts
No Load Speed	1150 rpm
Impact Energy	2.5 J
Blows per Minute	4300 bpm
Tool Holder	SDS Plus
Max. Drilling Capacity [Wood]	30 mm
Max. Drilling Capacity [Metal]	13 mm
Max. Drilling Capacity [Concrete]	26 mm
Weight	3.6 kg
Length x Height	300 x 240 mm

DC315KL/ DC315KN*

28 Volt Heavy Duty Cordless Reciprocating Saw



- Powerful DEWALT fan cooled motor with replaceable brushes and variable speed delivers fast cutting action up to 3000 strokes per minute and 29 mm stroke length
- High performance reciprocating mechanism and lightweight magnesium gearcase offer the user optimised power to weight ratio
- Variable speed trigger, lock-off switch and electronic motor brake for quick controlled cuts and enhanced work safety
- 4-position keyless blade clamp allows quick blade change, flush cutting, and versatility
- Modular component design for trouble free servicing
- Rubber coated grip to reduce surface vibration and user fatigue
- 3-position adjustable shoe for adjusting depth of cut and extends blade life
- Exclusive Nano Phosphate Li-Ion battery pack provides 2000 charge cycles, more than double that of NiCd/ NiMH packs
- Battery pack produces 28 Volt power at equivalent weight to 14.4 Volt NiCd/ NiMH pack weight



Standard Equipment: 1 hour charger, 2 batteries, Wood cutting blade, Heavy duty carrying case

*Available as a bare unit, without batteries and charger as N-Version

DC315KL/ DC315KN*

Battery Capacity	Li-Ion 2.2 Ah
Power Output	680 Watts
No Load Stroke Rate	0-3000 spm
Stroke Length	29 mm
Weight	3.62 kg
Length x Height	440 x 200 mm

DC318KL/ DC318KN*

28 Volt Heavy Duty Cordless Jigsaw



- Powerful DEWALT fan cooled motor with replaceable brushes and variable speed delivers fast cutting action up to 2,700 strokes per minute
- Quick and easy patented keyless blade change system accepts t-shank blades
- Tool free adjustable shoe with anti-scratch cover bevels 45 degrees in both directions
- 3-position pendulum action controls the smoothness of cuts
- Patented anti-vibration counter-balance mechanism and rubber grip provide smooth operation
- Dust blower keeps line of cut clear of chips
- Lock-off switch for added user safety
- Modular component design for trouble free servicing
- Rubber coated grip to reduce surface vibration and user fatigue
- Exclusive Nano Phosphate Li-Ion battery pack provides 2000 charge cycles, more than double that of NiCd/ NiMH packs
- Battery pack produces 28 Volt power at equivalent weight to 14.4 Volt NiCd/ NiMH pack weight



Standard Equipment: 1 hour charger, 2 batteries, Anti-splinter shoe insert, Anti-scratch shoe cover, Dust extraction adapter, 4 blades, Heavy duty carrying case

*Available as a bare unit, without batteries and charger as N-Version

DC318KL/ DC318KN*

Battery Capacity	Li-Ion 2.2 Ah
Power Output	500 Watts
No Load Stroke Rate	0-2700 spm
Stroke Length	26 mm
Bevel Capacity	45°
Max. Depth of Cut [Wood]	130 mm
Max. Depth of Cut [Metal]	10 mm
Weight	3.2 kg
Length x Height	300 x 215 mm

DC310KL/ DC310KN*

28 Volt Heavy Duty Cordless Circular Saw



- Powerful DEWALT fan cooled motor with replaceable brushes delivers up to 3850 rotations per minute for fast cutting action
- 165 mm, 24 tooth carbide tipped blade allows for efficient run-time and fast, smooth cut finish at maximum 55 mm depth of cut
- Extremely durable design offering a cast magnesium shoe and full metal guarding to withstand rough job site conditions
- 0-50° bevel capacity with lever-action detents at 22.5° and 45° allows for aggressive bevel cuts while allowing users to locate common angles quickly
- Keyless bevel angle and depth of cut adjustment with easy to read scale for maximum cordless versatility
- Handle set at 15 degrees with diamond patterned grip area for better control and additional comfort
- Spindle lock for quick and easy blade change
- Lock off switch and electronic motor brake for additional control and work safety
- Exclusive Nano Phosphate Li-Ion battery pack provides 2000 charge cycles, more than double that of NiCd/ NiMH packs
- Battery pack produces 28 Volt power at equivalent weight to 14.4 Volt NiCd/ NiMH pack weight



Standard Equipment: 1 hour charger, 2 batteries, 165 mm 24 tooth carbide blade, Rip fence, Heavy duty carrying case

*Available as a bare unit, without batteries and charger as N-Version

DC310KL/ DC310KN*

Battery Capacity	Li-Ion 2.2 Ah
Blade Diameter	165 mm
Power Output	700 Watts
No Load Speed	3,850 rpm
Bevel Capacity	50°
Max. Depth of Cut at 90°	55 mm
Max. Depth of Cut at 45°	42.1 mm
Weight	4 kg
Length x Height	370 x 280 mm

DC351KL/ DC351KN*

28 Volt Heavy Duty Cordless Plunge Saw



- Parallel plunge allows the user to maintain a smooth and constant hand position while cutting
- A 40 tooth blade gives a fine and accurate finish with very little breakout in laminates
- Rail adjustment allows the saw to be adjusted accurately to the rail
- The anti kickback function stops the saw from moving backwards along the rail and helps stop the saw from climbing out of the work piece when making plunge cuts
- The enclosed guard gives a 90% dust extraction capability
- 55 mm Depth of cut allows the trimming and sizing of most common door sizes
- Exclusive Nano Phosphate Li-Ion battery pack provides 2000 charge cycles, more than double that of NiCd/ NiMH packs
- Battery pack produces 28 Volt power at equivalent weight to 14.4 Volt NiCd/ NiMH pack weight



Standard Equipment: 1 hour charger, 2 batteries, 40 tooth precision circular saw blade, Heavy duty carrying case

*Available as a bare unit, without batteries and charger as N-Version

DC351KL/ DC351KN*

Battery Capacity	Li-Ion 2.2 Ah
Power Output	700 Watts
No Load Speed	3500 rpm
Blade Diameter	165 mm
Blade Bore	20 mm
Bevel Capacity	47°
Max. Depth of Cut at 90°	59 mm
Max. Depth of Cut at 90° [with guide rails]	55 mm
Max. Depth of Cut at 45°	44 mm
Max. Depth of Cut at 45° [with guide rails]	40 mm
Weight	4.7 kg
Length x Height	349 x 264 mm

DC413KL/ DC413KN*

28 Volt Heavy Duty Cordless Finishing Grinder



- Powerful DEWALT fan cooled motor delivers maximum power and durability
- 6,500 rpm provides high power for cutting and grinding applications
- Keyless guard for enhanced application versatility
- Convenient trigger switch with lock-off button for easier gripping
- 2 Position anti vibration side handle offers greater comfort and control
- Spindle lock allows users to change their wheels quick and easy
- Metal gear case dissipates heat for longer bearing, gear and motor life.
- Exclusive Nano Phosphate Li-Ion battery pack provides 2000 charge cycles, more than double that of NiCd/ NiMH packs
- Battery pack produces 28 Volt power at equivalent weight to 14.4 Volt NiCd/ NiMH pack weight



Standard Equipment: 1 hour charger, 2 batteries, Keyless protective guard, 2 position anti vibration side handle, Wrench, Heavy duty carrying case

*Available as a bare unit, without batteries and charger as N-Version

DC413KL/ DC413KN*

Battery Capacity	Li-Ion 2.2 Ah
Max. Disc Diameter	125 mm
Power Output	630 Watts
No Load Speed	6500 rpm
Spindle Thread	M14
Weight	3.3 kg
Length x Height	340 x 150 mm

A NEW DIMENSION IN COMFORT AND CONTROL

DeWALT now offers a comprehensive range of cordless hammers in 18 Volt, 24 Volt, 28 Volt and 36 Volt executions. From the lightweight DC213KL through to the 36 Volt DC234KL offering corded performance, there is a cordless DeWALT hammer that is tailored to your job.

The new DeWALT cordless hammer range offers a new dimension in comfort and control. All units are extremely compact and ergonomically designed. Their low weights coupled with Active Vibration Control (AVC) delivers the most comfortable and productive cordless hammers on the market.

ACTIVE VIBRATION CONTROL

The unique spring loaded system de-couples the internal mechanism from the external housings resulting in extremely low vibration levels.



DC222KA/ DC222KB*

24 Volt Heavy Duty 2 Mode
Dedicated Cordless Hammer



- Ideal for drilling anchors and fixing holes into concrete, brick and masonry from 4 mm to 22 mm
- Large 19 mm optimised mechanism delivers corded drilling performance
- Efficient and compact gearbox for longer runtime and lighter weight
- Extremely compact design and rear mounted battery for excellent balance and optimum comfort
- Internal mechanism connected to external housings via spring dampeners meaning significantly lower vibration, reduced user fatigue allowing longer operating periods
- Air cooled batteries supplied as standard improving runtime when batteries charged hot and extending battery life
- Spring loaded battery latch system and guiderail for quick change and and secure battery fitment
- Electronic motor brake for additional control
- Impact-stop mode for rotary drilling only in wood, ceramic, steel
- Modular component design for trouble free servicing
- Rubber coated grip to reduce surface vibration and user fatigue



Standard Equipment: 1 hour charger, 2 batteries, Multi-position side handle, Grease, Heavy duty carrying case

3.0Ah NiMH * Available with 3.0 NiMH batteries as B-Version

DC222KA/ DC222KB*

Battery Capacity	NiCd 2.0 Ah
Power Output	300 Watts
No Load Speed	1100 rpm
Impact Energy	2.1 J
Blows per Minute	4200 bpm
Tool Holder	SDS-Plus
Max. Drilling Capacity [Wood]	30 mm
Max. Drilling Capacity [Metal]	13 mm
Max. Drilling Capacity [Concrete]	22 mm
Weight	3.8 kg
Length x Height	290 x 240 mm

DC223KA/ DC223KB*

24 Volt Heavy Duty 3 Mode
Dedicated Cordless Hammer



- Ideal for drilling anchors and fixing holes into concrete, brick and masonry from 4 mm to 22 mm
- Large 19 mm optimised hammer mechanism delivers corded drilling performance
- Efficient and compact gearbox for longer runtime and lighter weight
- Extremely compact design and rear mounted battery for excellent balance and optimum comfort
- Internal mechanism connected to external housings via spring dampeners meaning significantly lower vibration, reduced user fatigue allowing longer operating periods
- Air cooled batteries supplied as standard improving runtime when batteries charged hot and extending battery life
- Impact-stop mode for rotary drilling only in wood, ceramic, steel
- Rotation stop for light chiselling applications in plaster, tiles and render
- Electronic motor brake for additional control
- Spring loaded battery latch system and guiderail for quick change and and secure battery fitment
- Modular component design for trouble free servicing
- Rubber coated grip to reduce surface vibration and user fatigue



Standard Equipment: 1 hour charger, 2 batteries, Multi-position side handle, Grease, Heavy duty carrying case

3.0Ah NiMH * Available with 3.0 NiMH batteries as B-Version

DC223KA/ DC223KB*

Battery Capacity	NiCd 2.0 Ah
Power Output	300 Watts
No Load Speed	1100 rpm
Impact Energy	2.1 J
Blows per Minute	0-4200 bpm
Tool Holder	SDS-Plus
Max. Drilling Capacity [Wood]	30 mm
Max. Drilling Capacity [Metal]	13 mm
Max. Drilling Capacity [Concrete]	22 mm
Weight	3.8 kg
Length x Height	290 x 240 mm

DC224KA/ DC224KB*

24 Volt Heavy Duty 3 Mode
Quick Change Chuck
Dedicated Cordless Hammer



- Ideal for drilling anchors and fixing holes into concrete, brick and masonry from 4 mm to 22 mm
- Large 19 mm optimised hammer mechanism delivers corded drilling performance
- Efficient and compact gearbox for longer runtime and lighter weight
- Extremely compact design and rear mounted battery for excellent balance and optimum comfort
- Internal mechanism connected to external housings via spring dampeners meaning significantly lower vibration, reduced user fatigue allowing longer operating periods
- Air cooled batteries supplied as standard improving runtime when batteries charged hot and extending battery life
- Impact-stop mode for rotary drilling only in wood, ceramic, steel
- Rotation stop for light chiselling applications in plaster, tiles and render
- Electronic motor brake for additional control
- Quick Release SDS Toolholder and 3 Jaw Chuck supplied for easy switching between hammer/rotary hammer and rotary only applications
- Spring loaded battery latch system and guiderail for quick change and and secure battery fitment
- Modular component design for trouble free servicing




Standard Equipment: 1 hour charger, 2 batteries, Multi-position side handle, 13 mm diameter 3 jaw keyless quick change chuck, Grease, Heavy duty carrying case

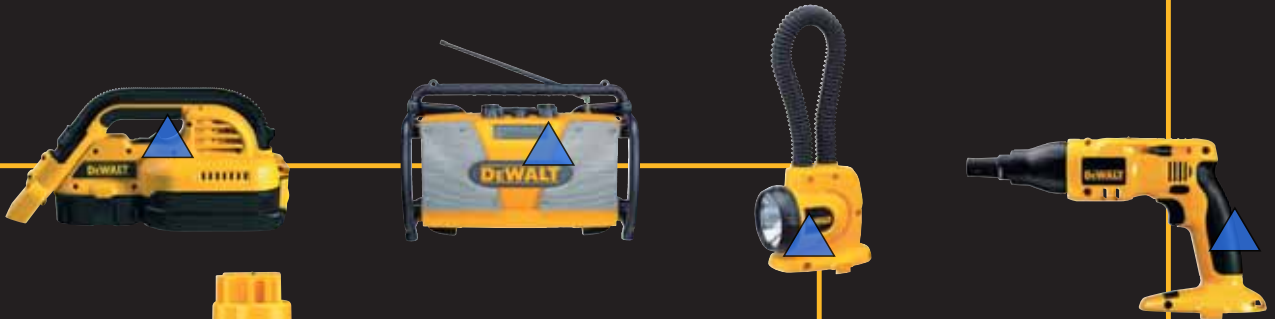
3.0Ah NiMH * Available with 3.0 NiMH batteries as B-Version

DC224KA/ DC224KB*

Battery Capacity	NiCd 2.0 Ah
Power Output	300 Watts
No Load Speed	1100 rpm
Impact Energy	2.1 J
Blows per Minute	0-4200 bpm
Tool Holder	SDS-Plus
Max. Drilling Capacity [Wood]	30 mm
Max. Drilling Capacity [Metal]	13 mm
Max. Drilling Capacity [Concrete]	22 mm
Weight	4.0 kg
Length x Height	310 x 240 mm



TWO BATTERIES.



ONE SYSTEM.





DC927KL

18 Volt Heavy Duty 13 mm Hammerdrill / Driver



- Powerful 18 Volt combination tool for heavy duty hammerdrilling and screwdriving applications
- Three speed settings for optimum performance in high torque, normal use and high speed applications.
- 22 position adjustable torque control for uniform results and optimised precision when screwdriving
- Up to 40 Nm of sustained torque for maximum performance
- 13 mm self-tightening chuck tightens throughout operation providing superior bit gripping strength
- Ergonomically designed trigger and rubber grip
- Electronic brake for added control
- High performance fan cooled motor with replaceable brushes for maximum power and durability
- All metal gearing for efficient power transmission and longer tool life
- Exclusive Nano Phosphate Li-Ion battery pack provides 2000 charge cycles, more than double that of NiCd/NiMH packs
- Battery pack produces 18 Volt power at less than 12 Volt NiCd/NiMH pack weight providing the ultimate ergonomic solution
- Compatible with all DeWalt 18 Volt packs

DeWalt now offers a new range of high performance and lower weight 18 Volt Nano Technology Lithium-Ion cordless power tools.

The new DeWalt 18 Volt Nano Technology Battery Packs are backwards compatible with the majority of tools in the range, allowing most DeWalt 18 Volt tools to be used with NiCd, NiMH or Li-Ion DeWalt batteries.

The 18 Volt Lithium-Ion Nano Phosphate technology is unique to DeWalt in the power tool industry. It offers 2000 recharges, weighs just about the same as a 12 Volt NiCd battery pack, and allows professional cordless users to be backwards compatible with the largest 18 Volt power tool system in the industry.

The new 7.2 Volt -18 Volt Nano charger charges the existing NiCd, NiMH and new Li-Ion DeWalt batteries.

TWO BATTERIES. ONE SYSTEM.



Standard Equipment: 40 minute charger, 2 batteries, Multi position side handle, Heavy duty carrying case

DC927KL

Battery Capacity	Li-Ion 2.0 Ah
Chuck Capacity	1.5-13 mm
Power Output	425 Watts
No Load Speed	0-450 / 0-1500 / 0-1800 rpm
Beats per Minute	0-7650 / 0-25500 / 0-30600 bpm
Max Torque	38 Nm
Max. Drilling Capacity [Wood]	50 mm
Max. Drilling Capacity [Metal]	13 mm
Max. Drilling Capacity [Masonry]	16 mm
Weight	2.4 kg
Length x Height	267 x 250 mm

DC727KL/ DC727N*

18 Volt 13 mm Compact Cordless Hammerdrill / Driver



- Powerful 18 Volt combination tool for hammerdrilling and screwdriving applications
- Compact, lightweight design
- 17 position adjustable torque control for consistent screwdriving into a variety of materials with different screw sizes
- Two speed settings, variable speed and reverse switch for controllable use
- Ergonomically designed trigger and rubber grip
- 13 mm single sleeve keyless chuck with automatic spindle lock for quick and easy bit change with one hand
- Electronic motor brake for added control
- High performance fan cooled motor for maximum power and durability
- All metal gearing for efficient power transmission and longer tool life
- LED light for improved visibility
- Exclusive Nano Phosphate Li-Ion battery pack provides 2000 charge cycles, more than double that of NiCd/ NiMH packs
- Battery pack produces 18 Volt power at less than 12 Volt NiCd/ NiMH pack weight providing the ultimate ergonomic solution
- Compatible with all DEWALT 18 Volt battery packs



Standard Equipment: 40 minute charger, 2 batteries, Heavy duty carrying case

*Available as a bare unit as N-Version

DC727KL/ DC727N*

Battery Capacity	Li-Ion 2.0 Ah
Chuck Capacity	1.5-13 mm
Power Output	375 Watts
No Load Speed	0-500 / 0-1700 rpm
Beats per Minute	0-29000 bpm
Max Torque	41 Nm
Max. Drilling Capacity [Wood]	38 mm
Max. Drilling Capacity [Metal]	13 mm
Max. Drilling Capacity [Masonry]	13 mm
Weight	2.2 kg
Length x Height	225 x 239 mm

DC213KL

18 Volt Heavy Duty 3 Mode Dedicated Cordless Hammer



- Ideal for drilling anchors and fixing holes into concrete, brick and masonry from 4 mm to 20 mm
- Large 19 mm optimised hammer mechanism delivers corded drilling performance
- Efficient and compact gearbox for longer runtime and lighter weight
- New 2.0Ah 18V Li-Ion battery, delivers higher performance and durability with 25% smaller battery and 200gr lighter weight. Overall unit weight less than 3kg
- Extremely compact design and rear mounted battery for excellent balance and optimum comfort
- Internal mechanism connected to external housings via spring dampeners meaning significantly lower vibration, reduced user fatigue allowing longer operating periods
- Rotation stop for light chiselling applications in plaster, tiles and render
- Impact-stop mode for rotary drilling only in wood, ceramic, steel
- Rubber coated grip to reduce surface vibration and user fatigue
- Electronic motor brake for additional control
- Modular component design for trouble free servicing
- Compatible with all DEWALT 18 Volt battery packs



Standard Equipment: 40 minute charger, 2 batteries, Multi-position side handle, Grease, Heavy duty carrying case

DC213KL

Battery Capacity	2.0 Li-Ion Ah
Power Output	300 Watts
No Load Speed	1100 rpm
Impact Energy	2.1 J
Blows per Minute	0-4200 bpm
Tool Holder	SDS Plus
Max. Drilling Capacity [Wood]	30 mm
Max. Drilling Capacity [Metal]	13 mm
Max. Drilling Capacity [Concrete]	20 mm
Weight	2.9 kg
Length x Height	270 x 192 mm

DC722KL/ DC722N*

18 Volt 13 mm Compact Cordless Drill Driver



- Powerful 18 Volt drill driver for drilling and screwdriving applications
- Compact, lightweight design
- 17 position adjustable torque control for consistent screwdriving into a variety of materials with different screw sizes
- Two speed settings, variable speed and reverse switch for controllable use
- Ergonomically designed trigger and rubber grip
- 13mm single sleeve keyless chuck with automatic spindle lock for quick and easy bit change with one hand
- Electronic motor brake for added control
- High performance fan cooled motor for maximum power and durability
- All metal gearing for efficient power transmission and longer tool life
- LED light for improved visibility
- Exclusive Nano Phosphate Li-Ion battery pack provides 2000 charge cycles, more than double that of NiCd/ NiMH packs
- Battery pack produces 18 Volt power at less than 12 Volt NiCd/ NiMH pack weight providing the ultimate ergonomic solution
- Compatible with all DEWALT 18 Volt battery packs



Standard Equipment: 40 minute charger, 2 batteries, Heavy duty carrying case

*Available as a bare unit as N-Version

DC722KL/ DC722N*

Battery Capacity	2.0 Li-Ion Ah
Chuck Capacity	1.5-13 mm
Power Output	375 Watts
No Load Speed	0-500 / 0-1700 rpm
Max Torque	41 Nm
Max. Drilling Capacity [Wood]	38 mm
Max. Drilling Capacity [Metal]	13 mm
Weight	2.1 kg
Length x Height	210 x 239 mm

DC822KL/ DC822N*

18 Volt Compact Cordless Impact Wrench



- Durable Frameless high speed motor delivers up to 195 Nm of max torque
- All metal gearing for efficient power transmission and long tool life
- Aluminium front housing provides greater heat dispersion increasing motor life
- Improved variable speed switch and electronic motor brake for complete control for both setting and removing fasteners
- 1/2" square drive allows for quick and easy bit changes
- Compact body enables use in tight spaces
- Rubber coated grip and rear of the tool to reduce surface vibration and user fatigue
- LED light for improved visibility of fastener
- Exclusive Nano Phosphate Li-Ion battery pack provides 2000 charge cycles, more than double that of NiCd/ NiMH packs
- Battery pack produces 18 Volt power at less than 12 Volt NiCd/NiMH pack weight providing the ultimate ergonomic solution
- Compatible with all DEWALT 18 Volt battery packs



Standard Equipment: 40 minute charger, 2 batteries, Heavy duty carrying case

*Available as a bare unit as N-Version

DC822KL/ DC822N*

Battery Capacity	2.0 Li-Ion Ah
Bit Holder	1/2"
Power Output	250 Watts
No Load Speed	0-2400 rpm
Impacts per Minute	0-2700 ipm
Max. Torque	195 Nm
Max. Bolt Diameter	M16
Weight	1.7 kg
Length x Height	146 x 231 mm

DC827KL/ DC827N*

18 Volt Compact Cordless Impact Driver



- Durable frameless high speed motor delivers up to 150 Nm of max torque
- All metal gearing for efficient power transmission and long tool life
- Aluminium front housing provides greater heat dispersion increasing motor life
- Improved variable speed switch and electronic motor brake for complete control for both setting and removing fasteners
- 6.35 mm keyless hex-drive allows for quick and easy bit changes
- Compact body enables use in tight spaces
- Rubber coated grip and rear of the tool to reduce surface vibration and user fatigue
- LED light to improve visibility of fastener
- Exclusive Nano Phosphate Li-Ion battery pack provides 2000 charge cycles, more than double that of NiCd/ NiMH packs
- Battery pack produces 18 Volt power at less than 12 Volt NiCd/NiMH pack weight providing the ultimate ergonomic solution
- Compatible with all DEWALT 18 Volt battery packs



Standard Equipment: 40 minute charger, 2 batteries, Heavy duty carrying case

*Available as a bare unit as N-Version

DC827KL/ DC827N*

Battery Capacity	2.0 Li-Ion Ah
Bit Holder	1/4"
Power Output	250 Watts
No Load Speed	0-2400 rpm
Impacts per Minute	0-2700 ipm
Max Torque	150 Nm
Max. Bolt Diameter	M12
Weight	1.7 kg
Length x Height	146 x 231 mm






DC925KB COMBINATION DRILL



Self tightening chuck for effective bit retention



Clutch development



Transmission development for quick & precise gear change



PM47 XT Motor for increased power



Switch upgrade for increased load and durability

PERFORMANCE - Drilling and fastening performance have been significantly improved with a new, more powerful DEWALT built motor. The new transmission and clutch efficiently deliver this extra power.



INCREASED PRODUCTIVITY - New 2.6Ah NiMH batteries now deliver increased runtime, while the new 30 minute charger also means less downtime.

DURABILITY - The new housing design combined with improvements to the switch, motor and transmission make this the most durable cordless DEWALT drill.

EASE OF USE - Provided by DEWALT best in class ergonomics and NEW self tightening keyless chuck which grips the drill bit tighter than a conventional keyless chuck.

DC925KB

18 Volt 13 mm Heavy Duty Cordless Hammerdrill/Driver



- Powerful 18 Volt combination tool for heavy duty hammerdrilling and screwdriving applications
- Three speed settings for optimum performance in high torque, normal use and high speed applications.
- 22 position adjustable torque control for uniform results and optimised precision when screwdriving
- Up to 56 Nm of sustained torque for maximum performance
- 13 mm self-tightening chuck tightens throughout operation providing superior bit gripping strength
- Ergonomically designed trigger and rubber grip
- Electronic brake for added control
- High performance fan cooled motor with replaceable brushes for maximum power and durability
- All metal gearing for efficient power transmission and longer tool life
- Modular design for easy access to key components and serviceability



Standard Equipment: 30 minute charger, 2 batteries, Multi position side handle, Heavy duty carrying case

DC925KB

Battery Capacity	NiMH 2.6 Ah
Chuck Capacity	1.5-13 mm
Power Output	470 Watts
No Load Speed	0-450 / 0-1500 / 0-2000 rpm
Beats per Minute	0-7650 / 0-25500 / 0-34000 bpm
Max Torque	56 Nm
Max. Drilling Capacity [Wood]	50 mm
Max. Drilling Capacity [Metal]	13 mm
Max. Drilling Capacity [Masonry]	16 mm
Weight	2.8 kg
Length x Height	270 x 245 mm

DC725KA/ DC725KB*

18 Volt 13 mm Cordless Hammerdrill / Driver



- Powerful 18 Volt combination tool for hammerdrilling and screwdriving applications
- Compact, lightweight design
- 17 position adjustable torque control for consistent screwdriving into a variety of materials with different screw sizes
- Two speed settings, variable speed and reverse switch for controllable use
- Ergonomically designed trigger and rubber grip
- 13 mm single sleeve keyless chuck with automatic spindle lock for quick and easy bit change with one hand
- Electronic motor brake for added control
- High performance fan cooled motor for maximum power and durability
- All metal gearing for efficient power transmission and longer tool life
- LED light for improved visibility



Standard Equipment: 1 hour charger, 2 batteries, Heavy duty carrying case

NiMH* Available with 2.6 NiMH battery as B-Version

DC725KA/ DC725KB*

Battery Capacity	NiCd 2.0 Ah
Chuck Capacity	1.5-13 mm
Power Output	400 Watts
No Load Speed	0-500 / 0-1700 rpm
Beats per Minute	0-29000 bpm
Max Torque	44 Nm
Max. Drilling Capacity [Wood]	38 mm
Max. Drilling Capacity [Metal]	13 mm
Max. Drilling Capacity [Masonry]	13 mm
Weight	2.4 kg
Length x Height	225 x 239 mm

DC920KB

18 Volt 13 mm Heavy Duty Cordless Drill Driver



- Powerful 18 Volt combination tool for heavy duty drilling and screwdriving applications
- Three speed settings for optimum performance in high torque, normal use and high speed applications.
- 22 position adjustable torque control for uniform results and optimised precision when screwdriving
- Up to 56 Nm of sustained torque for maximum performance
- 13 mm single sleeve keyless chuck with automatic spindle lock for quick and easy bit change with one hand
- Ergonomically designed trigger and rubber grip
- Electronic brake for added control
- High performance fan cooled motor with replaceable brushes for maximum power and durability
- All metal gearing for efficient power transmission and longer tool life
- Modular design for easy access to key components and serviceability



Standard Equipment: 30 minute charger, 2 batteries, Multi position side handle, Heavy duty carrying case

DC920KB

Battery	NiMH 2.6 Ah
Chuck Capacity	1.5-13 mm
Power Output	450 Watts
No Load Speed	0-450 / 0-1500 / 0-2000 rpm
Max. Torque	56 Nm
Max. Drilling Capacity [Wood]	50 mm
Max. Drilling Capacity [Metal]	13 mm
Weight	2.6 kg
Length x Height	261 x 245 mm

DC721KA/ DC721KB*

18 Volt 13 mm Compact Cordless Drill Driver



- Powerful 18 Volt drill driver for drilling and screwdriving applications
- Compact, lightweight design
- 17 position adjustable torque control for consistent screwdriving into a variety of materials with different screw sizes
- Two speed settings, variable speed and reverse switch for controllable use
- Ergonomically designed trigger and rubber grip
- 13 mm single sleeve keyless chuck with automatic spindle lock for quick and easy bit change with one hand
- Electronic motor brake for added control
- High performance fan cooled motor for maximum power and durability
- All metal gearing for efficient power transmission and longer tool life
- LED light for improved visibility



Standard Equipment: 1 hour charger, 2 batteries, Heavy duty carrying case

NiMH* Available with 2.6 NiMH battery as B-Version

DC721KA/ DC721KB*

Battery Capacity	NiCd 2.0 Ah
Chuck Capacity	1.5-13 mm
Power Output	400 Watts
No Load Speed	0-500 / 0-1700 rpm
Max Torque	44 Nm
Max. Drilling Capacity [Wood]	38 mm
Max. Drilling Capacity [Metal]	13 mm
Weight	2.3 kg
Length x Height	210 x 239 mm

DC720KA

18 Volt 10 mm Compact Cordless Drill Driver



- Powerful 18 Volt drill driver for drilling and screwdriving applications
- Compact, lightweight design
- 17 position adjustable torque control for consistent screwdriving into a variety of materials with different screw sizes
- Two speed settings, variable speed and reverse switch for controllable use
- Ergonomically designed trigger and rubber grip
- 10 mm single sleeve keyless chuck with automatic spindle lock for quick and easy bit change with one hand
- Electronic motor brake for added control
- High performance fan cooled motor for maximum power and durability
- All metal gearing for efficient power transmission and longer tool life
- LED light for improved visibility



Standard Equipment: 1 hour charger, 2 batteries, Heavy duty carrying case

DC720KA

Battery Capacity	NiCd 1.3 Ah
Chuck Capacity	1.5-10 mm
Power Output	400 Watts
No Load Speed	0-500 / 0-1700 rpm
Max Torque	40 Nm
Max. Drilling Capacity [Wood]	38 mm
Max. Drilling Capacity [Metal]	10 mm
Weight	2 kg
Length x Height	203 x 233 mm

DC212KA/ DC212KB/ DC212N*

18 Volt 2 Mode Dedicated Cordless Hammer



- Ideal for drilling anchors and fixing holes into concrete, brick and masonry from 4 mm to 20 mm
- Large 19 mm optimised hammer mechanism delivers corded drilling performance
- Efficient and compact gearbox for longer runtime and lighter weight
- Extremely compact design and rear mounted battery for excellent balance and optimum comfort
- Internal mechanism connected to external housings via spring dampeners meaning significantly lower vibration, reduced user fatigue allowing longer operating periods
- Impact-stop mode for rotary drilling only in wood, ceramic, steel
- Electronic motor brake for additional control
- Modular component design for trouble free servicing
- Rubber coated grip to reduce surface vibration and user fatigue



Standard Equipment: 1 hour charger, 2 batteries, Multi-position side handle, Grease tube, Heavy duty carrying case

NiMH *Available with 2.6 NiMH battery as B-Version, Available as a bare unit, without batteries and charger as N-Version

DC212KA/ DC212KB/ DC212N*

Battery Capacity	NiCd 2.0 Ah
Power Output	300 Watts
No Load Speed	1100 rpm
Impact Energy	2.1 J
Blows per Minute	0-4200 bpm
Tool Holder	SDS-Plus
Max. Drilling Capacity [Wood]	30 mm
Max. Drilling Capacity [Metal]	13 mm
Max. Drilling Capacity [Concrete]	20 mm
Weight	3.1 kg
Length x Height	295 x 195 mm

DC213KB

18 Volt Heavy Duty 3 Mode Dedicated Cordless Hammer



- Ideal for drilling anchors and fixing holes into concrete, brick and masonry from 4 mm to 20 mm
- Large 19 mm optimised hammer mechanism delivers corded drilling performance
- Efficient and compact gearbox for longer runtime and lighter weight
- Extremely compact design and rear mounted battery for excellent balance and optimum comfort
- Internal mechanism connected to external housings via spring dampeners meaning significantly lower vibration, reduced user fatigue allowing longer operating periods
- Rotation stop for light chiselling applications in plaster, tiles and render
- Impact-stop mode for rotary drilling only in wood, ceramic, steel
- Electronic motor brake for additional control
- Modular component design for trouble free servicing
- Rubber coated grip to reduce surface vibration and user fatigue



Standard Equipment: 30 minute charger, 2 batteries, Multi-position side handle, Grease, Heavy duty carrying case

DC213KB

Battery Capacity	NiMH 2.6 Ah
Power Output	300 Watts
No Load Speed	1100 rpm
Impact Energy	2.1 J
Blows per Minute	0-4200 bpm
Tool Holder	SDS-Plus
Max. Drilling Capacity [Wood]	30 mm
Max. Drilling Capacity [Metal]	13 mm
Max. Drilling Capacity [Concrete]	20 mm
Weight	3.1 kg
Length x Height	295 x 192 mm

DW059K2/ DW059K2H*

18 Volt High Torque Cordless Impact Wrench



- Powerful fan cooled motor delivers up to 418 Nm of sustained torque and up to 2600 impacts per minute for heavy duty fastening applications
- All metal gearing for efficient power transmission and long tool life
- Aluminium front housing for better weight and balance
- Modular component design for easy access and fast service
- Rocker switch for fast and easy forward and reverse selection
- 1/2" square drive allows for quick and easy bit changes
- Rubber coated grip to reduce surface vibration and user fatigue



Standard Equipment: 1 hour charger, 2 batteries, Heavy duty carrying case

NiMH *Available with 2.6 NiMH battery as H-Version, DW059K2 not available in the UK

DW059K2/ DW059K2H*

Battery Capacity	NiCd 2.4 Ah
Bit Holder	1/2"
Power Output	365 Watts
No Load Speed	1650 rpm
Impacts per Minute	2600 ipm
Max. Torque	418 Nm
Max. Bolt Diameter	M20
Weight	3.4 kg
Length x Height	264 x 260 mm

DC820KB

18 Volt Compact Cordless Impact Wrench



- Durable frameless high speed motor delivers up to 195 Nm of max torque
- All metal gearing for efficient power transmission and long tool life
- Aluminium front housing provides greater heat dispersion increasing motor life
- Improved variable speed switch and electronic motor brake for complete control for both setting and removing fasteners
- 1/2" square drive allows for quick and easy bit changes
- Compact body enables use in tight spaces
- Rubber coated grip and rear of the tool to reduce surface vibration and user fatigue
- LED light for improved visibility of fastener



Standard Equipment: 30 minute charger, 2 batteries, Heavy duty carrying case

DC820KB

Battery Capacity	NiMH, 2.6 Ah
Bit Holder	1/2"
Power Output	250 Watts
No Load Speed	0-2400 rpm
Impacts per Minute	0-2700 ipm
Max. Torque	195 Nm
Max. Bolt Diameter	M16
Weight	2.0 kg
Length x Height	146 x 231 mm

DC825KB

18 Volt Compact Cordless Impact Driver



- Durable frameless high speed motor delivers up to 150 Nm of max torque
- All metal gearing for efficient power transmission and long tool life
- Aluminium front housing provides greater heat dispersion increasing motor life
- Improved variable speed switch and electronic motor brake for complete control for both setting and removing fasteners
- 6.35 mm keyless hex-drive allows for quick and easy bit changes
- Compact body enable use in tight spaces
- Rubber coated grip and rear of the tool to reduce surface vibration and user fatigue
- LED light for improved visibility of fastener



Standard Equipment: 30 minute charger, 2 batteries, Heavy duty carrying case

DC825KB

Battery Capacity	NiMH 2.6 Ah
Bit Holder	1/4"
Power Output	250 Watts
No Load Speed	0-2400 rpm
Impacts per Minute	0-2700 ipm
Max Torque	150 Nm
Max. Bolt Diameter	M12
Weight	2.0 kg
Length x Height	146 x 231 mm

DC385KB / DC385N*

18 Volt Heavy Duty Cordless Reciprocating Saw



- Powerful DEWALT fan cooled motor with replaceable brushes and variable speed delivers fast cutting action up to 3,000 strokes per minute and 28.6 mm stroke length
- High performance reciprocating mechanism and lightweight magnesium gearcase offer the user optimised power to weight ratio
- Variable speed trigger, lock-off switch and electronic motor brake for quick controlled cuts and enhanced work safety
- Lever-action keyless blade clamp for quick and easy blade changes
- Modular component design for trouble free servicing
- Rubber coated grip to reduce surface vibration and user fatigue
- 4-position blade clamp allows for flush cutting and increased versatility
- Pivoting adjustable shoe with open top for high stability and blade visibility during the cut



Standard Equipment: 1 hour charger, 2 batteries, Wood and metal blade, Heavy duty carrying case

*Available as a bare unit as N-Version

DC385KB / DC385N*

Battery Capacity	NiMH 2.6 Ah
Power Output	390 Watts
No Load Stroke Rate	0-3000 spm
Stroke Length	28.6 mm
Weight	3.70 kg
Length x Height	435 x 188 mm

DC330KB/ DC330N*

18 Volt Heavy Duty Cordless Jigsaw



- Powerful DEWALT fan cooled motor with replaceable brushes and variable speed delivers fast cutting action up to 3000 strokes per minute
- Quick and easy patented keyless blade change system accepts I-shank blades
- Tool free adjustable shoe with anti-scratch cover bevels 45 degrees in both directions
- 3-position pendulum action controls the aggressiveness or smoothness of cuts
- Patented anti-vibration counter-balance mechanism and rubber grip provide smooth operation
- Dust blower keeps line of cut clear of chips
- Lock-off switch for added user safety
- Modular component design for trouble free servicing
- Rubber coated grip to reduce surface vibration and user fatigue



Standard Equipment: 1 hour charger, 2 batteries, Anti-splinter shoe insert, Anti-scratch shoe cover, Dust extraction adapter, 4 blades, Heavy duty carrying case

*Available as a bare unit, without batteries and charger as N-Version

DC330KB/ DC330N*

Battery Capacity	NiMH 2.6 Ah
Power Output	400 Watts
No Load Stroke Rate	0-3000 spm
Stroke Length	26 mm
Bevel Capacity	45°
Max. Depth of Cut [Wood]	135 mm
Max. Depth of Cut [Metal]	10 mm
Weight	3.4 kg
Length x Height	285 x 213 mm

DC390KB/ DC390N*

18 Volt Heavy Duty Cordless Circular Saw



- Powerful DEWALT fan cooled motor with replaceable brushes delivers up to 3700 rotation per minute for fast cutting action
- Ultra thin kerf 165 mm, 16 tooth carbide tipped blade allows for efficient run-time and fast, smooth cut finish at maximum 55 mm depth of cut
- Extremely durable design offering a cast magnesium shoe and full metal guarding to withstand rough job site conditions
- Keyless bevel angle and depth of cut adjustment with easy to read scale for maximum cordless versatility
- Handle set at 15 degrees with diamond patterned grip area for better control and additional comfort
- Spindle lock for quick and easy blade change
- Lock off switch and electronic motor brake for additional control and work safety



Standard Equipment: 1 hour charger, 2 batteries, 165 mm carbide blade, Rip fence, Hex key, Heavy duty carrying case

*Available as a bare unit, without batteries and charger as N-Version

DC390KB/ DC390N*

Battery Capacity	NiMH 2.6 Ah
Blade Diameter	165 mm
Power Output	390 Watts
No Load Speed	3700 rpm
Bevel Capacity	50°
Max. Depth of Cut at 90°	55 mm
Max. Depth of Cut at 45°	42.1 mm
Weight	4.2 kg
Length x Height	406 x 259 mm

DW934K2/ DW934K2H/ DW934*

18 Volt 61 mm Depth of Cut Cordless Metal Circular Saw



- Powerful DEWALT fan cooled motor with replaceable brushes and new transmission design
- Robust cool-running 173 mm, 40 tooth tungsten carbide tipped blade for burr-free cuts at constant 61 mm cutting depth throughout the life of the blade
- Extremely durable design offering an anti-magnetic stainless shoe and full metal guarding to withstand rough job site conditions
- Left side blade design, the new gun-sight line of cut indicator and the unique chemically treated glass window for enhanced line of cut visibility
- Spindle lock for quick and easy blade change



Standard Equipment: 1 hour charger, 2 batteries, 173 mm tungsten carbide blade, Hex key, Heavy duty carrying case

NiMH *Available with 2.6 NiMH battery as H-Version, DW934K2 not available in the UK, DW934 not available in the UK

DW934K2/ DW934K2H/ DW934*

Battery Capacity	NiCd 2.4 Ah
Blade Diameter	173 mm
Power Output	315 Watts
No Load Speed	3100 rpm
Max. Depth of Cut at 90°	61 mm
Max. Depth of Cut at 45°	NA mm
Weight	3.8 kg
Length x Height	365 x 195 mm

DC352KB/ DC352KN*

18 Volt Heavy Duty Cordless Plunge Saw



- Parallel plunge allows the user to maintain a smooth and constant hand position while cutting
- A 40 tooth blade gives a fine and accurate finish with very little breakout in laminates
- Rail adjustment allows the saw to be adjusted accurately to the rail
- The anti kickback function stops the saw from moving backwards along the rail and helps stop the saw from climbing out of the work piece when making plunge cuts
- The enclosed guard gives a 90% dust extraction capability
- 55 mm Depth of cut allows the trimming and sizing of most common door sizes



Standard Equipment: 1 hour charger, 2 batteries, 40 tooth precision circular saw blade, Heavy duty carrying case

*Available as a bare unit, without batteries and charger as N-Version

DC352KB/ DC352KN*

Battery Capacity	NiMH 2.6 Ah
Power Output	390 Watts
No Load Speed	3200 rpm
Blade Diameter	165 mm
Blade Bore	20 mm
Bevel Capacity	47°
Max. Depth of Cut at 90°	59 mm
Max. Depth of Cut at 90° [with guide rails]	55 mm
Max. Depth of Cut at 45°	44 mm
Max. Depth of Cut at 45° [with guide rails]	40 mm
Weight	4.6 kg
Length x Height	349 x 264 mm

DC410KA/ DC410KB/ DC410N*

18 Volt Cordless Finishing Grinder



- Powerful fan cooled motor with replaceable brushes delivers maximum power and durability
- 7,000 rpm provides high power for cutting and grinding applications
- Keyless guard for enhanced application versatility
- Convenient trigger switch with lock-off button for easier gripping
- 3 Position side handle offers greater comfort and control
- Spindle lock allows users to change their wheels quick and easy
- Metal gear case dissipates heat for longer bearing, gear and motor life



Standard Equipment: 1 hour charger, 2 batteries, Keyless protective guard, 3 position side handle, Heavy duty carrying case

NiMH *Available as a bare unit, without batteries and charger as N-Version, Available with 2.6 NiMH battery as B-Version, DC410KA not available in the UK

DC410KA/ DC410KB/ DC410N*

Battery Capacity	NiCd 2.4 Ah
Max. Disc Diameter	115 mm
Power Output	350 Watts
No Load Speed	7000 rpm
Spindle Thread	M14
Weight	3.0 kg
Length x Height	375 x 147 mm

DC547K/ DC547*

18 Volt 600 ml Satchet and 310 ml Cartridge Sealant Gun



- 2900 N push force suitable for high viscosity urethanes and adhesives
- Variable speed control dial for pre-selection of dispensing speed
- Electronic trigger with variable speed and automatic overload protection
- Ergonomic T-handle design with rubber grip for extra comfort
- All-metal gear transmission for high pushing force and long tool life
- Auto reversing feature prevents material from being expelled when trigger is released
- Manual clutch-release for rapid loading



Standard Equipment: 1 hour charger, 1 battery, Cartridge holder, Satchet barrel, Conversion kit

*Available as a bare unit, without batteries and charger as N-Version, DC547K not available in the UK

DC547K/ DC547*

Battery Capacity	NiMH 2.6 Ah
Carrier Size	310-600 ml
Applicator	Cartridge & Satchet
Push Force	2900 N (295Kg)
Push Speed	635 mm/min
Weight	3.3/2.3* kg
Length	734 mm

DC628KB

18 Volt Heavy Duty 15 Gauge Cordless Nailer



- The tool works as fast as you do with consistent nail penetration
- The sequential operating mode allows for precision placement and the bump operating mode provides the user with production speed
- Headlights provide increased visibility in low-light conditions or confined areas without any light
- Depths can be easily referenced utilising numbered dial and user does not sacrifice performance when changing depths
- User can engage contact trip lock-off and prevent accidental dis-charge of fastener
- Provides increased durability over current cordless nailers and provides easy access for troubleshooting and service on the job-site or by a service technician
- Provides easy access to the nosepiece for the simple removal of a jammed fastener without the use of screwdrivers or tool wrenches
- Versatility in the loading and unloading of fasteners - 34 degree angled magazine 110 nail capacity
- Provides increased portability and versatility on the job-site
- Increased visibility and durability along with protection for work-surface from the contact-trip
- Will accept Senco 34-degree nails
- Top cap is impact resistant and easy to remove for troubleshooting



Standard Equipment: 30 minute charger, 2 batteries, DEWALT safety glasses, Reversible belt hook, No-Mark Tip, Heavy duty carrying case

DC628KB

Nail Diameter	1.8 mm
Battery Capacity	NiMH 2.6 Ah
Magazine angle	34°
Nail Length	32-63 mm
Magazine capacity	110 Nails
Magazine loading	Rear
Firing mode	Bump & Sequential
Weight	3.9 kg
Nailer Operating Mode	Selective
Width x Length x Height	105 x 330 x 320 mm

DC618KB/ DC618KN*

18 Volt Heavy Duty 16 Gauge Cordless Nail Gun



- The tool works as fast as you do with consistent nail penetration
- The sequential operating mode allows for precision placement and the bump operating mode provides the user with production speed
- Headlights provide increased visibility in low-light conditions or confined areas without any light
- Depths can be easily referenced utilising numbered dial and user does not sacrifice performance when changing depths
- User can engage contact trip lock-off and prevent accidental dis-charge of fastener
- Provides increased durability over current cordless nailers and provides easy access for troubleshooting and service on the job-site or by a service technician
- Provides easy access to the nosepiece for the simple removal of a jammed fastener without the use of screwdrivers or tool wrenches
- Versatility in the loading and unloading of fasteners - 20 degree angled magazine 120 nail capacity
- Provides increased portability and versatility on the job-site
- Increased visibility and durability along with protection for work-surface from the contact-trip
- Will accept Paslode 20-degree nails
- Top cap is impact resistant and easy to remove for troubleshooting



Standard Equipment: 30 minute charger, 2 batteries, DEWALT safety glasses, Reversible belt hook, No-mark tip, Heavy duty carrying case

*Available as a bare unit as N-Version

DC618KB/ DC618KN*

Nail Diameter	1.6 mm
Battery Capacity	NiMH 2.6 Ah
Magazine angle	20°
Nail Length	32-63 mm
Magazine capacity	Up to 120 Nails
Magazine loading	Rear - load
Firing mode	Bump & Sequential
Weight	3.9 kg
Nailer Operating Mode	Selective
Width x Length x Height	105 x 330 x 320 mm

DC616KB

18 Volt Heavy Duty 16 Gauge Straight Cordless Nailer



- The tool works as fast as you do with consistent nail penetration
- The sequential operating mode allows for precision placement and the bump operating mode provides the user with production speed
- Headlights provide increased visibility in low-light conditions or confined areas without any light
- Depths can be easily referenced utilising numbered dial and user does not sacrifice performance when changing depths
- User can engage contact trip lock-off and prevent accidental dis-charge of fastener
- Provides increased durability over current cordless nailers and provides easy access for troubleshooting and service on the job-site or by a service technician
- Provides easy access to the nosepiece for the simple removal of a jammed fastener without the use of screwdrivers or tool wrenches
- Versatility in the loading and unloading of fasteners - straight magazine 110 nail capacity
- Provides increased portability and versatility on the job-site
- Increased visibility and durability along with protection for work-surface from the contact-trip
- Will accept Paslode straight nails
- Top cap is impact resistant and easy to remove for troubleshooting



Standard Equipment: 30 minute charger, 2 batteries, DEWALT safety glasses, Reversible belt hook, No-mark tip, Heavy duty carrying case

DC616KB

Nail Diameter	1.6 mm
Battery Capacity	NiMH 2.6 Ah
Magazine angle	0°
Nail Length	32-63 mm
Magazine capacity	110 Nails
Magazine loading	Rear - load
Firing mode	Bump & Sequential
Weight	3.9 kg
Nailer Operating Mode	Selective
Width x Length x Height	105 x 330 x 320 mm

DC608KB

18 Volt 18 Gauge Cordless Nailer



- The tool works as fast as you do with consistent nail penetration
- The sequential operating mode allows for precision placement and the bump operating mode provides the user with production speed
- Depths can be easily referenced utilising numbered dial and user does not sacrifice performance when changing depths
- Provides easy access to the nosepiece for the simple removal of a jammed fastener without the use of screwdrivers or tool wrenches
- User can engage contact trip
- Visibility in low-light conditions
- Versatility in the loading and unloading
- Top cap is impact resistant and easy to remove for troubleshooting
- Provides increased portability and versatility on the job-site
- Increased visibility and durability along with protection for work-surface from the contact-trip



Standard Equipment: 30 minute charger, 2 batteries, Heavy duty carrying case

DC608KB

Nail Diameter	1.2 mm
Battery Capacity	NiMH 2.6 Ah
Magazine angle	0°
Nail Length	16-50 mm
Magazine capacity	110 Nails
Magazine loading	Side Load
Firing mode	Bump & Sequential
Weight	3.4 kg
Nailer Operating Mode	Selective
Width x Length x Height	95 x 295 x 290 mm

DW960

18 Volt 10 mm Cordless Right Angle Drill - Bare Unit



- Powerful fan cooled motor delivers up to 33 Nm of sustained torque for turning large drill bits and fasteners
- 2 speed ranges 0-475/0-1500 rpm for increased user flexibility to achieve a wide range of applications
- Forward, reverse, variable speed and electronic motor brake for total control
- Durable, right angle transmission with sealed ball bearings and cut-steel gears for a longer tool life
- Modular component design for trouble free servicing



Standard Equipment: 30 minute charger, 2 batteries, Heavy duty carrying case

DW960

Battery Capacity	fits 2.0, 2.4, 2.6, 3.0 Ah
Chuck Capacity	1.0-10 mm
Power Output	300 Watts
No Load Speed	0-475 / 0-1500 rpm
Max Torque	33 Nm
Max. Drilling Capacity [Wood]	28 mm
Max. Drilling Capacity [Metal]	10 mm
Weight	1.2 (2.2) kg
Length x Height	323 x 125 mm

DC520N

18 Volt Cordless Drywall Screwdriver - Bare Unit



- Removeable depth sensitive "set and forget" nosepiece for consistent fastener depth
- Two speed settings, variable speed and reverse switch for maximum user control
- Up to 20 Nm of sustainable torque for maximum performance
- High performance fan cooled motor with replaceable brushes for maximum power and durability
- Ergonomically-designed soft grip and trigger for added user comfort
- Electronic motor brake for added control
- All metal gearing for efficient power transmission and longer tool life
- Modular design for easy access to key components and excellent serviceability



Standard Equipment: Magnetic bit holder, Screwdriver bit, Drywall nosepiece, Tek nosepiece

DC520N

Battery Capacity	fits 2.0, 2.4, 2.6, 3.0 Ah
Tool Holder	(Hex) 6.35 mm
Power Output	360 Watts
No Load Speed	0-900/0-2900 rpm
Max Torque	20 Nm
Weight	1.2 (2.2) kg
Length x Height	307 x 231 mm

DW936

18 Volt Heavy Duty 41 mm Depth of Cut Trimsaw - Bare Unit



- Powerful DEWALT fan cooled motor with replaceable brushes drives a 136 mm diameter blade ensuring constant work progress at 41 mm depth of cut
- Ultra thin kerf 16 tooth carbide tipped 136 mm diameter blade allows efficient run-time management and fast, smooth cutting/finish
- Lock-off switch and electronic motor brake for additional control and work safety
- Large shoe with left side blade provides maximum control and visibility of cut line
- High capacity cuts at up to 50° bevel ensure maximum cordless versatility
- Spindle lock for quick and easy blade change



Standard Equipment: 136 mm Carbide blade, Rip fence, Allen key

DW936

Blade Diameter	136 mm
Power Output	340 Watts
No Load Speed	3200 rpm
Bevel Capacity	50°
Max. Depth of Cut at 90°	41 mm
Max. Depth of Cut at 45°	28 mm
Weight	2.3 (3.3) kg
Length x Height	365 x 195 mm

DC515N

18 Volt Handheld Wet/Dry Vacuum - Bare Unit



- Runs off current 18 Volt battery platform allowing quick and easy change between different tools with a single battery
- The rubber hose is extendable to 1 metre for added flexibility for a wide range of applications
- 1.9 Litre tank capacity allows for the cleaning up of larger amounts of material
- High efficiency filter traps 99.7% of dust as small as drywall and cement dust
- Single latch tank removal allows for quick and easy emptying of the tank
- Heavy duty washable filter

Standard Equipment: No batteries included, 1 metre heavy duty rubber hose, Crevice tool, Wide nozzle

DC515N

Max. Airflow	15.9 l/sec
Tank volume	1.9 l
Hose Nozzle Outside Diameter	32 mm
Weight	1.2 (2.2) kg
Width x Length x Height	160 x 460 x 200 mm

Cordless Blades



- Heavy duty tungsten carbide tips maintain cutting edge for longer blade life
- Thin kerf blade design - yields more cuts per charge by minimising battery drain
- Triple action sharpening process which grinds the tip to a razor sharp edge for a smooth finish
- For all trimsaw blades- pack quantity 1, minimum order quantity 1
- Specifically designed for use with DEWALT cordless trimsaws. The range comprises of blades for cutting wood and for cutting plastic & non-ferrous metals

Cat. No.	Blade Diameter	Bore Size	Tooth Count	Fits
DT1091	165 mm	20 mm	40	DC351KL/ DC352KB
DT1200	136 mm	10 mm	16	DW935/ DW936
DT1201	136 mm	10 mm	24	DW935/ DW936
DT1202	136 mm	10 mm	30	DW935/ DW936
DT1203	165 mm	10 mm	18	DW007
DT1204	165 mm	10 mm	24	DW007
DT1205	165 mm	10 mm	36	DW007
DT1206	165 mm	20 mm	36	DC390
DT1207	165 mm	20 mm	24	DC390/ DC310
DT1208	165 mm	20 mm	18	DC390
DT1210	173 mm	20 mm	50	DW934
DT1211	184 mm	20 mm	24	DC300KL

Replacement Filters for Vacuums



- High efficiency filter traps 99.7% of dust as fine as 0.3 Microns
- Does not Need to Be Changed Between Wet and Dry Applications
- Washable

Cat. No.	Diameter	Height	Weight	Fits
DC5001	140 mm	156 mm	0.2 kg	DC500
DC5151H	110 mm	65 mm	0.1 kg	DC515



DC935KB
14.4 Volt 13 mm Heavy Duty Cordless
Hammerdrill/Driver



DC730KA
14.4 Volt 10 mm Compact Cordless Drill
Driver



DC731KA / DC731KB
14.4 Volt 13 mm Compact Cordless Drill
Driver



DC735KA/DC735KB
14.4 Volt 13 mm Compact
Cordless Hammerdrill / Driver



DC830KB
14.4 Volt Compact Impact Wrench



DC835KB
14.4 Volt Compact Impact Driver



DW941K
14.4 Volt Heavy Duty Shear



DW966K
14.4 Volt 10 mm Right Angle Drill



DW077PK/DW077PKH
Vertical/Horizontal Self Leveling Rotary Laser



DC022/DC021
Cordless/Corded Area Light and Charger



DC528N
Multi Voltage Fluorescent light - Bare Unit



DW918
14.4 Volt Heavy Duty Flexible Floodlight
- Bare Unit



DW906
14.4 Volt Heavy Duty Flashlight - Bare Unit



DC011
7.2 - 18 Volt Cordless/Corded Radio
Charger - Bare Unit



DC010
7.2 - 18 Volt Cordless/Corded Radio - Bare Unit



DC500
Cordless or Corded Wet/Dry Vacuum
- Bare Unit

SYSTEM
14.4
VOLT



DC935KB

14.4 Volt 13 mm Heavy Duty Cordless Hammerdrill/Driver



- Powerful 14.4 Volt combination tool for heavy duty hammerdrilling and screwdriving applications
- Three speed settings for optimum performance in high torque, normal use and high speed applications.
- 22 position adjustable torque control for uniform results and optimised precision when screwdriving
- 13 mm self-tightening chuck tightens throughout operation providing superior bit gripping strength
- Electronic brake for added control
- Modular design for easy access to key components and serviceability
- High performance fan cooled motor with replaceable brushes for maximum power and durability
- Ergonomically designed trigger and rubber grip
- Up to 50 Nm of sustained torque for maximum performance
- All metal gearing for efficient power transmission and longer tool life



Standard Equipment: 30 minute charger, 2 batteries, Multi position side handle, Heavy duty carry case

DC935KB

Battery Capacity	NiMH 2.6 Ah
Chuck Capacity	1.5-13 mm
Power Output	350 Watts
No Load Speed	0-450 / 0-1450 / 0-1800 rpm
Beats per Minute	0-7650 / 0-24650 / 0-30600 bpm
Max Torque	50 Nm
Max. Drilling Capacity [Wood]	45 mm
Max. Drilling Capacity [Metal]	13 mm
Max. Drilling Capacity [Masonry]	14 mm
Weight	2.5 kg
Length x Height	270 x 245 mm

DC735KA/ DC735KB*

14.4 Volt 13 mm Compact Cordless Hammerdrill / Driver



- Powerful 14.4 Volt combination tool for hammerdrilling and screwdriving applications
- Compact, lightweight design
- 17 position adjustable torque control for consistent screwdriving into a variety of materials with different screw sizes
- Two speed settings, variable speed and reverse switch for controllable use
- Ergonomically designed trigger and rubber grip
- 13 mm single sleeve keyless chuck with automatic spindle lock for quick and easy bit change with one hand
- Electronic motor brake for added control
- High performance fan cooled motor for maximum power and durability
- All metal gearing for efficient power transmission and longer tool life
- LED light for improved visibility



Standard Equipment: 1 hour charger, 2 batteries, Heavy duty carrying case

NiMH* Available with 2.6 NiMH battery as B-Version

DC735KA/ DC735KB*

Battery Capacity	NiCd 2.0 Ah
Chuck Capacity	1.5-13 mm
Power Output	295 Watts
No Load Speed	0-400 / 0-1450 rpm
Beats per Minute	0-25000 bpm
Max Torque	40 Nm
Max. Drilling Capacity [Wood]	35 mm
Max. Drilling Capacity [Metal]	13 mm
Max. Drilling Capacity [Masonry]	13 mm
Weight	2.2 kg
Length x Height	225 x 239 mm

DC731KA/ DC731KB*

14.4 Volt 13 mm Compact Cordless Drill Driver



- Powerful 14.4 Volt drill driver for drilling and screwdriving applications
- Compact, lightweight design
- 17 position adjustable torque control for consistent screwdriving into a variety of materials with different screw sizes
- Ergonomically designed trigger and rubber grip
- 13mm single sleeve keyless chuck with automatic spindle lock for quick and easy bit change with one hand
- Two speed settings, variable speed and reverse switch for controllable use
- Electronic motor brake for added control
- High performance fan cooled motor for maximum power and durability
- All metal gearing for efficient power transmission and longer tool life
- LED light for improved visibility



Standard Equipment: 1 hour charger, 2 batteries, Heavy duty carrying case

NiMH* Available with 2.6 NiMH battery as B-Version

DC731KA/ DC731KB*

Battery Capacity	NiCd 2.0 Ah
Chuck Capacity	1.5-13 mm
Power Output	295 Watts
No Load Speed	0-400 / 0-1450 rpm
Max Torque	40 Nm
Max. Drilling Capacity [Wood]	35 mm
Max. Drilling Capacity [Metal]	13 mm
Weight	2.1 kg
Length x Height	210 x 239 mm

DC730KA

14.4 Volt 10 mm Compact Cordless Drill Driver



- Powerful 14.4 Volt drill driver for drilling and screwdriving applications
- Compact, lightweight design
- 17 position adjustable torque control for consistent screwdriving into a variety of materials with different screw sizes
- Two speed settings, variable speed and reverse switch for controllable use
- Ergonomically designed trigger and rubber grip
- 10 mm single sleeve keyless chuck with automatic spindle lock for quick and easy bit change with one hand
- Electronic motor brake for added control
- High performance fan cooled motor for maximum power and durability
- All metal gearing for efficient power transmission and longer tool life
- LED light for improved visibility



Standard Equipment: 1 hour charger, 2 batteries, Heavy duty carrying case

DC730KA

Battery Capacity	NiCd 1.3 Ah
Chuck Capacity	1.5-10 mm
Power Output	295 Watts
No Load Speed	0-400 / 0-1450 rpm
Max Torque	35 Nm
Max. Drilling Capacity [Wood]	35 mm
Max. Drilling Capacity [Metal]	10 mm
Weight	1.9 kg
Length x Height	203 x 233 mm

DC830KB

14.4 Volt Compact Cordless Impact Wrench

NiMH



- Durable frameless high speed motor delivers up to 180 Nm of max torque
- All metal gearing for efficient power transmission and long tool life
- Aluminium front housing provides greater heat dispersion increasing motor life
- Improved variable speed switch and electronic motor brake for complete control for both setting and removing fasteners
- 1/2" square drive allows for quick and easy bit changes
- Compact body enables use in tight spaces
- Rubber coated grip and rear of the tool to reduce surface vibration and user fatigue
- LED light for improved visibility of fastener



Standard Equipment: 30 minute fast charger, 2 batteries, Heavy duty carrying case

DC830KB

Battery Capacity	NiMH 2.6 Ah
Bit Holder	1/2"
Power Output	240 Watts
No Load Speed	0-2400 rpm
Impacts per Minute	0-2700 ipm
Max. Torque	180 Nm
Max. Bolt Diameter	M16
Weight	1.8 kg
Length x Height	146 x 231 mm

DC835KB

14.4 Volt Compact Cordless Impact Driver

NiMH



- Durable frameless high speed motor delivers up to 140 Nm of max torque
- All metal gearing for efficient power transmission and long tool life
- Aluminium front housing provides greater heat dispersion increasing motor life
- Improved variable speed switch and electronic motor brake for complete control for both setting and removing fasteners
- 6.35 mm keyless hex-drive allows for quick and easy bit changes
- Compact body enable use in tight spaces
- Rubber coated grip and rear of the tool to reduce surface vibration and user fatigue
- LED light for improved visibility of fastener



Standard Equipment: 30 minute fast charger, 2 batteries, Heavy duty carrying case

DC835KB

Battery Capacity	NiMH 2.6 Ah
Bit Holder	1/4"
Power Output	240 Watts
No Load Speed	0-2400 rpm
Impacts per Minute	0-2700 ipm
Max Torque	140 Nm
Max. Bolt Diameter	M12
Weight	1.8 kg
Length x Height	146 x 231 mm

DW941K

14.4 Volt Cordless Shear



- Powerful DEWALT fan cooled motor with replaceable brushes delivers high speed cutting in 1.2 mm sheet metal at 4.4 m/min
- Head swivels 360° which allows user to access tight quarters while maintaining comfort
- Perfectly clear, unimpeded view of work surface and cutting line
- Cuts 5.5 mm strip which continuously curls out of the cutting area providing consistent and accurate burr-free cuts at minimal force and without the need of refinishing
- Variable speed and electronic brake for greater control and user safety
- Distortion-free cutting at recommended max. cutting thicknesses of 1.2 mm in steel/aluminum and 0.9mm in stainless steel
- 13 mm minimum diameter to align the blades and to cut into 1.2 mm thick sheet metal
- 140 mm minimum cutting radius in 1.2 mm sheet metal
- 42.7 m maximum length of cut per charge in 1.2 mm sheet metal
- Modular component design for trouble-free servicing
- Rubber coated grip to reduce surface vibration and user fatigue



Standard Equipment: 1 hour charger, 1 battery, Allen key, Heavy duty carrying case

DW941K

Battery Capacity	NiCd 2.0 Ah
Power Output	295 Watts
No Load Stroke Rate	0-2300 spm
Max. Depth of Cut [Metal]	1.2 mm
Weight	2.4 kg
Length x Height	336 x 230 mm

DW966K

14.4 Volt 10 mm Compact Cordless Right Angle Drill



- Powerful fan cooled motor delivers up to 24 Nm of sustained torque for turning large drill bits and fasteners
- 2 speed ranges 0-400/0-1,250 rpm for increased user flexibility to achieve a wide range of applications
- Forward, reverse, variable speed and electronic motor brake for total control
- Durable, right angle transmission with sealed ball bearings and cut-steel gears for a longer tool life
- Multi-grip trigger provides comfort and convenience by allowing the user to get into tighter spaces while still having access to the trigger
- Variable speed and reversing gives the user the ability to control speed for greater accuracy, and the convenience of reverse
- Modular design for trouble free servicing



Standard Equipment: 1 hour charger, 1 battery, Heavy duty carrying case

DW966K

Battery Capacity	NiCd 2.0 Ah
Chuck Capacity	1.0-10 mm
Power Output	220 Watts
No Load Speed	0-400/0-1,250 rpm
Max Torque	24 Nm
Max. Drilling Capacity [Wood]	28 mm
Max. Drilling Capacity [Metal]	10 mm
Weight	2.1 kg
Length x Height	323 x 125 mm





DC945KB
12 Volt 13 mm Heavy Duty Cordless Hammerdrill/Driver



DC940KB
12 Volt 13 mm Heavy Duty Cordless Drill Driver



DC745KA / DC745KB
12 Volt 13 mm Compact Cordless Hammerdrill/Driver



DC743KA/DC743KB
12 Volt 13 mm Compact Cordless Drill/Driver



DC742KA/DC742KB
12 Volt 10 mm Compact Cordless Drill/Driver



DC740KA / DC740KB
12 Volt 10 mm Cordless Drill/Driver



DC845KB
12 Volt Compact Cordless Impact Driver



DC840KB
12 Volt Compact Cordless Impact Wrench



DW965K
12 Volt Heavy Duty Cordless 10 mm Right Angle Drill



DW979K2
12 Volt Heavy Duty Cordless Screwdriver



DC602
12 Volt Heavy Duty 18 Gauge Cordless Nailer



DC540/DC540K
12 Volt 310 ml Cartridge Cordless Sealant Gun



DC542/DC542K
12 Volt 600 ml Satchet & 310ml Cartridge Cordless Sealant Gun



DW077PK/DW077PKH
Heavy Duty Cordless Self Levelling Rotary Laser



DC022/DC021
Corded/Cordless Area Light and Charger - Bare Unit



DC528N
Cordless Multi Voltage Florescent Light - Bare Unit



DW915
12 Volt Heavy Duty Cordless Flashlight - Bare Unit



DW904
12 Volt Heavy Duty Cordless Flashlight - Bare Unit



DC011
7.2 - 18 Volt Cordless/Corded Radio Charger - Bare Unit



DC010
7.2 - 18 Volt Cordless/Corded Radio - Bare Unit



DC500
Cordless or Corded Wet/Dry Vacuum - Bare Unit

SYSTEM
12
VOLT



DC945KB

12 Volt 13 mm Heavy Duty Cordless Hammerdrill / Driver



- Powerful 12 Volt combination tool for heavy duty hammerdrilling and screwdriving applications
- Three speed settings for optimum performance in high torque, normal use and high speed applications.
- 22 position adjustable torque control for uniform results and optimised precision when screwdriving
- Up to 48 Nm of sustained torque for maximum performance
- 13 mm self-tightening chuck tightens throughout operation providing superior bit gripping strength
- Ergonomically designed trigger and rubber grip
- Electronic brake for added control
- High performance DEWALT fan cooled motor with replaceable brushes for maximum power and durability
- All metal gearing for efficient power transmission and longer tool life
- Modular design for easy access to key components and serviceability



Standard Equipment: 30 minute charger, 2 batteries, Multi position side handle, Heavy duty carrying case

DC945KB

Battery Capacity	NiMH 2.6 Ah
Chuck Capacity	1.5-13 mm
Power Output	310 Watts
No Load Speed	0-450 / 0-1450 / 0-1800 rpm
Beats per Minute	0-7650 / 0-24650 / 0-30600 bpm
Max Torque	48 Nm
Max. Drilling Capacity [Wood]	38 mm
Max. Drilling Capacity [Metal]	13 mm
Max. Drilling Capacity [Masonry]	13 mm
Weight	2.4 kg
Length x Height	270 x 245 mm

DC745KA/ DC745KB*

12 Volt 13 mm Compact Cordless Hammerdrill / Driver



- Powerful 12 Volt combination tool for hammerdrilling and screwdriving applications
- Compact, lightweight design
- 17 position adjustable torque control for consistent screwdriving into a variety of materials with different screw sizes
- Two speed settings, variable speed and reverse switch for controllable use
- Ergonomically designed trigger and rubber grip
- 13 mm single sleeve keyless chuck with automatic spindle lock for quick and easy bit change with one hand
- Electronic motor brake for added control
- High performance fan cooled motor for maximum power and durability
- All metal gearing for efficient power transmission and longer tool life
- LED light for improved visibility



Standard Equipment: 1 hour charger, 2 batteries, Heavy duty carrying case

NiMH* Available with 2.0 NiMH battery as B-Version

DC745KA/ DC745KB*

Battery Capacity	NiCd 2.0 Ah
Chuck Capacity	1.5-13 mm
Power Output	240 Watts
No Load Speed	0-400 / 0-1450 rpm
Beats per Minute	0-25000 bpm
Max Torque	35 Nm
Max. Drilling Capacity [Wood]	28 mm
Max. Drilling Capacity [Metal]	13 mm
Max. Drilling Capacity [Masonry]	13 mm
Weight	2.1 kg
Length x Height	225 x 239 mm

DC940KB

12 Volt 13 mm Heavy Duty Cordless Drill Driver



- Powerful 12 Volt drill driver for drilling and screwing applications
- Three speed settings for optimum performance in high torque, normal use and high speed applications.
- 22 position adjustable torque control for uniform results and optimised precision when screwdriving
- Up to 48 Nm of sustained torque for maximum performance
- 13 mm single sleeve keyless chuck with automatic spindle lock for quick and easy bit change with one hand
- Ergonomically designed trigger and rubber grip
- Electronic brake for added control
- High performance DEWALT fan cooled motor with replaceable brushes for maximum power and durability
- All metal gearing for efficient power transmission and longer tool life
- Modular design for easy access to key components and serviceability



Standard Equipment: Multi position side handle, 30 minute charger, 2 batteries, Heavy duty carry case

DC940KB

Battery	NiMH 2.6 Ah
Chuck Capacity	1.5-13 mm
Power Output	310 Watts
No Load Speed	0-450 / 0-1450 / 0-1800 rpm
Max. Torque	48 Nm
Max. Drilling Capacity [Wood]	38 mm
Max. Drilling Capacity [Metal]	13 mm
Weight	2.3 kg
Length x Height	261 x 245 mm

DC743KA / DC743KB*

12 Volt 13 mm Compact Cordless Drill Driver



- Powerful 12 Volt drill driver for drilling and screwdriving applications
- Compact, lightweight design
- 17 position adjustable torque control for consistent screwdriving into a variety of materials with different screw sizes
- Two speed settings, variable speed and reverse switch for controllable use
- Ergonomically designed trigger and rubber grip
- 13 mm single sleeve keyless chuck with automatic spindle lock for quick and easy bit change with one hand
- Electronic motor brake for added control
- High performance fan cooled motor for maximum power and durability
- All metal gearing for efficient power transmission and longer tool life
- LED light for improved visibility



Standard Equipment: 1 Hour charger, 2 batteries, Heavy duty carrying case
NiMH *Available with 2.6 NiMH battery as B-Version

DC743KA / DC743KB*

Battery Capacity	NiCd 2.0 Ah
Chuck Capacity	1.5-13 mm
Power Output	240 Watts
No Load Speed	0-400 / 0-1450 rpm
Max Torque	35 Nm
Max. Drilling Capacity [Wood]	28 mm
Max. Drilling Capacity [Metal]	13 mm
Weight	2.0 kg
Length x Height	210 x 239 mm

DC742KA

12 Volt 10 mm Compact Cordless Drill Driver



- Powerful 12 Volt drill driver for drilling and screwdriving applications
- Compact, lightweight design
- 17 position adjustable torque control for consistent screwdriving into a variety of materials with different screw sizes
- Two speed settings, variable speed and reverse switch for controllable use
- Ergonomically designed trigger and rubber grip
- 10 mm single sleeve keyless chuck with automatic spindle lock for quick and easy bit change with one hand
- Electronic motor brake for added control
- High performance fan cooled motor for maximum power and durability
- All metal gearing for efficient power transmission and longer tool life
- LED light for improved visibility



Standard Equipment: 1 hour charger, 2 batteries, Heavy duty carrying case

DC742KA

Battery Capacity	NiCd 1.3 Ah
Chuck Capacity	1.5-10 mm
Power Output	240 Watts
No Load Speed	0-400 / 0-1450 rpm
Max Torque	32 Nm
Max. Drilling Capacity [Wood]	28 mm
Max. Drilling Capacity [Metal]	10 mm
Weight	1.7 kg
Length x Height	203 x 233 mm

DC740KA / DC740KB*

12 Volt 10 mm Cordless Drill Driver



- Powerful 12 Volt drill driver for drilling and screwdriving applications
- Extremely compact and lightweight design for working in confined areas
- 10 mm single sleeve chuck and spindle lock for quick and easy bit change with one hand
- Ergonomically designed trigger and rubber grip for comfort and ease of use
- Two speed settings, variable speed and reverse switch for maximum control
- 14 Position adjustable torque control for consistent screwdriving into a variety of materials with different screw sizes
- Electric motor brake for added control
- All metal gearing for efficient power transmission and longer tool life
- Modular design for easy access to key components and excellent serviceability



Standard Equipment: 1 hour charger, 2 batteries, Heavy duty carrying case
NiMH *Available with 2.0 NiMH battery as B-Version

DC740KA / DC740KB*

Battery Capacity	NiCd 1.3 Ah
Chuck Capacity	1.0-10 mm
Power Output	190 Watts
No Load Speed	0-350 / 0-1200 rpm
Max Torque	20 Nm
Max. Drilling Capacity [Wood]	25 mm
Max. Drilling Capacity [Metal]	10 mm
Weight	1.6 kg
Length x Height	212 x 225 mm

DC840KB

12 Volt Compact Cordless Impact Wrench



- Durable frameless high speed motor delivers up to 160 Nm of max torque
- All metal gearing for efficient power transmission and long tool life
- Aluminium front housing provides greater heat dispersion increasing motor life
- Improved variable speed switch and electronic motor brake for complete control for both setting and removing fasteners
- 1/2" square drive allows for quick and easy bit changes
- Compact body enables use in tight spaces
- Rubber coated grip and rear of the tool to reduce surface vibration and user fatigue
- LED light for improved visibility of fastener



Standard Equipment: 30 minute charger, 2 batteries, Heavy duty carrying case

DC840KB

Battery Capacity	NiMH 2.6 Ah
Bit Holder	1/2"
Power Output	220 Watts
No Load Speed	0-2400 rpm
Impacts per Minute	0-2700 ipm
Max. Torque	160 Nm
Max. Bolt Diameter	M16
Weight	1.7 kg
Length x Height	146 x 231 mm

DC845KB

12 Volt Compact Cordless Impact Driver



- Durable frameless high speed motor delivers up to 130 Nm of max torque
- All metal gearing for efficient power transmission and long tool life
- Aluminium front housing provides greater heat dispersion increasing motor life
- Improved variable speed switch and electronic motor brake for complete control for both setting and removing fasteners
- 6.35 mm keyless hex-drive allows for quick and easy bit changes
- Compact body enable use in tight spaces
- Rubber coated grip and rear of the tool to reduce surface vibration and user fatigue
- LED light for improved visibility of fastener



Standard Equipment: 30 minute charger, 2 batteries, Heavy duty carrying case

DC845KB

Battery Capacity	NiMH 2.6 Ah
Bit Holder	1/4"
Power Output	220 Watts
No Load Speed	0-2400 rpm
Impacts per Minute	0-2700 ipm
Max Torque	130 Nm
Max. Bolt Diameter	M12
Weight	1.7 kg
Length x Height	146 x 231 mm

DW965K

12 Volt 10 mm Compact Cordless Right Angle Drill



- Powerful fan cooled motor delivers up to 20 Nm of sustained torque for turning large bits and fasteners
- 2 speed ranges 0-400/0-1200 rpm for increased user flexibility providing a wide range of applications
- Durable, right angle transmission with sealed ball bearings and cut-steel gears for a longer tool life
- Multi-grip trigger provides comfort and convenience by allowing the user to get into tighter spaces while still having access to the trigger
- Forward, reverse, variable speed and electronic motor brake for total control
- Modular component design for trouble free servicing



Standard Equipment: 1 hour charger, 1 battery, Heavy duty carrying case

DW965K

Battery Capacity	NiCd 2.0 Ah
Chuck Capacity	1.0-10 mm
Power Output	190 Watts
No Load Speed	0-400 / 0-1200 rpm
Max Torque	20 Nm
Max. Drilling Capacity [Wood]	25 mm
Max. Drilling Capacity [Metal]	10 mm
Weight	2.0 kg
Length x Height	323 x 125 mm

DC602KB

12 Volt 18 Gauge Cordless Nailer



- The tool works as fast as you do with consistent nail penetration
- The sequential operating mode allows for precision placement and the bump operating mode provides the user with production speed
- Depths can be easily referenced utilising numbered dial and user does not sacrifice performance when changing depths
- Provides easy access to the nosepiece for the simple removal of a jammed fastener without the use of screwdrivers or tool wrenches
- User can engage contact tip
- Visibility in low-light conditions
- Versatility in the loading and unloading
- Top cap is impact resistant and easy to remove for troubleshooting
- Provides increased portability and versatility on the job-site
- Increased visibility and durability along with protection for work-surface from the contact-trip



Standard Equipment: 30 minute charger, 2 batteries, Heavy duty carrying case

DC602KB

Nail Diameter	1.2 mm
Battery Capacity	NiMH 2.6 Ah
Magazine angle	0°
Nail Length	16-50 mm
Magazine capacity	110 Nails
Firing mode	Bump & Sequential
Weight	3.0 kg
Width x Length x Height	95 x 295 x 290 mm

DC540K/ DC540

12 Volt 310 ml Cordless Cartridge Sealant Gun



- 2900 N push force suitable for high viscosity urethanes and adhesives
- Variable speed control dial for pre-selection of dispensing speed
- Electronic trigger with variable speed & automatic overload protection
- Ergonomic T-handle design with rubber grip for extra comfort
- All-metal gear transmission for high pushing force and long tool life
- Auto reversing feature prevents material from being expelled when trigger is released
- Manual clutch-release for rapid loading



Standard Equipment: 1 hour charger, 1 battery, Cartridge holder

*Available as a bare unit, without batteries and charger as N-Version

DC540K/ DC540

Battery Capacity	2.6 Ah
Carrier Size	310 ml
Applicator	Cartridge
Push Force	2900 N (295Kg)
Push Speed	25-584 mm/min
Weight	2.8/2.1 kg
Length	472 mm

DC542K/ DC542*

12 Volt 600 ml Satchet and 310 ml Cartridge Cordless Sealant Gun



- 2900 N push force suitable for high viscosity urethanes and adhesives
- Variable speed control dial for pre-selection of dispensing speed
- Electronic trigger with variable speed & automatic overload protection
- Ergonomic T-handle design with rubber grip for extra comfort
- All-metal gear transmission for high pushing force and long tool life
- Auto reversing feature prevents material from being expelled when trigger is released
- Manual clutch-release for rapid loading



Standard Equipment: 1 hour charger, 1 battery, Satchet barrel, Cartridge holder, Conversion kit

*Available as a bare unit, without batteries and charger as N-Version, DC542K not available in the UK

DC542K/ DC542*

Battery Capacity	2.6 Ah
Carrier Size	310-600 ml
Applicator	Cartridge & Satchet
Push Force	2900 N (295Kg)
Push Speed	25-584 mm/min
Weight	3.1/2.4* kg
Length	734 mm

DW979K2

12 Volt Cordless Drywall Screwdriver



- Compact and ergonomic 12 Volt drywall screwdriver
- Removable depth sensitive "set and forget" nosepiece for consistent fastener depth
- 6.35 mm hex shank magnetic tool holder
- Up to 8.5 Nm of sustainable torque for maximum performance
- Ergonomically-designed soft grip and trigger for added user comfort
- Two speed settings, variable speed and reverse switch for maximum control
- Electronic motor brake for added control
- High performance fan cooled motor with replaceable brushes for maximum power and durability
- All metal gearing for efficient power transmission and longer tool life
- Modular design for easy access to key components and excellent serviceability



Standard Equipment: 1 hour charger, 2 batteries, Magnetic bit holder, Screwdriver bit, Heavy duty carrying case

DW979K2

Battery Capacity	NiCd 2.0 Ah
Tool Holder	(Hex) 6.35 mm
Power Output	220 Watts
No Load Speed	0-800 / 0-2300 rpm
Max Torque	8.5 Nm
Weight	1.9 kg
Length x Height	307 x 231 mm

DC750KA

9.6 Volt 10 mm Cordless Drill Driver



- Powerful 9.6 Volt drill driver for drilling and screwdriving applications
- Extremely compact, lightweight design for working in confined areas
- 14 position adjustable torque control for consistent screwdriving into a variety of materials with different screw sizes
- 10 mm single sleeve chuck with automatic spindle lock for quick and easy bit change with one hand
- Two speed settings, variable speed and reverse switch for maximum control
- Ergonomically designed trigger and rubber grip for comfort and ease of use
- Electronic motor brake for added control
- High performance fan cooled motor for maximum power and durability
- All metal gearing for efficient power transmission and longer tool life
- Modular design for easy access to key components and excellent serviceability



Standard Equipment: 1 hour charger, 2 batteries, Heavy duty carrying case

DC750KA

Battery Capacity	NiCd 1.3 Ah
Chuck Capacity	1.0-10 mm
Power Output	175 Watts
No Load Speed	0-300 / 0-1100 rpm
Max Torque	19 Nm
Max. Drilling Capacity [Wood]	22 mm
Max. Drilling Capacity [Metal]	10 mm
Weight	1.5 kg
Length x Height	215 x 225 mm

DW955K*

9.6 Volt 10 mm Compact Cordless Right Angle Drill



- Powerful fan cooled motor delivers up to 17 Nm of sustained torque for turning large bits and fasteners
- Forward, reverse, variable speed and electronic motor brake for total control
- 2 speed ranges 0-400/0-1100 rpm for increased user flexibility providing a wide range of applications
- Durable, right angle transmission with sealed ball bearing for a longer tool life
- Modular component design for trouble free servicing



Standard Equipment: 1 hour charger, 1 battery, Heavy duty carrying case

*DW955K not available in the UK

DW955K*

Battery Capacity	NiCd 2.0 Ah
Chuck Capacity	1.0-10 mm
Power Output	135 Watts
No Load Speed	0-400 / 0-1100 rpm
Max Torque	17 Nm
Max. Drilling Capacity [Wood]	22 mm
Max. Drilling Capacity [Metal]	10 mm
Weight	1.9 kg
Length x Height	323 x 125 mm

DW920K/ DW920KH*

7.2 Volt Cordless Two Position Screwdriver



- Hinged handle with position lock for two grip positions (in-line and pistol grip)
- 15 position adjustable torque control for consistent screwdriving into a variety of materials with different screw sizes
- Variable speed and reverse switch for added versatility
- Electronic motor brake for better control
- Heavy duty quick release chuck
- Long life switch with large aluminium heat sink for better heat dissipation and greater durability



Standard Equipment: 1 hour charger, 1 battery, Heavy duty carrying case

*Available with 1.3 NiCd batteries as H-Version, DW920KH not available in the UK

DW920K/ DW920KH*

Battery Capacity	NiCd 1.3 Ah
Tool Holder	(Hex) 6.35 mm
Power Output	125 Watts
No Load Speed	0-500 rpm
Max Torque	10 Nm
Weight	1 kg
Length	355 mm

DC600KA*

3.6 Volt Compact Cordless 3 Position Screwdriver



- A 3 position locking pivot operated from left or right and a gearbox diameter of only 40 mm for easy access to the tightest of working spaces with maximum user control
- Two speed control and 8 torque settings ideal for screwdriving applications and pilot drilling
- Pistol grip, soft grip handle and a rapid actuation switch for superior ergonomics and maximum user control in any working position
- Quick release 6.35 mm magnetic collet for ease of use and convenience
- All metal gearbox, metal gearcase and robust xenoy tool housing tough enough for the professional workplace
- Optimised working range in lower power applications upto 6 Nm for when it is a priority not to damage the screwhead or workpiece or where it is critical not to overtighten fixings
- LED light operated by an independent switch for visibility in tight working spaces



Standard Equipment: 1 hour charger, 2 batteries, Screwdriver bit, Heavy duty carrying case

*Available in cardboard carton with 1 hour charger and 1 battery as DC600

DC600KA*

Battery Capacity	NiCd 1.2 Ah
Tool Holder	(Hex) 6.35 mm
No Load Speed	200/600 rpm
Max Torque	6 Nm
Weight	0.7 kg
Length x Height	300 x 65 mm



DC022/ DC021

Cordless/Corded Area Light and Charger



DC022
Cordless/Corded Area Light and Charger

- Runs off mains and 12 Volt to 18 Volt DeWALT NiCd/ NiMH batteries
- Charges **two** DeWALT 7.2 Volt to 18 Volt NiCd/ NiMH batteries
- **2 power outlets offers more versatility for jobsite power**
- Compact , lightweight design provides quick and easy fold-up, transport and storage
- Spring loaded battery hold down keeps batteries in place when transporting from place to place

DC021
Cordless/Corded Area Light and Charger

- Runs off mains and 12 Volt to 18 Volt DeWALT NiCd/ NiMH batteries
- Charges **one** DeWALT 7.2 Volt to 18 Volt NiCd/ NiMH battery
- Compact , lightweight design provides quick and easy fold-up, transport and storage
- Spring loaded battery hold down keeps battery in place when transporting from place to place



Standard Equipment: No batteries included

DC022/ DC021	
Power Source	12 - 18V DC - AC
Voltage	7.2 - 18 V
Battery	Not included
Bulb Type	Fluorescent
Brightness	2700 Lumens
Charge time	1 hr
Weight	5.1 kg
Length x Height	433 x 174 mm

DC011/ DC010

7.2 -18 Volt Cordless/Corded Radio Charger



DC011
7.2 -18 Volt Cordless/Corded Radio Charger

- Runs off mains and 7.2 Volt to 18 Volt NiCd/ NiMH batteries
- Charges DeWALT 7.2 Volt to 18 Volt NiCd/ NiMH batteries
- Digital tuner with LCD display, built-in clock, and 8 station memory presets
- Dual pivoting 28 mm flexible antenna provides more durability and better reception
- Heavy Duty AM/ FM radio with auxiliary port allows user to listen to the radio or CD (when plugged into auxiliary port)
- Heavy Duty storage case allows storage for CD player and CDs
- High efficiency weather resistant speakers with dual bass ports for maximum bass and range
- The DeWALT 3-stage charging system provides maximum run-time and extends overall life of the battery
- Weather sealed charger door opens easily for fast battery changes

DC010
7.2 - 18 Volt Cordless/Corded Radio

- AM/ FM Stereo Radio
- Radio runs off mains and 7.2 Volt - 18V NiMH and NiCd batteries
- Work site durability and weather resistant



Standard Equipment: No batteries included

DC011/ DC010	
Voltage	7.2 - 18 V
Battery	Not included
Radio Power Source	AC - DC
Radio Frequencies	AM- FM Stereo
Charging Time	30-70 min
Weight	6.0 kg
Length x Height	548 x 366 mm

DC500

Cordless or Corded Wet/Dry Vacuum



- Runs off 12-18 Volt DeWALT battery packs or mains supply
- High efficiency filter traps 99.7% of dust as fine as 0.3 Microns
- Vacuums Wet or Dry without the need to change the filter
- Heavy Duty Washable Filter
- Heavy Duty rubber hose provides durability and flexibility
- On-board hose, cord and accessory storage provides convenient transport and storage
- Drain Port on tank for easy emptying of liquids



Standard Equipment: No batteries included, 2 metre heavy duty rubber hose, Crevice tool, Wide nozzle, Dust extraction adaptor

DC500	
Voltage	12-18 V
Battery	Not included
Power Input	300 Watts
Max. Airflow	15.9 l/sec
Tank volume	7.5 l
Power Source	AC/DC
Hose Nozzle Outside Diameter	32 mm
Blower	Yes
Weight	4.6 kg
Width x Length x Height	225 x 390 x 360 mm

Cordless Lighting solutions for every voltage and every job

DC022/DC021

7.2-18 Volt Cordless/Corded Area Light and Charger (Battery not included)



DC527N

18 Volt Heavy Duty Fluorescent Lamp (Battery and Charger not included)



DC528N

12 and 14.4 Volt Heavy Duty Fluorescent Lamp (Battery and Charger not included)



DC509

36 Volt Heavy Duty Flexible Flashlight (Battery and Charger not included)



DC519

28 Volt Heavy Duty Flexible Flashlight (Battery and Charger not included)



DW919

18 Volt Heavy Duty Flexible Flashlight (Battery and Charger not included)



DW918

14.4 Volt Heavy Duty Flexible Flashlight (Battery and Charger not included)



DW915

12 Volt Heavy Duty Flashlight (Battery and Charger not included)



DW908

18 Volt Heavy Duty Flashlight (Battery and Charger not included)



DW906

14.4 Volt Heavy Duty Flashlight (Battery and Charger not included)



DW904

12 Volt Heavy Duty Flashlight (Battery and Charger not included)



DW902

9.6 Volt Heavy Duty Flashlight (Battery and Charger not included)


















Flashlight Bulbs

Cat No.	Description	Bulb Type	For use with	Lux	Pack Quantity
DE9023	9.6 Volt Light Bulb	Xenon	DW902, DW913	150	2
DE9043	12 Volt Light Bulb	Xenon	DW904, DW915, DW906, DW918	281	2
DE9083	18 - 36 Volt Light Bulb	Xenon	DW908, DW919, DC509	325	2
DE5273	18 Volt Fluorescent Bulb	Fluorescent	DC527N, DC528N	665	1
DC0213	38W replacement bulb	Fluorescent	DC022, DC021, DC023	2700	1

For use with DEWALT cordless flashlight



DEWALT offers a complete cordless system in 9 different power ranges from 3.6V to 36V. Each voltage has one convenient interchangeable battery for all tools in the system.

		Amp Hours	 1 hour	 1 hour	 40 minutes	 1 hour	 1 hour	 15 minutes	 30 minutes	 1 hour	 1 hour	 1 hour
			DE9000	DE0246	DE9135	DE9112	DE9116	DE9117	DE9130	DC011	DE9216	DE9219
Heavy Duty NiCd Batteries												
	3.6V DE9054	1.2 Ah										✓
	7.2V DE9057	1.3 Ah			✓	✓	✓	✓	✓	✓	✓	
	9.6V DE9062	1.3 Ah			✓	✓	✓	✓	✓	✓	✓	
	9.6V DE9061	2.0 Ah			✓	✓	✓	✓	✓	✓	✓	
	12V DE9074	1.3 Ah			✓	✓	✓	✓	✓	✓	✓	
	12V DE9071	2.0 Ah			✓	✓	✓	✓	✓	✓	✓	
	12V DE9075	2.4 Ah			✓	✓	✓	✓	✓	✓	✓	
	14.4V DE9094	1.3 Ah			✓	✓	✓	✓	✓	✓	✓	
	14.4V DE9091	2.0 Ah			✓	✓	✓	✓	✓	✓	✓	
	14.4V DE9092	2.4 Ah			✓	✓	✓	✓	✓	✓	✓	
	18V DE9098	1.3 Ah			✓	✓	✓	✓	✓	✓	✓	
	18V DE9095	2.0 Ah			✓	✓	✓	✓	✓	✓	✓	
	18V DE9096	2.4 Ah			✓	✓	✓	✓	✓	✓	✓	
	24V DE0243	2.0 Ah		✓								
	24V DE0242	2.4 Ah		✓								
Heavy Duty NiMH Batteries			DE9000	DE0246	DE9135	DE9112	DE9116	DE9117	DE9130	DC011	DE9216	DE9219
	7.2V DE9084	2.0 Ah			✓	✓	✓		✓	✓	✓	
	12V DE9501	2.6 Ah			✓	✓	✓	✓	✓	✓	✓	
	14.4V DE9502	2.6 Ah			✓	✓	✓	✓	✓	✓	✓	
	18V DE9503	2.6 Ah			✓	✓	✓	✓	✓	✓	✓	
	24V DE0241	3.0 Ah		✓								
Heavy Duty Li-Ion Batteries NEW			DE9000	DE0246	DE9135	DE9112	DE9116	DE9117	DE9130	DC011	DE9216	DE9219
	18V DE9180	2.0 Ah			✓							
Heavy Duty Li-Ion Batteries NEW			DE9000	DE0246	DE9135	DE9112	DE9116	DE9117	DE9130	DC011	DE9216	DE9219
	28V DE9280	2.2 Ah	✓									
Heavy Duty Li-Ion Batteries NEW			DE9000	DE0246	DE9135	DE9112	DE9116	DE9117	DE9130	DC011	DE9216	DE9219
	36V DE9360	2.2 Ah	✓									



DCX6401



- DC900 36 Volt Heavy Duty Hammerdrill Driver
- DC308 36 Volt Heavy Duty Jigsaw
- DC300 36 Volt Heavy Duty Circular Saw
- DC509 36 Volt Heavy Duty Flexible Flashlight
- DE9360 36 Volt Nano Technology Batteries (x2)
- DE9000 36 Volt 1 Hour Charger

DCX5401



- DC910 28 Volt Heavy Duty Hammerdrill Driver
- DC310 28 Volt Heavy Duty Circular Saw
- DC318 28 Volt Heavy Duty Jigsaw
- DC519 28 Volt Heavy Duty Flashlight
- DE9280 28 Volt Nano Technology Batteries (x2)
- DE9000 28 Volt 1 Hour Charger

DCX6402



- DC234 36 Volt Heavy Duty Rotary Hammer
- DC305 36 Volt Heavy Duty Reciprocating Saw
- DC300 36 Volt Heavy Duty Circular Saw
- DC509 36 Volt Heavy Duty Flexible Flashlight
- DE9360 36 Volt Nano Technology Batteries (x2)
- DE9000 36 Volt 1 Hour Charger

DCX5402



- DC229 28 Volt Heavy Duty Rotary Hammer
- DC310 28 Volt Heavy Duty Circular Saw
- DC315 28 Volt Heavy Duty Reciprocating Saw
- DC519 28 Volt Heavy Duty Flashlight
- DE9280 28 Volt Nano Technology Batteries (x2)
- DE9000 28 Volt 1 Hour Charger

DC5PAKB



SYSTEM
18 VOLT
NiMH

- DC925 18 Volt Heavy Duty 13mm Hammerdrill/Driver
- DC390 18 Volt Heavy Duty 55mm Depth of Cut Circular Saw
- DC385 18 Volt Heavy Duty Cordless Reciprocating Saw
- DC330 18 Volt Heavy Duty Jigsaw
- DW919 18 Volt Heavy Duty Flexible Flashlight
- DE9503 18 Volt NiMH Batteries (x2)
- DE9130 30 Minute Charger

DC925CB



SYSTEM
18 VOLT
NiMH

- DC925 18 Volt Heavy Duty 13mm Hammerdrill/Driver
- DC385 18 Volt Heavy Duty Cordless Reciprocating Saw
- DE9503 18 Volt NiMH Batteries (x2)
- DE9130 30 Minute Charger

DC935SB



SYSTEM
14.4 VOLT
NiMH

- DC935 14.4 Volt Heavy Duty 13mm Hammerdrill/Driver
- DW935 14.4 Volt Heavy Duty 41mm Depth of Cut Circular Saw
- DE9502 14.4 Volt NiMH Batteries (x2)
- DE9130 30 Minute Charger

DC925JB



SYSTEM
18 VOLT
NiMH

- DC925 18 Volt Heavy Duty 13mm Hammerdrill/Driver
- DC330 18 Volt Heavy Duty Jigsaw
- DE9503 18 Volt NiMH Batteries (x2)
- DE9130 30 Minute Charger

DC4PAKB



SYSTEM
18 VOLT
NiMH

- DC925 18 Volt Heavy Duty 13mm Hammerdrill/Driver
- DC390 18 Volt Heavy Duty 55mm Depth of Cut Circular Saw
- DC385 18 Volt Heavy Duty Cordless Reciprocating Saw
- DW919 18 Volt Heavy Duty Flexible Flashlight
- DE9503 18 Volt NiMH Batteries (x2)
- DE9130 30 Minute Charger

DC925SB



SYSTEM
18 VOLT
NiMH

- DC925 18 Volt Heavy Duty 13mm Hammerdrill/Driver
- DC390 18 Volt Heavy Duty 55mm Depth of Cut Circular Saw
- DE9503 18 Volt NiMH Batteries (x2)
- DE9130 30 Minute Charger

DC945FB



SYSTEM
12 VOLT
NiMH

- DC945 12 Volt Heavy Duty 13mm Hammerdrill/Driver
- DW904 12 Volt Flashlight
- DE9501 12 Volt NiMH Batteries (x2)
- DE9130 30 Minute Charger

CONSTRUCTIONS INSTRUMENTS



To help you choose the right laser - please consider the following • Manual or self levelling • Laser functions • Working inside or outside • Working range/distance

	Manual Level			DW071K					DW099P		
	Self Level	DW077K	DW076K		DW096PK	DW060K	DW084K	DW087K	DW082K		
LEVEL	Horizontal Levelling	Interior	●	●	●	●	●	●	●	●	
LEVEL		Exterior	●	●	●	●	●	●	●	●	
VERTICAL	Vertical Alignment	Interior	●	●	●	●	●	●	●	●	
VERTICAL		Exterior	●	●	●	●	●	●	●	●	
FACE SQUARE	Face Square	Interior					●				
LEVEL & SQUARE	Level & Square	Interior					●			●	
LEVEL & SQUARE		Exterior					●			●	
90° SQUARE	90° Square	Interior				●					
VERTICAL & SQUARE	Vertical & Square	Interior	●				●			●	
TRANSFER	Vertical Transfer	Interior	●				●		●	●	
ANGLE TRANSFER	Angle Transfer	Interior & Exterior			●						
ANGLE SETTING	Angle Setting	Interior				●					
DISTANCE ESTIMATION	Distance Estimation	Exterior			●						
VISIBLE* DISTANCE	Optimum Working Range	Visible working range (m)	30	15	30	100	15	25	15	15	25
DETECTOR		Working range with detector (m)	300	300	100	n/a	n/a	n/a	n/a	n/a	n/a

*Optimum working range is based upon well illuminated areas and without aids The optimum range can be exceeded in certain light conditions

DW077PK / DW077PKH*

Complete Laser Kit



- Fully automatic horizontal & vertical rotary laser
- Levelling accuracy of 0.1 mm/m
- Multi-voltage compatibility with 9.6 - 18 Volt NiCd / NiMH DeWALT batteries
- Protected rotary head & weatherproof design deliver interior & exterior jobsite durability
- Wireless (IR) remote control operated scan mode generates a line between two points for an extremely bright beam over long distances
- Remote control allows single person operation over long distances
- Built-in beam splitting prism allows easy 90° lay out and plumb up applications
- The remote control features a manual button to allow the user to tilt the laser plane in both Y & X axis
- Wall mount allows the laser to be attached to a wall for drop ceiling installation

Standard Equipment: DW077K Laser Kit, DE0735 Telescopic Tripod, DE0737 Combi Grade Rod, DE0738 Gradient Bracket, DE0772 Laser Detector
 *Available with 2.6 Ah NiMH battery as PKH-Version

DW077PK / DW077PKH*

Laser class	3R, <5mW
Levelling accuracy	+/- 0.1 mm/m
Self-levelling range	+/- 5°
Indoor visibility range	30 m
Max. Working Range with Receiver	300 m
Rotation speed	0, 10, 80, 280, 800 rpm
sloping range in X and Y axis	+/- 5°
Power Source	9.6V - 18V, NiCd/NiMH DeWALT batteries
Tripod connection	5/8"
Weight	2.5 kg
Width x Length x Height	275 x 212 x 180 mm



DW087K

Self-Levelling Line Laser (Horizontal and Vertical)



- Self-levelling cross line laser is accurate to ± 0.3 mm/m in levelling applications
- Self-Levelling up to 4° surface angle with automatic out of level indication, marks a levelled line in seconds
- 2-button operation and low battery indication for ease of use
- Built-in magnetic pivot bracket mounts easily on metal surfaces
- Overmolded housing helps maintain calibration under jobsite conditions
- Includes 3 (AA) batteries for 20+ hours runtime
- Kit box protects unit and helps maintain calibration when stored in gang box




Standard Equipment: 3 x AA size alkaline batteries, Wall mount bracket, Heavy duty carrying case

DW087K

Laser class	2, <1mW
Accuracy	± 0.3 mm/m
Number of beams	2
Direction of beams	vertical/level
Indoor visibility range	15 m
Self-Levelling Range	$\pm 4^\circ$
Power Supply	4.5V - 3x AA
Tripod connection	1/4"
Weight	0.46 kg
Width x Length x Height	61 x 112 x 113 mm

DW060K

Tile Laser



- Cast Aluminium Body for increased accuracy and job site durability.
- Beams cross at 90 degrees for precision set out.
- Thin narrow beams aid alignment and increase accuracy.
- One button operation for easy of use.
- IP 53 Protection for increased durability



Standard Equipment: 2 x C-size alkaline batteries, Target card, Heavy duty carrying case

DW060K

Laser class	2, <1mW
Accuracy	± 0.2 mm/m
Number of beams	2
Direction of beams	Forward
Indoor visibility range	15 m
Power Supply	3v - 2 x C
Tripod connection	No
Weight	1.26 kg
Width x Length x Height	185 x 285 x 95 mm

DW096PK

26 x Auto Level Package



- Magnetically dampened compensator that maintains compensation over product life and for easy setup with optimum range and accuracy
- 26 x magnification for 100 m+ range
- 2 mm accuracy (1 km Double Run) for high quality work results
- Heavy-duty levelling base is fast and easy to setup and level
- 360° horizontal circle for precise measuring of horizontal angles
- Vial set-Up with final 1° self levelling capability for extra ease of use



Standard Equipment: Heavy duty 2.44 m aluminum grade rod, Aluminium construction tripod, String plumb bob, Heavy duty carrying case

DW096PK

Levelling Type	Auto
Magnification	26x
Accuracy	2 mm
Range	100 m
Stadia Ratio	1:100
Horizontal Circle Type	Continuous Drive
Weight	1.72 kg
Width x Length x Height	130 x 207 x 145 mm

DW084K

Self Levelling Plumb, Level and Square 4 Beam Laser Pointer



- Self-levelling 4 beam laser is accurate to ± 0.2 mm/m
- Self-Levelling up to 4° surface angle, finds plumb in seconds - no vials or knobs to adjust
- One button operation is fast and easy to use
- Focused laser beam keeps dots small even over long distances for improved accuracy and visibility
- Overmolded housing helps maintain calibration under jobsite conditions
- Locating magnets hold laser to metal track for easy positioning
- Kit box protects unit and helps maintain calibration when stored in gang box



Standard Equipment: 4 x AA size alkaline batteries, Heavy duty carrying case

DW084K

Laser class	2, <1mW
Levelling accuracy	+/- 0.2 mm/m
Self-levelling range	+/- 4°
Number of beams	4
Direction of beams	up/down/level/square
Indoor visibility range	25 m
Power Source	6V - 4x AA
Tripod connection	1/4"
Weight	0.55 kg
Width x Length x Height	50 x 128 x 100 mm

DW082K

Laser Plumb Bob



- Self-Levelling plumb bob is accurate to ± 0.2 mm/m
- Self-Levelling up to 4° surface angle, finds plumb in seconds - no vials or knobs to adjust
- One button operation is fast and easy to use
- Focused laser beam keeps dot small even over long distances for improved accuracy and visibility
- Cross-hair beam pattern helps user find centre of beam
- Rubber overmolded housing helps maintain calibration under jobsite conditions
- Locating magnets hold Laser Plumb Bob to metal track for easy positioning



Standard Equipment: 4 x AA size alkaline batteries, Heavy duty carrying case

DW082K

Laser class	2, <1mW.
Levelling accuracy	+/- 0.2 mm/m
Self-levelling range	+/- 4°
Number of beams	2
Direction of beams	up/down
Indoor visibility range	15 m
Power Source	6V - 4x AA
Tripod connection	1/4"
Weight	0.46 kg
Width x Length x Height	51 x 108 x 125 mm

DW099P

Manual Vertical, Level and Square 3 Beam Stick Laser Pointer



- Manual-level 3-beam laser accurate to ± 0.3 mm/m
- One button operation is fast and easy to use
- Focused laser beam keeps dots small even over long distances for improved accuracy and visibility
- 3 precision vials for increased accuracy on different planes
- Magnetic groove for attachment to steel door frames and pipes
- Levelling base for quick and easy manual levelling

Standard Equipment: Manual levelling base

DW099P

Laser class	2, <1mW
Levelling accuracy	+/- 0.3 mm/m
Number of beams	3
Direction of beams	up/level/square
Indoor visibility range	25 m
Power Source	4.5V - 3x AA
Tripod connection	1/4"
Weight	0.45 kg
Width x Length x Height	25 x 240 x 52 mm

Laser Level Attachments

DE0735



DE0736



DE0841



DE0737



DE0734



DE0772



DE0842



DE0738



DE0730



Cat. No.	Description
DE0730	Laser Target Card
DE0734	Aluminium Construction Grade Rod
DE0735	Elevated Laser Construction Tripod
DE0736	Aluminium Construction Tripod
DE0737	2.4 m Construction Grade Rod
DE0738	Gradient Setting Bracket
DE0772	Waterproof Digital Laser Detector with Clamp
DE0841	Lightweight 1/4 inch Mini Tripod
DE0842	Floor to Ceiling 1/4 inch Laser Pole



SCREWDRIVERS



Drywall Screwdrivers

Versaclutch Screwdrivers

Screwdrivers for Self Drilling Screws

Impact Wrenches



DW274K/ DW274KN*

Drywall Screwdriver



- Ideal for fastening drywall and panels to wooden or metal studs
- Removeable depth sensitive "set and forget" nosepiece for consistent fastener depth
- Soft grip surface on handle and switch to reduce vibration and enhance user comfort
- Lightweight and compact design to reduce user fatigue and increase productivity



Standard Equipment: Depth sensitive nose, Screwdriver bit holder & Ph2 screwdriver bit, Belt clip, Heavy duty carrying case

*Available with silent clutch as N-Version, DW274KN not available in the UK

DW274K/ DW274KN*

Max Torque	10 Nm
Power Input	540 Watts
Power Output	295 Watts
No Load Speed	0-4000 rpm
Max. Screw Diameter	4.8 mm
Tool Holder	(Hex) 6.35 mm
Weight	1.3 kg
Length x Height	306 x 186 mm

DW275K/ DW275KN*

High Speed Drywall Screwdriver



- Ideal for fastening drywall and panels to wooden or metal studs
- Removeable depth sensitive "set and forget" nosepiece for consistent fastener depth
- High speed for increased productivity
- Soft grip surface on handle and switch to reduce vibration and enhance user comfort
- Lightweight and compact design to reduce user fatigue and increase productivity



Standard Equipment: Depth sensitive nose, Screwdriver bit holder & Ph2 screwdriver bit, Belt clip, Heavy duty carrying case

*Available with silent clutch as N-Version, DW275K and DW275KN not available in the UK

DW275K/ DW275KN*

Max Torque	10 Nm
Power Input	540 Watts
Power Output	295 Watts
No Load Speed	0-5300 rpm
Max. Screw Diameter	4.8 mm
Tool Holder	(Hex) 6.35 mm
Weight	1.3 kg
Length x Height	306 x 186 mm

DW268K*

Versaclutch Screwdriver



- Ideal for screwdriving applications in wood, plastic and metal
- Versatile tool with torque control up to 26 Nm
- Unique Versa Clutch Torque Control System allows a torque level to be set whilst maintaining an override capability for driving screws into material of inconsistent density such as wood
- Soft grip surface on handle and switch to reduce vibration and enhance user comfort
- Lightweight and compact design to reduce user fatigue and increase productivity



Standard Equipment: Heavy duty carrying case

*DW268K not available in the UK

DW268K*

Max Torque	4-26 Nm
Power Input	540 Watts
Power Output	295 Watts
No Load Speed	0-2500 rpm
Max. Screw Diameter	6.3 mm
Tool Holder	(Hex) 6.35 mm
Weight	1.3 kg
Length x Height	301 x 187 mm

DW269K*

High Torque Versaclutch Screwdriver



- Ideal for screwdriving applications in wood, plastic and metal
- Versatile tool with torque control up to 42 Nm
- Unique Versa Clutch Torque Control System allows a torque level to be set whilst maintaining an override capability for driving screws into material of inconsistent density such as wood
- Lightweight and compact design to reduce user fatigue and increase productivity
- Soft grip surface on handle and switch to reduce vibration and enhance user comfort



Standard Equipment: Heavy duty carrying case

*DW269K not available in the UK

DW269K*

Max Torque	4-42 Nm
Power Input	540 Watts
Power Output	295 Watts
No Load Speed	0-1000 rpm
Max. Screw Diameter	6.3 mm
Tool Holder	(Hex) 6.35 mm
Weight	1.3 kg
Length x Height	301 x 187 mm

DW263K

Screwdriver for Self Drilling Screws



- Ideal for fascia, cladding and roofing applications
- Specially designed for working with self-drilling screws
- Removeable depth sensitive "set and forget" nosepiece for consistent fastener depth
- Soft grip surface on handle and switch to reduce vibration and enhance user comfort
- Lightweight and compact design to reduce user fatigue and increase productivity



Standard Equipment: 8 mm magnetic bit holder for self drilling screws, nose adapters (13 mm, 15 mm), Depth sensitive nose, Heavy duty carrying case

DW263K

Max Torque	14.5 Nm
Power Input	540 Watts
Power Output	295 Watts
No Load Speed	0-2500 rpm
Max. Screw Diameter	6.3 mm
Tool Holder	(Hex) 6.35 mm
Weight	1.3 kg
Length x Height	301 x 186 mm

DW264K*

High Torque Screwdriver for Self Drilling Screws



- Ideal for fascia, cladding and roofing applications
- Specially designed for working with self-drilling screws
- Removeable depth sensitive "set and forget" nosepiece for consistent fastener depth
- Soft grip surface on handle and switch to reduce vibration and enhance user comfort
- Lightweight and compact design to reduce user fatigue and increase productivity



Standard Equipment: 8 mm magnetic bit holder for self drilling screws, nose adapters (13 mm, 15 mm), Depth sensitive nose, Heavy duty carrying case

*DW264K not available in the UK

DW264K*

Max Torque	18 Nm
Power Input	540 Watts
Power Output	295 Watts
No Load Speed	0-2000 rpm
Max. Screw Diameter	6.3 mm
Tool Holder	(Hex) 6.35 mm
Weight	1.3 kg
Length x Height	301 x 186 mm

DW292

Heavy Duty Impact Wrench 1/2"



- 440 Nm of deliverable torque in forward and reverse
- Higher torque and faster speed increased productivity
- Soft grip handle to reduce vibrations and to enhance user comfort
- Robust design for increased durability



Standard Equipment: 1/2 inch ring retainer

DW292

Max Torque	440 Nm
Power Input	710 Watts
Power Output	370 Watts
No Load Speed	2200 rpm
Impacts per Minute	2700 ipm
Max. Bolt Diameter	M20
Bit Holder	1/2"
Weight	3.2 kg
Length x Height	292 x 216 mm

DW294

Heavy Duty Impact Wrench 3/4"



- 440 Nm of deliverable torque in forward and reverse
- Robust 3/4" anvil
- Compact and light weight to reduce user fatigue
- Soft grip handle to reduce vibrations and to enhance user comfort
- Robust design for increased durability



Standard Equipment: 3/4 inch ring retainer

DW294

Max Torque	440 Nm
Power Input	710 Watts
Power Output	370 Watts
No Load Speed	2200 rpm
Impacts per Minute	2700 ipm
Max. Bolt Diameter	M20
Bit Holder	3/4"
Weight	3.2 kg
Length x Height	292 x 216 mm

Slotted Bits 25mm



Cat. No.	Size	Pack Quantity
DT7105	4.5 mm	5
DT7106	5.5 mm	5
DT7107	6.5 mm	5
DT7115	4.5 mm	20
DT7116	5.5 mm	20
DT7117	6.5 mm	20

Bits for Pozidriv Screws 25mm



Cat. No.	Size	Pack Quantity
DT7210	Pz0	5
DT7211	Pz1	5
DT7212	Pz2	5
DT7213	Pz3	5
DT7214	Pz4	5
DT7217	Pz1	20
DT7218	Pz2	20
DT7219	Pz3	20
DT7320	Pz1	5
DT7321	Pz2	5
DT7322	Pz3	5
DT7328	Pz1	20
DT7329	Pz2	20
DT7332	Pz3	20
DT7335	Pz2	50
DT7360	Pz1	5
DT7361	Pz2	5
DT7362	Pz3	5
DT7368	Pz2	20

Bits for PHILLIPS Screws 25mm



Cat. No.	Size	Pack Quantity
DT7230	Ph0	5
DT7231	Ph1	5
DT7232	Ph2	5
DT7233	Ph3	5
DT7234	Ph4	5
DT7235	Ph2	5
DT7236	Ph2	20
DT7237	Ph1	20
DT7238	Ph2	20
DT7340	Ph1	5
DT7341	Ph2	5
DT7342	Ph3	5
DT7348	Ph1	20
DT7349	Ph2	20
DT7350	Ph3	20
DT7355	Ph2	50
DT7370	Ph1	5
DT7371	Ph2	5
DT7372	Ph3	5
DT7378	Ph2	20

Hex Bits 25mm



Cat. No.	Size	Pack Quantity
DT7165	No.4	5
DT7166	No.5	5
DT7167	No.6	5
DT7168	No.8	5

Bits for Torx® Screws 25mm



Cat. No.	Size	Pack Quantity
DT7250	T7	5
DT7251	T8	5
DT7252	T9	5
DT7253	T10	5
DT7254	T15	5
DT7255	T20	5
DT7256	T25	5
DT7257	T27	5
DT7258	T30	5
DT7259	T40	5
DT7265	T15	20
DT7266	T20	20
DT7267	T25	20
DT7268	T30	20
DT7270	T20	50
DT7271	T25	50
DT7272	T30	50

Bits for Pozidriv Screws 50mm



Cat. No.	Size	Pack Quantity
DT7225	Pz1	5
DT7226	Pz2	5
DT7227	Pz3	5

Bits for PHILLIPS Screws 50mm



Cat. No.	Size	Pack Quantity
DT7245	Ph1	5
DT7246	Ph2	5
DT7247	Ph3	5

Power Bits for Torx® Screws 70mm



Cat. No.	Size	Pack Quantity
DT7290	T10	5
DT7291	T15	5
DT7292	T20	5
DT7293	T25	5
DT7294	T27	5
DT7295	T30	5
DT7296	T40	5

Power Bits 110mm

- Long life and durability in screwdriving applications

Cat. No.	Size	Pack Qty
DT7203	Pz2	5
DT7204	Ph2	5

Square Bits

- Long life and high performance

Cat. No.	Size	Pack Qty
DT7170	1	5
DT7171	2	5
DT7172	3	5

Double Ended Bits 60mm



Cat. No.	Size	Pack Quantity
DT7304	Pz1	5
DT7305	Pz2	5
DT7314	Ph1	5
DT7315	Ph2	5

Hexagonal Socket Drivers 50mm



Cat. No.	Size	Pack Quantity
DT7415	6 mm	1
DT7416	6.35 mm	1
DT7401	7 mm	1
DT7402	8 mm	1
DT7403	10 mm	1
DT7404	13 mm	1

Pilot Bits, Drive Guides and Holders



Cat. No.	Size	Description	Pack Quantity
DT7500	60 mm	Magnetic	1
DT7501	57 mm	Non - magnetic	1
DT7515	60 mm	Quick release	1
DT7516	60 mm	Quick release	1
DT7615	38 mm	Pilot bit	3
DT7616	43 mm	Pilot Bit	2
DT7617	48 mm	Pilot Bit	2
DT7701	80 mm	Drive Guide	1
DT7702	120 mm	Drive Guide	1

Screwdriving Sets



Cat. No.	Pieces	Description
DT7915	11	Torsion with "Extra Grip" ribs, Incl Pz 1,2,3 Ph 1,2,3 Slotted 4.5, 5.5,6.5,8 Magnetic bit holder
DT7916	11	Torsion with "Extra Grip" ribs, Incl Pz 1, 2, 3 Ph 1, 2, 3, T10, 15, 20, 25 Magnetic bit holder
DT7917	11	T7, 8, 9, 10, 15, 20, 25, 27, 30, 40, Magnetic bit holder
DT7945	11	Torx Connector Set (T7,8,9,10,15,20,25,2,7,30,40)
DT7946	11	Torx/Pozi Quick Connector Set (T15,20,25,30,40,Pz1,2x2,2x3)
DT7947	11	Torsion, Pz/Ph Quick Connector Set (Pz1,2x2,2x3, Ph1,2x2,2x3)
DT7948	11	Torsion, Pz/Ph/Sl Quick Connector Set (Pz1,2x2,3,Ph1,2x2,3,Sl 5.5, 6.5)
DT7949	11	Extreme Pz/Ph Quick Connector Set (Pz1,2x2,2x3,Ph1,2x2,2x3)
DT7950	11	Extreme Pz/Ph/Sl Quick Connector Set (Pz1,2x2,2x3,Ph1,2x2,2x3)
DT7951	11	Diamond Coating Pz/Ph Quick Connector Set (Pz1,2x2,2x3,Ph1,2x2,2x3)
DT7952	11	Diamond Coating Pz/Ph/Sl Quick Connector Set (Pz1, 2x2,2x3,Ph1,2x2,3,Sl 5.5,6.5)

Small TOUGH CASE™ Drilling Sets



Cat. No.	Description	Pack Quantity
DT7921	Small TOUGH CASE with EXTREME 2 Metal drill bits 2, 3, 4, 5, 6, 8, Ph2x4, Pz2x4, Ph2x50mm, Pz2x50mm, Slotted 5.5x50mm, Magnetic holder, Magnetic drive guide.	19
DT7922	Ph1, 2x6, 3, Pz1, 2x6, 3, T10, 15, 20, 25, 30, 40, Slotted 5.5, 8, Ph2x50mm, Pz2x50mm, Slotted 5.5x50mm, Magnetic holder, Magnetic drive guide.	29
DT7928	Small TOUGH CASE with 6 piece EXTREME Masonry drill & Screwdriver bits 4, 5, 5.5, 6, 7, 8, Ph2x4, Pz2x4, Ph2x50mm, Pz2x50mm, Slotted 5.5x50mm, Magnetic holder, Magnetic drive guide.	19

'Modular Accessory Case' Sets



Cat. No.	Description	Pieces
DT9291	95 pce set including Extreme DeWALT Masonry, Extreme DeWALT 2 Metal, Flatwood, SDS Plus, Torx, Pozi, Phillips & pilot bits	95
DT9292	100 pce set including Extreme DeWALT Masonry, Extreme DeWALT 2 Metal, Flatwood, SDS Plus, Torx, Slotted, Pozi, Phillips, 50mm bits & pilot bits	100
DT9293	100 pce set including Extreme DeWALT Masonry, Extreme DeWALT 2 Metal, Flatwood, Bradpoint, SDS Plus, Torx, Slotted, Pozi, Phillips, 50mm bits & pilot bits	100
DT9294	100 pce set including Extreme DeWALT Masonry, Extreme DeWALT 2 Metal, Flatwood, Bradpoint, Torx, Slotted, Pozi, Phillips, 50mm bits & pilot bits	100

Drill & Drive Units



- Complete drill drive accessory system for drilling countersink and pilot holes in one action and screwdriving.
- One-handed connector release with push forward collar for easily changing between drilling and screwdriving applications.
- 5/16" (8mm) shank for added durability.
- For use in hard and soft wood, composite board and MDF.
- Ideal for cabinet making, furniture assembly, remodelling and shop fitting.

Cat. No.	Size	Description	Pack Qty
DT7600	No.6	Connector, countersink, pilot drill bit & Pz2 screw driver bit	1
DT7601	No.8	Connector, countersink, pilot drill bit & Pz2 screw driver bit	1
DT7602	No.10	Connector, countersink, pilot drill bit & Pz2 screw driver bit	1
DT7603	No.12	Connector, countersink, pilot drill bit & Pz2 screw driver bit	1

Pilot Bits



- Split point tip starts drilling on contact.
- Flat on the shank prevents the drill bit slipping in the countersink.
- For use in hard and soft wood, composite board and MDF.

Cat. No.	Size	Description	Pack Qty
DT7608	No.6	Pilot drill bit	3
DT7609	No.8	Pilot drill bit	3
DT7610	No.10	Pilot drill bit	3

Medium TOUGH CASE™ Drilling Sets



Cat. No.	Description	Pack Quantity
DT7932	Medium TOUGH CASE with adjustable dividers.	1
DT7933	Medium TOUGH CASE with 45 screwdriving bits. (Pz2x10, Ph2x10, Sl6x5, Sl4x5, T10x5, T15x3, T25x3) screwguide, bit holder and nutdrivers (x2).	45
DT7934	Medium TOUGH CASE 42 piece Hex shank set with Screwdriver bits - Pz2x10, Ph2x10, Sl6x5, Pz2x2(50mm), Ph2x2(50mm), Hex shank pilot drill bits - 1,5mmx2, 2mmx2, 3mmx2, 4mmx1, 5mmx1, 6mmx1, Screwguide, bit holder and nutdrivers(x2).	42

Drill & Drive Sets



- Durable case containing drill drive connector, full range of countersinks, pilot drill bits and screwdriver bits.

Cat. No.	Size	Description	Pack Qty
DT7612	No.6, 8, 10, 12	Case containing No.6 connector, countersink, pilot bit & Pz2, No.8, 10, 12 countersink & pilot bits, Pz2 x2, Ph2 x2	12
DT7612M	No.6, 8, 10, 12	10 x DT7612 in cut case merchandiser with header card	10

Countersink & Pilot



- Four cutter countersink provides a clean, professional finish.
- For drilling pilot holes and countersinking in one action
- For use in hard and soft wood, composite board and MDF.

Cat. No.	Size	Description	Pack Qty
DT7604	No.6	Pilot drill bit & 4 cutter countersink	1
DT7605	No.8	Pilot drill bit & 4 cutter countersink	1
DT7606	No.10	Pilot drill bit & 4 cutter countersink	1
DT7607	No.12	Pilot drill bit & 4 cutter countersink	1

DRILLS



Rotary Drills

Mixer Drills

Percussion Drills

Magnetic Drill Press



D21008

Compact Rotary Drill



- Ideal for use in a woodworking or light metal fabrication workshop to drill small holes into wood or sheet metal
- Size, balance and weight designed for one handed operation
- 10 mm keyless chuck for quick and easy bit change
- Large switch size for ease of operation
- Variable speed control to suit different materials



D21008

Chuck Capacity	1.0-10 mm
Power Input	550 Watts
Power Output	300 Watts
Max Torque	12.5 Nm
No Load Speed	0-2500 rpm
Max. Drilling Capacity [Wood]	25 mm
Max. Drilling Capacity [Steel]	10 mm
Spindle Thread	1/2" x 20 U.N.F
Weight	1.4 kg
Length x Height	230 x 190 mm

DW217

High speed Rotary Drill



- Ideal for high speed drilling of small, precise holes in metal or wood
- High overload capacity motor prevents failure in heavy duty applications
- 10 mm keyless chuck for quick and easy bit change with one hand to aid productivity
- Heavy duty metal gear box for added durability
- Soft grip surface on switch and handle to reduce vibration and enhance user comfort
- Balance and weight designed for one handed operation
- Dual cord clamp system to prevent the cord being damaged



DW217

Chuck Capacity	0.5-10 mm
Power Input	675 Watts
Power Output	340 Watts
Max Torque	8.2 Nm
No Load Speed	0-4000 rpm
Max. Drilling Capacity [Wood]	20 mm
Max. Drilling Capacity [Steel]	8 mm
Spindle Thread	3/8" x 24 U.N.F
Weight	1.2 kg
Length x Height	247 x 177 mm

DW221 *

Rotary Drill



- Ideal for drilling applications in wood, aluminium, soft steel and alloys
- High overload capacity motor prevents failure in heavy duty applications
- 10 mm keyless chuck with innovative spindle lock system for quick and easy bit change with one hand to aid productivity
- Heavy duty metal gear box for added durability
- Soft grip surface on the switch and handle to reduce vibration and enhance user comfort
- Dual cord clamp system to prevent the cord being damaged



*DW221 not available in the UK

DW221 *

Chuck Capacity	1.5-10 mm
Power Input	701 Watts
Power Output	385 Watts
Max Torque	13.8 Nm
No Load Speed	0-2500 rpm
Max. Drilling Capacity [Wood]	25 mm
Max. Drilling Capacity [Steel]	10 mm
Spindle Thread	1/2" x 20 U.N.F
Weight	1.3 kg
Length x Height	275 x 190 mm



DW236i*

Rotary Drill for Stainless Steel



- Ideal for drilling large holes up to 13 mm in steel and cast iron
- High overload capacity motor prevents failure in heavy duty applications
- 13 mm keyless chuck with innovative spindle lock system for quick and easy bit change with one hand to aid productivity
- Heavy duty metal gear box for added durability
- Soft grip surface on the switch and rear handle to reduce vibration and enhance user comfort
- Dual cord clamp system to prevent the cord being damaged
- Applications are in steel alloy construction, heating pipe installation, air duct construction and in the construction of metal fencing



Standard Equipment: Multi-position side handle, 6 piece cobalt drill bit set

*Comes with 6 piece Extreme cobalt drill bit set (DT5940QZ) as standard

DW236i*

Chuck Capacity	1.5-13 mm
Power Input	701 Watts
Power Output	385 Watts
Max Torque	35.8 Nm
No Load Speed	0-900 rpm
Max. Drilling Capacity [Wood]	30 mm
Max. Drilling Capacity [Steel]	13 mm
Spindle Thread	1/2" x 20 U.N.F
Weight	1.6 kg
Length x Height	295 x 198 mm

DW246*

High Torque Rotary Drill



- Ideal for use in steel fabrication and construction industry
- High overload capacity motor prevents failure in heavy duty applications
- 13 mm keyless chuck with innovative spindle lock system for quick and easy bit change with one hand to aid productivity
- Heavy duty metal gear box for added durability
- Soft grip surface on the switch and rear handle to reduce vibration and enhance user comfort
- Dual cord clamp system to prevent the cord being damaged
- High torque for easy conversion to light duty mixer supported by a triple gear reduction



Standard Equipment: Multi-position side handle

*DW246 not available in the UK

DW246*

Chuck Capacity	1.5-13 mm
Power Input	701 Watts
Power Output	385 Watts
Max Torque	57.3 Nm
No Load Speed	0-600 rpm
Max. Drilling Capacity [Wood]	35 mm
Max. Drilling Capacity [Steel]	13 mm
Spindle Thread	1/2" x 20 U.N.F
Weight	1.6 kg
Length x Height	310 x 195 mm

DW248

High Torque Rotary Drill with Anti-Stalling-Control



- Ideal for use in steel fabrication and construction industry
- High overload capacity motor prevents failure in heavy duty applications
- 13 mm keyless chuck with innovative spindle lock system for quick and easy bit change with one hand to aid productivity
- Heavy duty metal gear box for added durability
- Soft grip surface on the switch and rear handle to reduce vibration and enhance user comfort
- Dual cord clamp system to prevent the cord being damaged
- Extremely high torque for more demanding applications
- Anti-Stalling Control feature automatically switches off the unit in case of jammed drill bits to prevent motor overload



Standard Equipment: Multi-position side handle

DW248

Chuck Capacity	1.5-13 mm
Power Input	701 Watts
Power Output	385 Watts
Max Torque	57.3 Nm
No Load Speed	0-600 rpm
Max. Drilling Capacity [Wood]	35 mm
Max. Drilling Capacity [Steel]	13 mm
Spindle Thread	1/2" x 20.U.N.F
Weight	1.6 kg
Length x Height	310 x 195 mm

D21441*

770 W - 2 Speed Rotary Drill with Clutch



- Ideal for use in heavy steel fabrication
- Two speed gearbox for increased torque
- Improved drilling performance due to new motor wind
- Improved ergonomics with new polymer gear case
- New gear design to give improved life
- Improved unit life with patented armature support
- New patented ball clutch to give greater user control



Standard Equipment: Multi-position side handle, Depth stop

*D21441 not available in the UK

D21441*

Chuck Capacity	1.5-13 mm
Power Input	770 Watts
Power Output	425 Watts
Max Torque	40/20 Nm
No Load Speed	0-1100 / 0-2700 rpm
Max. Drilling Capacity [Wood]	35 mm
Max. Drilling Capacity [Steel]	13 mm
Spindle Thread	1/2" x 20 U.N.F
Weight	2.2 kg
Length x Height	352 x 199 mm

D21160*

10 mm Right Angle Rotary Drill



- Ideal for working in tight or narrow spaces
- Compact and lightweight design for easy handling
- The full body paddle switch supports the natural shape of your hand and ensures less user fatigue for prolonged use
- High torque to enable larger diameter hole drilling
- Quality 10 mm keyed chuck for accuracy and durability
- Variable speed trigger

Standard Equipment: Chuck keys

*230 V only

D21160*

Chuck Capacity	1.0-10 mm
Power Input	350 Watts
Power Output	180 Watts
Max Torque	9.2 Nm
No Load Speed	0-1200 rpm
Max. Drilling Capacity [Wood]	20 mm
Max. Drilling Capacity [Steel]	10 mm
Spindle Thread	3/8" x 24 U.N.F
Weight	1.7 kg
Length x Height	262 x 50 mm

D21510

Mixer with M14 Fitment



- Ideal for mixing viscous materials like paints, mortar, drywall compound, etc.
- Forward operation only
- 550 RPM provides increased torque for heavy duty mixing
- Uses mixer baskets up to 160mm (M14 thread)
- 2-position rear spade handle and 3-position side handle for greater control



Standard Equipment: 3-position side handle, 2-position rear handle, M14 connector

D21510

Spindle Thread	5/8" x 16 U.N.F.
Tool Holder	M14
Power Input	710 Watts
Power Output	560 Watts
Max Torque	50 Nm
No Load Speed	0-550 rpm
Max. Capacity	160 mm
Weight	3.0 kg
Length x Height	420 x 215 mm

D21520

13 mm Mixer and Rotary Drill



- Variable speed reversing switch offers greater control for a wider range of applications
- 550 RPM provides increased torque for heavy duty drilling and mixing
- Robust design and metal gear case for greater durability
- 2-position rear spade handle and 3-position side handle gives greater control



Standard Equipment: 3-position side handle, 2-position rear handle, Chuck key with holder

D21520

Chuck Capacity	2.0-13 mm
Spindle Thread	5/8" x 16 U.N.F.
Tool Holder	Keyed Chuck
Power Input	710 Watts
Power Output	560 Watts
Max Torque	50 Nm
No Load Speed	0-550 rpm
Max. Capacity	160 mm
Weight	3.4 kg
Length x Height	400 x 215 mm

DW152

Heavy Duty Morse Taper (No 2) Mixer and Rotary Drill



- Drilling large holes up to 23 mm diameter in metal
- Two speed and high torque for continuous drilling even through hard materials
- Ergonomic breast plate and two side handles for adjustment of the working position
- No.2 Morse Taper tool holder for heavy duty applications
- For use in drill stands or hand held



Standard Equipment: 2 side handles, Breast plate, Morse taper-M14 adaptor, Drift key

DW152

Tool Holder	No. 2 morse taper
Power Input	1050 Watts
Power Output	680 Watts
Max Torque	118/58 Nm
No Load Speed	400/800 rpm
Weight	7.5 kg
Length x Height	435 x 605 mm

D21710/ D21710K/ D21711K*

600 W - Single Speed Percussion Drill



- Variable speed control with forward and reverse mode to suit different materials
- Dust sealed switch for added durability
- Compact and lightweight to enhance user comfort
- Jampot construction design for added durability and ease of service
- Light weight and compact for improved handling
- High quality keyed 13 mm chuck for accuracy and durability



Standard Equipment: Keyed chuck, Chuck key, Multi-position side handle, Depth stop

*Available with heavy duty carrying case as K-Version, Available with keyed chuck as D21710, D21710K and D21711K not available in the UK

D21710/ D21710K/ D21711K*

Chuck Capacity	1.5-13 mm
Power Input	600 Watts
Power Output	300 Watts
Max Torque	12 Nm
No Load Speed	0-2600 rpm
Blows per Minute	0-44200 bpm
Max. Drilling Capacity [Wood]	25 mm
Max. Drilling Capacity [Steel]	13 mm
Max. Drilling Capacity [Concrete]	16 mm
Spindle Thread	1/2" x 20 U.N.F
Weight	1.8 kg
Length x Height	280 x 185 mm

D21716/ D21716K/ D21717K*

701 W - Single Speed Percussion Drill



- Powerful motor for heavy duty applications
- Soft Grip to enhance user comfort
- Jampot construction design for added durability and ease of service
- Variable speed control with forward and reverse mode to suit different materials
- Dust sealed switch for added durability
- High quality 13 mm keyed chuck for accuracy and durability



Standard Equipment: Keyed chuck, Chuck key, Multi-position side handle, Depth stop

*Available with heavy duty carrying case as K-Version, Available with keyed chuck as D21716, D21716K not available in the UK

D21716/ D21716K/ D21717K*

Chuck Capacity	1.5-13 mm
Power Input	701 Watts
Power Output	360 Watts
Max Torque	12 Nm
No Load Speed	0-2600 rpm
Blows per Minute	0-44200 bpm
Max. Drilling Capacity [Wood]	30 mm
Max. Drilling Capacity [Steel]	13 mm
Max. Drilling Capacity [Concrete]	16 mm
Spindle Thread	1/2" x 20 U.N.F
Weight	1.8 kg
Length x Height	280 x 185 mm

D21720/ D21720K/ D21721K*

650 W - 2 Speed Percussion Drill



- Compact and lightweight to enhance user comfort
- Two speed gearbox for increased torque and more versatility
- Variable speed control with forward and reverse mode to suit different materials
- Dust sealed switch for added durability
- High quality keyed 13 mm chuck for accuracy and durability



Standard Equipment: Keyed chuck, Chuck key, Multi-position side-handle, Depth stop

*Available with heavy duty carrying case as K-Version, Available with Keyed chuck as D21720, D21720K and D21720K not available in the UK

D21720/ D21720K/ D21721K*

Chuck Capacity	1.5-13 mm
Power Input	650 Watts
Power Output	325W Watts
Max Torque	30/12 Nm
No Load Speed	0-1100 / 0-2600 rpm
Blows per Minute	0-19000 / 0-44200 bpm
Max. Drilling Capacity [Wood]	40/25 mm
Max. Drilling Capacity [Steel]	13 mm
Max. Drilling Capacity [Concrete]	16 mm
Spindle Thread	1/2" x 20 U.N.F.
Weight	2.1 kg
Length x Height	330 x 199 mm

D21805 / D21805K / D21805KS*

770 W - 2 Speed Percussion Drill



- Two speed gearbox for increased torque
- Improved drilling performance due to new motor wind
- Improved ergonomics with new polymer gear case
- New gear design to give improved life
- Improved unit life with patented armature support

D21810KS

770 W - 2 Speed Percussion Drill with Clutch & Keyless Chuck



- Two speed gearbox for increased torque
- Improved drilling performance due to new motor wind
- Improved ergonomics with new polymer gear case
- New gear design to give improved life
- Improved unit life with patented armature support
- New Patented ball clutch to give greater user control

D21815K / D21815KS*

850 W - 2 Speed Percussion Drill with Clutch



- Two speed gearbox for increased torque
- Improved drilling performance due to new motor wind
- Improved ergonomics with new metal gear case
- New gear design to give improved life
- Improved unit life with patented armature support
- New Patented ball clutch to give greater user control



Standard Equipment: Keyed chuck, Chuck key, Multi-position side handle, Depth stop

*Also available with a kitbox as a K version, or with a keyless chuck and a kitbox as a KS version

D21805 / D21805K / D21805KS*

Chuck Capacity	1.5-13 mm
Power Input	770 Watts
Power Output	425 Watts
Max Torque	40/20 Nm
No Load Speed	0-1100 / 0-2700 rpm
Blows per Minute	0-18700 / 0-45900 bpm
Max. Drilling Capacity [Wood]	35 mm
Max. Drilling Capacity [Steel]	13 mm
Max. Drilling Capacity [Concrete]	20 mm
Spindle Thread	1/2" x 20 U.N.F
Weight	2.3 kg
Length x Height	352 x 199 mm



Standard Equipment: Multi-position side handle, Depth stop, Keyless chuck, Heavy duty carrying case

D21810KS

Chuck Capacity	1.5-13 mm
Power Input	770 Watts
Power Output	425 Watts
Max Torque	40/20 Nm
No Load Speed	0-1100 / 0-2700 rpm
Blows per Minute	0-18700 / 0-45900 bpm
Max. Drilling Capacity [Wood]	35 mm
Max. Drilling Capacity [Steel]	13 mm
Max. Drilling Capacity [Concrete]	20 mm
Spindle Thread	1/2" x 20 U.N.F
Weight	2.3 kg
Length x Height	352 x 199 mm



Standard Equipment: Keyed chuck, Chuck Key, Multi-position side handle, Depth stop, Heavy duty carrying case

*Also available with a kitbox as a K version, or with a keyless chuck and a kitbox as a KS version

D21815K / D21815KS*

Chuck Capacity	1.5-13 mm
Power Input	850 Watts
Power Output	465 Watts
Max Torque	40/20 Nm
No Load Speed	0-1100 / 0-2700 rpm
Blows per Minute	0-18700 / 0-45900 bpm
Max. Drilling Capacity [Wood]	40 mm
Max. Drilling Capacity [Steel]	13 mm
Max. Drilling Capacity [Concrete]	20 mm
Spindle Thread	1/2" x 20 U.N.F
Weight	2.4 kg
Length x Height	352 x 199 mm

DW518K

2 Speed Percussion Drill/ Dry Diamond Drill



- Heavy duty metal gear box for added durability
- Safety clutch for added user safety
- Quality 16 mm keyed chuck for accuracy and reliability
- Soft grip surface on switch to reduce vibration and enhance user comfort
- Forward running only



Standard Equipment: Keyed chuck, Chuck key, Multi-position side handle, Depth stop, Heavy duty carrying case

DW518K

Chuck Capacity	1.0-16 mm
Spindle Thread	1/2" x 20 U.N.F
Power Input	770 Watts
Power Output	425 Watts
Max Torque	40/25 Nm
No Load Speed	1050 / 2400 rpm
Max. Drilling Capacity [Wood]	40 mm
Max. Drilling Capacity [Steel]	13 mm
Max. Drilling Capacity [Concrete]	20 mm
Max. Drilling Capacity [Core bit]	90 mm
Weight	2.5 kg
Length x Height	367 x 212 mm

D21620K

Magnetic Drill Press 50 mm



- Delivers high level of performance for fast, clean and accurate drilling into steel
- 2 mechanical speeds for optimised performance
- Compact and light weight unit which is both easy to transport and easy to position for drilling.
- The universal quick release cutter holder is quick and easy to operate : no allen key needed. It accepts any annular cutter with 19 mm round shank (Weldon) with one or more flats.
- Push button reversible press handle offers tool-free handle set-up.
- No volt switch prevents inadvertent restart after power failure



Standard Equipment: Quick release cutter holder, Gravity fed cutting fluid tank, Reversible press handle, Drilling guard, Safety strap, Heavy duty carrying case

D21620K

Power Input	1150 Watts
Spindle Thread	1/2" x 20 UNF
No Load Speed	350/650 rpm
Cutter holder	19mm Weldon shank (3/4")
Max cutting depth with cutters	50 mm
Max cutting diameter with cutters	50 mm
Drill point pressure	317 Kg
Clamping force	10000 N
Length of drill stroke	147 mm
Weight	13 kg
Magnetic base dimensions	180 x 84 mm

25mm Drive Cutters



Cat. No.	Diameter	Fits
DT8400	14 mm	D21620K
DT8401	16 mm	D21620K
DT8402	18 mm	D21620K
DT8403	20 mm	D21620K
DT8404	22 mm	D21620K
DT8405	24 mm	D21620K
DT8406	26 mm	D21620K
DT8407	28 mm	D21620K
DT8408	30 mm	D21620K
DT8409	32 mm	D21620K
DT8410	40 mm	D21620K
DT8411	50 mm	D21620K
DT8412	2 x Pilot Pin	D21620K

Wood Auger Bits



Cat. No.	Diameter	Length
DT4600	6 mm	200 mm
DT4602	8 mm	200 mm
DT4604	10 mm	200 mm
DT4606	12 mm	200 mm
DT4608	14 mm	200 mm
DT4610	16 mm	200 mm
DT4612	18 mm	200 mm
DT4614	20 mm	200 mm
DT4615	22 mm	200 mm
DT4616	24 mm	200 mm
DT4618	26 mm	200 mm
DT4619	28 mm	200 mm
DT4620	30 mm	200 mm
DT4621	32 mm	200 mm
DT4632	8 mm	380 mm
DT4634	10 mm	380 mm
DT4636	12 mm	380 mm
DT4638	14 mm	380 mm
DT4640	16 mm	380 mm
DT4642	18 mm	380 mm
DT4644	20 mm	380 mm
DT4645	22 mm	380 mm
DT4646	24 mm	380 mm
DT4648	26 mm	380 mm
DT4649	28 mm	380 mm
DT4650	30 mm	380 mm
DT4651	32 mm	380 mm

TCT Hinge Boring Bits



Cat. No.	Diameter	Length
DT4541	26 mm	65 mm
DT4542	30 mm	65 mm
DT4543	35 mm	65 mm

Brad Point Bits



Cat. No.	Diameter	Length
DT4503	3 mm	70 mm
DT4504	4 mm	80 mm
DT4505	5 mm	90 mm
DT4506	6 mm	100 mm
DT4507	7 mm	110 mm
DT4508	8 mm	120 mm
DT4509	9 mm	130 mm
DT4510	10 mm	133 mm
DT4511	11 mm	150 mm
DT4512	12 mm	155 mm
DT4513	13 mm	155 mm
DT4514	14 mm	160 mm
DT4516	16 mm	165 mm
DT4518	18 mm	200 mm
DT4520	20 mm	200 mm

Brad Point Bit Sets



Cat. No.	Diameters mm
DT4535	4, 5, 6, 8, 10 mm

Flatwood Bits



Cat. No.	Diameter	Length
DT4810	10 mm	160 mm
DT4812	12 mm	160 mm
DT4813	13 mm	160 mm
DT4814	14 mm	160 mm
DT4816	16 mm	160 mm
DT4818	18 mm	160 mm
DT4820	20 mm	160 mm
DT4822	22 mm	160 mm
DT4824	24 mm	160 mm
DT4825	25 mm	160 mm
DT4826	26 mm	160 mm
DT4828	28 mm	160 mm
DT4830	30 mm	160 mm
DT4832	32 mm	160 mm
DT4835	35 mm	160 mm
DT4838	38 mm	160 mm

Flatwood Sets

Cat. No.	Length
DT4849	300 mm

EXTREME DeWALT 2 Metal Bits



- EXTREME 2™ Metal tip starts drilling on contact eliminating walking for clean, accurate holes (diameters 4.8mm and above only).
- Innovative tapered web greatly reduces breakage.
- No-Slip shank with 3 flats eliminates slipping in the chuck (diameters 5.0mm and above only).
- Permanent size markings located above the shank for increased visibility
- Gold Ferrous Oxide coating prevents overheating for longer bit life.

Cat. No.	Diameter	Length
DT5034	1 mm	34 mm
DT5035	1.5 mm	40 mm
DT5036	2 mm	49 mm
DT5037	2.5 mm	57 mm
DT5038	3 mm	61 mm
DT5039	3.2 mm	65 mm
DT5040	3.3 mm	65 mm
DT5041	3.5 mm	70 mm
DT5042	4 mm	75 mm
DT5063	4.1 mm	75 mm
DT5043	4.2 mm	75 mm
DT5044	4.5 mm	80 mm
DT5045	4.8 mm	86 mm
DT5046	5 mm	86 mm
DT5064	5.1 mm	86 mm
DT5065	5.2 mm	86 mm
DT5066	5.4 mm	93 mm
DT5047	5.5 mm	93 mm
DT5048	6 mm	93 mm
DT5049	6.5 mm	101 mm
DT5050	7 mm	109 mm
DT5057	7 mm	133 mm
DT5051	7.5 mm	109 mm
DT5052	8 mm	117 mm
DT5053	8.5 mm	117 mm
DT5054	9 mm	125 mm
DT5055	9.5 mm	125 mm
DT5056	10 mm	133 mm
DT5058	11 mm	142 mm
DT5059	11.5 mm	142 mm
DT5068	11.8 mm	151 mm
DT5060	12 mm	151 mm
DT5061	12.5 mm	151 mm
DT5062	13 mm	151 mm

Tough Case EXTREME 2 Sets



Cat. No.	Description	Pack Quantity
DT7920	1.5, 2, 2.5, 3, 3.2, 3.5, 4, 4.5, 5, 5.5, 6, 6.5, 7	13
DT7926	1, 1.5, 2, 2.5, 3, 3.2, 3.3, 3.5, 4, 4.2, 4.5, 4.8, 5, 5.5, 6, 6.5, 7, 7.5, 8, 8.5, 9, 9.5, 10, 10.5, 11, 11.5, 12, 12.5, 13	29

EXTREME DeWALT 2 Metal Bits - Bulk Packs

Cat. No.	Diameter	Length	Pack Quantity
DT5535	1 mm	34 mm	10
DT5536	1.5 mm	40 mm	10
DT5557	10 mm	133 mm	10
DT5559	11 mm	142 mm	10
DT5560	11.5 mm	142 mm	10
DT5571	11.8 mm	151 mm	10
DT5561	12 mm	151 mm	10
DT5562	12.5 mm	151 mm	10
DT5563	13 mm	151 mm	10
DT5537	2 mm	49 mm	10
DT5538	2.5 mm	57 mm	10
DT5539	3 mm	61 mm	10
DT5540	3.2 mm	65 mm	10
DT5541	3.3 mm	65 mm	10
DT5542	3.5 mm	70 mm	10
DT5543	4 mm	75 mm	10
DT5566	4.1 mm	75 mm	10
DT5544	4.2 mm	75 mm	10
DT5545	4.5 mm	80 mm	10
DT5546	4.8 mm	86 mm	10
DT5547	5 mm	86 mm	10
DT5567	5.1 mm	86 mm	10
DT5568	5.2 mm	86 mm	10
DT5569	5.4 mm	93 mm	10
DT5548	5.5 mm	93 mm	10
DT5549	6 mm	93 mm	10
DT5550	6.5 mm	101 mm	10
DT5570	6.8 mm	109 mm	10
DT5551	7 mm	109 mm	10
DT5552	7.5 mm	109 mm	10
DT5553	8 mm	117 mm	10
DT5554	8.5 mm	117 mm	10
DT5555	9 mm	125 mm	10
DT5556	9.5 mm	125 mm	10

Small TOUGH CASE™ Drilling Sets

Cat. No.	Description	Pack Quantity
DT7921	Small TOUGH CASE with EXTREME 2 Metal drill bits 2, 3, 4, 5, 6, 8, Ph2x4, Pz2x4, Ph2x50mm, Pz2x50mm, Slotted 5.5x50mm, Magnetic holder, Magnetic drive guide.	19
DT7922	Ph1, 2x6, 3, Pz1, 2x6, 3, T10, 15, 20, 25, 30, 40, Slotted 5.5, 8, Ph2x50mm, Pz2x50mm, Slotted 5.5x50mm, Magnetic holder, Magnetic drive guide.	29
DT7928	Small TOUGH CASE with 6 piece EXTREME Masonry drill & Screwdriver bits 4, 5, 5.5, 6, 7, 8, Ph2x4, Pz2x4, Ph2x50mm, Pz2x50mm, Slotted 5.5x50mm, Magnetic holder, Magnetic drive guide.	19

Medium TOUGH CASE™ Drilling Sets

Cat. No.	Description	Pack Quantity
DT7932	Medium TOUGH CASE with adjustable dividers.	1
DT7933	Medium TOUGH CASE with 45 screwdriving bits. (Pz2x10, Ph2x10, Sl6x5, Sl4x5, T10x5, T15x3, T25x3) screwguide, bit holder and nutdrivers (x2).	45
DT7934	Medium TOUGH CASE 42 piece Hex shank set with Screwdriver bits - Pz2x10, Ph2x10, Sl6x5, Pz2x2(50mm), Ph2x2(50mm), Hex shank pilot drill bits - 1,5mmx2, 2mmx2, 3mmx2, 4mmx1, 5mmx1, 6mmx1, Screwguide, bit holder and nutdrivers(x2).	42

HSS-G DIN 338 Jobber Bit Packs



Cat. No.	Diameter	Length	Pack Quantity
DT5201	1 mm	34 mm	2
DT5202	1.5 mm	40 mm	2
DT5203	2 mm	49 mm	2
DT5204	2.5 mm	57 mm	2
DT5205	3 mm	61 mm	2
DT5206	3.2 mm	65 mm	2
DT5208	3.5 mm	70 mm	2
DT5209	4 mm	75 mm	2
DT5211	4.2 mm	75 mm	1
DT5212	4.5 mm	80 mm	1
DT5213	4.8 mm	86 mm	1
DT5214	5 mm	86 mm	1
DT5215	5.5 mm	93 mm	1
DT5216	6 mm	93 mm	1
DT5217	6.5 mm	101 mm	1
DT5218	7 mm	109 mm	1
DT5232	7.5 mm	109 mm	1
DT5219	8 mm	117 mm	1
DT5220	8.5 mm	117 mm	1
DT5221	9 mm	125 mm	1
DT5222	10 mm	133 mm	1
DT5224	11 mm	142 mm	1
DT5226	12 mm	151 mm	1
DT5227	13 mm	151 mm	1
DT5228	14 mm	160 mm	1
DT5229	15 mm	169 mm	1
DT5230	16 mm	178 mm	1

HSS-G DIN 338 Jobber Bit Bulk Packs

Cat. No.	Diameter	Length	Pack Quantity
DT5301	1 mm	34 mm	10
DT5302	1.1 mm	36 mm	10
DT5303	1.2 mm	38 mm	10
DT5304	1.3 mm	38 mm	10
DT5305	1.4 mm	40 mm	10
DT5306	1.5 mm	40 mm	10
DT5307	1.6 mm	43 mm	10
DT5308	1.7 mm	43 mm	10
DT5309	1.8 mm	46 mm	10
DT5310	1.9 mm	46 mm	10
DT5311	2 mm	49 mm	10
DT5312	2.1 mm	49 mm	10
DT5313	2.2 mm	53 mm	10
DT5314	2.3 mm	53 mm	10
DT5315	2.4 mm	57 mm	10
DT5316	2.5 mm	57 mm	10
DT5317	2.6 mm	57 mm	10
DT5318	2.7 mm	61 mm	10
DT5319	2.8 mm	61 mm	10
DT5320	2.9 mm	61 mm	10
DT5321	3 mm	61 mm	10
DT5322	3.1 mm	65 mm	10
DT5323	3.2 mm	65 mm	10
DT5325	3.3 mm	65 mm	10
DT5326	3.4 mm	70 mm	10
DT5327	3.5 mm	70 mm	10
DT5328	3.6 mm	70 mm	10
DT5329	3.7 mm	70 mm	10
DT5330	3.8 mm	75 mm	10
DT5331	3.9 mm	75 mm	10
DT5332	4 mm	75 mm	10
DT5333	4.1 mm	75 mm	10
DT5334	4.2 mm	75 mm	10
DT5335	4.3 mm	80 mm	10
DT5336	4.4 mm	80 mm	10
DT5337	4.5 mm	80 mm	10
DT5338	4.6 mm	80 mm	10
DT5339	4.7 mm	80 mm	10
DT5340	4.8 mm	86 mm	10

Cat. No.	Diameter	Length	Pack Quantity
DT5341	4.9 mm	86 mm	10
DT5342	5 mm	86 mm	10
DT5343	5.1 mm	86 mm	10
DT5344	5.2 mm	86 mm	10
DT5345	5.3 mm	86 mm	10
DT5347	5.5 mm	93 mm	10
DT5348	5.6 mm	93 mm	10
DT5349	5.7 mm	93 mm	10
DT5350	5.8 mm	93 mm	10
DT5351	5.9 mm	93 mm	10
DT5353	6.1 mm	101 mm	10
DT5354	6.2 mm	101 mm	10
DT5355	6.3 mm	101 mm	10
DT5356	6.4 mm	101 mm	10
DT5357	6.5 mm	101 mm	10
DT5358	6.6 mm	101 mm	10
DT5359	6.7 mm	101 mm	10
DT5360	6.8 mm	109 mm	10
DT5361	6.9 mm	109 mm	10
DT5362	7 mm	109 mm	10
DT5363	7.1 mm	109 mm	10
DT5364	7.2 mm	109 mm	10
DT5365	7.3 mm	109 mm	10
DT5366	7.4 mm	109 mm	10
DT5367	7.5 mm	109 mm	10
DT5368	7.6 mm	117 mm	10
DT5369	7.7 mm	117 mm	10
DT5370	7.8 mm	117 mm	10
DT5371	7.9 mm	117 mm	10
DT5372	8 mm	117 mm	10
DT5373	8.1 mm	117 mm	10
DT5374	8.2 mm	117 mm	10
DT5375	8.3 mm	117 mm	10
DT5376	8.4 mm	117 mm	10
DT5377	8.5 mm	117 mm	10
DT5378	8.6 mm	125 mm	10
DT5379	8.7 mm	125 mm	10
DT5380	8.8 mm	125 mm	10
DT5381	8.9 mm	125 mm	10
DT5382	9 mm	125 mm	10
DT5383	9.1 mm	125 mm	10
DT5384	9.2 mm	125 mm	10
DT5385	9.3 mm	125 mm	10
DT5386	9.4 mm	125 mm	10
DT5387	9.5 mm	125 mm	10
DT5388	9.6 mm	133 mm	10
DT5389	9.7 mm	133 mm	10
DT5390	9.8 mm	133 mm	10
DT5391	9.9 mm	133 mm	10
DT5392	10 mm	133 mm	10
DT5393	10.5 mm	133 mm	5
DT5394	11 mm	142 mm	5
DT5395	11.5 mm	142 mm	5
DT5396	12 mm	151 mm	5
DT5397	12.5 mm	151 mm	5
DT5398	13 mm	151 mm	5

HSS-G DIN 338 Jobber Bit Sets



Cat. No.	Diameters mm
DT5921	1, 2, 3, 4, 5, 6, 7, 8, 9, 10 mm
DT5922	1.5, 2, 2.5, 3.2, 3, 3.5, 4, 4.5, 5 (x2), 5.5, 6, 6.5 mm
DT5923	1, 1.5, 2, 2.5, 3, 3.5, 4, 4.5, 5, 5.5, 6, 6.5, 7, 7.5, 8, 8.5, 9, 9.5, 10 mm

EXTREME DeWALT® Cobalt Bits



Cat. No.	Diameter	Length	Pack Quantity
DT5403	2 mm	49 mm	2
DT5404	2.5 mm	57 mm	2
DT5405	3 mm	61 mm	2
DT5408	3.5 mm	70 mm	2
DT5409	4 mm	75 mm	2
DT5412	4.5 mm	80 mm	1
DT5414	5 mm	86 mm	1
DT5415	5.5 mm	93 mm	1
DT5416	6 mm	93 mm	1
DT5417	6.5 mm	101 mm	1
DT5418	7 mm	109 mm	1
DT5419	8 mm	117 mm	1
DT5421	9 mm	125 mm	1
DT5422	10 mm	133 mm	1
DT5424	11 mm	142 mm	1
DT5426	12 mm	151 mm	1
DT5427	13 mm	151 mm	1

EXTREME DeWALT® Cobalt Bit Bulk Packs

Cat. No.	Diameter	Length	Pack Quantity
DT5442	2 mm	49 mm	10
DT5443	2.5 mm	57 mm	10
DT5444	3 mm	61 mm	10
DT5446	3.2 mm	65 mm	10
DT5447	3.3 mm	65 mm	10
DT5448	3.5 mm	70 mm	10
DT5449	4 mm	75 mm	10
DT5450	4.1 mm	75 mm	10
DT5451	4.2 mm	75 mm	10
DT5452	4.5 mm	80 mm	10
DT5453	4.8 mm	86 mm	10
DT5454	5 mm	86 mm	10
DT5455	5.1 mm	86 mm	10
DT5456	5.2 mm	86 mm	10
DT5457	5.5 mm	93 mm	10
DT5458	6 mm	93 mm	10
DT5459	6.5 mm	101 mm	10
DT5460	6.8 mm	109 mm	10
DT5461	7 mm	109 mm	10
DT5462	7.5 mm	109 mm	10
DT5463	8 mm	117 mm	10
DT5464	8.5 mm	117 mm	10
DT5465	9 mm	125 mm	10
DT5466	9.5 mm	125 mm	10
DT5467	10 mm	133 mm	10
DT5468	10.2 mm	133 mm	10
DT5469	11 mm	142 mm	5
DT5470	12 mm	151 mm	5
DT5471	13 mm	151 mm	5

EXTREME DeWALT® Cobalt Bit Sets

Cat. No.	Diameters mm
DT5940	2, 3, 4, 5, 6, 8 mm

Masonry Bits



Cat. No.	Diameter	Length
DT6500	3 mm	60 mm
DT6501	4.5 mm	85 mm
DT6502	5.5 mm	85 mm
DT6503	6.5 mm	100 mm
DT6504	4 mm	75 mm
DT6505	5 mm	85 mm
DT6506	6 mm	100 mm
DT6507	7 mm	100 mm
DT6508	8 mm	120 mm
DT6509	9 mm	120 mm
DT6510	10 mm	120 mm
DT6552	5.5 mm	150 mm
DT6553	6.5 mm	150 mm
DT6555	5 mm	150 mm
DT6556	6 mm	150 mm
DT6557	7 mm	150 mm
DT6558	8 mm	150 mm
DT6559	9 mm	150 mm
DT6560	10 mm	150 mm
DT6561	11 mm	150 mm
DT6562	12 mm	150 mm
DT6563	13 mm	150 mm
DT6564	14 mm	150 mm
DT6565	15 mm	150 mm
DT6566	16 mm	150 mm
DT6568	18 mm	160 mm
DT6570	20 mm	160 mm
DT6603	6.5 mm	200 mm
DT6606	6 mm	200 mm
DT6608	8 mm	200 mm
DT6609	9 mm	200 mm
DT6610	10 mm	200 mm
DT6612	12 mm	200 mm
DT6613	13 mm	200 mm
DT6614	14 mm	200 mm
DT6707	7 mm	400 mm
DT6708	8 mm	400 mm
DT6709	9 mm	400 mm
DT6710	10 mm	400 mm
DT6712	12 mm	400 mm
DT6713	13 mm	400 mm
DT6714	14 mm	400 mm
DT6716	16 mm	400 mm
DT6718	18 mm	400 mm
DT6720	20 mm	400 mm
DT6732	10 mm	600 mm
DT6733	12 mm	600 mm
DT6734	14 mm	600 mm
DT6735	16 mm	600 mm
DT6736	18 mm	600 mm
DT6737	20 mm	600 mm

Masonry Bit Sets



Cat. No.	Diameter
DT6952	4, 5, 6, 8, 10 mm

EXTREME DEWALT® Masonry Bits



Cat. No.	Diameter	Length
DT6695	3 mm	110 mm
DT6699	3.5 mm	110 mm
DT6671	4 mm	75 mm
DT6696	4 mm	110 mm
DT6672	5 mm	85 mm
DT6673	5 mm	150 mm
DT6674	5.5 mm	85 mm
DT6675	6 mm	100 mm
DT6676	6 mm	150 mm
DT6677	6 mm	200 mm
DT6678	6.5 mm	100 mm
DT6679	6.5 mm	150 mm
DT6680	7 mm	100 mm
DT6681	7 mm	150 mm
DT6682	8 mm	120 mm
DT6683	8 mm	200 mm
DT6684	9 mm	120 mm
DT6685	10 mm	120 mm
DT6686	10 mm	200 mm
DT6687	12 mm	150 mm
DT6688	12 mm	200 mm
DT6689	13 mm	150 mm
DT6690	14 mm	150 mm
DT6691	14 mm	200 mm
DT6692	16 mm	150 mm
DT6693	16 mm	200 mm

Multi-material Bits



Cat. No.	Diameter	Length	Pack Qty
DT6515	3 mm	80 mm	1
DT6516	3.5 mm	80 mm	1
DT6517	4 mm	103 mm	1
DT6518	5 mm	113 mm	1
DT6519	6 mm	123 mm	1
DT6520	6.5 mm	123 mm	1
DT6521	7 mm	123 mm	1
DT6522	8 mm	134 mm	1
DT6523	9 mm	134 mm	1
DT6524	10 mm	134 mm	1
DT6525	12 mm	153 mm	1
DT6526	13 mm	160 mm	1

Extreme DEWALT® Tile Bits



Cat. No.	Diameter	Pack Qty
DT6037	5 mm	1
DT6038	6 mm	1
DT6039	7 mm	1
DT6040	8 mm	1
DT6041	10 mm	1
DT6042	12 mm	1
DT6043	15 mm	1
DT6044	20 mm	1
DT6045	25 mm	1
DT6046	5,6,7,8,10 mm	5

Keyless Chucks

Cat. No.	Chuck capacity	Fitment
DT7001	10 mm	1/2" x 20 U.N.F
DT7002	13 mm	1/2" x 20 U.N.F
DT7040	10 mm	3/8" x 20 U.N.F
DT7041	10 mm	1/2" x 20 U.N.F
DT7042	10 mm	1/2" x 20 U.N.F
DT7043	13 mm	1/2" x 20 U.N.F
DT7044	13 mm	1/2" x 20 U.N.F
DT7045	13 mm	1/2" x 20 U.N.F
DT7046	13 mm	1/2" x 20 U.N.F

Keyed Chucks

Cat. No.	Chuck capacity	Fitment
DT7011	10 mm	1/2" x 20 U.N.F
DT7012	13 mm	1/2" x 20 U.N.F
DT7013	10 mm	3/8" x 24 U.N.F
DT7014	13 mm	5/8" x 16 U.N.F

Chuck Keys

Cat. No.	Chuck capacity
DT7021	Fits 10 mm and 13 mm chucks
DT7022	Fits 5/8" x 16 U.N.F keyed chucks

Mixer Tools



Cat. No.	Diameter	Length	Description
DT4950	100 mm	600 mm	Hex
DT4951	120 mm	600 mm	Hex
DT4952	120 mm	600 mm	M14

Carbide Grit Holesaws



- Ideal for cutting holes in masonry, light concrete, fibreboard, fibreglass and hardiplank

Cat. No.	Diameter	Depth of cut
DT8118	16 mm	38 mm
DT8123	19 mm	38 mm
DT8126	20 mm	38 mm
DT8128	22 mm	38 mm
DT8131	25 mm	38 mm
DT8134	29 mm	38 mm
DT8136	32 mm	38 mm
DT8139	35 mm	38 mm
DT8142	38 mm	38 mm
DT8144	40 mm	40 mm
DT8147	44 mm	40 mm
DT8149	48 mm	40 mm
DT8150	51 mm	40 mm
DT8155	54 mm	40 mm
DT8156	57 mm	40 mm
DT8163	64 mm	40 mm
DT8172	76 mm	40 mm
DT8174	68 mm	40 mm
DT8175	83 mm	40 mm
DT8177	102 mm	40 mm

Carbide Grit Holesaw Kits



Cat. No.	Description
DT8275	Electrician's set in plastic kitbox, 2 x hex shank mandrels, 2 x pilot drill bits, 7 hole saws ø16,20,25,32,40,51,64 mm
DT8276	Electrician's set in plastic kitbox, 2x hex shank mandrels, 2 x pilot drill bits, 7 hole saws ø,20,25,32,38,44,51,64mm
DT8277	General purpose set in plastic kitbox, 2 x hex shank mandrels 2 x pilot drill bits, 9 hole saws ø16, 19, 25, 32, 38, 44, 48, 51, 64 mm
DT8278	Plumber's set in plastic kitbox, 2 x hex shank mandrels, 2 x pilot drill bits, 9 hole saws ø19, 22, 29, 35, 38, 44, 57, 64, 76 mm

Bi-Metal Deep Cut Holesaws



- Ideal for cutting holes in steel, stainless steel, brass, copper, aluminium, wood, plastic and other composition

Cat. No.	Diameter	Depth of cut
DT8114	14 mm	38 mm
DT8116	16 mm	38 mm
DT8117	17 mm	38 mm
DT8119	19 mm	38 mm
DT8120	20 mm	38 mm
DT8121	21 mm	38 mm
DT8122	22 mm	38 mm
DT8124	24 mm	38 mm
DT8125	25 mm	38 mm
DT8127	27 mm	38 mm
DT8129	29 mm	38 mm
DT8130	30 mm	38 mm
DT8132	32 mm	38 mm
DT8133	33 mm	38 mm
DT8135	35 mm	38 mm
DT8137	37 mm	38 mm
DT8138	38 mm	40 mm
DT8140	41 mm	40 mm
DT8141	40 mm	40 mm
DT8143	43 mm	40 mm
DT8145	44 mm	40 mm
DT8146	46 mm	40 mm
DT8148	48 mm	40 mm
DT8151	51 mm	40 mm
DT8152	52 mm	40 mm
DT8154	54 mm	40 mm
DT8157	57 mm	40 mm
DT8160	60 mm	40 mm
DT8164	64 mm	40 mm
DT8165	65 mm	40 mm
DT8167	67 mm	40 mm
DT8168	68 mm	40 mm
DT8170	70 mm	40 mm
DT8173	73 mm	40 mm
DT8176	76 mm	40 mm
DT8179	79 mm	40 mm
DT8183	83 mm	40 mm
DT8186	86 mm	40 mm
DT8189	89 mm	40 mm
DT8192	92 mm	40 mm
DT8194	94 mm	40 mm
DT8195	95 mm	40 mm
DT8202	102 mm	40 mm
DT8205	105 mm	40 mm
DT8208	108 mm	40 mm
DT8214	114 mm	40 mm
DT8221	121 mm	40 mm
DT8227	127 mm	40 mm
DT8240	140 mm	40 mm
DT8252	152 mm	40 mm
DT8260	160 mm	40 mm
DT8265	111 mm	40 mm
DT8266	177 mm	40 mm
DT8267	210 mm	40 mm

Bi-Metal Deep Cut Holesaw Kits



Cat. No.	Description
DT8104	General purpose set in plastic kitbox, 2 x hex shank mandrels, 2 x pilot drill bits, 9 hole saws ø16, 19, 25, 32, 38, 44, 48, 51, 64mm
DT8105	Electrician's set in plastic kitbox, 2 x hex shank mandrels, 2 x pilot drill bits, 7 hole saws ø 22, 29, 35, 38, 44, 51, 64mm
DT8106	Plumber's set in plastic kitbox, 2 x hex shank mandrels, 2 x pilot drillbits, 9 hole saws ø19, 22, 29, 35, 38, 44, 57, 64, 76mm
DT8110	Electrician's set in plastic kitbox, 2 x hex shank mandrels, 2 x pilot drill bits, 7 hole saws ø 16, 20, 25, 32, 40, 51, 64mm
DT8111	Electrician's set in plastic kitbox, 2 x hex shank mandrels, 2 x hex shank mandrels, 2 x pilot drill bits, 7 hole saws ø 20, 25, 32, 38, 44, 51, 64mm

Holesaw Mandrels and Accessories



Cat. No.	Description
DT8101	Mandrel for 14 - 29 mm diameter hole saws. For 10 mm capacity chuck or larger
DT8102	Quick release mandrel for 32 - 160 mm diameter hole saws. For 13 mm capacity chuck or larger
DT8103	Replacement pilot drill bit (6.3 mm diameter)
DT8107	SDS-Plus Mandrel for 14-30mm diameter hole saws
DT8108	SDS-Plus Mandrel for 32 - 160 mm diameter holesaws
DT8280	Pilot bit masonry - Long
DT8281	Small masonry bit & mandrel
DT8282	Large mandrel & masonry bit
DT8283	SDS-Plus & small mandrel & pilot bit
DT8284	SDS-Plus & large mandrel & pilot bit
DT8285	Pilot bit masonry - Small
DT8290	Extension Rod
DT8295	Plug Removal Spring

DIAMOND



Diamond Drills



Wet Tile Saw




DEWALT now offers a complete system of Diamond Drills, Stands and Attachments.

The range of drills gives outstanding performance and durability. While the range of attachments and accessories provide a complete solution for every application.



1 Oil bathed gearbox constantly lubricates the pinions, increasing the life of the gearbox



2 The powerful motor makes the job easier and faster. So, drilling large holes becomes less demanding



3 The thermal protection switch will switch the motor off, and protect the unit if overloaded



The diamond drills (except D21580K) feature a LED which Lights - to illuminates when the drill is being overloaded. All the drills (including the D21580K) will stop if the maximum overload limit is reached



DIAMOND DRILLING: THE BENEFITS ...

- The fastest way to drill a clean and accurate hole over 50 mm
- Increase power, makes drilling applications easier & quick, even through rebar
- Minimal dust and noise
- Virtually vibration free, when using a drilling stand
- Low vibration, especially when drilling with a stand

For more information visit:
www.DEWALT.co.uk

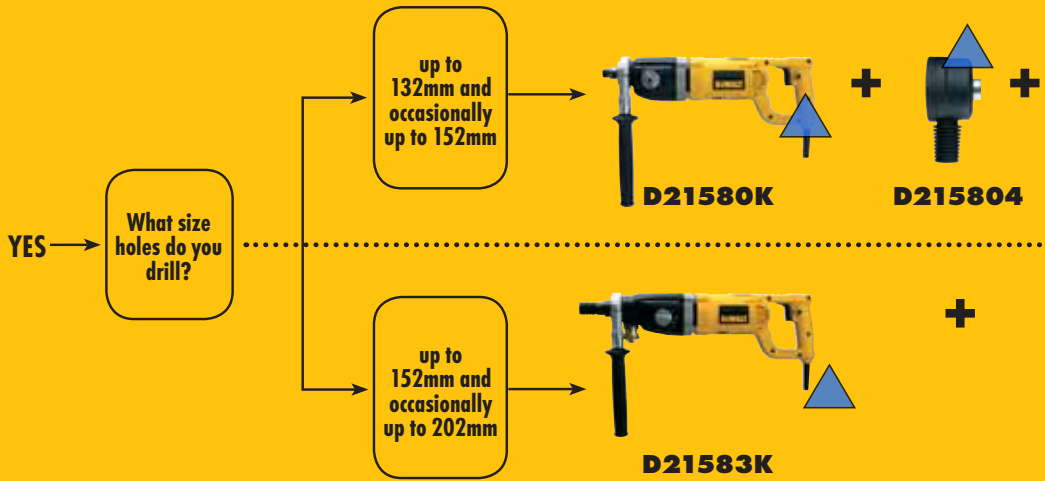


DRY

Do you drill only into soft materials such as bricks, Poroton blocks, light breezeblock or limestone?

You need a Dry Drilling System

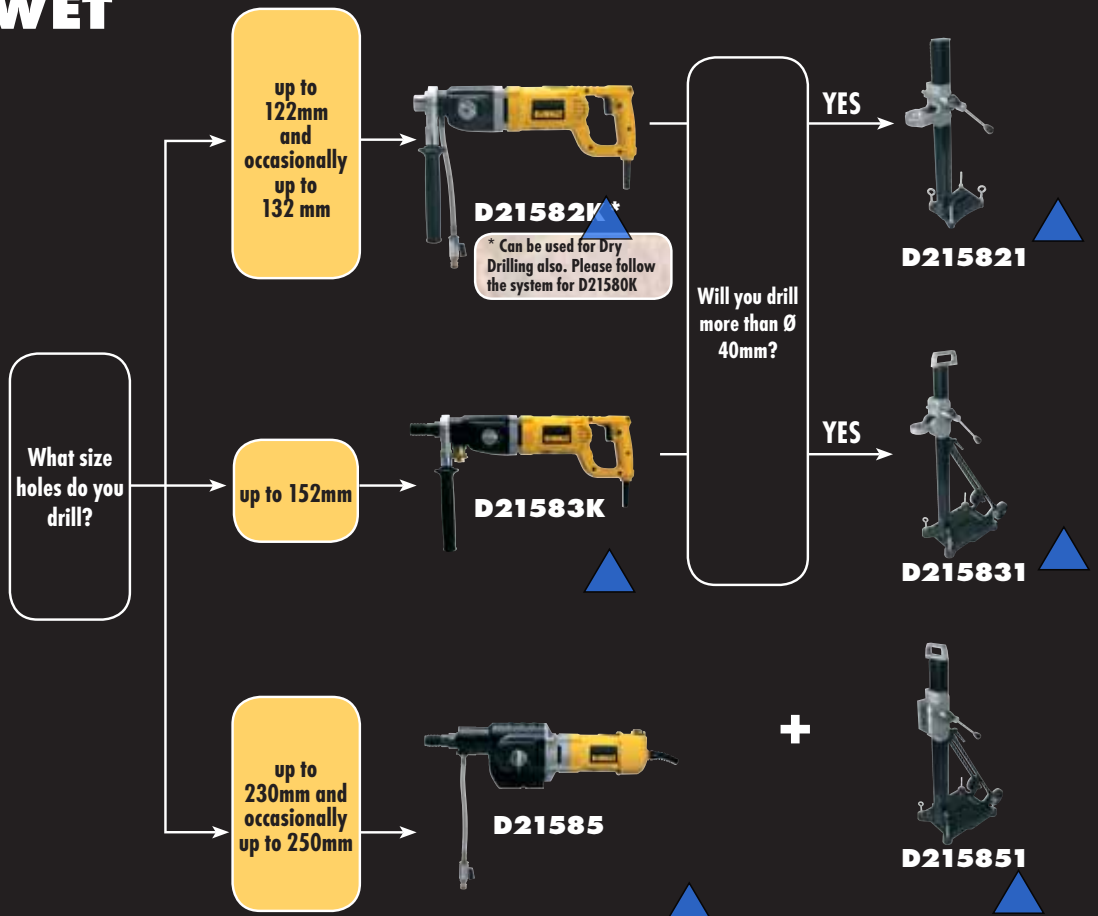
NO See below

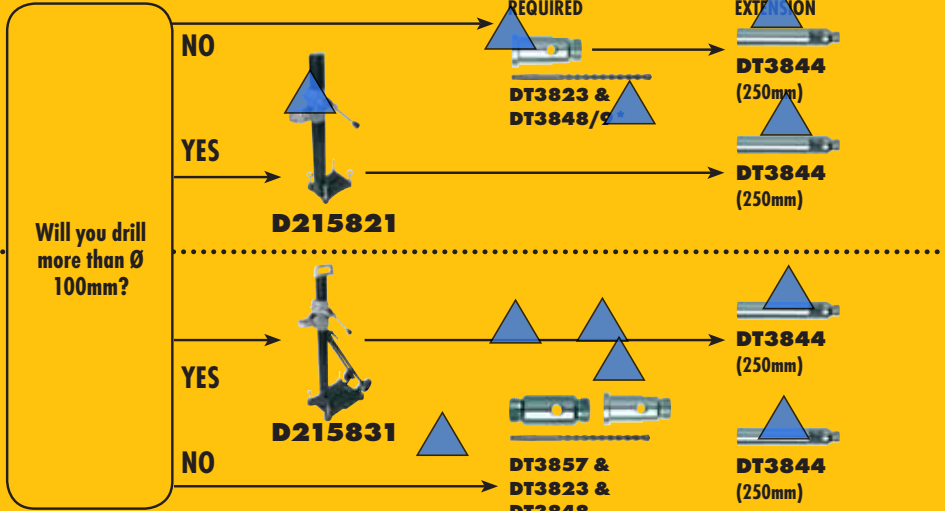


WET

Do you drill into hard materials such as reinforced concrete, natural stones or engineering bricks?

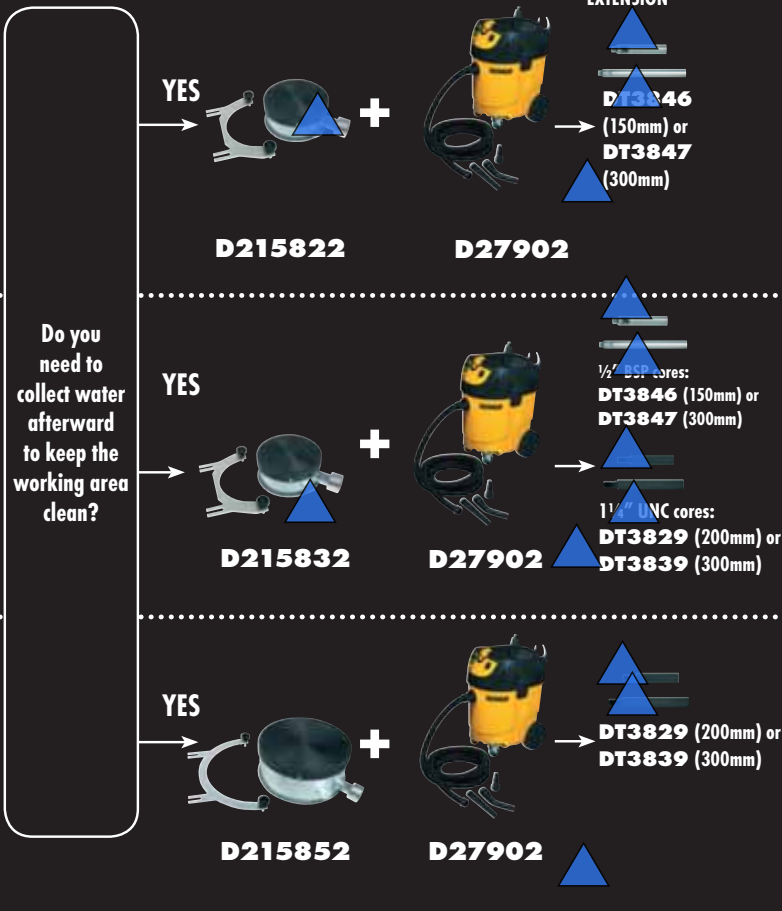
You need a Wet Drilling System





Go to page 85 to select your core

*Longer pilot drill bit (DT3849) required when using D215804 dust extraction adaptor



Go to 1/2" BSP fitment cores on page 85

This drill will accept either 1/2" BSP or 1 1/4" UNC cores please go to page 85

Go to 1 1/4" UNC fitment cores on page 85

D21580K

1705 W - 2 Speed Dry Diamond Drill



- Ideal tool for electrical, plumbing or HVAC applications when drilling only into masonry and bricks
- Quick and accurate core drilling into brick and masonry up to 152 mm
- Increased power makes the job easier and faster
- Overload and thermal protection increase the life of the tool
- Lock on button for continuous operation when drilling with a stand
- Mechanical clutch for added user protection
- Large and comfortable side handle for enhanced user comfort
- Larger rear handle allows to work while wearing gloves



Standard Equipment: Multi-position side handle, Heavy duty carrying case

D21580K

Spindle Thread	1/2" Male BSP
Power Input	1705 Watts
Power Output	1150 Watts
No Load Speed	0-1100/0-2350 rpm
Max. Drilling Capacity [Masonry]	152 mm
Collar Diameter	53 mm
Weight	5.4 kg
Length	480 mm

D21582K

1705 W - 2 Speed Wet & Dry Diamond Drill



- Ideal tool for electrical, plumbing or HVAC applications when drilling into masonry and concrete
- Quick and accurate dry drilling into bricks and masonry up to 152 mm
- Integrated water swivel for core drilling into harder material up to 132 mm such as natural stone, concrete, engineering bricks and reinforced concrete
- Increased power makes the job easier and faster
- Overload and thermal protection increase the life of the tool
- Lock on button for continuous operation when drilling with a stand
- Mechanical clutch for added user protection
- Large and comfortable side handle for enhanced user comfort
- Larger rear handle allows to work while wearing gloves



Standard Equipment: Multi-Position side handle, PRCD (inline circuit breaker), Water supply hose with integrated tap, Heavy duty carrying case

D21582K

Spindle Thread	1/2" Female BSP
Power Input	1705 Watts
Power Output	1150 Watts
No Load Speed	0-1100 / 0-2350 rpm
Max. Drilling Capacity [Concrete]	132 mm
Max. Drilling Capacity [Masonry]	152 mm
Collar Diameter	53 mm
Weight	5.9 kg
Length	480 mm

D21583K

1910 W - Heavy Duty 3 Speed Wet & Dry Diamond Drill



- Ideal tool for heavy duty electrical, plumbing or HVAC applications when drilling predominantly into concrete
- Integrated water swivel for core drilling into the hardest material up to 152 mm such as natural stone, concrete, engineering brick and reinforced concrete
- Quick and accurate core drilling into brick and masonry up to 202 mm
- When dry drilling, a dust extractor can be plugged directly onto the drill to increase drilling performance
- High powered motor delivers best in class performance for frequent heavy duty drilling
- 3 Mechanical speeds deliver optimum drilling speed
- Overload and thermal protection increase the life of the tool
- Lock on button for continuous operation when drilling with a stand
- Mechanical clutch for added user protection
- Large and comfortable side handle for enhanced user comfort
- Large rear handle allows to work while wearing gloves




Standard Equipment: Multi-position side handle, PRCD (inline circuit breaker), Connector for water supply, Connector for dust extraction, Heavy duty carrying case

D21583K

Spindle Thread	1 1/4" Male UNC & 1/2" Female BSP
Power Input	1910 Watts
Power Output	1300 Watts
No Load Speed	0-1000 / 0-2400 / 0-4600 rpm
Max. Drilling Capacity [Concrete]	152 mm
Max. Drilling Capacity [Masonry]	202 mm
Collar Diameter	60 mm
Weight	6.4 kg
Length	550 mm

D21585

2500 W - Heavy Duty 3 Speed Wet Diamond Drilling Motor



- Ideal tool for heavy duty electrical, plumbing, HVAC or general construction applications when drilling into concrete
- Integrated water swivel for core drilling into any material up to 250 mm
- High powered motor delivers best in class performance for frequent Heavy duty drilling
- 3 Mechanical speeds deliver optimum drilling speed
- Overload and thermal protection increase the life of the tool.
- Mechanical clutch for added user protection
- To be used with D215851 drilling stand

Dust Collection Devices for Diamond Drills



- Dust collection increases the drilling speed and the life of the core bits
- Reduces air-borne dust, increasing user safety

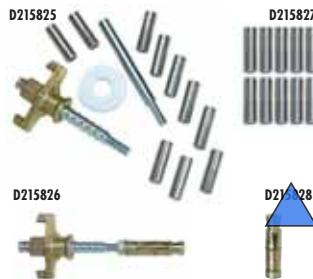
Cat. No.	Description	Fits
D215804	Dust collection device	D21580K / D21582K

Water Collection for Diamond Drills



Cat. No.	Description	Fits
D215822	Water collection ring	D215821
D215823	3 x Spare seals	D215822
D215832	Water collection ring	D215831
D215833	3 x Spare seals	D215832
D215852	Water collection ring	D215851
D215853	3 x Spare seals	D215852

Mechanical Anchoring for Diamond Drill Stands



- To fasten the drilling stand on the wall / floor

Cat. No.	Description	Fits
D215825	Fastening set for concrete	D215821 / D215831 / D215851
D215826	Fastening set for masonry	D215821 / D215831 / D215851
D215827	10 x spare dowels for concrete	D215825
D215828	Spare dowel for masonry	D215826

Vacuum Pump and Attachments for Diamond Drills



- A vacuum pump provides an easy way to maintain a drilling stand in position
- The working surface has to be flat and clean for optimal suction

Cat. No.	Description	Fits
D215837	Vacuum pump	D215831 / D215851
D215838	Spare 3 m vacuum hose	D215837
D215839	Vacuum set (seal and valve)	D215831
D215859	Vacuum set (seal and valve)	D215851

Water Supply for Diamond Drills



- When the water mains are not available
- 10 L tank for increased capacity
- Pressure gauge for better control

Cat. No.	Description	Fits
D215824	10 L water tank	D21582K / D21583K / D21585

Diamond Drill Attachments



Cat. No.	Description	Fits
D215834	Reduction ring 60 to 53 mm collar	D215831
D215835	Quick action bracing bracket	D215821 / D215831 / D215851
D215854	5 Copper ring for 1 1/4" core bits	D21583K / D21585



Standard Equipment: PRCD (in-line circuit breaker), Water supply hose with integrated tap

D21585

Spindle Thread	1 1/4" Male UNC
Power Input	2500 Watts
Power Output	1500 Watts
No Load Speed	500 / 1200 / 2000 rpm
Max. Drilling Capacity [Concrete]	250 mm
Max. Drilling Capacity [Masonry]	300 mm
Weight	11.2 kg
Length	570 mm

D215821

Small Drilling Stand - 53 mm Collar



- Ideal for occasional drilling of large holes into concrete or masonry
- Small and compact for easy transport to the job site
- Smooth sliding carriage delivers best in class drilling accuracy
- Reversible press handle offers tool-free handle set-up

D215821

Column Length	680 mm
Collar Diameter	53 mm
Max Drilling Diameter with Water Collector	102 mm
Max Drilling Diameter without Water Collector	152 mm
Inclinable	-
Weight	7 kg

D215831

Medium Drilling Stand with integrated vacuum base - 60 mm Collar



- For heavy duty drilling into masonry and concrete
- Smooth sliding mechanism of the carriage delivers best in class drilling accuracy
- Quick release tool holder allows a quick set up on the jobsite
- Support brackets increase the rigidity of the column
- Integrated vacuum base for an even quicker set up (vacuum pump required)
- Transport wheels and handle for easy transport to the jobsite

D215831

Column Length	995 mm
Collar Diameter	60 mm
Max Drilling Diameter with Water Collector	152 mm
Max Drilling Diameter without Water Collector	172 mm
Inclinable	45°
Weight	16 kg

D215851

Stand for Drilling Motor (D21585)



- For heavy duty drilling into masonry and concrete with D21585 drilling motor
- Smooth sliding mechanism of the carriage delivers best in class drilling accuracy
- Large base delivers higher stability and improved drilling accuracy
- Support brackets increase the rigidity of the column
- Integrated vacuum base for an even quicker set up (vacuum pump required)
- Transport wheels and handle for easy transport to the jobsite

D215851

Column Length	995 mm
Max Drilling Diameter with Water Collector	250 mm
Max Drilling Diameter without Water Collector	300 mm
Inclinable	45°
Weight	22 kg

Fitment 1/2" BSP (F) Universal

- Optimised diamond segment design offers the combination of high drilling speed & long life in a wide range of materials
- Laser welding prevents segment loss when dry drilling
- Fast, dry drilling of clean accurate thru or blind holes, typically for heating, electrical or sanitary work
- Use with New DEWALT diamond core drills, rotary drill or SDS-Plus rotary hammer (non hammer action) with a minimum of 700W rating, for dry cutting of most general masonry construction materials e.g. building brick/blocks, tiles, paving blocks, light concrete etc
- Can be used with either a drive adapter or fitted directly to a machine using the relevant thread adapter if required

Cat. No.	Diameter	Thread	Length
DT3865	68 mm	M16 F	62 mm
DT3866	82 mm	M16 F	62 mm
DT3875	22 mm	1/2" BSP F	300 mm
DT3876	28 mm	1/2" BSP F	300 mm
DT3877	32 mm	1/2" BSP F	300 mm
DT3885	38 mm	1/2" BSP F	150 mm
DT3886	48 mm	1/2" BSP F	150 mm
DT3887	52 mm	1/2" BSP F	150 mm
DT3888	60 mm	1/2" BSP F	150 mm
DT3889	65 mm	1/2" BSP F	150 mm
DT3890	72 mm	1/2" BSP F	150 mm
DT3891	78 mm	1/2" BSP F	150 mm
DT3892	82 mm	1/2" BSP F	150 mm
DT3893	91 mm	1/2" BSP F	150 mm
DT3894	107 mm	1/2" BSP F	150 mm
DT3895	117 mm	1/2" BSP F	150 mm
DT3896	127 mm	1/2" BSP F	150 mm
DT3897	132 mm	1/2" BSP F	150 mm
DT3898	152 mm	1/2" BSP F	150 mm

Adapters and Accessories

Cat. No.	Description	Length
DT3800	1/2" BSP M to 1 1/4" UNC M	
DT3801	Hilti DD80/DD100 to 1/2" BSP F	
DT3803	Hilti DCM1.5/DCM2/DD160/DD250 to 1 1/4" UNC M	
DT3809	5/8" x 16 UNF to 1/2" BSP M	
DT3812	M18 to 1/2" BSP M	
DT3813	3 jaw chuck to 1/2" BSP M	
DT3815	SDS Plus to 1/2" BSP M	95 mm
DT3822	13mm Hex - M18 Drive Adapter	83 mm
DT3823	1/2" BSP F - 1/2" BSP M	
DT3824	Pilot drill	75 mm
DT3825	Pilot drill	150 mm
DT3826	Extension Rod Hex Ø12 - M18	150 mm
DT3827	1/2" BSP F - M18 Thread adapter	
DT3828	5/8x16UNF - M18 Thread adapter	
DT3829	200mm Extension Rod 1 1/4" UNC F to 1 1/4" UNC M	200 mm
DT3839	300mm Extension Rod 1 1/4" UNC F to 1 1/4" UNC M	300 mm
DT3844	250mm Extension Rod 1/2" BSP M to 1/2" BSP F	250 mm
DT3846	150mm Extension Rod 1/2" BSP F to 1/2" BSP M	150 mm
DT3847	300mm Extension Rod 1/2" BSP F to 1/2" BSP M	300 mm
DT3848	200mm A Taper Drill	200 mm
DT3849	300mm A Taper Drill	300 mm

Fitment 1/2" BSP (M) Universal

- Optimised diamond segment designs offer the combination of high drilling speed and long life in a wide range of materials
- Laser welding prevents segment loss when drilling
- DEWALT EXTREME product for high drilling speed and long life in hard materials
- Fast, wet drilling of clean accurate holes
- Ideal for plumbing, electrical, engineering installation and general building tasks

Cat. No.	Diameter	Thread	Length
DT9710	25 mm	1/2" BSP M	350 mm
DT9711	28 mm	1/2" BSP M	350 mm
DT9712	30 mm	1/2" BSP M	350 mm
DT9713	32 mm	1/2" BSP M	350 mm
DT9714	37 mm	1/2" BSP M	350 mm
DT9715	40 mm	1/2" BSP M	350 mm
DT9716	45 mm	1/2" BSP M	350 mm
DT9717	52 mm	1/2" BSP M	350 mm
DT9718	60 mm	1/2" BSP M	350 mm
DT9719	65 mm	1/2" BSP M	350 mm
DT9720	72 mm	1/2" BSP M	350 mm
DT9721	78 mm	1/2" BSP M	350 mm
DT9722	82 mm	1/2" BSP M	350 mm
DT9723	91 mm	1/2" BSP M	350 mm
DT9724	102 mm	1/2" BSP M	350 mm
DT9725	107 mm	1/2" BSP M	350 mm
DT9726	112 mm	1/2" BSP M	350 mm
DT9727	122 mm	1/2" BSP M	350 mm
DT9728	127 mm	1/2" BSP M	350 mm
DT9729	132 mm	1/2" BSP M	350 mm
DT9730	152 mm	1/2" BSP M	350 mm
DT9735	25 mm	1/2" BSP M	350 mm
DT9736	28 mm	1/2" BSP M	350 mm
DT9737	30 mm	1/2" BSP M	350 mm
DT9738	32 mm	1/2" BSP M	350 mm
DT9739	37 mm	1/2" BSP M	350 mm
DT9740	40 mm	1/2" BSP M	350 mm
DT9741	45 mm	1/2" BSP M	350 mm
DT9742	52 mm	1/2" BSP M	350 mm
DT9743	60 mm	1/2" BSP M	350 mm
DT9744	65 mm	1/2" BSP M	350 mm
DT9745	72 mm	1/2" BSP M	350 mm
DT9746	78 mm	1/2" BSP M	350 mm
DT9747	82 mm	1/2" BSP M	350 mm
DT9748	91 mm	1/2" BSP M	350 mm
DT9749	102 mm	1/2" BSP M	350 mm
DT9750	107 mm	1/2" BSP M	350 mm
DT9751	112 mm	1/2" BSP M	350 mm
DT9752	122 mm	1/2" BSP M	350 mm
DT9753	127 mm	1/2" BSP M	350 mm
DT9754	132 mm	1/2" BSP M	350 mm
DT9755	152 mm	1/2" BSP M	350 mm



DT3800



DT3803



DT3809



DT3812



DT3813



DT3815



DT3820



DT3823

Fitment 1/4" UNC (F) Universal

- Optimised diamond segment designs offer the combination of high drilling speed and long life in a wide range of materials
- Laser welding prevents segment loss when drilling
- Fast wet drilling of clean accurate holes
- Ideal for plumbing, electrical, engineering installation and general building tasks

Cat. No.	Diameter	Thread	Length
DT9760	52 mm	1 1/4" UNC F	400 mm
DT9761	60 mm	1 1/4" UNC F	400 mm
DT9762	65 mm	1 1/4" UNC F	400 mm
DT9763	72 mm	1 1/4" UNC F	400 mm
DT9764	78 mm	1 1/4" UNC F	400 mm
DT9765	82 mm	1 1/4" UNC F	400 mm
DT9766	91 mm	1 1/4" UNC F	400 mm
DT9767	102 mm	1 1/4" UNC F	400 mm
DT9768	107 mm	1 1/4" UNC F	400 mm
DT9769	112 mm	1 1/4" UNC F	400 mm
DT9770	122 mm	1 1/4" UNC F	400 mm
DT9771	127 mm	1 1/4" UNC F	400 mm
DT9772	132 mm	1 1/4" UNC F	400 mm
DT9773	152 mm	1 1/4" UNC F	400 mm
DT9774	162 mm	1 1/4" UNC F	400 mm
DT9775	178 mm	1 1/4" UNC F	400 mm
DT9776	187 mm	1 1/4" UNC F	400 mm
DT9777	200 mm	1 1/4" UNC F	400 mm
DT9778	212 mm	1 1/4" UNC F	400 mm
DT9779	225 mm	1 1/4" UNC F	400 mm
DT9780	250 mm	1 1/4" UNC F	400 mm
DT9781	300 mm	1 1/4" UNC F	400 mm




DT3829



DT3839



DT3844



DT3847



DT3848



DT3849

D24000

250 mm Slide Table Wet Tile Saw



- Stainless steel rail system is integrated into the tile saw frame, ensuring accurate cuts
- Cantilevering rail / cart system allows for 610 mm ripping capacity
- Relatively low weight allows one person to transport and set up saw
- Integrated 45 / 22.5 degree feature for quick angle cuts
- Plunge feature allows the user to make quick plunge cuts for electrical outlets
- Dual water nozzles can be adjusted for optimal water placement on the blade in order to minimise over-spray and mist
- Rear and side water attachments can be placed on the tile saw to catch overspray - keeping the water in the pan
- Removeable cutting cart for easy cleaning of tile saw
- Edge guide with two positions (90 & 45 degree) allows easy line up of corner cuts
- Integrated portable residual current device (PRCD) circuit breaker for increased user protection



Standard Equipment: Cutting disc, Extension table, Side and rear water collector, Hex key

D24000

Power Input	1600 Watts
Wheel Diameter	250 mm
No Load Speed	4200 rpm
Depth of cut	95 mm
Max. Crosscut Capacity at 90°	610 mm
Max. Crosscut Capacity at 45°	450 mm
Weight	32 kg
Width x Length	690 x 860 mm

Wet Tile Saw Attachments



- Metal construction for added stability
- Adjusts to four height positions for user customisation
- Folds away for easy transport

Cat. No.	Description
D240001	Wet Tile Saw Legstand


Wet Tile Saw Wheels



- Wet tile saw blades for cutting ceramic, porcelain and stone

Cat. No.	Description	Diameter	Bore Size
DT3733	Ceramic Tile Blade	250 mm	25.4 mm
DT3734	Porcelain/ Stone Blade	250 mm	25.4 mm





HAMMERS



Rotary & Combination Hammers



Chipping Hammers

Demolition Hammers



Pavement Breaker

THE LEADING FORCE IN HAMMERS

DeWALT's hammer design philosophy is to provide our customers with the most durable, powerful and comfortable tools.


DURABILITY

All DeWALT hammers meet the most stringent expectations of the professional end user and deliver best in class life. DeWALT hammers undergo a range of extensive tests to ensure that every one meets the most demanding tasks in the most punishing jobsite conditions.



INNOVATIVE FEATURES

Innovation is the key in the DeWALT hammer range. This has been recognised by the industry as DeWALT hammers have won numerous awards in recent years, such as the international IF award for excellence in design standards.*



LOWEST VIBRATION, HIGHEST PRODUCTIVITY

Using unique anti-vibration systems, the 7kg, 9kg, 10kg, 12kg and 30kg hammers reduce vibration to a new low level on the market allowing the user to work for longer periods of time increasing productivity, comfort and safety.

Floating Handle System: This has been designed to completely "suspend" the back handle from the main house, achieving the highest vibration reduction possible.




COMPLETE TORQUE CONTROL

The complete Torque Control offers a patented two step clutch system. This system allows the tool to operate safely at both low and high torque settings, depending on the application.



Clutch Setting #1
Maximum Control
40Nm Torque




APPLICATIONS



Clutch Setting #2
Maximum Control
80Nm Torque

90% of all Applications



CORDLESS INNOVATION

The DeWALT cordless SDS hammer range is constantly evolving. Offering solutions in the 36 Volt, 28 Volt, 24 Volt and 18 Volt platforms, DeWALT cordless SDS hammer users have a tool for all cordless hammer applications.

Their extremely comfortable and ergonomic design coupled with Active Vibration Control allows users to benefit from the advantages of a cordless tool without losing comfort or power.

The unique spring loaded system de-couples the internal mechanism, from the external housings resulting in extremely low vibration levels.



*D25304K, D25203K, D25840K, D25701K, D25730K, DC224KB, DC234KL

DEWALT RANGE			Solid Drilling																			
			12	14	16	18	20	22	24	26	28	30	32	35	36	38	40	42	45	48	50	52
Cordless Hammers	DC212		●	●	●	●	●															
	DC213		●	●	●	●	●															
	DC222		●	●	●	●	●	●														
	DC223/DC224*		●	●	●	●	●	●														
	DC228KL/229*		●	●	●	●	●	●	●													
	DC234		●	●	●	●	●	●	●													
SDS-PLUS Rotary Hammers	D25112K		●	●	●	●	●	●														
	D25113K		●	●	●	●	●	●														
	D25114K		●	●	●	●	●	●	●													
	D25212K		●	●	●	●	●	●	●													
	D25312K		●	●	●	●	●	●	●													
	D25314K		●	●	●	●	●	●	●													
	D25315K		●	●	●	●	●	●	●													
	D25314		●	●	●	●	●	●	●	●	●	●	●	●	●	●	●	●	●	●	●	●
SDS-MAX Combination Hammers	D25700		●	●	●	●	●	●	●	●	●	●	●	●	●	●	●	●	●	●	●	●
	D25700		●	●	●	●	●	●	●	●	●	●	●	●	●	●	●	●	●	●	●	●
	D25700			●	●	●	●	●	●	●	●	●	●	●	●	●	●	●	●	●	●	●
	D25701			●	●	●	●	●	●	●	●	●	●	●	●	●	●	●	●	●	●	●
	D25730			●	●	●	●	●	●	●	●	●	●	●	●	●	●	●	●	●	●	●

*DC223 and DC228 without Quick Change Chuck

DEWALT RANGE			Weight Kg	Vibration ζ^{**}	Extra Features	Tile Removal	Plaster Removal	Chasing brick or masonry	Medium duty demolition works	Breaking openings for doors or windows	Wall chasing for pipework	Bashing works on walls	Surface preparation	Earth rod driving	Bashing works on floor	Refurbishing concrete floors	Tarmac, Clay, Soil cutting	Floor breaking for central pipes	Ballast Tamping	
Chipping and Demolition	D25330		2.95	20.5		●	●	●												
	D25830		5.6	19.6		●	●	●	●	●	●	●								
	D25740		7.2	12.1				●	●	●	●	●	●	●	●	●	●	●	●	●
	D25799		9.8	13.9					●	●	●	●	●	●	●	●	●	●	●	●
	D25701		10.5	7.9					●	●	●	●	●	●	●	●	●	●	●	●
	D25941		13.2	8.8										●	●	●	●	●	●	●
	D25980		31	6.6													●	●	●	

Core Drilling						Application Mode			Additional Information			
<65	65-80	80-90	90-100	100-125	125-150	Only Rotary	Rotary Hammer	Chipping	Drilling/Demo Ratio	Weight KG	Vibration M/S ² **	Extra Features
						★	★		100%	3.1	8.0	AVC, QCC
						★	★	★	95% 5%	3.1	8.0	AVC
						★	★		100%	3.8	7.7	AVC
						★	★	★	95% 5%	4	7.7	AVC, QCC
						★	★	★	95% 5%	3.4	7.6	AVC, QCC
						★	★	★	95% 5%	3.8	8.4	AVC, QCC
●						★	★		100%	2.55	13.8	
●						★	★	★	90% 10%	2.6	13.8	
●						★	★	★	95% 5%	2.8	13.8	QCC
●	●					★	★	★	90% 10%	2.75	15.4	
●						★	★	★	80% 20%	2.95	18.1	
●						★	★	★	90% 10%	3.1	18.1	QCC
						★	★	★	100%	4.6	18.1	QCC
●	●	●				★	★	★	75% 25%	4.9	13.6	QCC
●	●	●					★	★	60% 40%	5.95	16.3	
●	●	●	●	●			★	★	60% 40%	6.2	16.3	
●	●	●	●	●	●		★	★	50% 50%	7.8	9.9	AVC, QCC
●	●	●	●	●	●		★	★	50% 50%	8.3	9.9	AVC, QCC, CTC
●	●	●	●	●	●		★	★	30% 70%	9.5	11.4	AVC, QCC, CTC

**Tri-Axis Vibration M/S² (EN60745)



36 VOLT **THE POWER OF CORDED WITHOUT THE CORD™**

For more details on 36 Volt SDS Hammers refer to page 15



28 VOLT **WORKS HARDER. LASTS LONGER.**

For more details on 28 Volt SDS Hammers refer to pages 19 and 20



SYSTEM 24 VOLT **THE ORIGINAL CORDLESS SDS HAMMER**

For more details on 24 Volt SDS Hammers refer to page 23



18 VOLT **PART OF THE 38-TOOL 18 VOLT SYSTEM**

For more details on 18 Volt SDS Hammers refer to pages 27 and 31

Key

- Optimum
- Occasional
- Application Mode
- Drilling/Demo Ratio
- Quick Change Chuck
- Anti-Vibration Floating Handle
- Complete Torque Control
- Active Vibration Control
- Suspended Handles

D25112/ D25112K/ D25112C*

24 mm Heavy Duty SDS-Plus Rotary Hammer



- Ideal for drilling anchor and fixing holes into concrete and masonry from 4 to 24 mm in diameter
- Electronic variable speed for total control in any application
- Impact-stop for drilling in wood, steel, ceramic and screwdriving applications
- Safety clutch eliminates sudden high-torque reaction should the bit jam
- Ergonomic rubber coated back handle design for improved comfort in use
- Rounded ergonomic industrial design allows easy and comfortable handling in any application
- Large 22 mm hammer mechanism delivers high performance with low stress to the critical components
- Improved sealing for maximum protection from dust ingress ensuring long tool life
- Output air slots designed to protect users' eye



Standard Equipment: Multi-position side handle, depth stop

*Available with heavy duty carrying case as K-Version, or with 3 jaws keyed chuck and SDS-Plus adapter as C-Version, D25112 and D25112C not available in the UK

D25112/ D25112K/ D25112C*

Power Input	780 Watts
Power Output	365 Watts
No Load Speed	0-1150 rpm
Blows per Minute	0-4300 bpm
Impact Energy	0-3.1 J
Tool Holder	SDS-Plus
Max. Drilling Capacity [Wood]	30 mm
Max. Drilling Capacity [Metal]	13 mm
Max. Drilling Capacity [Concrete]	24 mm
Max. Drilling Capacity [Core bit]	65 mm
Weight	2.55 kg
Length x Height	352 x 200 mm

D25113K/ D25113C*

26 mm Heavy Duty SDS-Plus Combination Hammer



- Ideal for drilling anchor and fixing holes into concrete and masonry from 4 to 26 mm in diameter
- Electronic variable speed for total control in any application
- Rotation-stop for light chiselling applications in brick, soft masonry and occasionally concrete
- Impact-stop for drilling in wood, steel, ceramic and screwdriving applications
- Safety clutch eliminates sudden high-torque reaction should the bit jam
- Ergonomic rubber coated back handle design for improved comfort in use
- Rounded ergonomic industrial design allows easy and comfortable handling in any application
- Large 22 mm hammer mechanism delivers high performance with low stress to the critical components
- Improved sealing for maximum protection from dust ingress ensuring long tool life
- Output air slots designed to protect users' eye



Standard Equipment: Multi-position side handle, Depth stop, Heavy duty carrying case

*Available with 3 jaws keyed chuck and SDS-Plus adapter as C-Version, D25113C not available in the UK

D25113K/ D25113C*

Power Input	800 Watts
Power Output	395 Watts
No Load Speed	0-1150 rpm
Blows per Minute	0-4300 bpm
Impact Energy	0-3.4 J
Tool Holder	SDS-Plus
Max. Drilling Capacity [Wood]	30 mm
Max. Drilling Capacity [Metal]	13 mm
Max. Drilling Capacity [Concrete]	26 mm
Max. Drilling Capacity [Core bit]	65 mm
Weight	2.6 kg
Length x Height	352 x 200 mm

D25114K

26 mm Heavy Duty SDS-Plus Combination Hammer with Quick Change Chuck



- Ideal for drilling anchor and fixing holes into concrete and masonry from 4 to 26 mm in diameter
- Electronic variable speed for total control in any application
- Rotation-stop for light chiselling applications in brick, soft masonry and occasionally concrete
- Impact-stop for drilling in wood, steel, ceramic and screwdriving applications
- Safety clutch eliminates sudden high-torque reaction should the bit jam
- Ergonomic rubber coated back handle design for improved comfort in use
- Rounded ergonomic industrial design allows easy and comfortable handling in any application
- Large 22 mm hammer mechanism delivers high performance with low stress to the critical components
- Improved sealing for maximum protection from dust ingress ensuring long tool life
- Output air slots designed to protect users' eye



Standard Equipment: Multi-position side handle, Depth stop, "Quick Change" 13 mm 3 jaw keyless chuck, Heavy duty carrying case

D25114K

Power Input	800 Watts
Power Output	395 Watts
No Load Speed	0-1150 rpm
Blows per Minute	0-4300 bpm
Impact Energy	0-3.4 J
Tool Holder	SDS-Plus
Max. Drilling Capacity [Wood]	30 mm
Max. Drilling Capacity [Metal]	13 mm
Max. Drilling Capacity [Concrete]	26 mm
Max. Drilling Capacity [Core bit]	65 mm
Weight	2.8 kg
Length x Height	368 x 200 mm

D25213K

26 mm SDS-Plus Combination Hammer D-Handle



- Ideal for drilling anchor and fixing holes into concrete and masonry from 4 to 26 mm in diameter
- Electronic variable speed for total control in any application
- Rotation-stop for light chiselling applications in brick, soft masonry and occasionally concrete
- Impact-stop for drilling in wood, steel, ceramic and screwdriving applications
- Safety clutch eliminates sudden high-torque reaction should the bit jam
- Ergonomic rubber coated back handle design for improved comfort in use
- Rounded ergonomic gearbox design allows easy and comfortable handling particularly in light chipping applications
- The "D-handle" design combined with the tool length makes it particularly suitable for vertical down drilling
- Improved sealing for maximum protection from dust ingress ensuring long tool life



Standard Equipment: Multi-position side handle, Depth stop, Heavy duty carrying case

D25213K

Power Input	800 Watts
Power Output	395 Watts
No Load Speed	0-1150 rpm
Blows per Minute	0-4300 bpm
Impact Energy	0-3.4 J
Tool Holder	SDS-Plus
Max. Drilling Capacity [Wood]	30 mm
Max. Drilling Capacity [Metal]	13 mm
Max. Drilling Capacity [Concrete]	26 mm
Max. Drilling Capacity [Core bit]	80 mm
Weight	2.75 kg
Length x Height	420 x 200 mm

D25313K

26 mm L-Shape SDS-Plus Combination Hammer



- Ideal for drilling anchor and fixing holes into concrete and masonry from 4 to 26 mm in diameter
- Electronic variable speed for total control in any application
- Rotation-stop for light chiselling applications in brick, soft masonry and occasionally concrete
- Impact-stop for drilling in wood, steel, ceramic and screwdriving applications
- Safety clutch eliminates sudden high-torque reaction should the bit jam
- Ergonomic rubber coated back handle design for improved comfort in use
- Long 5 m cable for improved flexibility and control
- Connection for Integrated Dust Extraction System
- Rounded ergonomic industrial design allows easy and comfortable handling in any application
- Large 22 mm hammer mechanism delivers high performance with low stress to the critical components
- Improved sealing for maximum protection from dust ingress ensuring long tool life



Standard Equipment: Multi position side handle, Quick adjustment depth stop, Heavy duty carrying case

D25313K

Power Input	800 Watts
Power Output	395 Watts
No Load Speed	0-1150 rpm
Blows per Minute	0-4300 bpm
Impact Energy	0-3.4 J
Tool Holder	SDS-Plus
Max. Drilling Capacity [Wood]	30 mm
Max. Drilling Capacity [Metal]	13 mm
Max. Drilling Capacity [Concrete]	26 mm
Max. Drilling Capacity [Core bit]	65 mm
Weight	2.95 kg
Length x Height	296 x 225 mm

D25314K

26 mm L-Shape SDS-Plus Hammer with 3 Jaw Quick Change Chuck



- Ideal for drilling anchor and fixing holes into concrete and masonry from 4 to 26 mm in diameter
- Electronic variable speed for total control in any application
- Rotation-stop for light chiselling applications in brick, soft masonry and occasionally concrete
- Impact-stop for drilling in wood, steel, ceramic and screwdriving applications
- Quick Change Removable Chuck for precise drilling in wood and steel and screwdriving applications
- Safety clutch eliminates sudden high-torque reaction should the bit jam
- Ergonomic rubber coated back handle design for improved comfort in use
- Long 5 m cable for improved flexibility and control
- Connection for Integrated Dust Extraction System
- Rounded ergonomic industrial design allows easy and comfortable handling
- Improved sealing for maximum protection from dust ingress ensuring long tool life
- Large 22 mm hammer mechanism delivers high performance with low stress to the critical components



Standard Equipment: Multi position side handle, Quick Adjustment depth stop, Quick Change 13 mm 3 Jaw Keyless Chuck for rotary drilling, Heavy duty carrying case

D25314K

Power Input	800 Watts
Power Output	395 Watts
No Load Speed	0-1150 rpm
Blows per Minute	0-4300 bpm
Impact Energy	0-3.4 J
Tool Holder	SDS-Plus
Max. Drilling Capacity [Wood]	30 mm
Max. Drilling Capacity [Metal]	13 mm
Max. Drilling Capacity [Concrete]	26 mm
Max. Drilling Capacity [Core bit]	65 mm
Weight	3.1 kg
Length x Height	308 x 225 mm



D25315K

26 mm L-Shape SDS-Plus Hammer with Integrated Dust Extraction System



- Ideal for drilling anchor and fixing holes into concrete and masonry from 4 to 26 mm in diameter, with Dust Extraction System up to 16 mm in diameter
- Hepa filter improves dust filtering ensuring minimum dust levels emitted into atmosphere
- Electronic variable speed for total control in any application
- Rotation-stop for light chiselling applications in brick, soft masonry and occasionally concrete
- Impact-stop for drilling in wood, steel, ceramic and screwdriving applications
- Quick change removable chuck for precise drilling in wood and steel and screwdriving applications
- Safety clutch eliminates sudden high-torque reaction should the bit jam
- Ergonomic rubber coated back handle design for improved comfort in use
- Quick fit system for easy tool-free assembly and release



Standard Equipment: Integrated dust extraction system with Hepa filter, Multi position side handle, Quick adjustment depth stop, Quick change 13 mm 3 jaw keyless chuck for rotary drilling, Heavy duty carrying case

D25315K

Power Input	800 Watts
Power Output	395 Watts
No Load Speed	0-1150 rpm
Blows per Minute	0-4300 bpm
Impact Energy	0-3.4 J
Tool Holder	SDS-Plus
Max. Drilling Capacity [Wood]	30 mm
Max. Drilling Capacity [Metal]	13 mm
Max. Drilling Capacity [Concrete]	26 mm
Max. Drilling Capacity [Core bit]	65 mm
Weight	4.6 kg
Length x Height	441 x 291 mm

D25404K*

32 mm Heavy Duty SDS-Plus Combination Hammer



- Ideal for drilling large anchor, fixing and through holes in concrete and masonry from 6 to 32 mm in diameter
- Rotation-stop for light chiselling applications, render and tile removal
- Impact-stop for drilling in wood, ceramic, steel and screwdriving applications
- Large hammer mechanism construction guarantees longer tool life and superior performance
- Outstanding ergonomic D-Handle design with rubber coated handle provides comfortable and secure grip in any application
- Electronic variable speed switch for total control
- Quick change feature enables rapid change of the SDS-Plus toolholder reducing down time
- Quick change 3 jawed chuck provides speed, precision and flexibility when drilling in wood, ceramic and steel (available as accessory)
- High power 900 Watt 73 mm motor ensuring excellent performance in all drilling applications
- High technology transmission design cuts friction losses delivering smooth quiet operation



Standard Equipment: Quick release removable tool holder, Multi-position side handle, Heavy duty carrying case

*D25405K also available - includes SDS Plus bits, 3 jaw Quick Change Chuck and drilling accessory pack

D25404K*

Power Input	900 Watts
Power Output	550 Watts
No Load Speed	0-730 rpm
Blows per Minute	0-4100 bpm
Impact Energy	0-4.8 J
Tool Holder	SDS-Plus
Max. Drilling Capacity [Wood]	40 mm
Max. Drilling Capacity [Metal]	16 mm
Max. Drilling Capacity [Concrete]	6-32 mm
Max. Drilling Capacity [Core bit]	90 mm
Weight	4.8 kg
Length x Height	385 x 230 mm

Integrated Dust Extraction

Electrical connection for dust extraction

Durability

Dust sealed ball bearings and three 'O' rings protect against dust

Safety and Control

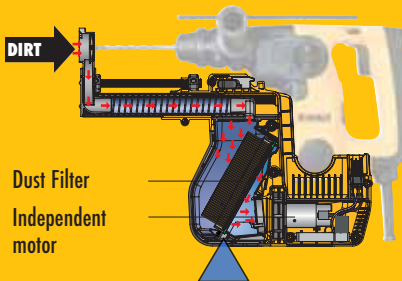
Electronic variable speed

Performance

Large mechanism for increased impact

Comfort and Flexibility

Quick change chuck for drilling into a range of materials



D25315K: SDS-Plus, L-Shape Hammer with integrated Dust Extraction System

Clean and safe drilling is now easy and comfortable, thanks to innovative features which make the D25315K a unique tool in its category.

D25500K*

40 mm SDS-Max Combination Hammer



- Ideal for drilling anchor fixing and through holes in concrete and masonry from 12 to 40 mm in diameter. Core drilling up to 90 mm
- Rotation-stop for light demolition applications
- Unique dust sealing protection to prevent even the finest dust ingress into mechanism delivering high durability and extended tool life
- Hammer mechanism optimized to deliver maximum impact energy to beat frequency and efficiently drill into the hardest concrete
- Efficient mechanism delivers impact blows directly to the bit without losses through excessive vibration and rebound dampening reduces stress to the tool
- Excellent power to weight ratio: 9 J of impact energy delivered by a 5 kg hammer
- Ergonomic compact slim line design gives control and easy access to tight spaces
- Soft rubber grip handle reduces vibration to the user lowering fatigue during extensive use
- Electronic speed and impact energy control for use with smaller bits or delicate/lighter materials
- Magnesium housing for lower weight and excellent durability



Standard Equipment: Multi-position side handle with depth stop, Grease, Cloth, Heavy duty carrying case

*D25500K not available in the UK

D25500K*

Power Input	1050 Watts
Power Output	590 Watts
Load Speed	137-275 rpm
Blows per Minute	1306-2612 bpm
Impact Energy	1-9 J
Tool Holder	SDS-Max
Max. Drilling Capacity [Concrete]	12-40 mm
Max. Drilling Capacity [Breakthrough bit]	40-55 mm
Max. Drilling Capacity [Core bit]	40-90 mm
Weight	6.5 kg
Length x Height	460 x 243 mm

D25600K

45 mm SDS-Max Combination Hammer



- Ideal for drilling anchor fixing and through holes in concrete and masonry from 12 to 45 mm in diameter. Core drilling up to 100 mm
- Rotation-stop for medium-light demolition applications
- Unique dust sealing protection to prevent even the finest dust ingress into the hammer mechanism delivering high durability and extended tool life
- Hammer mechanism optimised to deliver maximum impact energy to beat frequency and efficiently drill into the hardest concrete
- Efficient mechanism delivers impact blows directly to the bit without losses through excessive vibration and rebound dampening reduces stress to the tool
- Ergonomic compact slimline design gives control and easy access to tight spaces
- Soft rubber grip handle reduces vibration to the user lowering fatigue during extensive use
- Electronic variable impact energy/speed for total control with smaller bits and light material
- Electronic brush wear indicator identifies when brushes need replacing and product should be serviced
- Unbeatable power to weight ratio: 10 J of impact energy delivered by a 6 kg hammer
- Magnesium housing for lower weight and excellent durability



Standard Equipment: Multi-position side handle with depth stop, Grease, Cloth, Heavy duty carrying case

D25600K

Power Input	1150 Watts
Power Output	690 Watts
Load Speed	140-280 rpm
Blows per Minute	1330-2660 bpm
Impact Energy	1-10 J
Tool Holder	SDS-Max
Max. Drilling Capacity [Concrete]	45 mm
Max. Drilling Capacity [Breakthrough bit]	65 mm
Max. Drilling Capacity [Core bit]	100 mm
Weight	6.6 kg
Length x Height	460 x 243 mm

D25700K

7 kg Standard Featured SDS-Max Combination Hammer



- Drilling anchor fixing and through holes into concrete and masonry from 18 to 48 mm
- Core drilling from 40 to 115 mm
- Rotation-stop for demolition applications in brick, masonry and light chasing in concrete
- DEWALT hammer philosophy design: protect mechanism from dust impact, dampen the rebound and develop a low vibration mechanism
- Floating rear handle
- Electronic speed and impact energy control
- Lock-on switch for chipping
- Brush wear and service indicators



Standard Equipment: Multi-position side handle, Grease, Cloth, Heavy duty carrying case

D25700K

Power Input	1250 Watts
Power Output	840 Watts
Load Speed	132-265 rpm
Blows per Minute	1225-2450 bpm
Impact Energy	1.5-13 J
Tool Holder	SDS-Max
Max. Drilling Capacity [Concrete]	48 mm
Max. Drilling Capacity [Breakthrough bit]	80 mm
Max. Drilling Capacity [Core bit]	115 mm
Weight	7.8 kg
Length x Height	528 x 268 mm

D25701K

7 kg Fully Featured SDS-Max Combination Hammer



- Drilling anchor fixing and through holes into concrete and masonry from 18 to 48 mm
- Core drilling from 40 to 125 mm
- Rotation-stop for demolition applications in brick, masonry and light chipping in concrete
- DeWALT hammer philosophy design: protect mechanism from dust impact, dampen the rebound and develop a low vibration mechanism
- Active Vibration Control reduces tri-axial vibration by up to 30% according to the Physical Agents Directive 2002/44/EC - HAV
- Complete Torque Control. The unique patented 2-steps clutch allowed the user to work with a higher protection level. 1st step: small bit (up to 40 mm), 2nd step: higher bit (40 to 48 mm) and core bits
- Floating rear handle
- Electronic speed and impact energy control
- Lock-on switch for chipping
- Brush wear and service indicators



Standard Equipment: Multi-position side handle, Grease, Cloth, Heavy duty carrying case

D25701K

Power Input	1300 Watts
Power Output	840 Watts
Load Speed	137-275 rpm
Blows per Minute	1260-2520 bpm
Impact Energy	2-14 J
Tool Holder	SDS-Max
Max. Drilling Capacity [Concrete]	48 mm
Max. Drilling Capacity [Breakthrough bit]	80 mm
Max. Drilling Capacity [Core bit]	125 mm
Weight	8.3 kg
Length x Height	528 x 268 mm

D25730K

9 kg Fully Featured SDS-Max Combination Hammer



- Heavy duty drilling anchor fixing and through holes into concrete, masonry and stone from 24 to 52 mm
- Core drilling from 40 to 150 mm
- Demolition application in concrete and stone
- DeWALT hammer philosophy: protect mechanism from dust ingress, dampen the rebound and develop a low vibration mechanism
- Active Vibration Control reduces tri-axial vibration by up to 30% according to the physical agents Directive 2002/44/EC - HAV
- Complete Torque Control. The unique patented 2 steps clutch allowed the user to work with a higher protection level. 1st step: small bit (up to 40 mm), 2nd step: higher bit (40 to 52 mm) and core bits
- Floating rear handle
- Electronic speed and impact energy control
- Lock-on switch for chipping
- Brush wear and service indicators



Standard Equipment: Multi-position side handle, Grease, Cloth, Heavy duty carrying case

D25730K

Power Input	1500 Watts
Power Output	980 Watts
Load Speed	125-250 rpm
Blows per Minute	1150-2300 bpm
Impact Energy	3-18 J
Tool Holder	SDS-Max
Max. Drilling Capacity [Concrete]	52 mm
Max. Drilling Capacity [Breakthrough bit]	80 mm
Max. Drilling Capacity [Core bit]	150 mm
Weight	9.5 kg
Length x Height	561 x 272 mm



D25330K

3 kg Heavy Duty SDS-Plus L-Shaped Dedicated Chipping Hammer



- Ideal for light chiselling applications in brick, light masonry and occasionally concrete
- Electronic variable speed for total control in any application
- Quick change chisel adjustment allows fast orientation of the chisel through 12 preset positions
- Lock-on switch to operate the tool without the need to continually depress the trigger
- Ergonomic rubber coated back handle design for improved comfort in use
- Long 5 m cable for improved flexibility and control
- Rounded ergonomic industrial design allows easy and comfortable handling in any application
- Large 22 mm hammer mechanism delivers high performance with low stress to the critical components
- Improved sealing for maximum protection from dust ingress ensuring long tool life



Standard Equipment: Multi position side handle, Heavy duty carrying case

D25330K

Power Input	650 Watts
Power Output	400 Watts
Blows per Minute	0-4100 bpm
Impact Energy	0-3.1 J
Tool Holder	SDS-Plus
Weight	2.95 kg
Length x Height	296 x 225 mm

D25830K

5 kg SDS-Max Dedicated Chipping Hammer



- Ideal for light demolition, surface preparation or chiselling grooves, channels openings etc in brick, masonry and light concrete
- Variable chisel locking at 8 different positions to provide the perfect angles for any application
- Unique dust sealing protection to prevent even the finest dust ingress into mechanism delivering high durability and extended tool life
- Efficient mechanism delivers impact blows directly to the bit without losses through excessive vibration and rebound dampening reduces stress to the tool
- Ergonomic compact slim line design gives control and easy access to tight spaces
- Soft rubber grip handle reduces vibration to the user lowering fatigue during extensive use
- Electronic speed and impact energy control for use in delicate/lighter materials
- Magnesium housing for lower weight and excellent durability
- Electronic brush wear indicator identifies when brushes need replacing and when product should be serviced



Standard Equipment: Multi-position side handle, Grease, Cloth, Chisel, Heavy duty carrying case

D25830K

Power Input	1150 Watts
Power Output	690 Watts
Blows per Minute	1330-2660 bpm
Impact Energy	1-10 J
Tool Holder	SDS-Max
Weight	5.6 kg
Length x Height	460 x 243 mm

D25840K

7 kg SDS-Max Dedicated Demolition Hammer



- Dedicated demolition hammer for medium heavy applications in brick, masonry and concrete
- DeWALT hammer philosophy design: protect mechanism from dust impact, dampen the rebound and develop a low vibration mechanism
- Variable chisel locking at 24 positions to provide the perfect angles for any applications
- Floating rear handle
- Electronic speed and impact energy control
- Lock-on lock-off switch
- Barrel grip for better comfort in horizontal applications
- Brush wear and service indicators



Standard Equipment: Multi-position side handle, Grease, Cloth, 1 point chisel, Heavy duty carrying case

D25840K

Power Input	1300 Watts
Power Output	840 Watts
Blows per Minute	1260-2520 bpm
Impact Energy	2-14 J
Tool Holder	SDS-Max
Weight	7.2 kg
Length x Height	528 x 268 mm

D25899K*

10 kg Demolition Hammer



- Large oversize hammer mechanism delivers extreme durability and excellent concrete breaking performance
- Ergonomic inline design ensures user comfort during any application
- Compact, streamlined design allows access in confined areas
- In line design for better handling and quick change chisel adjustment allows fast orientation of the chisel through 12 preset positions
- Modular design allows for quick access to key components allowing for faster and cheaper servicing.
- 1500 Watt, 95 mm motor delivers outstanding motor efficiency and durability
- Magnesium housings ensure maximum durability and minimum weight
- Multi adjustable side handle can be located anywhere on the hammer barrel, maintaining user comfort in any application



Standard Equipment: Multi position side handle, Heavy duty carrying case

*D25899K not available in the UK

D25899K*

Power Input	1500 Watts
Power Output	750 Watts
Hand/Arm Vibration	17 m/s ²
Blows per Minute	1020-2040 bpm
Impact Energy	25 J
Tool Holder	SDS Max
Weight	9.5 kg
Length x Height	650 x 250 mm

D25901K

10 kg Demolition Hammer
Low Vibration



- Active Vibration Control system incorporating counterbalance mass and floating handle delivers extreme low vibration to less than 7.9 m/s²
- Large oversize hammer mechanism delivers extreme durability and excellent concrete breaking performance
- Ergonomic inline design ensures user comfort during any application
- Compact, streamlined design allows access in confined areas
- Quick change chisel adjustment allows fast orientation of the chisel through 12 preset positions
- Modular design allows for quick access to key components allowing for faster and cheaper servicing.
- 1500 Watt, 95 mm motor delivers outstanding motor efficiency and durability
- Magnesium housings ensure maximum durability and minimum weight
- Soft start feature ensures accurate clean breaking without chisel walking
- Multi adjustable side handle can be located anywhere on the hammer barrel, maintaining user comfort in any application



Standard Equipment: Multi position side handle, Chisel, Grease, Cloth, Heavy duty carrying case

D25901K

Power Input	1500 Watts
Power Output	750 Watts
Hand/Arm Vibration	7.9 m/s ²
Blows per Minute	1020-2040 bpm
Impact Energy	5-25 J
Tool Holder	SDS Max
Weight	10.5 kg
Length x Height	690 x 250 mm

D25941K

12 kg Demolition Hammer
Low Vibration



- Active Vibration Control system incorporating counterbalance mass and floating handle delivers extreme low vibration to less than 8.8 m/s²
- Large oversize hammer mechanism delivers extreme durability and excellent concrete breaking performance
- Ergonomic inline design ensures user comfort during any application
- Modular design allows for quick access to key components allowing for faster and cheaper servicing.
- Compact, streamlined design allows access in confined areas
- Quick change chisel adjustment allows fast orientation of the chisel through 12 preset positions
- New 1600 Watt, 95 mm motor delivers outstanding motor efficiency and durability
- Magnesium housings ensure maximum durability and minimum weight
- Soft start feature ensures accurate clean breaking without chisel walking
- Multi adjustable side handle can be located anywhere on the hammer barrel, maintaining user comfort in any application



Standard Equipment: Multi position side handle, Pointed chisel, Grease, Cloth, Heavy duty carrying case

D25941K

Power Input	1600 Watts
Power Output	790 Watts
Hand/Arm Vibration	8.8 m/s ²
Blows per Minute	1620 bpm
Impact Energy	30.6 J
Tool Holder	19mm Hex
Weight	13.2 kg
Length x Height	750 x 250 mm

D25980/ D25980K*

30 kg Pavement Breaker



- Large oversize mechanism delivers extreme durability and excellent breaking performance
- 2000 Watt, 95 mm motor delivers outstanding efficiency and durability
- Optimized motor and hammer mechanism deliver best performance on the market
- Active Vibration Control offers safer, more comfortable use and more productivity
- Suspended Handle System absorbs the rebound and, working with the AVC, delivers the lowest vibration on the market
- Heavy duty electronic module for constant power under load
- Easy to service design to reduce repairing costs



*Available with pointed chisel and trolley as K-version

D25980/ D25980K*

Power Input	2000 Watts
Power Output	986 Watts
Hand/Arm Vibration	6.6 m/s ²
Blows per Minute	870 bpm
Impact Energy	68 J
Tool Holder	(Hex) 28 mm
Weight	31 kg
Length x Height	780 x 620 mm

SDS-Plus EXTREME DeWALT® 2 Bits



- The Innovative EXTREME 2[®] SDS-Plus drill bit is amongst the best in terms of its speed, life and endurance.
- Superior carbide grade for long life and greater durability
- Optimised flute design allows efficient debris removal
- Hardened body for extra strength and reduced breakage
- New 160 degree tip design ensures better bit penetration, longer life and faster drilling
- Suitable for fast drilling of plug, anchor or clearance holes in masonry, stone, concrete and brick/block work

Cat. No.	Diameter	Length
DT9625	3 mm	135 mm
DT9500	3.5 mm	110 mm
DT9501	3.5 mm	135 mm
DT9502	4 mm	110 mm
DT9503	4 mm	160 mm
DT9504	5 mm	110 mm
DT9505	5 mm	160 mm
DT9506	5 mm	210 mm
DT9507	5 mm	310 mm
DT9620	5 mm	460 mm
DT9508	5.5 mm	110 mm
DT9509	5.5 mm	160 mm
DT9510	5.5 mm	210 mm
DT9511	5.5 mm	260 mm
DT9512	5.5 mm	310 mm
DT9513	5.5 mm	460 mm
DT9514	6 mm	110 mm
DT9515	6 mm	160 mm
DT9516	6 mm	210 mm
DT9517	6 mm	260 mm
DT9621	6 mm	310 mm
DT9518	6 mm	460 mm
DT9519	6.5 mm	110 mm
DT9520	6.5 mm	160 mm
DT9521	6.5 mm	210 mm
DT9522	6.5 mm	260 mm
DT9523	6.5 mm	310 mm
DT9524	7 mm	110 mm
DT9525	7 mm	160 mm
DT9526	7 mm	210 mm
DT9527	7 mm	260 mm
DT9528	8 mm	110 mm
DT9529	8 mm	160 mm
DT9530	8 mm	210 mm
DT9531	8 mm	260 mm
DT9532	8 mm	310 mm
DT9533	8 mm	410 mm
DT9534	8 mm	460 mm
DT9535	8 mm	600 mm
DT9536	9 mm	160 mm
DT9537	9 mm	210 mm
DT9538	9.5 mm	160 mm
DT9539	10 mm	110 mm
DT9540	10 mm	160 mm
DT9541	10 mm	210 mm
DT9542	10 mm	260 mm
DT9543	10 mm	310 mm
DT9544	10 mm	350 mm
DT9545	10 mm	460 mm
DT9546	10 mm	600 mm
DT9547	10 mm	1000 mm
DT9548	11 mm	160 mm
DT9549	11 mm	210 mm
DT9550	11 mm	260 mm
DT9551	11 mm	310 mm
DT9552	12 mm	160 mm
DT9553	12 mm	200 mm

Cat. No.	Diameter	Length
DT9554	12 mm	260 mm
DT9555	12 mm	300 mm
DT9556	12 mm	350 mm
DT9557	12 mm	450 mm
DT9558	12 mm	600 mm
DT9559	12 mm	1000 mm
DT9560	13 mm	160 mm
DT9561	13 mm	200 mm
DT9562	13 mm	260 mm
DT9563	13 mm	300 mm
DT9564	13 mm	350 mm
DT9565	13 mm	450 mm
DT9566	14 mm	160 mm
DT9567	14 mm	200 mm
DT9568	14 mm	260 mm
DT9569	14 mm	300 mm
DT9570	14 mm	450 mm
DT9571	14 mm	600 mm
DT9572	14 mm	1000 mm
DT9573	15 mm	160 mm
DT9574	15 mm	200 mm
DT9575	15 mm	260 mm
DT9576	15 mm	300 mm
DT9577	15 mm	450 mm
DT9578	16 mm	160 mm
DT9579	16 mm	200 mm
DT9580	16 mm	260 mm
DT9581	16 mm	300 mm
DT9582	16 mm	450 mm
DT9583	16 mm	600 mm
DT9584	16 mm	800 mm
DT9585	16 mm	1000 mm
DT9586	17 mm	200 mm
DT9587	18 mm	200 mm
DT9588	18 mm	250 mm
DT9589	18 mm	300 mm
DT9590	18 mm	450 mm
DT9591	18 mm	600 mm
DT9592	18 mm	800 mm
DT9593	18 mm	1000 mm
DT9594	19 mm	200 mm
DT9595	19 mm	300 mm
DT9596	19 mm	450 mm
DT9597	20 mm	200 mm
DT9598	20 mm	300 mm
DT9599	20 mm	450 mm
DT9600	20 mm	600 mm
DT9601	20 mm	1000 mm
DT9602	22 mm	250 mm
DT9603	22 mm	300 mm
DT9604	22 mm	450 mm
DT9605	22 mm	600 mm
DT9606	22 mm	800 mm
DT9607	22 mm	1000 mm
DT9608	23 mm	250 mm
DT9609	24 mm	250 mm
DT9610	24 mm	450 mm
DT9611	25 mm	250 mm
DT9612	25 mm	300 mm
DT9613	25 mm	450 mm
DT9614	25 mm	1000 mm
DT9615	26 mm	250 mm
DT9616	26 mm	450 mm
DT9617	26 mm	800 mm
DT9618	30 mm	250 mm
DT9619	30 mm	450 mm

SDS-Plus EXTREME DeWALT® 2 Bit Sets

Cat. No.	Diameter	Pack Quantity
DT9700	5,6,8,10 mm	4
DT9701	5,6x2,8x2,10,12 mm	7
DT9702	5.5,7,8,10 mm	4

SDS-Plus Chisels



- For light chipping and chiselling of tile, mortar, glazing compounds and other masonry products with hammers with a rotation stop feature.

Cat. No.	Description	Width	Length
DT6801	Pointed	-	250 mm
DT6802	Flat	20 mm	250 mm
DT6803	Flat	40 mm	200 mm
DT6804	Sliding Chasing	22 mm	250 mm
DT6805	Hollow/Gouge	22 mm	240 mm
DT6806	Tile Chisel	40 mm	200 mm
DT6807	TCT Comb Chisel	32 mm	130 mm

Quick Release Chucks



Cat. No.	Chuck capacity	Fitment
DT7003	13 mm	Quick Release system for DW568K/DW570K
DT7005	13 mm	1.5-13mm 1/2 x 20 unf keyed chuck with SDS adapter (with Hex drive)
DT7017	13 mm	13mm 20 unf 2 sleeve plastic chuck and quick change adapter for D25114K, D25314K
DT7018	13 mm	13mm 20 unf 2 metal chuck and quick change adapter for D25404K, D25405

Adapters



Cat. No.	Description
DT7030	SDS-Plus - 1/2" x 20 UNF (Chuck adapter)

Drive Adapters



Cat. No.	From
DT6829	SDS-Plus 1/2" x 20 UNF chuck adapter / screwdriver bit holder
DT6830	SDS Max to SDS- Plus
DT6831	SDS Max to Large Spline
DT6930	Large Spline to SDS- Plus
DT6931	Large Spline to SDS Max

D25300DH

Dust Extraction System (Hepa Filter) for 2 kg L-Shape Hammer



- Ideal for dust free drilling with D25313/4 2 kg L-Shape Hammers up to 16 mm in diameter
- The most durable dust extraction system for SDS-plus hammers
- Powered by own independent motor ensuring consistent high tool performance
- Automatic 2 sec. switch off time delay to ensure dust from drilled hole is completely cleaned
- Hepa filter improves dust filtering ensuring minimum dust levels emitted into atmosphere
- Dust Head Adapter allows drilling in tight spaces (min 42 mm)
- Free dust head brush for reduced maintenance cost
- Large kit box

Standard Equipment: Dust head brush set, Dust head

D25300DH

Description	Dust extraction system with Hepa filter
Fits	For D25313K and D25314K

SDS-Plus EXTREME DeWALT® 4 CutterBits



Cat. No.	Diameter	Length	Cutters
DT9680	16 mm	250 mm	4
DT9681	16 mm	450 mm	4
DT9682	18 mm	250 mm	4
DT9683	18 mm	450 mm	4
DT9684	20 mm	250 mm	4
DT9685	20 mm	450 mm	4
DT9686	22 mm	250 mm	4
DT9687	22 mm	450 mm	4
DT9688	24 mm	250 mm	4
DT9689	24 mm	450 mm	4
DT9690	25 mm	250 mm	4
DT9691	25 mm	450 mm	4
DT9692	26 mm	450 mm	4
DT9693	28 mm	250 mm	4
DT9694	28 mm	450 mm	4
DT9695	30 mm	250 mm	4
DT9696	30 mm	450 mm	4

SDS-Max Bits



- High quality hammer drill bit with 4 cutter X-head design for improved user comfort, reduced vibration and improved hole quality.
- 4-flute spiral with maximised flute entry increases drilling speed and debris removal.
- Maximised central core for increased energy transmission
- Heavy-duty shank for maximum durability

Cat. No.	Diameter	Length
DT9400	12 mm	340 mm
DT9401	12 mm	540 mm
DT9402	12 mm	670 mm
DT9403	13 mm	340 mm
DT9404	13 mm	540 mm
DT9405	14 mm	340 mm
DT9406	14 mm	540 mm
DT9407	15 mm	340 mm
DT9408	15 mm	540 mm
DT9409	16 mm	340 mm
DT9410	16 mm	540 mm
DT9411	18 mm	340 mm
DT9412	18 mm	540 mm
DT9413	19 mm	340 mm
DT9414	19 mm	540 mm
DT9415	19 mm	670 mm
DT9416	20 mm	340 mm
DT9417	20 mm	540 mm
DT9418	20 mm	920 mm
DT9419	22 mm	340 mm
DT9420	22 mm	540 mm
DT9421	22 mm	920 mm
DT9422	24 mm	340 mm
DT9423	24 mm	540 mm
DT9424	25 mm	340 mm
DT9425	25 mm	540 mm
DT9426	25 mm	920 mm
DT9427	26 mm	340 mm
DT9428	26 mm	540 mm
DT9429	28 mm	380 mm
DT9430	28 mm	570 mm
DT9431	28 mm	670 mm
DT9432	30 mm	380 mm
DT9433	30 mm	570 mm
DT9434	32 mm	380 mm
DT9435	32 mm	570 mm
DT9436	32 mm	920 mm
DT9437	35 mm	380 mm
DT9438	35 mm	570 mm
DT9439	35 mm	670 mm
DT9440	36 mm	570 mm
DT9441	38 mm	380 mm
DT9442	38 mm	570 mm
DT9443	38 mm	670 mm
DT9444	40 mm	380 mm
DT9445	40 mm	570 mm
DT9446	40 mm	920 mm
DT9447	42 mm	570 mm
DT9448	45 mm	570 mm
DT9449	50 mm	570 mm
DT9450	52 mm	570 mm
DT9458	18 mm	920 mm

SDS-Max Chisels



- Toughened steel ensures tough bits
- Micro-processor controlled heat treatment for consistently tough, long life chisels

Cat. No.	Description	Width	Length
DT6820	Pointed	-	300 mm
DT6821	Pointed	-	400 mm
DT6822	Flat	25 mm	300 mm
DT6823	Flat	25 mm	400 mm
DT6824	Flat	50 mm	360 mm
DT6825	Flat	80 mm	300 mm
DT6826	Hollow/Gouge	26 mm	300 mm
DT6832	Sliding Chasing	32 mm	300 mm
DT6833	Sliding Chasing	35 mm	380 mm
DT6834	Tile Chisel	80 mm	300 mm
DT6837	TCT Comb Chisel	38 mm	280 mm
DT6838	Bush Hammer	45 mm	240 mm
DT8090	Clay Spade	110 mm	400 mm
DT8091	Asphalt Cutter	90 mm	400 mm
DT8092	Earth Rod Driver	13 mm	260 mm
DT8093	Earth Rod Driver	16.5 mm	260 mm
DT8094	Tamping Plate	150 mm	150 mm
DT8095	Shank End for Tamping Plate	-	300 mm

Hexagon Chisels 19 mm



- Toughened steel ensures tough bits
- Micro-processor controlled heat treatment for consistently tough, long life chisels

Cat. No.	Description	Width	Length
DT6938	Earth Rod driver	13 mm	260 mm
DT6939	Earth Rod driver	16 mm	260 mm
DT6940	Pointed	-	400 mm
DT6941	Pointed	-	600 mm
DT6942	Flat	25 mm	400 mm
DT6943	Flat	25 mm	600 mm
DT6944	Flat	60 mm	300 mm
DT6945	Flat	60 mm	450 mm
DT6946	Flat wide	140 mm	350 mm
DT6947	Clay Spade	115 mm	400 mm
DT6948	Asphalt Cutter	90 mm	400 mm
DT6949	Shank end for tamping plate	-	300 mm

Chisels 28 mm



- Fully hardened steel body delivers increased life and durability.

Cat. No.	Width	Length
DT6927	-	521 mm
DT6928	125 mm	584 mm
DT6929	36 mm	521 mm
DT6932	76 mm	521 mm
DT6933	-	420 mm
DT6934	110 mm	445 mm
DT6935	-	419 mm
DT6936	152 mm	-

Pavement Breaker Attachments



- Multiple usage: the trolley can be used to carry the breaker as well as materials (bricks, cement bags, etc)
- The innovative design allows the breaker to be fixed to the trolley with and without chisel
- Back slide tubes allow the user to easily pull the unit onto a van
- Thanks to the chisels storage bushes the chisels don't fall out during transportation
- Large plate to transport any kind of materials on the jobsite
- Cable hooks to tie the breaker cord
- Pavement Breaker transportation (with and without chisel)

Cat. No.	Description
D259801	Trolley for D25980

Heavy Duty SDS-Max Core Drill Bits

- Large high quality carbide tips provide long drilling life.
- New improved design reduces the risk of breakage, increases life and drilling speed
- DeWALT Heavy Duty Core Drill Bits are designed for use with either SDS-Max or Spline Drills and provide clean round holes in blocks, bricks and light concrete
- For clean round holes in blocks, bricks and light concrete.

Cat. No.	Diameter	Length
DT6760	40 mm	107 mm
DT6761	50 mm	107 mm
DT6762	68 mm	107 mm
DT6763	80 mm	107 mm
DT6764	90 mm	107 mm
DT6765	100 mm	107 mm
DT6766	125 mm	107 mm

Single Piece SDS-Max Cores

Cat. No.	Diameter	Length
DT6780	50 mm	300 mm
DT6783	68 mm	300 mm
DT6784	80 mm	300 mm
DT6785	-	185 mm

SDS-Max Through Drilling Bit

Cat. No.	Diameter	Length
DT6790	55 mm	550 mm
DT6791	65 mm	550 mm
DT6792	80 mm	550 mm
DT6793	-	88 mm

Heavy Duty Core Adapters

Cat. No.	Description	Length
DT6770	SDS-Max Adapter	180 mm
DT6771	SDS-Max Adapter	400 mm
DT6772	Pilot Bit - 2 Piece Cores	155 mm
DT6773	Extension Piece - 2 Piece Cores	280 mm

Light Duty Core Bits

Cat. No.	Diameter	Length
DT6740	30 mm	72 mm
DT6741	35 mm	72 mm
DT6742	40 mm	72 mm
DT6743	45 mm	72 mm
DT6744	50 mm	72 mm
DT6745	68 mm	72 mm
DT6746	72 mm	72 mm
DT6747	80 mm	72 mm
DT6748	90 mm	72 mm

Light Duty Core Adapters

Cat. No.	From	Length
DT6750	SDS-Plus Adapter	110 mm
DT6751	SDS-Plus Adapter	300 mm
DT6752	Hex Adapter	110 mm
DT6753	Pilot Bit - Light Duty Cores	120 mm

METALWORKING



Small Angle Grinders

Medium Angle Grinders

Large Angle Grinders

Die Grinders

Polisher

Sander

Chop Saws



ANGLE GRINDERS

DeWALT offers professional metalworkers a complete range of small, medium and large angle grinders. These angle grinders have been designed to REDEFINE DURABILITY in this category. Dust ejection, motor protection and active vibration control are the 3 key features within the range.

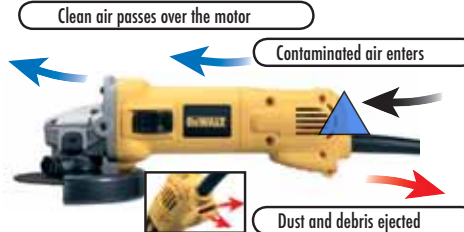
DUST EJECTION SYSTEM (DES)

Many of the new small angle grinders from DeWALT offer a patented dust ejection system to increase durability.

Look out for the DES icon throughout the range.

DES – DUST EJECTION SYSTEM

- Removes majority of contamination from air before passing over the motor
- Helps to reduce tracking and abrasion failures by deflecting the dust and debris away from the motor windings, increasing motor life



Clean air passes over the motor


Contaminated air enters

Dust and debris ejected

ACTIVE VIBRATION CONTROL (AVC)

Regular exposure to Hand Arm Vibration (HAV) can cause diseases such as ‘vibration white finger’ which are painful and disabling. DeWALT are committed to reducing vibration in all tool categories. To counteract this in the Angle Grinder category, DeWALT have developed a range of SAGs and LAGs with Active Vibration Control (AVC). This works by the introduction of an auto balancer with a number of ball bearings that shift automatically to readjust the centre of gravity thereby counteracting the imbalance of the grinding disc. This reduces vibration which results in greater user comfort and longer tool life.

Look out for the AVC icon throughout the range.



Before Balancing


Imbalance mass

After Balancing

Balancing mass

MOTOR PROTECTION

The NEW DeWALT angle grinders have been designed to “REDEFINE DURABILITY”. The new powerful and compact motors have an epoxy coated field and the armature has a particle deflector to give added protection against abrasion.



INNOVATION

Many innovative features can be found throughout the DeWALT grinder range.

- Anti Lock Flange
- No Volt Release Switch
- Overload Protection
- Electro-mechanical clutch
- Electronic Variable Speed



D28111*

850 W - 115 mm Small Angle Grinder



- Small girth allows comfortable gripping resulting in superior ergonomics
- Fully leaded stator windings for increased motor durability
- Abrasion protected field for increased durability
- Anti lock flange prevents flanges from permanently locking up and locking the disc on
- Pop off brushes protect the armature from damage at the end of brush life resulting in greater motor durability
- One piece brush arm prevents brush hang up in extreme conditions
- The low profile gear case allows access in confined areas
- Side positioned spindle lock gives greater protection to button when using in confined spaces

D28113/ D28113K

900 W - 115 mm Small Angle Grinder



- Dust ejection system removes majority of debris from the air which passes over the motor, preventing abrasion and tracking
- Anti vibration side handle to improve user comfort
- New guard design allows guard fitment, adjustment or removal without the use of tools, for increased flexibility
- Fully leaded stator windings for increased motor durability
- Pop off brushes protect the armature from damage at the end of brush life resulting in greater motor durability
- Small girth allow comfortable gripping resulting in superior ergonomics
- The low profile gear case allows access in confined areas
- Abrasion protected motor for increased durability
- Anti lock flange prevents flanges from permanently locking up and locking the disc on
- One piece brush arm prevents brush hang up in extreme conditions
- Side positioned spindle lock gives greater protection to button when using in confined spaces

D28116*

1100 W - 115 mm Variable Speed Small Angle Grinder



- The electronic variable speed control offers added tool control and enables the tool to be used at optimum conditions to suit the accessory and material
- No volt release switch will prevent the unit starting when plugged in, even if the switch is in the on position. Switch must be consciously reset before power is delivered
- Overload protection will prevent the unit over heating by shutting the unit off until the unit has cooled down
- Torque limiting clutch reduces the maximum torque reaction transmitted to the operator if the cutting disc jams
- Dust ejection system removes majority of debris from the air which passes over the motor, preventing abrasion and tracking
- Anti vibration side handle to improve user comfort
- New guard design allows guard fitment, adjustment or removal without the use of tools, for increased flexibility
- Fully leaded stator windings for increased motor durability
- Pop off brushes protect the armature from damage at the end of brush life resulting in greater motor durability
- Small girth allows comfortable gripping resulting in superior ergonomics
- The low profile gearcase allows access in confined areas
- Abrasion protected motor for increased motor durability
- Anti lock flange prevents flanges from permanently locking up and locking the disc on
- One piece brush arm prevents brush hang up in extreme conditions
- Side positioned spindle lock gives greater protection to button when using in confined spaces



Standard Equipment: Protective guard, Multi-position side handle, Inner and outer disc flange, Spanner

*D28111 not available in the UK

D28111*

Power Input	850 Watts
No Load Speed	10000 rpm
Max. Disc Diameter	115 mm
Spindle Thread	M14
Weight	2.1 kg
Length x Height	270 x 80 mm



Standard Equipment: Protective keyless guard, Multi-position anti vibration side handle, Inner and outer disc flange, Spanner

D28113/ D28113K

Power Input	900 Watts
No Load Speed	10000 rpm
Max. Disc Diameter	115 mm
Spindle Thread	M14
Weight	2.1 kg
Length x Height	285 x 80 mm



Standard Equipment: Protective keyless guard, Multi-position anti vibration side handle, Inner and outer disc flanges, Spanner

*D28116 not available in the UK

D28116*

Power Input	1100 Watts
No Load Speed	2800 - 10000 rpm
Max. Disc Diameter	115 mm
Spindle Thread	M14
Weight	2.3 kg
Length x Height	315 x 80 mm

D28117

1100 W - 115 mm Variable Speed
Autobalancer Small Angle Grinder



- The electronic variable speed control offers added tool control and enables the tool to be used at optimum conditions to suit the accessory and material
- No volt release switch will prevent the unit starting when plugged in, even if the switch is in the on position. Switch must be consciously reset before power is delivered
- Autobalancer reduces vibration resulting in greater comfort
- Overload protection will prevent the unit over heating by shutting the unit off until the unit has cooled down
- Torque limiting clutch reduces the maximum torque reaction transmitted to the operator if the cutting disc jams
- Dust ejection system removes majority of debris from the air which passes over the motor, preventing abrasion and tracking
- Anti vibration side handle to improve user comfort
- New guard design allows guard adjustment without the use of tools, for increased flexibility
- Fully leaded stator windings for increased motor durability
- Pop off brushes protect the armature from damage at the end of brush life resulting in greater motor durability
- Small girth allows comfortable gripping resulting in superior ergonomics
- The low profile gearcase allows access in confined areas
- Abrasion protected motor for increased motor durability
- Anti lock flange prevents flanges from permanently locking up and locking the disc on
- One piece brush arm prevents brush hang up in extreme conditions
- Side positioned spindle lock gives greater protection to button when using in confined spaces



Standard Equipment: Protective keyless guard, Multi position anti vibration side handle, Inner and outer disc flanges, Spanner

D28117

Power Input	1100W Watts
No Load Speed	2800 - 10000 rpm
Max. Disc Diameter	115 mm
Spindle Thread	M14
Weight	2.5 kg
Length x Height	315 x 90 mm

D28139*

850 W - 125 mm Small Angle Grinder



- Small girth allows comfortable gripping resulting in superior ergonomics
- Fully leaded stator windings for increased motor durability
- Abrasion protected field for increased durability
- Anti lock flange prevents flanges from permanently locking up and locking the disc on
- Pop off brushes protect the armature from damage at the end of brush life resulting in greater motor durability
- One piece brush arm prevents brush hang up in extreme conditions
- The low profile gear case allows access in confined areas
- Side positioned spindle lock gives greater protection to button when using in confined spaces



Standard Equipment: Protective guard, Multi-position side handle, Inner and outer disc flange, Spanner

*D28139 not available in the UK

D28139*

Power Input	850 Watts
No Load Speed	10000 rpm
Max. Disc Diameter	125 mm
Spindle Thread	M14
Weight	2.1 kg
Length x Height	270 x 80 mm

D28130*

900 W - 125 mm Small Angle Grinder



- Dust ejection system removes majority of debris from the air which passes over the motor, preventing abrasion and tracking
- Anti vibration side handle to improve user comfort
- New guard design allows guard fitment, adjustment or removal without the use of tools, for increased flexibility
- Fully leaded stator windings for increased motor durability
- Pop off brushes protect the armature from damage at the end of brush life resulting in greater motor durability
- Small girth allow comfortable gripping resulting in superior ergonomics
- The low profile gear case allows access in confined areas
- Abrasion protected motor for increased durability
- Anti lock flange prevents flanges from permanently locking up and locking the disc on
- One piece brush arm prevents brush hang up in extreme conditions
- Side positioned spindle lock gives greater protection to button when using in confined spaces



Standard Equipment: Protective guard, Multi-position anti vibration side handle, Inner and outer disc flange, Spanner

*D28130 not available in the UK

D28130*

Power Input	900 Watts
No Load Speed	10000 rpm
Max. Disc Diameter	125 mm
Spindle Thread	M14
Weight	2.2 kg
Length x Height	285 x 80 mm

D28134*

1100 W - 125 mm Small Angle Grinder



- Dust ejection system removes majority of debris from the air which passes over the motor, preventing abrasion and tracking
- New guard design allows guard fitment, adjustment or removal without the use of tools, for increased flexibility
- Fully leaded stator windings for increased motor durability
- Pop off brushes protect the armature from damage at the end of brush life resulting in greater motor durability
- Small girth allow comfortable gripping resulting in superior ergonomics
- The low profile gear case allows access in confined areas
- Abrasion protected motor for increased durability
- Anti lock flange prevents flanges from permanently locking up and locking the disc on
- One piece brush arm prevents brush hang up in extreme conditions
- Side positioned spindle lock gives greater protection to button when using in confined spaces



Standard Equipment: Protective keyless guard, Multi-position side handle, Inner and outer disc flange, Spanner

*D28134 not available in the UK

D28134*

Power Input	1100 Watts
No Load Speed	10000 rpm
Max. Disc Diameter	125 mm
Spindle Thread	M14
Weight	2.2 kg
Length x Height	285 x 80 mm

D28132C*

1200 W - 125 mm Small Angle Grinder



- Dust ejection system removes majority of debris from the air which passes over the motor, preventing abrasion and tracking
- Anti vibration side handle to improve user comfort
- New guard design allows guard fitment, adjustment or removal without the use of tools, for increased flexibility
- Fully leaded stator windings for increased motor durability
- Pop off brushes protect the armature from damage at the end of brush life resulting in greater motor durability
- The low profile gear case allows access in confined areas
- Abrasion protected motor for increased durability
- Anti lock flange prevents flanges from permanently locking up
- One piece brush arm prevents brush hang up in extreme conditions
- Side positioned spindle lock gives greater protection to button when using in confined spaces



Standard Equipment: Protective keyless guard, Multi-position anti vibration side handle, Inner and outer disc flange, Spanner

*D28132C not available in the UK

D28132C*

Power Input	1200 Watts
No Load Speed	10000 rpm
Max. Disc Diameter	125 mm
Spindle Thread	M14
Weight	2.5 kg
Length x Height	300 x 80 mm

D28133*

1200 W - 125 mm Electronic Small Angle Grinder



- No volt release switch will prevent the unit starting when plugged in, even if the switch is in the on position. Switch must be consciously reset before power is delivered
- Overload protection will prevent the unit over heating by shutting the unit off until the unit has cooled down
- Torque limiting clutch reduces the maximum torque reaction transmitted to the operator if the cutting disc jams
- Dust ejection system removes majority of debris from the air which passes over the motor, preventing abrasion and tracking
- Anti vibration side handle to improve user comfort
- New guard design allows guard fitment, adjustment or removal without the use of tools, for increased flexibility
- Fully leaded stator windings for increased motor durability
- Pop off brushes protect the armature from damage at the end of brush life resulting in greater motor durability
- Small girth allows comfortable gripping resulting in superior ergonomics
- The low profile gearcase allows access in confined areas
- Abrasion protected motor for increased motor durability
- Anti lock flange prevents flanges from permanently locking up and locking the disc on
- One piece brush arm prevents brush hang up in extreme conditions
- Side positioned spindle lock gives greater protection to button when using in confined spaces



Standard Equipment: Protective keyless guard, Multi-position anti vibration side handle, Inner and outer disc flanges, Spanner

*D28133 not available in the UK

D28133*

Power Input	1100 Watts
No Load Speed	10000 rpm
Max. Disc Diameter	125 mm
Spindle Thread	M14
Weight	2.3 kg
Length x Height	315 x 80 mm

D28135/ D28135K*

1400 W - 125 mm Small Angle Grinder



- Dust ejection system removes majority of debris from the air which passes over the motor, preventing abrasion and tracking
- Anti vibration side handle to improve user comfort
- New guard design allows guard fitment, adjustment or removal without the use of tools, for increased flexibility
- Fully leaded stator windings for increased motor durability
- Pop off brushes protect the armature from damage at the end of brush life resulting in greater motor durability
- The low profile gear case allows access in confined areas
- Abrasion protected motor for increased durability
- Anti lock flange prevents flanges from permanently locking up and locking the disc on
- One piece brush arm prevents brush hang up in extreme conditions
- Side positioned spindle lock gives greater protection to button when using in confined spaces



Standard Equipment: Protective keyless guard, Multi-position anti vibration side handle, Inner and outer disc flanges, Spanner

*D28135 not available in the UK

D28135/ D28135K*

Power Input	1400 Watts
No Load Speed	10000 rpm
Max. Disc Diameter	125 mm
Spindle Thread	M14
Weight	2.5 kg
Length x Height	300 x 80 mm

D28136*

1500 W - 125 mm Variable Speed Small Angle Grinder



- The electronic variable speed control offers added tool control and enable the tool to be used at optimum conditions to suit the accessory and material
- No volt release switch will prevent the unit starting when plugged in, even if the switch is in the on position. Switch must be consciously reset before power is delivered
- Overload protection will prevent the unit over heating by shutting the unit off until the unit has cooled down
- Torque limiting clutch reduces the maximum torque reaction transmitted to the operator if the cutting disc jams
- Dust ejection system removes majority of debris from the air which passes over the motor, preventing abrasion and tracking
- Anti vibration side handle to improve user comfort
- New guard design allows guard adjustment without the use of tools, for increased flexibility
- Fully leaded stator windings for increased motor durability
- Pop off brushes protect the armature from damage at the end of brush life resulting in greater motor durability
- The low profile gearcase allows access in confined areas
- Abrasion protected motor for increased motor durability
- Anti lock flange prevents flanges from permanently locking up and locking the disc on
- One piece brush arm prevents brush hang up in extreme conditions
- Side positioned spindle lock gives greater protection to button when using in confined spaces



Standard Equipment: Protective keyless guard, Multi-position anti vibration side handle, Inner and outer disc flanges, Spanner

*D28136 not available in the UK

D28136*

Power Input	1500 Watts
No Load Speed	2800 - 10000 rpm
Max. Disc Diameter	125 mm
Spindle Thread	M14
Weight	2.6 kg
Length x Height	315 x 90 mm

D28137*

1500 W - 125 mm Variable Speed Autobalancer Small Angle Grinder



- The electronic variable speed control offers added tool control and enable the tool to be used at optimum conditions to suit the accessory and material
- No volt release switch will prevent the unit starting when plugged in, even if the switch is in the on position. Switch must be consciously reset before power is delivered
- Autobalancer reduces vibration resulting in greater comfort
- Overload protection will prevent the unit over heating by shutting the unit off until the unit has cooled down
- Torque limiting clutch reduces the maximum torque reaction transmitted to the operator if the cutting disc jams
- Dust ejection system removes majority of debris from the air which passes over the motor, preventing abrasion and tracking
- Anti vibration side handle to improve user comfort
- New guard design allows adjustment without the use of tools, for increased flexibility
- Fully leaded stator windings for increased motor durability
- Pop off brushes protect the armature from damage at the end of brush life resulting in greater motor durability
- The low profile gear case allows access in confined areas
- Abrasion protected motor for increased motor durability
- Anti lock flange prevents flanges from permanently locking up and locking the disc on
- One piece brush arm prevents brush hang up in extreme conditions



Standard Equipment: Protective keyless guard, Multi-position anti vibration side handle, Inner and outer disc flanges, Spanner

*D28137 not available in the UK

D28137*

Power Input	1500 Watts
No Load Speed	2800 - 10000 rpm
Max. Disc Diameter	125 mm
Spindle Thread	M14
Weight	2.7 kg
Length x Height	315 x 90 mm

D28065

1250 W - 125 mm Small Angle Grinder



- Dust ejection system removes majority of debris from the air which passes over the motor, preventing abrasion and tracking
- Anti vibration side handle to improve user comfort
- New guard design allows guard fitment, adjustment or removal without the use of tools, for increased flexibility
- Pop off brushes protect the armature from damage at the end of brush life resulting in greater motor durability
- The low profile gear case allows access in confined areas
- Abrasion protected motor for increased durability
- Anti lock flange prevents flanges from permanently locking up and locking the disc on
- One piece brush arm prevents brush hang up in extreme conditions
- Side positioned spindle lock gives greater protection to button when using in confined spaces
- Fully leaded stator windings for increased motor durability
- Ergonomic main handle with rubber grip allows for maximum comfort when grinding for long periods of time
- One piece gear case ensures perfect gear alignment which results in longer gear life



Standard Equipment: Protective keyless guard, Multi-position anti vibration side handle, Inner and outer disc flanges, Spanner

D28065

Power Input	1250 Watts
Power Output	680 Watts
No Load Speed	9000 rpm
Max. Disc Diameter	125 mm
Spindle Thread	M14
Weight	2.6 kg
Length x Height	385 x 110 mm

DW831

1400 W - 125 mm Small Angle Grinder



- Large diameter high power motor for superior performance
- High temperature resin coated field for increased durability
- Special air channels designed into field case to optimise motor cooling
- Spindle lock for quick wheel changes
- Two handed operation for better user control



Standard Equipment: Protective guard, Side handle, Inner and outer disc flanges, Spanner

DW831

Power Input	1400 Watts
Power Output	900 Watts
No Load Speed	10000 rpm
Max. Disc Diameter	125 mm
Spindle Thread	M14
Weight	3.1 kg
Length x Height	385 x 115 mm

D28141*

1400 W - 150 mm Small Angle Grinder



- Dust ejection system removes majority of debris from the air which passes over the motor, preventing abrasion and tracking
- Anti vibration side handle to improve user comfort
- New guard design allows guard fitment, adjustment or removal without the use of tools, for increased flexibility
- Fully leaded stator windings for increased motor durability
- Pop off brushes protect the armature from damage at the end of brush life resulting in greater motor durability
- The low profile gear case allows access in confined areas
- Abrasion protected motor for increased durability
- Anti lock flange prevents flanges from permanently locking up and locking the disc on
- One piece brush arm prevents brush hang up in extreme conditions
- Side positioned spindle lock gives greater protection to button when using in confined spaces



Standard Equipment: Protective keyless guard, Multi-position anti vibration side handle, Inner and outer disc flanges, Spanner

*D28141 not available in the UK

D28141*

Power Input	1400W Watts
No Load Speed	9000 rpm
Max. Disc Diameter	150 mm
Spindle Thread	M14
Weight	2.6 kg
Length x Height	300 x 80 mm

DW840

1800 W - 180 mm Angle Grinder



- Maximum power to weight ratio and superior tool balance
- Large diameter high power motor for excellent performance
- High temperature resin coated field for increased durability
- Low profile gear case and compact tool dimensions for easy handling
- Special air channels designed into field case to optimise motor cooling
- Two handed operation for better user control
- Spindle lock for quick wheel changes



Standard Equipment: Protective guard, Side handle, Inner and outer disc flanges, Spanner

DW840

Power Input	1800 Watts
Power Output	1180 Watts
No Load Speed	8000 rpm
Max. Disc Diameter	180 mm
Spindle Thread	M14
Weight	4.0 kg
Length x Height	405 x 120 mm

D28491*

2000 W - 180 mm Angle Grinder



- Abrasion protected motor for increased durability
- Two position side handle allows the user to optimise handle position to give maximum comfort.
- Spindle lock for quick wheel changes
- Brush window allows quick brush replacement



Standard Equipment: Protective guard, Side handle, Inner and outer disc flanges, Spanner

*D28491 not available in the UK

D28491*

Power Input	2000 Watts
Power Output	1054 Watts
No Load Speed	8500 rpm
Max. Disc Diameter	180 mm
Spindle Thread	M14
Weight	5.5 kg
Length x Height	490 x 151 mm

D28493*

2200 W - 180 mm Angle Grinder



- Abrasion protected motor for increased durability
- Two position side handle allows the user to optimise handle position to give maximum comfort
- Spindle lock for quick wheel changes
- Brush window allows quick brush replacement



Standard Equipment: Protective guard, Side handle, Inner and outer disc flanges, Spanner

*D28493 not available in the UK

D28493*

Power Input	2200 Watts
Power Output	1246 Watts
No Load Speed	8500 rpm
Max. Disc Diameter	180 mm
Spindle Thread	M14
Weight	5.5 kg
Length x Height	490 x 151 mm

D28410*

2100 W - 180 mm Heavy Duty Angle Grinder



- Anti vibration side handle
- Quick adjustment tool free guard
- Abrasion protected high power motor for increased motor durability
- Fully leaded stator windings for increased motor durability
- Five position side handle for improved balance in cutting and grinding applications
- Cut-off brushes to prolong motor life
- Dust sealed bearings for prolonged product life

D28413*

2200 W - 180 mm Heavy Duty Angle Grinder



- Soft start to limit start-up current and reduce kick back
- Anti vibration side handle
- Quick adjustment tool free guard
- Abrasion protected high power motor for increased motor durability
- Fully leaded stator windings for increased motor durability
- Five position side handle for improved balance in cutting and grinding applications
- Cut-off brushes to prolong motor life
- Dust sealed bearings for prolonged product life

D28422*

2400 W - 180 mm Heavy Duty Angle Grinder



- Soft start to limit start-up current and reduce kick back
- Anti vibration side handle
- Quick adjustment tool free guard
- Abrasion protected high power motor for increased motor durability
- Fully leaded stator windings for increased motor durability
- Five position side handle for improved balance in cutting and grinding applications
- Cut-off brushes to prolong motor life
- Dust sealed bearings for prolonged product life



Standard Equipment: Protective tool free guard, Anti vibration side handle, Inner and outer flange set, Spanner

*D28410 not available in the UK



Standard Equipment: Protective tool free guard, Anti vibration side handle, Inner and outer flange set, Spanner

*D28413 not available in the UK



Standard Equipment: Protective tool free guard, Anti vibration side handle, Inner and outer flange set, Spanner

*D28422 not available in the UK

D28410*

Power Input	2100 Watts
Power Output	1470 Watts
No Load Speed	8500 rpm
Max. Disc Diameter	180 mm
Spindle Thread	M14
Weight	5.8 kg
Length x Height	450 x 145 mm

D28413*

Power Input	2200 Watts
Power Output	1540 Watts
No Load Speed	8500 rpm
Max. Disc Diameter	180 mm
Spindle Thread	M14
Weight	5.9 kg
Length x Height	450 x 145 mm

D28422*

Power Input	2400 Watts
Power Output	1680 Watts
No Load Speed	8500 rpm
Max. Disc Diameter	180 mm
Spindle Thread	M14
Weight	6.5 kg
Length x Height	470 x 145 mm

D28490

2000 W - 230 mm Angle Grinder



- Abrasion protected motor for increased durability
- Two position side handle allows the user to optimise handle position to give maximum comfort
- Spindle lock for quick wheel changes
- Brush window allows quick brush replacement



Standard Equipment: Protective guard, Side handle, Inner and outer disc flanges, Spanner

D28490

Power Input	2000 Watts
Power Output	1054 Watts
No Load Speed	6500 rpm
Max. Disc Diameter	230 mm
Spindle Thread	M14
Weight	5.5 kg
Length x Height	490 x 151 mm

D28492/ D28492K

2200 W - 230 mm Angle Grinder



- Abrasion protected motor for increased durability
- Two position side handle allows the user to optimise handle position to give maximum comfort
- Spindle lock for quick wheel changes
- Brush window allows quick brush replacement



Standard Equipment: Protective guard, Side handle, Inner and outer disc flanges, Spanner

D28492/ D28492K

Power Input	2200 Watts
Power Output	1246 Watts
No Load Speed	6500 rpm
Max. Disc Diameter	230 mm
Spindle Thread	M14
Weight	5.5 kg
Length x Height	490 x 151 mm

D28401*

2000 W - 230 mm Heavy Duty Angle Grinder



- Abrasion protected high power motor for increased motor durability
- Fully leaded stator windings for increased motor durability
- Five position side handle for improved balance in cutting and grinding applications
- Cut-off brushes to prolong motor life
- Dust sealed bearings for prolonged product life
- Side handle
- Quick adjustment tool free guard



Standard Equipment: Protective tool free guard, Side handle, Inner and outer flange set, Spanner

*D28401 not available in the UK

D28401*

Power Input	2000 Watts
Power Output	1400 Watts
No Load Speed	6500 rpm
Max. Disc Diameter	230 mm
Spindle Thread	M14
Weight	5.8 kg
Length x Height	450 x 145 mm

D28400*

2000 W - 230 mm Heavy Duty Angle Grinder



- Soft start to limit start-up current and reduce kick back
- Abrasion protected high power motor for increased motor durability
- Fully leaded stator windings for increased motor durability
- Five position side handle for improved balance in cutting and grinding applications
- Cut-off brushes to prolong motor life
- Dust sealed bearings for prolonged product life
- Side handle
- Quick Adjustment tool free guard

D28411

2100 W - 230 mm Heavy Duty Angle Grinder



- Anti vibration side handle
- Quick adjustment tool free guard
- Abrasion protected high power motor for increased motor durability
- Fully leaded stator windings for increased motor durability
- Five position side handle for improved balance in cutting and grinding applications
- Cut-off brushes to prolong motor life
- Dust sealed bearings for prolonged product life

D28414

2200 W - 230 mm Heavy Duty Angle Grinder



- Soft start to limit start-up current and reduce kick back
- Anti vibration side handle
- Quick adjustment tool free guard
- Abrasion protected high power motor for increased motor durability
- Fully leaded stator windings for increased motor durability
- Five position side handle for improved balance in cutting and grinding applications
- Cut-off brushes to prolong motor life
- Dust sealed bearings for prolonged product life



Standard Equipment: Protective tool free guard, Side handle, Inner and outer flange set, Spanner

*D28400 not available in the UK



Standard Equipment: Protective tool free guard, Anti vibration side handle, Inner and outer flange set, Spanner



Standard Equipment: Protective tool free guard, Anti vibration side handle, Inner and outer flange set, Spanner

D28400*

Power Input	2000 Watts
Power Output	1400 Watts
No Load Speed	6500 rpm
Max. Disc Diameter	230 mm
Spindle Thread	M14
Weight	5.9 kg
Length x Height	450 x 145 mm

D28411

Power Input	2100 Watts
Power Output	1470 Watts
No Load Speed	6500 rpm
Max. Disc Diameter	230 mm
Spindle Thread	M14
Weight	5.9 kg
Length x Height	450 x 145 mm

D28414

Power Input	2200 Watts
Power Output	1540 Watts
No Load Speed	6500 rpm
Max. Disc Diameter	230 mm
Spindle Thread	M14
Weight	6.0 kg
Length x Height	450 x 145 mm

D28421*

2300 W - 230 mm Heavy Duty Angle Grinder



- Anti vibration side handle
- Quick adjustment tool free guard
- Abrasion protected high power motor for increased motor durability
- Fully leaded stator windings for increased motor durability
- Five position side handle for improved balance in cutting and grinding applications
- Cut-off brushes to prolong motor life
- Dust sealed bearings for prolonged product life



Standard Equipment: Protective tool free guard, Anti vibration side handle, Inner and outer flange set, Spanner

*D28421 not available in the UK

D28421*

Power Input	2300 Watts
Power Output	1610 Watts
No Load Speed	6500 rpm
Max. Disc Diameter	230 mm
Spindle Thread	M14
Weight	6.6 kg
Length x Height	470 x 145 mm

D28423

2400 W - 230 mm Heavy Duty Angle Grinder



- Soft start to limit start-up current and reduce kick back
- Anti vibration side handle
- Seven position rotating back handle
- Quick adjustment tool free guard
- Abrasion protected high power motor for increased motor durability
- Fully leaded stator windings for increased motor durability
- Five position side handle for improved balance in cutting and grinding applications
- Cut-off brushes to prolong motor life
- Dust sealed bearings for prolonged product life



Standard Equipment: Protective tool free guard, Anti vibration side handle, Inner and outer flange set, Spanner

D28423

Power Input	2400 Watts
Power Output	1680 Watts
No Load Speed	6500 rpm
Max. Disc Diameter	230 mm
Spindle Thread	M14
Weight	6.6 kg
Length x Height	490 x 145 mm

D28432C

2600 W - 230 mm Heavy Duty Angle Grinder



- Soft start to limit start-up current and reduce kick back
- Anti vibration side handle
- Seven position rotating back handle
- Quick adjustment tool free guard
- Abrasion protected high power motor for increased motor durability
- Fully leaded stator windings for increased motor durability
- Five position side handle for improved balance in cutting and grinding applications
- Cut-off brushes to prolong motor life
- Dust sealed bearings for prolonged product life



Standard Equipment: Protective tool free guard, Anti vibration side handle, Inner and outer flange set, Spanner

D28432C

Power Input	2600 Watts
Power Output	1820 Watts
No Load Speed	6500 rpm
Max. Disc Diameter	230 mm
Spindle Thread	M14
Weight	6.6 kg
Length x Height	490 x 145 mm

D28750*

2400 W - 230 mm Heavy Duty Angle Grinder



- Soft start to limit start-up current and reduce kick back
- Anti vibration side handle
- Seven position rotating back handle
- Quick adjustment tool free guard
- Abrasion protected high power motor for increased motor durability
- Fully leaded stator windings for increased motor durability
- Five position side handle for improved balance in cutting and grinding applications
- Cut-off brushes to prolong motor life
- Dust sealed bearings for prolonged product life



Standard Equipment: Protective tool free guard, Anti vibration side handle, Inner and outer flange set, Spanner

*D28750 not available in the UK

D28750*

Power Input	2400 Watts
Power Output	1680 Watts
No Load Speed	5000 rpm
Max. Disc Diameter	230 mm
Spindle Thread	M14
Weight	6.6 kg
Length x Height	490 x 145 mm

D28415

2200 W - 230 mm Low Vibration Heavy Duty Angle Grinder



- Soft start to limit start-up current and reduce kick back
- Anti vibration handle
- Quick adjustment tool free guard
- Abrasion protected high power motor for increased motor durability
- Fully leaded stator windings for increased motor durability
- Five position side handle for improved balance in cutting and grinding applications
- Cut-off brushes to prolong motor life
- Dust sealed bearings for prolonged product life
- Autobalancer gives low vibration (2.1m/s² triaxially) resulting in greater end user comfort



Standard Equipment: Protective tool free guard, Anti vibration side handle, Inner and outer flange set, Spanner

D28415

Power Input	2200 Watts
Power Output	1540 Watts
No Load Speed	6500 rpm
Max. Disc Diameter	230 mm
Spindle Thread	M14
Weight	6.1 kg
Length x Height	450 x 145 mm



Ultimate performance

DEWALT heavy duty 180mm and 230mm grinders deliver the versatility, power and life users demand in a professional grinder. With new high power motors these grinders have increased power output and torque under load, resulting in faster material removal in tough grinding and cutting applications.



DW882

1800 W - 150 mm Straight Angle Grinder



- Abrasion protected high power motor for increased durability
- Rubberized front grip for better control
- Dust sealed bearings and components for a long product life
- Cut-off brushes to prolong motor life
- Brush access window for better serviceability
- Robust spindle configuration to fit large sized accessories



Standard Equipment: Protective guard, Inner and outer disc flanges, Abrasive 150 mm disc, Spanner

DW882

Power Input	1800 Watts
Power Output	1200 Watts
No Load Speed	5600 rpm
Max. Disc Diameter	150 mm
Spindle Thread	M16
Weight	6.7 kg
Length x Height	650 x 155 mm

D28885*

500 W - Single Speed Die Grinder



- Short body allows access when grinding in confined spaces
- Hardened, precision-ground collet ensures that all attachments run perfectly true and concentrically
- Cut-off brushes to prolong motor life
- Ergonomic design results in user comfort allowing strain free grinding



Standard Equipment: 6 mm collet, Spanner

*D28885 not available in the UK

D28885*

Power Input	500 Watts
Power Output	300 Watts
No Load Speed	27000 rpm
Collet Size	6 mm
Weight	1.4 kg
Spindle lock	No
Length x Height	250 x 70 mm

D28886*

710 W - Variable Speed Die Grinder



- Full wave electronic speed control gives good versatility and allows the unit to be used for grinding and cutting in both hard and soft materials (including plastic)
- Hardened, precision-ground collet ensures that all attachments run perfectly true and concentrically
- Cut-off brushes to prolong motor life
- Spindle lock for changing accessory quickly and easily
- Ergonomic design results in user comfort allowing strain free grinding



Standard Equipment: 6 mm collet, Spanner

*D28886 not available in the UK

D28886*

Power Input	710 Watts
Power Output	430 Watts
No Load Speed	7000 - 27000 rpm
Collet Size	6 mm
Weight	1.8 kg
Spindle lock	Yes
Length x Height	350 x 90 mm

DW849

1150 W - 178 mm Variable Speed Right Angle Polisher



- Abrasion protected high power motor for increased durability
- Dust sealed bearings and components for a long product life
- Full power variable speed electronics with constant speed control
- Heat treated precision gears for smooth power transmission
- High-flex cable for maximum flexibility and long life
- Spindle lock for quick wheel changes
- Cut-off brushes to prolong motor life
- Brush access window for better serviceability
- Top rubber bumper to protect from scratching the work piece



Standard Equipment: Rubber backing pad, Polishing bonnet, Outer flange, Side handle

DW849

Power Input	1150 Watts
Power Output	670 Watts
No Load Speed	0-3000 rpm
Max. Disc Diameter	178 mm
Spindle Thread	M14
Weight	3.8 kg
Length x Height	455 x 135 mm

DW630*

1200 W - 178 mm Sander



- Abrasion protected motor for increased durability
- Dust sealed bearings for long product life
- Precision heat treated gears for smooth power transmission
- Spindle lock for ease of disc changing
- Brush access window for better serviceability



Standard Equipment: Rubber backing pad, Threaded flange, Two pin spinner, Side handle & guard

*DW630 not available in the UK

DW630*

Power Input	1200 Watts
Power Output	700 Watts
No Load Speed	5000 rpm
Max. Disc Diameter	178 mm
Spindle Thread	M14
Weight	3.2 kg
Length x Height	410 x 140 mm

Angle Grinder Backing Pads



- Thermoplastic backing pad supplied with flange locking nut.

Cat. No.	Diameter	Fitment
DT3610	115 mm	M 14
DT3611	125 mm	M 14
DT3612	178 mm	M 14

Angle Grinder Polishing Bonnets



- Lambswool pile polishing bonnets.

Cat. No.	Diameter
DT3620	115 mm
DT3621	125 mm
DT3622	178 mm

Collets for Die Grinders



- Hardened and ground collet and Precise concentricity of accessory.

Cat. No.	Description
D288861	3 mm Collet
D288862	1/8" Collet
D288863	6 mm Collet
D288864	1/4" Collet
D288865	8 mm Collet

Heavy Duty Carrying Case for Angle Grinders



Cat. No.	Height	Depth	Length
DE4037	220 mm	170 mm	480 mm



D28700

2200 Watt 355 mm Abrasive Chop Saw



- Horizontal handle for superior ergonomics and less user fatigue
- Spindle lock for quick and easy wheel change
- Quick release clamp results in less time in changing the work piece

D28715

2200 Watt 355 mm High Performance Chopsaw



- Keyless blade clamp allows quick, hassle free blade change
- Electronic soft start to limit start-up current and kick back reaction
- High power abrasion protected motor delivers high overload capabilities for greater durability
- Keyless mitre adjustments for quick and simple operations
- Cut-off brushes to prevent motor damage at end of brush life
- Horizontal handle for superior ergonomics and less user fatigue
- Large steel base for a large working area and greater stability
- Spindle lock for easy wheel changes
- Keyless vice allows quick material clamping / releasing
- Machined gears for increased durability
- Easy to carry to the jobsite with new integrated carrying handle
- Adjustable spark guard allow the use to adjust the spark direction

DW872

2200 Watt 355 mm Tungsten Carbide Tipped Metal Cutting Chopsaw



- High power 2200 Watt motor with electronic soft start for metal cutting
- 25.4 mm arbor fitment takes a variety of metal saw blades
- Large tool-free pivoting fence for parallel and mitre cuts up to 45°
- Robust cool-running 355 mm, 70 tooth tungsten carbide tipped blade
- Burr-free cuts at constant cutting depth throughout the life of the blade
- Quick-retracting guard for increased visibility
- Ergonomically designed horizontal handle for greater comfort
- Vertical clamping system for greater safety
- Extra wide steel base for larger working area and increased stability
- Easy-handling transport lock-mode



Standard Equipment: Metal cutting disc, Hex key



Standard Equipment: Metal cutting disc, Hex key, Keyless blade clamp



Standard Equipment: 355 mm metal carbide blade, Hex key, Auxiliary clamp

D28700

Power Input	2200 Watts
Power Output	1350 Watts
No Load Speed	3800 rpm
Wheel Diameter	355 mm
Max. Cutting Capacity at 90°	
Square Profile	119 x 119 mm
Rectangular Profile	115 x 130 mm
L-Shape Profile	137 x 137 mm
Rounded Profile	115 mm
Max. Cutting Capacity at 45°	
Square Profile	98 x 98 mm
Rectangular Profile	115 x 98 mm
L-Shape Profile	98 x 98 mm
Rounded Profile	98 mm
Weight	16 kg
Length x Height	486 x 378 mm

D28715

Power Input	2200 Watts
Power Output	1350 Watts
No Load Speed	4000 rpm
Wheel Diameter	355x2.5 mm
Max. Cutting Capacity at 90°	
Square Profile	120 x 120 mm
Rectangular Profile	100 x 200 mm
L-Shape Profile	140 x 140 mm
Rounded Profile	130 mm
Max. Cutting Capacity at 45°	
Square Profile	113 x 113 mm
Rectangular Profile	100 x 140 mm
L-Shape Profile	120 x 120 mm
Rounded Profile	130 mm
Weight	18 kg
Length x Height	520 x 435 mm

DW872


Power Input	2200 Watts
Power Output	1350 Watts
No Load Speed	1300 rpm
Wheel Diameter	355 mm
Max. Cutting Capacity at 90°	
Square Profile	100 x 100 mm
Rectangular Profile	75 x 130 mm
L-Shape Profile	92 x 92 mm
Rounded Profile	130 mm
Max. Cutting Capacity at 45°	
Square Profile	79 x 79 mm
Rectangular Profile	79 x 123 mm
L-Shape Profile	56 x 56 mm
Rounded Profile	79 mm
Weight	22.5 kg
Length x Height	525 x 430 mm

Metal Cutting Discs- Flat



Cat. No.	Diameter	Bore
DT3400	115 mm	22.2 mm
DT3405	115 mm	22.2 mm
DT3409	125 mm	22.2 mm
DT3410	125 mm	22.2 mm
DT3415	150 mm	22.2 mm
DT3420	180 mm	22.2 mm
DT3430	230 mm	22.2 mm

Metal Cutting Discs- Depressed



Cat. No.	Diameter	Bore
DT3406	115 mm	22.2 mm
DT3413	125 mm	22.2 mm
DT3423	180 mm	22.2 mm
DT3433	230 mm	22.2 mm

Inox and Thin Metal Discs- Flat



Cat. No.	Diameter	Bore
DT3440	100 mm	16.0 mm
DT3442	115 mm	22.2 mm
DT3445	125 mm	22.2 mm

Inox Cutting Discs- Flat



Cat. No.	Diameter	Bore
DT3443	115 mm	22.2 mm
DT3446	125 mm	22.2 mm
DT3447	180 mm	22.2 mm
DT3449	230 mm	22.2 mm

Aluminium Cutting Discs- Flat



Cat. No.	Diameter	Bore
DT3453	115 mm	22.2 mm
DT3454	125 mm	22.2 mm

Metal Grinding Discs- Depressed



Cat. No.	Diameter	Bore
DT3402	115 mm	22.2 mm
DT3412	125 mm	22.2 mm
DT3416	150 mm	22.2 mm
DT3422	180 mm	22.2 mm
DT3432	230 mm	22.2 mm
DT3458	115 mm	22.2 mm

Inox Grinding Discs- Depressed



Cat. No.	Diameter	Bore
DT3467	115 mm	22.2 mm
DT3468	125 mm	22.2 mm
DT3469	180 mm	22.2 mm

Chop Saw Wheel



Cat. No.	Diameter	Bore
DT3450	355 mm	25.4 mm

Stone Cutting Discs- Flat



Cat. No.	Diameter	Bore
DT3401	115 mm	22.2 mm
DT3411	125 mm	22.2 mm
DT3417	150 mm	22.2 mm
DT3421	180 mm	22.2 mm
DT3431	230 mm	22.2 mm

Stone Cutting Discs- Depressed



Cat. No.	Diameter	Bore
DT3407	115 mm	22.2 mm
DT3414	125 mm	22.2 mm
DT3424	180 mm	22.2 mm
DT3434	230 mm	22.2 mm

Stone Grinding Discs- Depressed




Cat. No.	Diameter	Bore
DT3461	115 mm	22.2 mm
DT3462	125 mm	22.2 mm
DT3463	180 mm	22.2 mm
DT3464	230 mm	22.2 mm

Laser Blades- Concrete



Cat. No.	Diameter	Bore	Segment Width
DT3740	115 mm	22.2 mm	2 mm
DT3741	125 mm	22.2 mm	2 mm
DT3742	180 mm	22.2 mm	2.4 mm
DT3743	230 mm	22.2 mm	2.4 mm
DT3744	300 mm	20 mm	2.8 mm
DT3745	300 mm	22.2 mm	2.8 mm
DT3747	350 mm	20 mm	2.8 mm
DT3749	350 mm	25.4 mm	2.8 mm

Laser Blades- Abrasive Materials



Cat. No.	Diameter	Bore	Segment Width
DT3770	115 mm	22.2 mm	2 mm
DT3771	125 mm	22.2 mm	2 mm
DT3772	180 mm	22.2 mm	2.4 mm
DT3773	230 mm	22.2 mm	2.4 mm
DT3774	300 mm	20 mm	2.8 mm
DT3775	300 mm	22.2 mm	2.8 mm
DT3777	350 mm	20 mm	2.8 mm
DT3779	350 mm	25.4 mm	2.8 mm

Laser Blades- Hard Materials



Cat. No.	Diameter	Bore	Segment Width
DT3760	115 mm	22.2 mm	2 mm
DT3761	125 mm	22.2 mm	2 mm
DT3762	180 mm	22.2 mm	2.4 mm
DT3763	230 mm	22.2 mm	2.8 mm
DT3764	300 mm	20 mm	2.8 mm
DT3765	300 mm	22.2 mm	2.8 mm
DT3766	230 mm	22.2 mm	2.8 mm
DT3767	350 mm	20 mm	2.8 mm
DT3769	350 mm	25.4 mm	2.8 mm

Sintered Blades- Tiles



Cat. No.	Diameter	Bore	Segment Width
DT3735	115 mm	22.2 mm	1.6 mm
DT3736	125 mm	22.2 mm	1.6 mm
DT3737	180 mm	22.2 mm	2.1 mm
DT3738	230 mm	22.2 mm	2.1 mm

Laser Blades- Mortar Raking



Cat. No.	Diameter	Bore	Segment Width
DT3755	115 mm	22.2 mm	6.5 mm
DT3756	125 mm	22.2 mm	6.5 mm

Laser Blades- Asphalt



Cat. No.	Diameter	Bore	Segment Width
DT3780	300 mm	20 mm	2.8 mm
DT3781	300 mm	22.2 mm	2.8 mm
DT3783	350 mm	20 mm	3.2 mm
DT3785	350 mm	25.4 mm	3.2 mm

Segmented Rim Wheels



- Segmented rim design allows fast cutting.
- Sintered diamond wheel for dry cutting general masonry materials.
- All wheels up to 230 mm diameter have 22.2 mm bore.
- 300 mm wheel has a 20 mm bore for petrol saws.

Cat. No.	Diameter	Bore	Segment Width
DT3701	115 mm	22.2 mm	1.75 mm
DT3711	125 mm	22.2 mm	1.8 mm
DT3721	180 mm	22.2 mm	2.1 mm
DT3731	230 mm	22.2 mm	2.3 mm
DT3751	300 mm	20 mm	2.8 mm

Turbo Cutting Wheels



- Sintered diamond wheel for dry cutting general masonry materials.
- Turbo rim design provides cooler, cleaner cutting of harder materials.
- All wheels have 22.2 mm bore.

Cat. No.	Diameter	Bore	Segment Width
DT3702	115 mm	22.2 mm	2.1 mm
DT3712	125 mm	22.2 mm	2.2 mm
DT3722	180 mm	22.2 mm	2.4 mm
DT3732	230 mm	22.2 mm	2.6 mm

Continuous Rim Wheels



- Continuous rim design for fine finish in hard materials.
- Sintered dry cutting wheel with 22.2mm bore.

Cat. No.	Diameter	Bore	Segment Width
DT3703	115 mm	22.2 mm	1.6 mm
DT3713	125 mm	22.2 mm	1.6 mm

Metal Cutting Saw Blades



- Range of blades for most metal cutting applications.
- Modified ATB tooth Geometry for clean, burr free cuts.
- Cuts 4x faster than abrasive discs.
- For all metal cutting sawblades- Pack Quantity 1, Minimum Order Quantity 1.
- Metal Cutting Saw Blades
- DT1900 & DT1903 - unhardened ferrous metals & non-ferrous metals. Thick section. Cuts - solid 3 - 25mm, section 3 - 6mm.
- DT1901- unhardened ferrous metals & non-ferrous metals. Thin section. Cuts section 0.5 - 4.5mm.
- DT1902 & DT1905 - stainless steel/Inox. Cuts - solid 3 - 25mm, section 3 - 6mm.
- Unsuitable for cast iron.
- Check bore and diameter before selection.

Cat. No.	Diameter	Bore	Kerf Thickness	Tooth Count
DT1900	355 mm	25.4 mm	2.2 mm	70
DT1901	355 mm	25.4 mm	2.2 mm	90
DT1902	355 mm	25.4 mm	2.2 mm	90
DT1903	305 mm	25.4 mm	2.2 mm	60
DT1905	305 mm	25.4 mm	2.2 mm	80

Wire Brushes



- Hardened steel/ twisted wire, cup and wheel brushes. High quality cup and wheel brushes for use with angle grinders.
- General stripping and cleaning of a wide range of metals. Twisted knot wire filament for stripping and cleaning of metals.

Cat. No.	Diameter	Type
DT3500	65 mm	Cup - coarse
DT3501	100 mm	Cup - coarse
DT3502	115 mm	Wheel - coarse

NAIILERS



Framing Nailers

Coil Roofing Nailers

Crown Staplers

Finishing and Brad Nailers

Compressors

Nails and Accessories



D51856*

100 mm Framing Nailer



- Tool-free adjustable depth allows for quick and easy depth of drive setting
- Dry fire lockout extends bumper life and prevents tool from actuating when magazine is empty
- Bump and sequential trigger allows rapid change for varying applications
- Exhaust cap is adjustable to direct air away from user and workpiece
- Fires nails up to 100 mm



* D51856 not available in the UK

D51856*

Nail Style	Clipped head
Magazine angle	34°
Nail Length	50-100 mm
Nail diameter range	2.8-3.3 mm
Magazine capacity	90 Nails
Energy @ 6.9 Bar	100 Nm
Operating pressure range	4.8-8.3 Bar
Air consumption per shot @6.9 Bar	2.5 l
Weight	3.8 kg
Length x Height	507 x 373 mm

D51845

Full Round Head Framing Nailer



- 3.4 kg housing and magazine aid to provide lightweight nailer
- Tool-free adjustable depth setting allows for quick and easy depth of drive setting
- Quick release jam clearing feature eliminates down-time removing bent nails caught in nosepiece
- 32.4 cm height allows for toe-nailing in confined areas
- Patented engine design generates power to bury nails in engineered lumber with minimal recoil
- Reversible, integrated hook allows tool to be hung from rafter or tool belt
- Exhaust cap protects tool from impacts to the cap
- Dry fire lockout extends bumper life by preventing tool from firing when magazine is empty
- The trigger lock-off allows trigger to be disabled when not in use



Standard Equipment: Safety glasses, 34 ml bottle of pneumatic tool oil, Replacement sequential trigger

D51845

Nail Style	Full round head
Magazine angle	20°
Nail Length	50 - 90 mm
Nail diameter range	2.9 - 3.8 mm
Magazine capacity	65 Nails
Energy @ 6.9 Bar	101.7 Nm
Operating pressure range	4.8 - 8.3 Bar
Air consumption per shot @6.9 Bar	2.04 l
Weight	3.4 kg
Length x Height	527 x 324 mm

D51823

Clipped Head Framing Nailer



- 3.40 kg housing and magazine aid to provide lightweight nailer
- 32.4 cm height allows for toe-nailing in confined areas
- Patented engine design generates power to bury nails in engineered lumber with minimal recoil
- Tool-free adjustable depth allows for quick and easy depth of drive setting
- Reversible, integrated hook allows tool to be hung from rafter or tool belt
- Exhaust cap protects tool from impacts to the cap
- Quick release jam clearing feature eliminates down-time removing bent nails caught in nosepiece
- Dry fire lockout extends bumper life by preventing tool from actuating when magazine is empty
- The trigger lock-off allows trigger to be disabled when not in use



Standard Equipment: Safety glasses, 34 ml bottle of pneumatic tool oil, Replacement sequential trigger

D51823

Nail Style	Clipped head
Magazine angle	31-34°
Nail Length	50 - 90 mm
Nail diameter range	2.9 - 3.3 mm
Magazine capacity	80 Nails
Energy @ 6.9 Bar	101.7 Nm
Operating pressure range	4.8 - 8.3 Bar
Air consumption per shot @6.9 Bar	2.04 l
Weight	3.40 kg
Length x Height	473 x 324 mm

D51321

Coil Roofing Nailer



- 2.2 kg magnesium housing and magazine aid to provide lightweight nailer
- Tool-free adjustable depth setting allows for quick and easy depth of drive setting
- Titanium exhaust cap protects tool from impacts to the cap
- Quick release jam clearing feature eliminates down-time removing bent nails caught in nosepiece
- The trigger lock-off allows trigger to be disabled when not in use



Standard Equipment: Safety glasses, 34 ml bottle of pneumatic tool oil, Replacement sequential trigger

D51321

Nail Style	Full round head
Magazine angle	15°
Nail Length	19-45 mm
Nail diameter range	2.9 - 3.8 mm
Magazine capacity	120 Nails
Energy @ 6.9 Bar	70 Nm
Operating pressure range	4.8 - 8.3 Bar
Air consumption per shot @6.9 Bar	1.18 l
Weight	2.2 kg
Length x Height	290 x 265 mm

D51430

Medium Crown Stapler 11.1 mm



- 5-position indexed depth setting is lockable and repeatable, which enables the user to find the perfect depth, saving time and materials
- The rear load magazine is fast and easy to load and unload with a 160 staples capacity
- Open contact tip allows for better visibility and durability
- Tool-free jam clearing feature eliminates down-time from bent nails caught in the nose piece
- Tool-free 360° exhaust channels air and dust away from user
- Tear-resistant rubber grip provides comfort over the life of the tool
- Trigger lock-off allows trigger to be disabled when not in use



Standard Equipment: Safety glasses, 28 ml bottle of pneumatic tool oil, Replacement sequential trigger

D51430

Staple diameter	1.6 mm (16 gauge)
Magazine angle	0°
Staple length capacity	25-51 mm
Staple width	11.1 mm
Magazine Capacity	160 Staples
Magazine loading	Rear load
Operating pressure range	4.8 - 8.3 Bar
Air consumption per shot @6.9 Bar	1.1 l
Firing mode	Bump trigger installed
Weight	2.1 kg
Width x Length x Height	76 x 290 x 370 mm

D51431

Medium Crown Stapler 12.7 mm



- 5-position indexed depth setting is lockable and repeatable, which enables the user to find the perfect depth, saving time and materials
- The rear load magazine is fast and easy to load and unload with a 160 staples capacity
- Open contact tip allows for better visibility and durability
- Tool-free jam clearing feature eliminates down-time from bent nails caught in the nose piece
- Tool-free 360° exhaust channels air and dust away from user
- Tear-resistant rubber grip provides comfort over the life of the tool
- Trigger lock-off allows trigger to be disabled when not in use



Standard Equipment: Safety glasses, 28 ml bottle of pneumatic tool oil, Replacement sequential trigger

D51431

Staple diameter	1.6 mm (16 gauge)
Magazine angle	0°
Staple length capacity	25-51 mm
Staple width	12.7 mm
Magazine Capacity	160 Staples
Magazine loading	Rear load
Operating pressure range	4.8 - 8.3 Bar
Air consumption per shot @6.9 Bar	1.1 l
Firing mode	Bump trigger installed
Weight	2.1 kg
Width x Length x Height	76 x 290 x 370 mm

D51238K

18 Gauge Brad Nailer Kit



- 4-position indexed depth setting is lockable and repeatable, which enables the user to find the perfect depth, saving time and materials
- Top and side low nail indicator windows to allow the user to quickly and easily see when it is time to reload – before they punch empty holes into their wood
- Tool-free jam clearing feature eliminates down-time from bent nails caught in the nose piece
- Tool-free 360° exhaust channels air and dust away from user
- Over-moulded no-mark pad allows greater visibility and durability
- Tool-free reversible belt hook allows the user to place the tool on belt when not in use
- Tear-resistant rubber grip provides comfort over the life of the tool
- 16-50 mm nail capacity provides a complete range for trim carpenters and woodworkers
- Trigger lock-off allows trigger to be disabled when not in use



Standard Equipment: Safety glasses, 28 ml bottle of pneumatic tool oil, Allen wrench, Replacement sequential trigger, Heavy duty carrying case

D51238K

Magazine angle	0°
Nail Diameter	1.2 mm (18 gauge)
Nail Length	16 - 50 mm
Magazine capacity	110 Nails
Magazine loading	Side load
Operating pressure range	4.8 - 8.3 Bar
Air consumption per shot @6.9 Bar	1.0 l
Firing mode	Bump trigger installed
Weight	1.27 kg
Width x Length x Height	58 x 216 x 222 mm

D51256K

16 Gauge Finish Nailer Kit



- 5-position indexed depth setting is lockable and repeatable, which enables the user to find the perfect depth, saving time and materials
- Tool-free jam clearing feature eliminates down-time from bent nails caught in the nose piece
- Tool-free 360° exhaust channels air and dust away from user
- The rear load magazine is fast and easy to load and unload with a 160 nails capacity
- For maximum convenience, this tool utilises a patented dual-load magazine that can be loaded by either load & lock or lock & load
- Swept back contact tip allows for better visibility and durability
- Low profile no-mark pad gives the user greater visibility and durability
- Tool-free reversible belt hook allows the user to place the tool on belt when not in use
- Tear-resistant rubber grip provides comfort over the life of the tool
- Trigger lock-off allows trigger to be disabled when not in use



Standard Equipment: Safety glasses, 28 ml bottle of pneumatic tool oil, 2 allen wrenches, Replacement sequential trigger, Heavy-duty carrying case

D51256K

Magazine angle	0°
Nail Diameter	1.6 mm (16 gauge)
Nail Length	32 - 63 mm
Magazine capacity	160 Nails
Magazine loading	Rear load, dual load
Operating pressure range	4.8 - 8.3 Bar
Air consumption per shot @6.9 Bar	1.27 l
Firing mode	Bump trigger installed
Weight	1.77 kg
Width x Length x Height	76 x 317 x 241 mm

D51275K

15 Gauge Angled Finish Nailer Kit



- 5-position indexed depth setting is lockable and repeatable, which enables the user to find the perfect depth, saving time and materials
- Magnesium housing delivers a 1.75 kg unit
- Tool-free reversible belt hook allows the user to place the tool on belt when not in use
- Tool-free jam clearing feature eliminates down-time from bent nails caught in the nose piece
- For maximum convenience, this tool utilises a patented dual-load magazine that can be loaded by either load & lock or lock & load
- Low profile no-mark pad gives the user greater visibility and durability
- Swept back contact trip allows for better visibility and durability
- Tool-free 360° exhaust channels air and dust away from user
- Tear-resistant rubber grip provides comfort over the life of the tool
- Trigger lock-off allows trigger to be disabled when not in use



Standard Equipment: Safety glasses, 28 ml bottle of pneumatic tool oil, 2 allen wrenches, Replacement sequential trigger, Heavy duty carrying case

D51275K

Magazine angle	34°
Nail Diameter	1.8 mm (15 gauge)
Nail Length	32 - 63 mm
Magazine capacity	110 Nails
Magazine loading	Rear load, dual load
Operating pressure range	4.8 - 8.3 Bar
Air consumption per shot @6.9 Bar	1.7 l
Firing mode	Bump trigger installed
Weight	1.75 kg
Width x Length x Height	89 x 330 x 292 mm

D51180

Palm Nailer



- Lightweight - Compact Design
- Jobsite versatility - Will drive most 19-83 mm jobsite nails
- Durability - Full metal housing to withstand jobsite abuse
- Magnetic Tip - For easy nail placement
- Leather comfort grip - Reduces vibration and prevents slipping

Standard Equipment: Bottle of oil, Leather comfort grip, Safety Glasses

D51180

Nail Style	Bulk
Nail Length	19-89 mm
Nail diameter range	10 mm
Operating pressure range	5.0-8.5 Bar
Air consumption per shot @6.9 Bar	0.4 l
Weight	1.2 kg
Length x Height	105 x 125 mm

D55155

Heavy Duty 1.5 HP Single Tank Electric Hand Carry Compressor



- New ergonomic design for easy portability
- Protected components for maximum durability
- 120l/min delivered @ 6 Bar
- Oil lubricated pump allows for increased life
- Cast iron cylinder enhances pump life
- Dual soft start valves assist in cold weather start up
- Two regulated hose connectors
- Ball valve drain allows for quick and thorough tank draining

Standard Equipment: DeWALT Synthetic Compressor Oil, 2 universal quick couplers

D55155

Drive	Direct
Power	1.5 HP
Air displacement	190 l/min
Free air delivery @ 6 Bar	120 l/min
Pump speed	2850 rpm
Max. pressure	9 Bar
Tank volume	15 l
Weight	27.7 kg
Width x Length x Height	584 x 552 x 317 mm

NAILER ATTACHMENTS



D55041
Industry standard, high flow fast connector



D55032
15 Metre Hose



D55042
High flow flexible connector for improved nailer maneuverability



D551451
5 metre coil hose

DEWALT now offer a full range of both pneumatic and cordless nail guns offering the user a choice for a wide range of applications. The cordless range runs off the existing 12 Volt - 18 Volt DEWALT batteries eliminating the need for expensive gas cartridges.



SYSTEM
18
VOLT

XRP

DC628KB



SYSTEM
18
VOLT

XRP

DC618KB



SYSTEM
18
VOLT

XRP

DC616KB



SYSTEM
18
VOLT

DC608KB



SYSTEM
12
VOLT

DC602KB



For further information and specification details on cordless nailers refer to pages 27 - 54



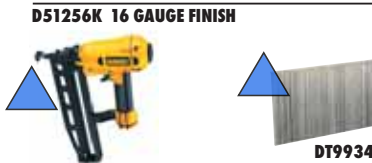
Code	Description	Quantity	Length
DT9980	Galvanised Crown (11.1mm) staples	Box of 5000	25mm
DT9981	Galvanised Crown (11.1mm) staples	Box of 5000	32mm
DT9982	Galvanised Crown (11.1mm) staples	Box of 5000	38mm
DT9983	Galvanised Crown (11.1mm) staples	Box of 5000	44mm
DT9984	Galvanised Crown (11.1mm) staples	Box of 5000	50mm



DT9990	Galvanised Crown (12.7mm) staples	Box of 5000	25mm
DT9991	Galvanised Crown (12.7mm) staples	Box of 5000	32mm
DT9992	Galvanised Crown (12.7mm) staples	Box of 5000	38mm
DT9993	Galvanised Crown (12.7mm) staples	Box of 5000	44mm
DT9994	Galvanised Crown (12.7mm) staples	Box of 5000	50mm



DT9940	Galvanised straight nails	Box of 5000	16mm
DT9941	Galvanised straight nails	Box of 5000	20mm
DT9942	Galvanised straight nails	Box of 5000	25mm
DT9943	Galvanised straight nails	Box of 5000	30mm
DT9944	Galvanised straight nails	Box of 5000	35mm
DT9945	Galvanised straight nails	Box of 5000	40mm
DT9946	Galvanised straight nails	Box of 5000	44mm
DT9947	Galvanised straight nails	Box of 5000	50mm



DT9930	Galvanised straight nails	Box of 5000	35mm
DT9931	Galvanised straight nails	Box of 5000	38mm
DT9932	Galvanised straight nails	Box of 5000	44mm
DT9934	Galvanised straight nails	Box of 5000	50mm
DT9935	Galvanised straight nails	Box of 5000	63mm





















DT9920	Galvanised 34° nails	Box of 4000	32mm
DT9921	Galvanised 34° nails	Box of 4000	38mm
DT9922	Galvanised 34° nails	Box of 4000	44mm
DT9923	Galvanised 34° nails	Box of 4000	50mm
DT9924	Galvanised 34° nails	Box of 4000	64mm



DT9970	Galvanised Coil Roofer Nails (15°, 3.0mm)	Box of 7000	19mm
DT9971	Galvanised Coil Roofer Nails (15°, 3.0mm)	Box of 7000	25mm
DT9972	Galvanised Coil Roofer Nails (15°, 3.0mm)	Box of 7000	32mm
DT9973	Galvanised Coil Roofer Nails (15°, 3.0mm)	Box of 7000	38mm
DT9974	Galvanised Coil Roofer Nails (15°, 3.0mm)	Box of 5400	44mm
DT9975	Hot-dipped galv 19mm Coil Roofer Nails(15°, 3.0mm)	Box of 7000	19mm
DT9976	Hot-dipped galv 19mm Coil Roofer Nails(15°, 3.0mm)	Box of 7000	25mm
DT9977	Hot-dipped galv 19mm Coil Roofer Nails(15°, 3.0mm)	Box of 7000	32mm
DT9978	Hot-dipped galv 19mm Coil Roofer Nails(15°, 3.0mm)	Box of 7000	38mm
DT9979	Hot-dipped galv 19mm Coil Roofer Nails(15°, 3.0mm)	Box of 5400	44mm




DT9960	Galvanised Full Round Head nails (20°, 2.9mm)	Box of 4000	50mm
DT9961	Galvanised Full Round Head nails (20°, 3.1mm)	Box of 4000	63mm
DT9962	Galvanised Full Round Head nails (20°, 3.3mm)	Box of 3000	75mm
DT9963	Galvanised Full Round Head nails (20°, 3.3mm)	Box of 2500	90mm
DT9965	Ringed, hot-dipped galv Full Round Head nails (20°, 2.9mm)	Box of 4000	50mm
DT9966	Ringed, hot-dipped galv Full Round Head nails (20°, 3.1mm)	Box of 4000	63mm
DT9969	Ringed, hot-dipped galv Full Round Head nails (20°, 3.1mm)	Box of 2500	75mm
DT9998	Ringed, hot-dipped galv Full Round Head nails (20°, 3.1mm)	Box of 2500	90mm

	Code	Description	Quantity	Length	
D51823 CLIPPED HEAD  	DT9950	Galvanised Clipped Head nails (34°, 2.9mm)	Box of 2500	50mm	
	DT9951	Galvanised Clipped Head nails (34°, 3.1mm)	Box of 2500	63mm	
	DT9952	Galvanised Clipped Head nails (34°, 3.3mm)	Box of 2500	75mm	
	DT9953	Galvanised Clipped Head nails (34°, 3.3mm)	Box of 5000	90mm	
	DT9955	Ringed, hot-dipped galv Clipped Head nails (34°, 2.9mm)	Box of 2500	50mm	
	DT9956	Ringed, hot-dipped galv Clipped Head nails (34°, 3.1mm)	Box of 2500	63mm	
	DT9959	Ringed, hot-dipped galv Clipped Head nails (34°, 3.1mm)	Box of 2500	75mm	
	DT9996	Ringed, hot-dipped galv Clipped Head nails (34°, 3.1mm)	Box of 2500	90mm	
D51856 CLIPPED HEAD  	DT9950	Galvanised Clipped Head nails (34°, 2.9mm)	Box of 2500	50mm	
	DT9951	Galvanised Clipped Head nails (34°, 3.1mm)	Box of 2500	63mm	
	DT9952	Galvanised Clipped Head nails (34°, 3.3mm)	Box of 2500	75mm	
	DT9953	Galvanised Clipped Head nails (34°, 3.3mm)	Box of 5000	90mm	
	DT9955	Ringed, hot-dipped galv Clipped Head nails (34°, 2.9mm)	Box of 2500	50mm	
	DT9956	Ringed, hot-dipped galv Clipped Head nails (34°, 3.1mm)	Box of 2500	63mm	
	DT9959	Ringed, hot-dipped galv Clipped Head nails (34°, 3.1mm)	Box of 2500	75mm	
	DT9996	Ringed, hot-dipped galv Clipped Head nails (34°, 3.1mm)	Box of 2500	90mm	
	DT9997*	Ringed, hot-dipped galv Clipped Head nails (34°, 3.3mm)	Box of 2500	98mm	
	DC602KB CORDLESS 12 VOLT 18 GAUGE NAILER   	DT9940	Galvanised nails (0°, 1.2mm)	Box of 5000	16mm
DT9941		Galvanised nails (0°, 1.2mm)	Box of 5000	20mm	
DT9942		Galvanised nails (0°, 1.2mm)	Box of 5000	25mm	
DT9943		Galvanised nails (0°, 1.2mm)	Box of 5000	30mm	
DT9944		Galvanised nails (0°, 1.2mm)	Box of 5000	35mm	
DT9945		Galvanised nails (0°, 1.2mm)	Box of 5000	40mm	
DT9946		Galvanised nails (0°, 1.2mm)	Box of 5000	44mm	
DT9947		Galvanised nails (0°, 1.2mm)	Box of 5000	50mm	
DC608KB CORDLESS 18 VOLT 18 GAUGE NAILER   	DT9940	Galvanised nails (0°, 1.2mm)	Box of 5000	16mm	
	DT9941	Galvanised nails (0°, 1.2mm)	Box of 5000	20mm	
	DT9942	Galvanised nails (0°, 1.2mm)	Box of 5000	25mm	
	DT9943	Galvanised nails (0°, 1.2mm)	Box of 5000	30mm	
	DT9944	Galvanised nails (0°, 1.2mm)	Box of 5000	35mm	
	DT9945	Galvanised nails (0°, 1.2mm)	Box of 5000	40mm	
	DT9946	Galvanised nails (0°, 1.2mm)	Box of 5000	44mm	
	DT9947	Galvanised nails (0°, 1.2mm)	Box of 5000	50mm	
DC616KB CORDLESS 18 VOLT 16 GAUGE NAILER  	DT9930	Galvanised nails (0°, 1.6mm)	Box of 5000	35mm	
	DT9931	Galvanised nails (0°, 1.6mm)	Box of 5000	38mm	
	DT9932	Galvanised nails (0°, 1.6mm)	Box of 5000	44mm	
	DT9934	Galvanised nails (0°, 1.6mm)	Box of 5000	50mm	
	DT9935	Galvanised nails (0°, 1.6mm)	Box of 5000	63mm	
DC618KB 18 VOLT 16 GAUGE NAILER   	DT9900	Gauge 1.6mm (16 Ga) Angled Nails	Box of 2500	32mm	
	DT9901	Gauge 1.6mm (16 Ga) Angled Nails	Box of 2500	38mm	
	DT9902	Gauge 1.6mm (16 Ga) Angled Nails	Box of 2500	44mm	
	DT9903	Gauge 1.6mm (16 Ga) Angled Nails	Box of 2500	50mm	
	DT9904	Gauge 1.6mm (16 Ga) Angled Nails	Box of 2500	63mm	
	DT9910	Gauge 1.6mm (16 Ga) Angled Stainless Nails	Box of 2500	32mm	
	DT9911	Gauge 1.6mm (16 Ga) Angled Stainless Nails	Box of 2500	38mm	
	DT9912	Gauge 1.6mm (16 Ga) Angled Stainless Nails	Box of 2500	44mm	
	DT9913	Gauge 1.6mm (16 Ga) Angled Stainless Nails	Box of 2500	50mm	
	DT9914	Gauge 1.6mm (16 Ga) Angled Stainless Nails	Box of 2500	63mm	
	DC628KB CORDLESS 18 VOLT 15 GAUGE NAILER   	DT9920	Galvanised nails (34°, 1.8mm)	Box of 4000	32mm
DT9921		Galvanised nails (34°, 1.8mm)	Box of 4000	38mm	
DT9922		Galvanised nails (34°, 1.8mm)	Box of 4000	44mm	
DT9923		Galvanised nails (34°, 1.8mm)	Box of 4000	51mm	
DT9924		Galvanised nails (34°, 1.8mm)	Box of 4000	64mm	

* also available DT9999 Full Head 98mm nails

WOODWORKING



1/4" (6-8mm) Routers

1/2" (12mm) Routers

Dovetail Jigs

Laminate Trimmers

Biscuit Jointers

Planers

Random Orbital Sanders

Orbital Sanders

Belt Sanders

Hot-Air Gun

Finishing/Grinding Machines



DW614*

750 W - 1/4" (6-8 mm) Plunge Router



- Lightweight and compact design increases ease of use as the cutter remains visible at all times for error free routing
- Two column precision guide for plunging accuracy in a high quality aluminium housing with phosphor bronze bushing so that carefully controlled plunge cuts can be made
- 3 stage depth stop adjustment enables recesses of various depths to be machined in one operation without time consuming setting up
- Spindle lock mechanism for quick and easy cutter changes with a single spanner



Standard Equipment: Parallel fence & 2 guide rods, 17 mm guide bush, Dust extraction adaptor, 8 mm & 17/13 mm spanners, 8 mm collet (1/4" GB)

*DW614 not available in the UK

DW614*

Power Input	750 Watts
Power Output	500 Watts
No Load Speed	24000 rpm
Plunge Stroke/Movement	55 mm
Collet Size	6-8 mm
Max. Cutter Diameter	36 mm
Weight	2.9 kg
Length x Height	110 x 230 mm

DW615

900 W - 1/4" (6-8 mm) Variable Speed Plunge Router



- Electronic speed control ensures that a consistent finish is achieved in all grades of timber, aluminium and plastics since the full wave electronic control ensures the selected speed is maintained under any load
- Soft start to eliminate any small initial movement that might misalign the cutter
- Lightweight and compact design increases ease of use as the cutter remains visible at all times for error free routing
- Two column precision guide for plunging accuracy in a high quality aluminium housing with phosphor bronze bushing so that carefully controlled plunge cuts can be made
- 3 stage depth stop adjustment enables recesses of various depths to be machined in one operation without time consuming setting up
- Spindle lock mechanism for quick and easy cutter changes with a single spanner



Standard Equipment: Parallel fence & 2 guide rods, 17 mm guide bush, Dust extraction adaptor, 17/13 mm & 8 mm spanners, 8 mm collet (1/4" GB)

DW615

Power Input	900 Watts
Power Output	590 Watts
No Load Speed	8000-24000 rpm
Plunge Stroke/Movement	55 mm
Collet Size	6-8 mm
Max. Cutter Diameter	36 mm
Weight	2.9 kg
Length x Height	110 x 260 mm

DW621/ DW621K*

1100 W - 1/4" (6-8 mm) Variable Speed Plunge Router



- Precision micro-adjuster allows depth of cut adjustment accurate to 0.1 mm results
- Unique through the column dust extraction for excellent cutter visibility - no adaptor or hose which restrict visibility is required
- Power switch mounted in the handle for ease of use features lock off and lock on actions
- Full wave electronic speed control with feedback ensures the selected speed is maintained under any load for a consistent finish in all grades of timber, aluminium and plastics
- Soft start to eliminate any small initial movement that might misalign the cutter
- Two column precision guide with phosphor bronze bushing - the extra broad column provides superior rigidity for the greatest accuracy in this size of router
- Rubber coated handles provide a comfortable grip and their low down position aid control of the router
- 3 stage depth stop adjustment enables cuts of various depths to be made in one operation without time consuming setting up
- Spindle lock mechanism for quick and easy cutter changes with a single spanner



Standard Equipment: Parallel fence with built-in micro adjustment, Dust extraction adapter and cap, 8 mm collet (1/4" GB), 17/10 mm spanner, 24 mm guide bush

*Available with heavy duty carrying case as K-Version

DW621/ DW621K*

Power Input	1100 Watts
Power Output	620 Watts
No Load Speed	8000-24000 rpm
Plunge Stroke/Movement	55 mm
Collet Size	6-8 mm
Max. Cutter Diameter	36 mm
Weight	3.1 kg
Length x Height	165 x 325 mm

DW629*

1300 W - 1/2" (6-12 mm) Plunge Router



- 1300 Watt of power make this the ideal router for intensive use with smaller cutters
- Routing depth setting with fine adjustment and magnified scale for simple setting
- Two column precision guide with large phosphor bronze bushes for plunging accuracy in a high quality die cast aluminium housing so that carefully controlled plunge cuts can be made
- Large comfortable handles with the on/off switch and plunge lock at your finger tips for excellent control
- 3 stage depth stop adjustment enables recesses of various depths to be machined in one operation without time consuming setting up
- Spindle lock mechanism for quick and easy cutter changes with a single spanner
- Dust extraction through the base mounted spout for virtually dust free routing
- Compact low profile design that provides easy handling and increases stability



Standard Equipment: Parallel fence, Dust extraction adapter, 30 mm guide bush, 22 mm spanner, 12 mm collet (1/2" GB)

*DW629 not available in the UK

DW629*

Power Input	1300 Watts
Power Output	700 Watts
No Load Speed	22000 rpm
Plunge Stroke/Movement	62 mm
Collet Size	6-12.7 mm
Max. Cutter Diameter	40 mm
Weight	4.8 kg
Length x Height	290 x 280 mm

DW624

1600 W - 1/2" (12 mm) Plunge Router



- 1600 Watt of power make this unit ideal for heavy duty use where a single speed is sufficient
- Routing depth setting with fine adjustment and magnified scale for simple setting
- Two column precision guide with large phosphor bronze bushes for plunging accuracy in a high quality die cast aluminium housing so that carefully controlled plunge cuts can be made
- Large comfortable handles with the on/off switch and plunge lock at your finger tips for excellent control
- 3 stage depth stop adjustment enables recesses of various depths to be machined in one operation without time consuming setting up
- Spindle lock mechanism for quick and easy cutter changes with a single spanner
- Dust extraction through the base mounted spout for virtually dust free routing
- Compact low profile design that provides easy handling and increases stability



Standard Equipment: Parallel fence with fine adjustment, Dust extraction adapter, 30 mm guide bush, 22 mm spanner, 12 mm collet (1/2" GB)

DW624

Power Input	1600 Watts
Power Output	960 Watts
No Load Speed	20000 rpm
Plunge Stroke/Movement	62 mm
Collet Size	6-12.7 mm
Max. Cutter Diameter	40 mm
Weight	5.1 kg
Length x Height	290 x 295 mm

DW625E/ DW625EK*

2000 W - 1/2" (12 mm) Variable Speed Plunge Router



- Electronic speed control ensures that the same fine finish is achieved in all grades of timber, aluminium and plastics since the full wave electronic control ensures the selected speed is maintained under any load
- Soft start to eliminate any small initial movement that might misalign the cutter, especially important with such a powerful router
- Routing depth setting with fine adjustment and magnified scale for simple setting
- Two column precision guide with large phosphor bronze bushes for plunging accuracy in a high quality die cast aluminium housing so that carefully controlled plunge cuts can be made
- Large comfortable handles with the on/off switch and plunge lock at your finger tips for excellent control
- 3 stage depth stop adjustment enables recesses of various depths to be machined in one operation without time consuming setting up
- Spindle lock mechanism for quick and easy cutter changes with a single spanner
- Dust extraction through the base mounted spout for virtually dust free routing
- Compact low profile design that provides easy handling and increases stability



Standard Equipment: Parallel fence with fine adjustment, Dust extraction adapter, 30 mm guide bush, 22 mm spanner, 12 mm collet (1/2" GB)

*Available with heavy duty carrying case as K-Version

DW625E/ DW625EK*

Power Input	2000 Watts
Power Output	1400 Watts
No Load Speed	8000-20000 rpm
Plunge Stroke/Movement	80 mm
Collet Size	6-12.7 mm
Max. Cutter Diameter	50 mm
Weight	5.1 kg
Length x Height	290 x 295 mm

DW626

2300 W - 1/2" (12 mm) Variable Speed Plunge Router



- Powerful 2300 Watt motor with massive overload reserves to deal with the most demanding of applications in freehand, template or inverted table operations
- Electronic speed control ensures that the same fine finish is achieved in all grades of timber, aluminium and plastics since the full wave electronic control ensures the selected speed is maintained under any load
- Seven stage variable speed selector allows a clean finish to be made across a wide range of materials and cutter sizes
- Soft start to eliminate any small initial movement that might misalign the cutter, especially important with such a powerful router
- Long life sealed bearings prevents dust ingress prolonging the routers productive life
- Routing depth setting with built-in fine adjuster for simple setting
- Two column precision guide with large phosphor bronze bushes for plunging accuracy in a high quality die cast aluminium housing so that carefully controlled plunge cuts can be made
- Adjustable large and comfortable handles with the on/off switch and plunge lock at your finger tips for excellent control
- 5 stage depth stop adjustment enables recesses of various depths to be machined in one operation without time consuming setting up
- Spindle lock mechanism for quick and easy cutter changes with a single spanner
- Dust extraction through the extraction shroud for virtually dust free routing



Standard Equipment: Parallel fence with fine adjustment, Dust extraction adapter (factory fitted), 30 mm guide bush, 8 mm & 12 mm collet (1/2" GB), 22 mm spanner, Heavy duty carrying case

DW626

Power Input	2300 Watts
Power Output	1560 Watts
No Load Speed	8000-21000 rpm
Plunge Stroke/Movement	70 mm
Collet Size	8-12 mm
Max. Cutter Diameter	50 mm
Weight	7 kg
Length x Height	290 x 320 mm

DW627*

2000 W - Router Motor



- Heavy duty 2000 Watt induction motor designed for continuous heavy duty use
- Ideal motor pack for specialised routing machines with corresponding torque for heavy cutting work
- Robust metal housing with 65 mm mounting flange
- Designed for mounting in a custom jig or in a table

Standard Equipment: 14 mm & 13/10 mm spanners, Locking pin

*DW627 not available in the UK

DW627*

Power Input	2000 Watts
Power Output	1200 Watts
No Load Speed	18000 rpm
Collet Size	M12 x 1 mm
Max. Cutter Diameter	40 mm
Weight	7.3 kg
Length x Height	140 x 270 mm



DE6215 AND DE6212 DOVETAIL JIGS



1 Half blind and sliding dovetail template




2 Second template supplied for through dovetails and box joints



3 Large tabs for mounting




4 Chamfered front panel eliminates jig damage in use



5 Laser cut line up lines minimise set up time



6 Quick set-up: Twin heavy duty cam-locks



7 Abrasive grips pre-mounted on clamps



8 Fully adjustable comb positioning



9 Joint instructions and tips mounted on jig



10 Fully adjustable cutter depth pre-sets mounted on jig



11 CNC Machined aluminium templates



Dovetail Jigs



- Cuts through, half-blind, rebated half-blind and sliding dovetail joints as well as finger joints
- Fully adjustable combs and offset stops ensure perfect joints
- Patented adjustable cutter depth stops give extremely accurate, repeatable joint size and tightness
- Patented alignment lines for quick, accurate jig set-up
- Twin dual-cam clamps with pre-mounted abrasive pads firmly grip the whole width of the wood
- Heavy-duty steel base with chamfered front panel for maximum rigidity and durability
- Setup instructions mounted on jig for ease of use
- Detachable combs give infinite joint lengths
- DE6215 miniature dovetail template available separately for miniature half-blind, through and finger joints

DE6212 Multi-Functional Dovetail Jig

Standard Equipment	Capacity	Pitch
8mm shank dovetail & straight cutters (1/4" GB); Guide bushes; 3 base adaptors; 2 templates; Offset guides	305 x 30 mm	25.4 mm

DE6215 Miniature Dovetail Comb for DE6212

Standard Equipment	Capacity	Pitch
8mm dovetail & straight cutters (1/4" GB); Guide bushes; Offset guides	305 x 35 mm	12.7 mm



Through



Half Blind



Rebated Half Blind



Sliding Dovetails



Box Joints



Skipped-Pin

Large Router Table



Cat. No.	Description	DW609	DW614	DW615	DW620	DW621/K	DW624	DW625E/EK	DW626	DW629	DW670
DE2000	Large Router Table. Table size 600 × 750 mm	•	•	•	•	•	•	•	•	•	•
DE2005	Dust extraction system with 40 mm connector including 2 hoses and adapter		•	•	•	•	•	•	•	•	
DE2007	Horizontal workpiece holder for DE2000		•	•	•	•	•	•	•	•	
DE2008	Vertical workpiece holder for DE2000		•	•	•	•	•	•	•	•	
DE2009	Copy follower allows precise project work		•	•	•	•	•	•	•	•	
DE2010	Adapter-set for mounting DEWALT & other routers		•	•	•	•	•	•	•	•	

Small Router Table



Cat. No.	Description	DW609	DW614	DW615	DW620	DW621/K	DW624	DW625E/EK	DW626	DW629	DW670
DE6900	Small Router Table. Includes spindle moulder table with fence, 4 legs with mounting plates, hold-down guard assembly, 2 clamps, vertical fine height adjuster, fine horizontal adjustment for table, trammel bar, copy follower, handle and wood stop		•	•	•	•					
DE6901	Dust extraction adapter		•	•	•	•					
DE6902	Extra workpiece holder		•	•	•	•					

Collets



Cat. No.	Description	DW609	DW614	DW615	DW620	DW621/K	DW624	DW625E/EK	DW626	DW629	DW670
DE6257	12.7 mm Collet								•		
DE6258	12 mm Collet								•		
DE6259	10 mm Collet								•		
DE6260	8 mm Collet								•		
DE6261	6.35 mm (1/4") Collet								•		
DE6262	6 mm Collet								•		
DE6272	6 mm Collet						•	•		•	
DE6273	6.35 mm (1/4") Collet						•	•		•	
DE6274	8 mm Collet						•	•		•	
DE6275	9.52 mm (3/8") Collet						•	•		•	
DE6276	10 mm Collet						•	•		•	
DE6277	12 mm Collet						•	•		•	
DE6278	12.7 mm (1/2") Collet						•	•		•	
DE6950	6 mm Collet	•	•	•	•	•					
DE6951	6.35 mm (1/4") Collet	•	•	•	•	•					
DE6952	8 mm Collet	•	•	•	•	•					

Dust Extraction



Cat. No.	Description	DW609	DW614	DW615	DW620	DW621/K	DW624	DW625E/EK	DW626	DW629	DW670
DE6211	Fits post-1999 models of DW624/5/6/9						•	•	•	•	
DE6269	Fits pre-1999 models of DW624/5/6/9						•	•		•	

Thread Adapters



Cat. No.	Description	DW609	DW614	DW615	DW620	DW621/K	DW624	DW625E/EK	DW626	DW629	DW670
DE6281	M12 thread collet conversion / spindle extension kit. For use with DE6282 or DE6283						•	•	•	•	
DE6282	12.7 mm (1/2") shank - M12 adapter						•	•	•	•	
DE6283	12 mm shank - M12 adapter						•	•	•	•	

Fine Height Adjusters



Cat. No.	Description	DW609	DW614	DW615	DW620	DW621/K	DW624	DW625E/EK	DW626	DW629	DW670
DE6956	Fits DW621/20/15/14/13		•	•	•	•					
DE6966	Fits DW624/5/6/9						•	•	•	•	

Guide Rails



Cat. No.	Description
DWS5021	1 m guide rail
DWS5022	1.5 m guide rail
DWS5023	2.6 m guide rail
DWS5025	Bag - for use with 1 m and 1.5 m DeWALT guide rails
DWS5026	Clamps for use with DeWALT guide rails
DWS5027	'T' square attachment for guide rails
DWS5028	Angle attachment for guide rails
DWS5029	Replacement edge strip
DWS5030	Replacement low friction strip
DWS5031	Router attachment for guide rail
DE6292	Joining Bar for use with all DeWALT guide rails

Fences



DE6913

Cat. No.	Description	DW609	DW614	DW615	DW620	DW621/K	DW624	DW625E/EK	DW626	DW629	DW670
DE6263	Fence holder with fine adjustment. Compatible with DE6265 copy follower	•	•	•	•	•	•	•	•	•	
DE6913	Universal micro adjustable fence with dust extraction port	•	•	•	•	•	•	•	•	•	

Copy Follower



DE6265

Cat. No.	Description	DW609	DW614	DW615	DW620	DW621/K	DW624	DW625E/EK	DW626	DW629	DW670
DE6265	Micro adjustment roller follower. Compatible with DE6263	•	•	•	•	•	•	•	•	•	

Guide Bushes



DE6301



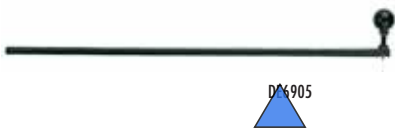
DE6960



DE6991

Cat. No.	Description	DW609	DW614	DW615	DW620	DW621/K	DW624	DW625E/EK	DW626	DW629	DW670
DE6301	Guide bush system						•	•		•	
DE6310	10 mm guide bush - use with DE6301						•	•		•	
DE6324	24 mm guide bush - use with DE6301						•	•		•	
DE6327	27 mm guide bush - use with DE6301						•	•		•	
DE6330	30 mm guide bush - use with DE6301						•	•		•	
DE6340	40 mm guide bush - use with DE6301						•	•		•	
DE6427	27 mm guide bush - fixes to base						•	•		•	
DE6430	30 mm guide bush - fixes to base						•	•		•	
DE6440	40 mm guide bush - fixes to base						•	•		•	
DE6910	10.8 mm guide bush - fixes to base				•	•			•		
DE6914	14 mm guide bush - fixes to base				•	•			•		
DE6916	16 mm guide bush - fixes to base				•	•			•		
DE6917	17 mm guide bush - fixes to base				•	•			•		
DE6918	18 mm guide bush - fixes to base				•	•			•		
DE6920	20 mm guide bush - fixes to base				•	•			•		
DE6924	24 mm guide bush - fixes to base				•	•			•		
DE6926	26 mm guide bush - fixes to base				•	•			•		
DE6927	27 mm guide bush - fixes to base				•	•			•		
DE6928	28 mm guide bush - fixes to base				•	•			•		
DE6930	30 mm guide bush - fixes to base				•	•			•		
DE6932	32 mm guide bush - fixes to base				•	•			•		
DE6940	40 mm guide bush - fixes to base				•	•			•		
DE6960	Complete set of 12 base-fixing guide bushes (10-40 mm)				•	•			•		
DE6961	10 mm guide bush - fixes to base				•	•			•		
DE6989	17 mm guide bush - fixes to base		•	•							
DE6990	24 mm guide bush - fixes to base		•	•							
DE6991	27 mm guide bush - fixes to base		•	•							
DE6992	30 mm guide bush - fixes to base		•	•							

DEWALT now offers a full range of quality router cutters to complement its extensive router range. All DEWALT router cutters adhere to EN847-1 standards of safety, quality and reliability. With a premium steel body and premium grade tungsten carbide blades, these cutters offer not just strength and durability – but also excellent finish quality and long life in abrasive materials. This represents only a small selection of the full range.

Trammel Devices & Base Extensions


Cat. No.	Description	DW609	DW614	DW615	DW620	DW621/K	DW624	DW625E/EK	DW626	DW629	DW670
DE6905	Trammel bar for cutting circles	•	•	•	•	•			•		

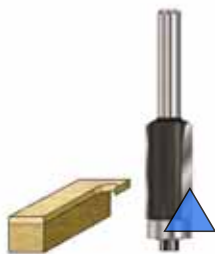
Straight Cutters


Cat. No.	Shank Diameter	Cutter Diameter	Working Length	Length
DR1001	8 mm	3 mm	8 mm	46 mm
DR1002	8 mm	4 mm	10 mm	48 mm
DR1003	8 mm	5 mm	12 mm	50 mm
DR1004	8 mm	6 mm	19 mm	55 mm
DR1005	8 mm	8 mm	20 mm	55 mm
DR1006	8 mm	10 mm	20 mm	52 mm
DR1007	8 mm	12 mm	20 mm	52 mm
DR1008	8 mm	14 mm	20 mm	52 mm
DR1009	8 mm	15 mm	20 mm	52 mm
DR1010	8 mm	16 mm	20 mm	52 mm
DR1011	8 mm	18 mm	20 mm	52 mm
DR1012	8 mm	20 mm	20 mm	52 mm
DR1013	8 mm	22 mm	20 mm	52 mm
DR1014	8 mm	24 mm	20 mm	52 mm
DR1015	8 mm	25 mm	20 mm	52 mm
DR1101	8 mm	12 mm	25 mm	61 mm

Profiles For Grooving / Moulding


Cat. No.	Shank Diameter	Cutter Diameter	Working Length	Radius
DR1402	8 mm	8 mm	8 mm	4 mm
DR1403	8 mm	12 mm	9.5 mm	6 mm
DR1404	8 mm	16 mm	12 mm	8 mm

Edge Trimmers / Cutters



Cat. No.	Shank Diameter	Cutter Diameter	Working Length
DR2201	8 mm	12.7 mm	25.4 mm
DR2501	8 mm	47.6 mm	2 mm
DR2502	8 mm	47.6 mm	3 mm
DR2503	8 mm	47.6 mm	4 mm
DR2504	8 mm	47.6 mm	5 mm
DR2505	8 mm	47.6 mm	6 mm
DR2601	8 mm	40 mm	2 mm
DR2602	8 mm	40 mm	3 mm
DR2603	8 mm	40 mm	4 mm
DR2604	8 mm	40 mm	5 mm
DR4401	8 mm	31.8 mm	12.7 mm

Edge Profiling and Moulding



Cat. No.	Shank Diameter	Cutter Diameter	Working Length
DR2401	8 mm	23 mm	9.5 mm
DR2402	8 mm	28 mm	11.2 mm
DR2802	8 mm	18.7 mm	9.5 mm
DR2803	8 mm	22.7 mm	9.5 mm
DR2804	8 mm	25.4 mm	12.7 mm
DR2805	8 mm	28.6 mm	12.7 mm
DR2806	8 mm	31.8 mm	15.9 mm
DR2807	8 mm	38.1 mm	19 mm
DR3101	8 mm	15.5 mm	9.5 mm
DR3102	8 mm	19.5 mm	9.5 mm
DR3103	8 mm	22.2 mm	12.7 mm
DR3104	8 mm	28.6 mm	12.7 mm
DR3105	8 mm	34.9 mm	15.9 mm
DR3301	8 mm	31.8 mm	12.7 mm
DR3302	8 mm	38.1 mm	17.5 mm
DR3401	8 mm	27 mm	11.9 mm
DR3402	8 mm	34.9 mm	16.6 mm
DR3501	8 mm	34.9 mm	14.3 mm
DR3602	8 mm	31.8 mm	14.3 mm
DR3702	8 mm	31.8 mm	15.9 mm

Dovetail & Glue Jointing



Cat. No.	Shank Diameter	Working Length	Cutter Diameter	Angle
DR4201	8 mm	13.5 mm	14.3 mm	14 degrees

DW670

600 W - (6-8 mm) Laminate Trimmer



- Especially for small radius, chamfers and shaping edges
- Light weight makes it ideal for one hand use and accurate work
- Copy follower system with 19 mm ball bearing for long life, comfort and precision
- Spindle lock mechanism for quick and easy cutter changes with a single spanner

DW609*

600 W - Laminate Trimmer



- Ideal for laminate trimming and general edge work, especially intensive production work
- Large base plate for good balance and control on the edge of the work piece
- Pistol grip design with built in on/off switch for greater control and safety
- Accurate edge trimming through the copy follower and built in fine height and edge adjusters
- Can be used as a fixed base router with the addition of an optional parallel fence

DW682K

600 W - Biscuit Joiner



- Rack and pinion control provides precise vertical adjustment and fence alignment
- Pre-set cutting depths for 0, 10 and 20 biscuit sizes with additional fine adjustment for ultimate accuracy
- Grooving setting with up to 20 mm depth of cut gives increased versatility
- Mitre fence that remains attached in all applications for simple use
- Anti slide grippers, eight guiding notches and fence window to aid accurate cuts
- Spindle lock mechanism for quick and easy blade changes with a single spanner



Standard Equipment: Square base, 8 mm, 6 mm and 1/4" collets, Copy follower and fence, 17/19 mm spanner, Dust extraction adapter

DW670

Power Input	600 Watts
Power Output	340 Watts
No Load Speed	30000 rpm
Plunge Stroke/Movement	22 mm
Collet Size	6 - 8 mm
Max. Cutter Diameter	28 mm
Weight	1.9 kg
Length x Height	90 x 230 mm



Standard Equipment: Tungsten carbide tipped grooving cutter, Shavings bag, Spanner, 35 mm Dust extraction spout, Heavy duty carrying case

DW682K

Power Input	600 Watts
Power Output	335 Watts
No Load Speed	10000 rpm
Max. Cutter Diameter	100 mm
Max. Cutting Depth	20 mm
Fence adjustment	0-90°
Joint Groover Setting	4 mm
Weight	3.0 kg
Length x Height	320 x 150 mm

Standard Equipment: 8 mm collet (1/4" GB), Self aligning guide with slider, Following roller, 13/17 mm & 11/13 mm spanners

* 240 V only

DW609*

Power Input	600 Watts
Power Output	400 Watts
No Load Speed	24000 rpm
Collet Size	8 mm
Max. Cutter Diameter	32 mm
Weight	3.3 kg
Length x Height	230 x 240 mm


DW685K*

600 W - Flat Dowel Jointer and Groover



- This tool combines a flat dowel jointer with a groover making this one of our most versatile tools
- Guiding notches on base and fine adjustment screws for extremely accurate operation
- 45° corner joints are extremely easy to make with the special bevel fence
- Smooth pivot action for precise control, especially important for the start and end of a groove

Biscuits



- Biscuits for use with DeWALT biscuit jointers

Cat. No.	Size	Description	Pack Quantity
DT3930	0	6 - 12 mm board	1000
DT3931	10	13-18 mm board	1000
DT3932	20	>19 mm board	1000

Replacement Insert



Cat. No.	Fits
DE6853	DW685K

Dust Extraction Adapter for Jointer



Cat. No.	Fits
DE6852	DW685K



Standard Equipment: Tungsten carbide tipped grooving cutter (105 mm), Parallel fence, Single-position side handle, Heavy duty carrying case

* 240 V only

DW685K*

Power Input	600 Watts
Power Output	360 Watts
No Load Speed	7500 rpm
Max. Cutter Diameter	100/105 mm
Max. Cutting Depth	24 mm
Fence adjustment	45°
Joint Groover Setting	9.5-18 mm
Weight	2.8 kg
Length x Height	360 x 145 mm



Controlled power

All DEWALT planers feature large aluminium drums for high speed cutting, precision milled aluminium shoes, an easy to read height adjuster and a park shoe to prevent damage to the work piece and blades. These offer the professional user all the power, depth of cut and safety features needed for all applications.



DW677

1.5 mm Planer



- Low weight and perfect balance make this planer ideal for single handed use in awkward applications
- Front handle depth control in clearly marked 0.1 mm steps for accurate setting with a positive stop position.
- A large planer blade drum rotating at high speed provides an excellent finish
- High power motor for smooth results, even in hard woods
- Rubber coated front handle eliminates slipping for greater comfort and control
- 3 different size chamfering grooves in the front shoe simplify precision fitting jobs



Standard Equipment: Tungsten carbide tipped reversible blades, Parallel fence, Dust extraction spout

DW677

Power Input	600 Watts
Power Output	350 Watts
No Load Speed	15000 rpm
Maximum Depth of Cut	1.5 mm
Rebating Depth	12 mm
Planer Width	82 mm
Shoe Length	290 mm
Drum Diameter	54 mm
Weight	2.8 kg
Length x Height	290 x 170 mm

DW680/ DW680K*

2.5 mm Planer



- Low weight and perfect balance make this planer ideal for single handed use in awkward applications
- Front handle depth control in clearly marked 0.1 mm steps for accurate setting with a positive stop position
- A large planer blade drum rotating at high speed provides an excellent finish
- High power motor for smooth results, even in hard woods
- Rubber coated front handle eliminates slipping for greater comfort and control
- 3 different size chamfering grooves in the front shoe simplify precision fitting jobs



Standard Equipment: Tungsten carbide tipped reversible blades, Parallel fence, Dust extraction adapter

*Available with heavy duty carrying case as K-Version

DW680/ DW680K*

Power Input	600 Watts
Power Output	350 Watts
No Load Speed	15000 rpm
Maximum Depth of Cut	2.5 mm
Rebating Depth	12 mm
Planer Width	82 mm
Shoe Length	290 mm
Drum Diameter	54 mm
Weight	3.2 kg
Length x Height	290 x 170 mm

D26500/ D26500K*

4 mm Planer



- High power motor for effortless cutting, even in hard woods
- Left and right chip ejection for convenience
- Front handle depth control in clearly marked 0.1 mm steps for accurate setting with positive indexing
- Rubber coated front and main handles eliminates slipping for greater comfort and control
- A large planer blade drum rotating at high speed provides an excellent finish
- 3 chamfering grooves in the front shoe simplify precision fitting jobs



Standard Equipment: Tungsten carbide tipped reversible blades, Parallel fence, Rebate depth guide, Dust extraction spout, Chip ejector

*Available with heavy duty carrying case, deflector and chip collection container as K-Version, D26500 not available in the UK

D26500/ D26500K*

Power Input	1050 Watts
Power Output	620 Watts
No Load Speed	13500 rpm
Maximum Depth of Cut	4 mm
Rebating Depth	25 mm
Planer Width	82 mm
Shoe Length	320 mm
Drum Diameter	64 mm
Weight	4.0 kg
Length x Height	320 x 180 mm

D26501K

4 mm Electronic Planer



- A powerful planer that copes effortlessly with hard woods, even at maximum depth of cut, giving a smooth, consistent finish
- Electronic brake stops the blades in 2 seconds for safety
- Rubber coated front handle eliminates slipping for greater comfort and control
- Left and right chip ejection for convenience
- Front handle depth control in clearly marked 0.1 mm steps for accurate setting with positive indexing
- A large planer blade drum rotating at high speed provides an excellent finish
- 3 chamfering grooves in the front shoe simplify precision fitting jobs



Standard Equipment: Tungsten carbide tipped reversible blades, Parallel fence, Rebate depth guide, Dust extraction spout, Chip ejector, Chip deflector and high capacity collapsible collection container, Heavy duty carrying case

D26501K

Power Input	1150 Watts
Power Output	680 Watts
No Load Speed	11500 rpm
Maximum Depth of Cut	4 mm
Rebating Depth	25 mm
Planer Width	82 mm
Shoe Length	320 mm
Drum Diameter	64 mm
Weight	4.0 kg
Length x Height	320 x 180 mm

Dust Extraction Adapter



Cat. No.	Fits
DE2651	D26500, D26501
DE6775	DW677, DW680

Chip Containers



Cat. No.	Fits
DE2650	D26500(K) D26501K
DE6784	DW677 DW680 DW678K DW678EK

Planer Blades 80 mm

Cat. No.	Description	Pack Quantity
DT3901	80 mm TCT reversible planer blades	1 pair

Planer Blades 82 mm



Cat. No.	Comments	Pack Quantity
DT3905	82 mm HSS reversible planer blades	1 pair
DT3906	82 mm TCT reversible planer blades	1 pair

D26441

1/4 Sheet Orbital Palm Grip Sander



- 230 Watt motor sands at 14,000 orbits per minute, providing a superior finish
- Hook & loop platen allows faster paper change, better dust extraction and increase sanding efficiency
- Paper clamps provided for conventional abrasives
- Textured anti-slip top and body grip provides ultimate comfort and control during prolonged use
- Dust sealed switch for increased durability
- Sealed 100% ball-bearing construction provides longer life
- High capacity dust bag with built in vacuum adaptor provides maximum dust collection with or without vacuum
- Dual plane counter-balance low-vibration design reduces user fatigue



Standard Equipment: Sanding sheets, Paper punch, Dust bag with built-in extractor connection

D26441

Power Input	230 Watts
Power Output	120 Watts
Rotation speed	14000 rpm
Orbits Per Minute	28000 opm
Orbit Size	1.4 mm
Paper Size	140x115 mm
Pad Size	108x115 mm
Weight	1.4 kg
Length x Height	130 x 160 mm

D26420 / D26421 *

1/2 Sheet Electronic Orbital Sander



- Variable speed control 12,000-22,000 orbits per minute
- High performance motor with aluminium bearing seats for continuous use and a long life
- Small orbit size for a smooth finish
- Efficient dust collection using integrated dustbag or external dust extractor for a better sanding performance and sheet life
- Sturdy, easy action abrasive sheet clips that securely hold the sheet and are also inset to avoid contact with adjacent surfaces
- Optional hook and loop base pad included to enable fast sanding sheet changes



Standard Equipment: Fabric and paper dust bags with built-in extractor connection and support tray, Nylon hook & loop sanding pad, Hook & loop sanding sheet

*D26421 - non electronic version (22.000 opm)

D26420 / D26421 *

Power Input	350 Watts
Power Output	190 Watts
Rotation speed	12000-22000 rpm
Orbits Per Minute	24000-44000 opm
Orbit Size	2.5 mm
Paper Size	113 x 280 mm
Pad Size	112 x 236 mm
Weight	2.8 kg
Length x Height	270 x 190 mm

D26422 / D26423

1/3 Sheet Electronic Orbital Sander



- Variable speed control 12,000-22,000 orbits per minute
- High performance motor with aluminium bearing seats for continuous use and a long life
- Small orbit size for a smooth finish
- Efficient dust collection using integrated dustbag or external dust extractor for a better sanding performance and sheet life
- Sturdy, easy action abrasive sheet clips that securely hold the sheet and are also inset to avoid contact with adjacent surfaces
- Optional hook and loop base pad included to enable fast sanding sheet changes



Standard Equipment: Fabric and paper dust bags with built-in extractor connection and support tray, Nylon hook & loop sanding pad, Hook & loop sanding sheet

D26422 / D26423

Power Input	350 Watts
Power Output	190 Watts
Rotation speed	12000-22000 rpm
Orbits Per Minute	24000-44000 opm
Orbit Size	2.5 mm
Paper Size	93 x 230 mm
Pad Size	92 x 190 mm
Weight	2.6 kg
Length x Height	270 x 190 mm

D26453*

125 mm Random Orbit Palm Grip Sander



- 280 Watt variable speed motor adjusts from 7,000-12,000 orbits per minute, providing ideal sanding speed for all materials
- Textured anti-slip top and body grip provides ultimate comfort and control during use
- Dual-plane counter-balance fan reduces vibration and user fatigue
- Dust-sealed switch prevents contamination
- Controlled finishing system controls pad speed and minimises gouging during start up
- Sealed 100% ball-bearing construction provides longer life
- Compact palm grip design
- Uses hook and loop paper for consistent adhesion and fast changing



Standard Equipment: Sanding sheet, Fabric dust bag with built-in extractor ports

* 240 V only

D26453*

Power Input	280 Watts
Power Output	120 Watts
Rotation speed	7000-12000 rpm
Orbits Per Minute	14000-24000 opm
Orbit Size	2.4 mm
Paper Size	125 mm
Weight	1.6 kg
Length x Height	130 x 160 mm

D26410

150 mm Pistol Grip Dual-Orbit Random Orbit Sander



- Two orbit size settings: a 3 mm orbit for fine finishing and a 6 mm orbit for fast material removal
- Controlled finishing system eliminates start-up scratching by keeping the sanding pad at a controlled speed
- Variable speed for heat sensitive sanding, polishing and superior finishing
- Uses hook and loop paper for fast changes
- Dust sealed switch and bearings for a long life
- Integral dust collection assists in producing a safe working environment and helps to extend sand paper life



Standard Equipment: Sanding sheet, Fabric and paper dust bags with built-in extractor connection and support tray

D26410

Power Input	400 Watts
Power Output	250 Watts
Rotation speed	4000 - 10000 rpm
Orbits Per Minute	8000-20000 opm
Orbit Size	3.0 & 6.0 mm
Paper Size	150 mm
Weight	2.7 kg
Length x Height	129 x 200 mm

DW443*

150 mm Body Grip Random Orbit Sander



- Right angle design and side handle make this sander ideal for extended use especially when sanding large surfaces, such as boat hulls, walls, doors and tables
- Controlled finishing system eliminates start-up scratching by keeping the sanding pad at a controlled speed
- Variable speed for heat sensitive sanding, polishing and superior finishing
- Uses hook and loop for fast paper changes
- Dust sealed switch and bearings for a long life
- Large orbit size for fast stock removal



Standard Equipment: Sanding sheets, Multi-position side handle, Dust bag

* 240 V only

DW443*

Power Input	530 Watts
Power Output	295 Watts
Rotation speed	8400-15200 rpm
Orbits Per Minute	16800-30400 opm
Orbit Size	5.0 mm
Paper Size	150 mm
Weight	2.7 kg
Length x Height	320 x 125 mm

D26480

500 W - Compact Belt Sander



- Ergonomic palm grip design with soft grip maximises user comfort and control in all applications
- Lightweight configuration increases ease of use
- Powerful 500 Watt motor for rapid, progressive material removal
- Flush sided design allows sanding right up to an edge or vertical surface
- Detachable dust port with nozzles suitable for 22-35 mm extractors allows dust removal with a range of extraction units
- Detachable secondary handle for control in extended applications
- Dust sealed construction maximises unit life



Standard Equipment: Belt Pack, Dust Extraction Port, Secondary Handle

D26480

Power Input	500 Watts
Power Output	350 Watts
Belt Speed	365 m/min
Belt Size	64 x 356 mm
Sanding Size	64 x 80 mm
Weight	2.4 kg
Length x Height	200 x 120 mm

DW432

800 W - 75 mm Belt Sander



- Three wheel design increases contact area of sanding belt giving improved sanding performance
- Automatic tracking, with manual override provides precise belt running to the users requirements
- Powerful 800 Watt motor gives fast, efficient removal of material in a variety of applications
- Efficient dust collection using integrated dust container or external dust extractor for a better sanding performance and belt life
- Two handle arrangement for good balance and control, can be used single handed.
- Top exit cordset keeps cable away from belt area preventing interference with sanding operations
- DE4055 dual purpose sanding frame and two-position inversion stand (available separately) maximises versatility in a single attachment



Standard Equipment: Sanding belt, Dust container

DW432


Power Input	800 Watts
Power Output	360 Watts
Belt Speed	427 m/min
Belt Size	75 x 533 mm
Sanding Size	75 x 140 mm
Weight	5.6 kg
Length x Height	280 x 150 mm

DW433

800 W - 75 mm Electronic Belt Sander



- Variable speed for heat sensitive sanding and superior finishing
- Three wheel design increases contact area of sanding belt giving improved sanding performance
- Automatic tracking, with manual override provides precise belt running to suit the users requirements
- Powerful 800 Watt motor gives fast, efficient removal of material in a variety of applications
- Efficient dust collection using integrated dust container or external dust extractor for a better sanding performance and belt life
- Two handle arrangement for good balance and control, can be used single handed
- Top exit cordset keeps cable away from belt area preventing interference with sanding operations
- DE4055 dual purpose sanding frame and two-position inversion stand (available separately) maximises versatility in a single attachment



Standard Equipment: Sanding belt, Dust container

DW433

Power Input	800 Watts
Power Output	360 Watts
Belt Speed	259-427 m/min
Belt Size	75x533 mm
Sanding Size	75x140 mm
Weight	5.6 kg
Length x Height	280 x 150 mm

DW650

1010 W - Heavy Duty Belt Sander



- Robust construction using aluminium and dust sealed bearings for extended life
- 2 central handles arranged for good balance and control, especially when flush sanding
- Low centre of gravity to aid stability in use, reduces gouging
- High performance motor to minimise slow down in use
- Steel sanding sheet with cork backing to ensure the sanding area remains flat
- Efficient dust collection using integrated dustbag or external dust extractor for a better sanding performance and sheet life
- The optional sanding frame and inversion stand turn this belt sander into a versatile sanding tool



Standard Equipment: Sanding belt, Dust bag

DW650

Power Input	1010 Watts
Power Output	560 Watts
Belt Speed	350 m/min
Belt Size	100 x 560 mm
Sanding Size	100 x 110 mm
Weight	6.3 kg
Length x Height	340 x 210 mm

DW650E*

1100 W - Heavy Duty Electronic Belt Sander



- Variable speed for heat sensitive sanding and superior finishing
- Robust construction using aluminium and dust sealed bearings for extended life
- 2 central handles arranged for good balance and control, especially when flush sanding
- Low centre of gravity to aid stability in use, reduces gouging
- High performance motor to minimise slow down in use
- Steel sanding sheet with cork backing to ensure the sanding area remains flat
- Efficient dust collection using integrated dustbag or external dust extractor for a better sanding performance and sheet life
- The optional sanding frame and inversion stand turn this belt sander into a versatile sanding tool



Standard Equipment: Sanding belt, Dust bag

* 240 V only

DW650E*

Power Input	1100 Watts
Power Output	630 Watts
Belt Speed	250-380 m/min
Belt Size	100 x 560 mm
Sanding Size	100 x 110 mm
Weight	6.4 kg
Length x Height	340 x 210 mm

D26430*

300 W - Detail Sander



- Variable speed control 14,000-22,000 orbits per minute
- High performance motor for extended life
- Large orbit size for high stock removal
- Dust collection using integrated extraction or external dust extractor for a better sanding performance and sheet life
- 360 degree rotating base plate for improved access and uniform sanding sheet wear
- Interchangeable quick fit sanding pad, with optional scraper blade or louvre attachments



Standard Equipment: Dust Cartridge, Hook & Loop sanding sheet

* 240 V only

D26430*

Power Input	300 Watts
Power Output	130 Watts
Rotation speed	14000-22000 rpm
Orbits Per Minute	28000-44000 opm
Orbit Size	1.8 mm
Paper Size	93 x 93 x 93 mm
Pad Size	93 x 93 x 93 mm
Weight	1.3 kg
Length x Height	305 x 100 mm


DW340K*

2000 W - Heavy Duty Hot-Air Gun



- Durable hot air gun for professional continuous operation
- 2000 Watt power with optimised cooling
- Compact and lightweight for easy handling in use
- Safe, stand-free, use for numerous tasks thanks to stable stationary positions and rubber insert
- Variable temperature control and regulation, for versatile use even in continuous operation, always suited to the material being worked on

Specialist Platens and Backing Pads (Hook & Loop)



- Nylon web disc for use with random orbit sander to enable rust removal, coarse polishing

Cat. No.	Description	Fits
D264301	Louvre attachment	D26430
D264302	Replacement hook & loop pad liner	D26430
D264303	Replacement foam sanding pad	D26430
D264306	50 mm Scraper Blade	D26430
D264411	¼ Sheet Hook & Loop Platen	D26441, DW411
D264412	¼ Sheet Foam Backed Platen	D26441, DW411
DE2639	150 mm 6 & 8-hole pattern	D26410, DW443
DE2643	150 mm medium-hard hook and loop platen	D26410
DE2644	150 mm soft hook and loop platen	D26410
DE2645	160 mm sponge backed disc for sanding curved surfaces	D26410, DW443
DE2646	160 mm Polishing Sponge	D26410, DW433
DE2647	160 mm Lambswool Buffing Disc	D26410, DW443
DE2648	160 mm felt disc for fine finishing	D26410, DW443
DE2649	150 mm nylon coarse polishing / oxide removal disc	D26410, DW443

Sanding Frames



Cat. No.	Fits
DE4055	DW432, DW433
DE6500	DW650, DW650E

Inversion Stands



Cat. No.	Fits
DE4051	DW430, DW431
DE4055	DW432, DW433
DE6501	DW650, DW650E

Dust Filters & Disposable Paper Dust Bags



Cat. No.	Fits	Description	Pack Qty
D26430		Dust filters	10

Dust Extraction Adapters



Cat. No.	Fits
D264304	D26430
D264800	D26480
DE4050	DW432, DW433
DE4111	DW411
DE4390	DW443
DE6502	DW650, DW650E

Perforator



- To perforate unpunched 1/3 sheet paper

Cat. No.	Fits	Paper Size
D264410	D26441, DW411	115 × 108 mm
DE2640	D26420, D26421	113 × 280 mm
DE2641	D26422, D26423	93 × 190 mm


Standard Equipment: Glass protection nozzle, Spoon reflector nozzle, Cone nozzle, Fish tail surface nozzle, Steel paint scraper for all applications

* 240 V only

DW340K*


Power Input	2000 Watts
Operating Temperature	50-600°C
Air Flow	650 l/min
Weight	0.85 kg
Length x Height	265 x 210 mm

Discs 125 mm




Cat. No.	Grit Size	Pack Quantity
DT3101	40	10
DT3102	60	10
DT3103	80	10
DT3105	120	10
DT3106	180	10
DT3107	240	10
DT3108	320	10
DT3111	40	25
DT3112	60	25
DT3113	80	25
DT3115	120	25
DT3116	180	25
DT3117	240	25
DT3118	320	25

Discs 150 mm



Cat. No.	Grit Size	Pack Quantity
DT3121	40	10
DT3122	60	10
DT3123	80	10
DT3125	120	10
DT3126	180	10
DT3127	240	10
DT3128	320	10
DT3131	40	25
DT3132	60	25
DT3133	80	25
DT3135	120	25
DT3136	180	25
DT3137	240	25
DT3138	320	25

1/3 Sheet Velcro



Cat. No.	Grit Size	Pack Qty
DT8620	60	10
DT8621	80	10
DT8622	120	10
DT8623	180	10
DT8624	240	10
DT8625	60	25
DT8626	80	25
DT8627	120	25
DT8628	180	25
DT8629	240	25

Detail Sanding Sheets - Velcro



Cat. No.	Grit Size	Pack Qty
DT3090	40	10
DT3091	60	10
DT3092	80	10
DT3093	120	10
DT3094	180	10
DT3095	240	10
DT3096	320	10

1/4 Sheet 115 x 140 mm Prepunched



Cat. No.	Grit Size	Pack Qty
DT3001	40	10
DT3002	60	10
DT3004	100	10
DT3005	150	10
DT3011	40	25
DT3012	60	25
DT3014	100	25
DT3015	150	25
DT3017	220	25

1/4 Sheet Velcro 115 x 115 mm Prepunched



Cat. No.	Grit Size	Pack Qty
DT3020	40	10
DT3021	60	10
DT3022	80	10
DT3023	120	10
DT3024	180	10
DT3025	240	10
DT3026	320	10
DT3030	40	25
DT3031	60	25
DT3032	80	25
DT3033	120	25
DT3034	180	25
DT3035	240	25
DT3036	320	25

Belts 75 x 480 mm



Cat. No.	Grit Size	Pack Qty
DT3364	40	3
DT3365	60	3
DT3366	80	3
DT3367	100	3
DT3368	120	3
DT3369	150	3
DT3370	180	3

Belts 75 x 533 mm



Cat. No.	Grit Size	Pack Quantity
DT3301	40	10
DT3302	60	10
DT3303	80	10
DT3304	100	10
DT3305	150	10
DT3307	220	10

Belts 100 x 560 mm



Cat. No.	Grit Size	Pack Quantity
DT3312	40	3
DT3314	60	3
DT3315	80	3
DT3316	100	3
DT3318	150	3
DT3362	120	3
DT3363	180	3

Belts 64 x 356 mm



Cat. No.	Grit Size	Pack Qty
DT3298	320	3
DT3299	220	3
DT3661	60	3
DT3662	80	3
DT3663	100	3
DT3664	150	3
DT3666	60	10
DT3667	80	10
DT3668	100	10
DT3669	150	10

DW753*

415 W - 150/40 mm Linishing/Grinding Machine



- Quiet and vibration free high torque induction motor
- Grinding wheel with workpiece clamp for exact grinding and sharpening
- Leather honing belt with adjustable support for concave/convex shapes
- Robust lightweight aluminium base
- High performance sealed bearings for extended service intervals
- Slim motor design for extended free space between wheels and base
- Ideal for specialised sharpening of woodworking tools

DW754*

415 W - 125 mm Dual Honing/Grinding Machine



- Quiet and vibration free high torque induction motor
- Grinding wheel with workpiece clamp for exact grinding and sharpening
- Honing wheel with machining support
- Robust lightweight aluminium base
- High performance sealed bearings for extended service intervals
- Slim motor design for extended free space between wheels and base
- Ideal for specialised sharpening of woodworking tools

DW755*

415 W - 125/45 mm Wet Linishing/Grinding Machine



- Water supply for an optimal finish on the cutting edge
- Quiet and vibration free high torque induction motor
- Grinding wheel with workpiece clamp for exact grinding and sharpening
- Leather honing belt with adjustable support for concave/convex shapes
- Robust lightweight aluminium base
- High performance sealed bearings for extended service intervals
- Slim motor design for extended free space between wheels and base
- Ideal for specialised sharpening of woodworking tools

Standard Equipment: Grinding wheel, Clamping and tool sharpening attachments, Spark guard, Spanner

*240 V only

DW753*

Power Input	415 Watts
Power Output	300 Watts
No Load Speed	2750 rpm
Wheel Diameter	150 mm
Wheel Width	25 mm
Bore Size	20 mm
Belt Size	577x40 mm
Weight	9.3 kg
Length x Height	310 x 215 mm

Standard Equipment: Grinding wheel, Honing wheel, Clamping and tool sharpening attachments, Spark guards, Spanner

*240 V only

DW754*

Power Input	415 Watts
Power Output	300 Watts
No Load Speed	2750 rpm
Wheel Diameter	125 mm
Wheel Width	25 mm
Bore Size	20 mm
Belt Size	None mm
Weight	9.3 kg
Length x Height	310 x 215 mm

Standard Equipment: Grinding wheel, Clamping and tool sharpening attachments, Tap and reservoir, Spark guard, Spanner

*DW755 not available in the UK

DW755*

Power Input	415 Watts
Power Output	300 Watts
No Load Speed	2750 rpm
Wheel Diameter	125 mm
Wheel Width	20 mm
Bore Size	20 mm
Belt Size	715x45 mm
Weight	9.5 kg
Length x Height	310 x 320 mm

Grinding Wheels 125 mm



- Silicone carbide wheels for sharpening carbide tools such as drill bits, light grinding of non-ferrous metals, iron and alloys such as brass.
- Blue Aluminium Oxide wheels for sharpening mild steel, and other ferrous metals. Use to sharpen tools, shears, chisels, planer blades and knives.
- White Aluminium Oxide wheels for light grinding and sharpening mild steel, and other ferrous metals. Cooler running than basic aluminium oxide wheels, they can be used for heat sensitive metals that may discolour or on delicate tools such as wood chisels.

Cat. No.	Grit Size	Material	Width	Bore Size
DT3382	36	Blue Aluminium Oxide	20 mm	20 mm
DT3383	36	Blue Aluminium Oxide	25 mm	20 mm
DT3384	60	Blue Aluminium Oxide	25 mm	20 mm
DT3385	80	White Aluminium Oxide	25 mm	20 mm
DT3386	80	Silicone Carbide	25 mm	20 mm
DT3391	60	Blue Aluminium Oxide	20 mm	20 mm
DT3392	60	White Aluminium Oxide	20 mm	20 mm
DT3393	60	Silicone Carbide	20 mm	20 mm

Grinding Belts 40 x 577 mm



- High performance "X" weight backing cloth.
- Resin bonding provides excellent grain adhesion
- High quality Aluminium Oxide grain.
- Coarse grits for shaping metal, wood and ceramics.
- Fine grits for sharpening chisels, planer blades and knives

Cat. No.	Grit Size	Pack Qty
DT3340	40	3
DT3341	60	3
DT3342	80	3
DT3343	100	3
DT3344	120	3
DT3345	150	3
DT3346	240	3
DT3347	320	3

Honing Belts 40 x 577 mm



- For use on bench grinders
- Use after regrinding tools to bring them to a very sharp edge.
- Use in conjunction with DEWALT honing paste.

Cat. No.	Description	Pack Qty
DT3395	Leather honing belt	1

Grinding Wheels 150 mm



Cat. No.	Grit Size	Material	Width	Bore Size
DT3387	36	Blue Aluminium Oxide	20 mm	20 mm
DT3388	60	Blue Aluminium Oxide	20 mm	20 mm
DT3389	60	White Aluminium Oxide	20 mm	20 mm
DT3390	60	Silicon Carbide	20 mm	20 mm

Grinding Belts 45 x 715 mm



- High performance "X" weight backing cloth
- High performance "Y" weight waterproof backing cloth on DT3357 - DT3361 for wet grinding.
- Resin bonding provides excellent grain adhesion.
- High quality Aluminium Oxide grain
- Coarse grits for shaping metal, wood and ceramics.
- Fine grits for sharpening chisels, planer blades and knives

Cat. No.	Grit Size	Pack Qty
DT3349	40	3
DT3350	60	3
DT3351	80	3
DT3352	100	3
DT3353	120	3
DT3354	150	3
DT3355	240	3
DT3356	320	3
DT3357	60	3
DT3358	80	3
DT3359	100	3
DT3360	120	3
DT3361	180	3

Honing Belts 45 x 715 mm



Cat. No.	Description	Pack Qty
DT3396	Leather honing belt	1

Honing Wheels 125 mm



- Use to polish ferrous metals and stainless steel surfaces
- Use with light pressure between wheel and work surface.

Cat. No.	Grit Size	Material	Width	Bore Size
DT3380	400	Silicon Carbide	25 mm	20 mm
DT3381	800	Silicon Carbide	12 mm	20 mm

Honing Paste



Cat. No.	Description	Pack Qty
DT3398	Honing Paste	1

SAWING



Jigsaws



Reciprocating Saws

Circular Saws



Alligator® Power Saws


DWS520K PLUNGE SAW

DEWALT now offers a range of corded and cordless Plunge Saws with an Extensive Guide Rail System.

The new plunge saw range from DEWALT gives outstanding levels of accuracy and finish, as well as extreme durability. Designed in conjunction with guide rails that are easy to set up and use, the system offers a simple and effective solution for a range of applications, particularly with laminate cutting.



1 **EASE OF USE** - Parallel plunge allows the user to maintain a smooth and constant hand position while cutting



2 **FINISH** - The DEWALT guide rail system offers anti-splinter lips on both sides of the guide rails



3 **ACCURACY** - Superior tool design and excellent rail system with fixed rail adjusters to eliminate deflection during a cut



4 **BLADE QUALITY** - 48 tooth blade gives a fine and accurate finish with very little breakout in laminates



5 **SAFETY** - Anti kickback function stops the saw from moving backwards along the rail



DWS520K

55 mm Depth of Cut Heavy Duty Plunge Saw



- Parallel plunge allows the user to maintain a smooth and constant hand position while cutting
- A 48 tooth blade gives a fine and accurate finish with very little breakout in laminates
- Rail adjustment allows the saw to be adjusted accurately to the rail
- The anti kickback function stops the saw from moving backwards along the rail and helps stop the saw from climbing out of the work piece when making plunge cuts
- Variable speed allows the correct speed to be set for different types of materials
- Full wave electronics maintains a constant speed under heavy load
- The enclosed guard gives a 90% dust extraction capability
- 55mm depth of cut allows the trimming and sizing of most common door sizes



Standard Equipment: 48 tooth precision circular saw blade, Heavy duty carrying case

DWS520K

Power Input	1300 Watts
Power Output	690 Watts
No Load Speed	1750 - 4000 rpm
Blade Diameter	165 mm
Blade Bore	20 mm
Bevel Capacity	47°
Max. Depth of Cut at 90°	59 mm
Max. Depth of Cut at 90° [with guide rails]	55 mm
Max. Depth of Cut at 45°	44 mm
Max. Depth of Cut at 45° [with guide rails]	40 mm
Weight	5.1 kg
Length x Height	303 x 265 mm

D23550/ D23551*

55 mm Depth of Cut Heavy Duty Saw



- Compact, well balanced and easy to use circular saw with 55 mm cutting depth
- Quick and easy depth and angle adjustment
- High torque motor for durability and power for cutting job site and joinery materials
- Aluminium shoe for accuracy and durability
- Efficient dust extraction ports to minimise airborne dust particles when connected to an extractor unit
- Gears and drive spindle mounted in durable cast aluminium housing
- Cutting line visibility and guiding notches for 45° and 90° cuts



Standard Equipment: Precision 12 tooth saw blade, Rip fence, Blade spanner

*D23551 fits directly onto DeWALT guide rail system

D23550/ D23551*

Power Input	1050 Watts
Power Output	570 Watts
No Load Speed	5000 rpm
Blade Diameter	165 mm
Blade Bore	20 mm
Bevel Capacity	45°
Max. Depth of Cut at 90°	55 mm
Max. Depth of Cut at 90° [with guide rails]	51 mm
Max. Depth of Cut at 45°	41 mm
Max. Depth of Cut at 45° [with guide rails]	37 mm
Weight	3.3 kg
Length x Height	270 x 215 mm

D23650(K)/ D23651(K)*

65 mm Depth of Cut Precision Circular Saw



- General purpose ripping, cross-cutting and bevelling circular saw for wood and other construction materials
- High torque motor for durability and power for cutting job site and joinery materials
- Stable block construction for low vibration running and long service life
- Scale for precise cutting depth setting to 65 mm
- Additional handle for safe two-handed work
- Variable adjustment of the mitre angle to 55 degrees
- Optimum balance for safe, fatigue-free operation
- Protection hood for up to 95% sawdust extraction



Standard Equipment: Precision 18 tooth saw blade, Rip Fence, Blade Spanner, Heavy duty carrying case

*D23651 fits directly onto DeWALT guide rail system

D23650(K)/ D23651(K)*

Power Input	1350 Watts
Power Output	800 Watts
No Load Speed	5000 rpm
Blade Diameter	190 mm
Blade Bore	30 mm
Bevel Capacity	55°
Max. Depth of Cut at 90°	65 mm
Max. Depth of Cut at 90° [with guide rails]	61 mm
Max. Depth of Cut at 45°	45 mm
Max. Depth of Cut at 45° [with guide rails]	41 mm
Weight	5.4 kg
Length x Height	355 x 245 mm

D23620/ D23620K

65 mm Depth of Cut Tradesman Circular Saw



- Compact, well balanced and easy to use circular saw with 65 mm depth of cut
- Quick and easy depth and angle adjustment
- High torque motor gives durability and power for cutting job site and joinery materials
- Pressed steel shoe for strength and durability
- Efficient dust extraction port to minimize airborne dust particles when connected to an extractor unit
- Gears and drive spindle mounted in a durable cast aluminium housing
- Guiding notches at 90 and 45 degrees to give good cut line visibility
- Large retraction lever for safe operation of lower guard



Standard Equipment: 18 tooth SERIES 30® saw blade, Rip fence, Blade spanner

D23620/ D23620K

Power Input	1150 Watts
Power Output	570 Watts
No Load Speed	5000 rpm
Blade Diameter	184 mm
Blade Bore	16 mm
Bevel Capacity	50°
Max. Depth of Cut at 90°	65 mm
Max. Depth of Cut at 45°	45 mm
Weight	5.1 kg
Length x Height	315 x 250 mm

D23700

86 mm Depth of Cut Heavy Duty Saw



- High power, durable motor delivers excellent power even at maximum depth of cut
- Optimum balance for safe, fatigue-free operation
- Additional handle for safe two-handed work
- Steel shoe for added durability
- Stable block construction for low vibration running and long service life
- Protection hood for sawdust extraction
- Spindle lock for ease of blade change
- Variable adjustment of the mitre angle to 45° for added versatility



Standard Equipment: 24 tooth Precision saw blade, Rip fence, Blade spanner

D23700

Power Input	1750 Watts
Power Output	960 Watts
No Load Speed	4700 rpm
Blade Diameter	235 mm
Blade Bore	30 mm
Bevel Capacity	45°
Max. Depth of Cut at 90°	86 mm
Max. Depth of Cut at 45°	62 mm
Weight	8.2 kg
Length x Height	430 x 290 mm



Dust Extraction Adapters



- Adapter for connecting a DW65 to a dust extraction unit

Cat. No.	Description
DE3511	Adapter for DW65

Circle Cutting Guide



- To cut accurate circles with a jigsaw

Cat. No.	Fits
DE3242	DW341, DW343, DW331K, DW333K

Parallel Fence



- For making parallel cuts with a jigsaw


Cat. No.	Fits
DE3241	DW341, DW343, DW331K, DW333K

Guide Rails



Cat. No.	Description
DW55021	1 m guide rail
DW55022	1.5 m guide rail
DW55023	2.6 m guide rail
DW55025	Bag - for use with 1 m and 1.5 m DeWALT guide rails
DW55026	Clamps for use with DeWALT guide rails
DW55027	'T' square attachment for guide rails
DW55028	Angle attachment for guide rails
DW55029	Replacement edge strip
DW55030	Replacement low friction strip
DW55031	Router attachment for guide rail
DE6292	Jointing Bar for use with all DeWALT guide rails


GREATER DURABILITY, ACCURACY AND CUTLINE VISIBILITY DELIVERS OPTIMUM CUTTING PERFORMANCE




1 Keyless blade change allows fast and efficient blade change



2 Keyless bevel adjustment allows a quick and easy method to bevel the shoe



3 Dust blower to provide greater cut line visibility



4 Three position pendulum action for faster cut



5 Powerful 701 Watt motor provides greater durability and control



6 Electronic speed dial gives greater cut control



7 Anti scratch shoe cover prevents damage to sensitive work surfaces



8 "V" roller for greater accuracy



DW331K

701 W - Heavy Duty Top Handle Jigsaw



- Powerful 701 Watt motor with variable speed delivers fast cutting action up to 3100 strokes per minute
- Quick and easy patented keyless blade change system accepts T-shank blades
- Patented anti-vibration counterbalance mechanism and rubber grip provide smooth operation
- 4-position pendulum action controls the aggressiveness or smoothness of cuts
- Tool free adjustable shoe with anti scratch cover bevels to 45 degrees in both directions
- Full wave electronic speed control with feedback ensures that blade speed is maintained under any load for a consistent finish across all materials
- Soft start ensures accuracy at cut start
- Tapered saw blade roller to control blade deflection at maximum depth of cut
- Switchable dust blower keeps line of cut clear of chips
- Modular component design for trouble free servicing
- Compatible with DEWALT flush cutting blade DT2074, for cutting flush to an edge



Standard Equipment: 4 high performance jigsaw blades, Anti-scratch cover, Anti-splinter insert, Dust extraction adapter, Heavy duty carrying case

DW331K

Power Input	701 Watts
Power Output	445 Watts
No Load Stroke Rate	0-3100 spm
Stroke Length	26 mm
Bevel Capacity	45°
Max. Cutting Capacity [Wood]	135 mm
Max. Cutting Capacity [Steel]	12 mm
Max. Cutting Capacity [Non Ferrous Metal]	30 mm
Weight	2.8 kg
Length x Height	250 x 210 mm

DW333K*

701 W - Heavy Duty Body Grip Jigsaw



- Powerful 701 Watt motor with variable speed delivers fast cutting action up to 3100 strokes per minute
- Quick and easy patented keyless blade system accepts T-shank blades
- Patented anti-vibration counter-balance mechanism and rubber grip provide smooth operation
- 4-position pendulum action controls the aggressiveness or smoothness of cuts
- Tool free adjustable shoe with anti scratch cover bevels to 45 degrees in both directions
- Full wave electronic speed control with feedback ensures that blade speed is maintained under any load for a consistent finish across all materials
- Soft start ensures accuracy at cut start
- Tapered saw blade roller to control blade deflection at maximum depth of cut
- Switchable dust blower keeps line of cut clear of chips
- Modular component design for trouble free servicing
- Compatible with DEWALT flush cutting blade, DT2074 for cutting flush to an edge



Standard Equipment: 4 high performance jigsaw blades, Anti-scratch cover, Anti-splinter insert, Dust extraction adapter, Heavy duty carrying case

*240 V only

DW333K*

Power Input	701 Watts
Power Output	445 Watts
No Load Stroke Rate	800-3100 spm
Stroke Length	26 mm
Bevel Capacity	45°
Max. Cutting Capacity [Wood]	135 mm
Max. Cutting Capacity [Steel]	12 mm
Max. Cutting Capacity [Non Ferrous Metal]	30 mm
Weight	2.8 kg
Length x Height	265 x 210 mm

DW341K

550 W - Top Handle Compact Jigsaw



- Compact, ergonomic, design gives user comfort and versatility in use
- 550 Watt motor with large power reserves gives performance and durability
- Keyless blade change with patented anti-deflection clamp design for ease of use and accuracy
- Variable speed dial and trigger allows controlled cutting in all materials
- Adjustable pendulum action gives increased cutting performance and longer saw blade life
- Integrated sawdust blower gives a clear view of the cutting area
- Shoe bevels 45° to both left and right with presets at 0° and 45° for precise bevelled cuts
- Low profile dust extraction shield with bi-directional vacuum spout for clean, efficient cutting performance
- Heavy gauge steel shoe with anti-scratch coating and detachable anti-scratch shoe
- Can be used with a parallel guide or circular guide for accurate shape cutting
- Compatible with DEWALT flush cutting blade, DT2074 for cutting flush to an edge



Standard Equipment: Blade, Allen key, Anti-scratch shoe cover, Dust extraction shield, Vacuum adaptor, Heavy duty carrying case

DW341K

Power Input	550 Watts
Power Output	350 Watts
No Load Stroke Rate	0-3100 spm
Stroke Length	20 mm
Bevel Capacity	45°
Max. Cutting Capacity [Wood]	85 mm
Max. Cutting Capacity [Steel]	10 mm
Max. Cutting Capacity [Non Ferrous Metal]	20 mm
Weight	2.0 kg
Length x Height	230 x 200 mm

DW343K*

550 W - Body Grip Compact Jigsaw



- Compact, ergonomic, design gives user comfort and versatility in use
- 550 Watt motor with large power reserves gives performance and durability
- Keyless blade change with patented anti-deflection clamp design for ease of use and accuracy
- Variable speed dial allows controlled cutting in all materials
- Adjustable pendulum action gives increased cutting performance and longer saw blade life
- Integrated sawdust blower gives a clear view of the cutting area
- Shoe bevels 45° to both left and right with presets at 0° and 45° for precise bevelled cuts
- Low profile dust extraction shield with bi-directional vacuum spout for clean, efficient cutting performance
- Heavy gauge steel shoe with anti-scratch coating and detachable anti-scratch shoe
- Can be used with a parallel guide or circular guide for accurate shape cutting
- Compatible with DEWALT flush cutting blade, DT2074 for cutting flush to an edge



Standard Equipment: Blade, Allen key, Anti-scratch shoe cover, Vacuum adaptor, Dust extraction shield, Heavy duty carrying case

*240 V only

DW343K*

Power Input	550 Watts
Power Output	350 Watts
No Load Stroke Rate	650-3100 spm
Stroke Length	20 mm
Bevel Capacity	45°
Max. Cutting Capacity [Wood]	85 mm
Max. Cutting Capacity [Steel]	10 mm
Max. Cutting Capacity [Non Ferrous Metal]	20 mm
Weight	2.0 kg
Length x Height	250 x 185 mm

EXTREME DeWALT® Wood Cutting Blades-T Shank Fitment



- EXTREME™ Jigsaw Blades are engineered to deliver superior surface finish and precision with long cutting life. Innovative design delivers excellent results in a variety of materials.
- Superior Precision. 50% stronger blade body withstands higher side loads reducing blade breakage and wandering.
- Superior Finish. Side chip path gullet design removes debris quickly and efficiently, delivering superior material surface finish.
- Superior Life. Reinforced tooth design puts more steel behind each tooth for greater precision and longer blade life.
- For use in soft materials such as wood, laminates, plywood, chipboard and plastics.
- Cobalt Steel teeth provide maximum life and durability

Cat. No.	Overall Length	Tooth Pitch	Max DOC	Pack Quantity
DT2132	106.5 mm	2.7 mm	60 mm	3
DT2134	106.5 mm	4 mm	60 mm	3
DT2137	106.5 mm	4 mm	60 mm	3
DT2141	106.5 mm	2.7 mm	60 mm	3

EXTREME DeWALT® Metal Cutting Blades-T Shank Fitment



Cat. No.	Overall Length	Tooth Pitch	Max DOC	Pack Quantity
DT2150	86.5 mm	1 mm	3 mm	3
DT2154	76 mm	1.8 mm	3-5 mm	3
DT2156	76 mm	0.8 mm	2.5 mm	3

EXTREME DeWALT® Specialist Material Blades-T Shank Fitment



Cat. No.	Overall Length	Tooth Pitch	Max DOC	Pack Qty
DT2055	82 mm	1.4 mm	2.5 mm	1
DT2056	76 mm	4.3 mm	65 mm	1
DT2080	82.6 mm	1.7 mm	15 mm	5
DT2081	82.6 mm	1.4 mm	15 mm	3
DT2082	82.6 mm	0.8 mm	1.5 mm	1
DT2083	82.6 mm	1.4 mm	3 mm	1
DT2084	180.0 mm	2.0 mm	120 mm	5
DT2101	76.6 mm	1 mm	4 mm	1
DT2102	76.6 mm	N/A mm	10 mm	1
DT2103	100 mm	4.3 mm	20 mm	1
DT2144	106.5 mm	3 mm	30 mm	3
DT2201	152 mm	N/A mm	100 mm	5

HCS Wood Cutting Blades-T Shank Fitment



- DeWALT HCS jigsaw blades are engineered to deliver a quality cut in a variety of materials, including wood, laminates and plastics.
- Made from High Carbon Steel
- For all HCS jigsaw blades- Minimum Order Quantity 1 pack.
- For use in soft materials such as wood, laminates, plywood, chipboard and plastics.

Cat. No.	Overall Length	Tooth Pitch	Max DOC	Pack Quantity
DT2048	116 mm	2.5 mm	65 mm	5
DT2049	100 mm	4 mm	60 mm	5
DT2050	76 mm	2 mm	15 mm	5
DT2051	132 mm	4 mm	85 mm	5
DT2052	116 mm	3 mm	65 mm	5
DT2053	100 mm	2.5 mm	40 mm	5
DT2066	100 mm	3 mm	50 mm	
DT2067	100 mm	2.7 mm	30 mm	
DT2074	112 mm	2.3 mm	65 mm	1
DT2075	100 mm	4 mm	60 mm	5
DT2076	152 mm	4 mm	100 mm	5
DT2077	100 mm	4 mm	60 mm	5
DT2164	100 mm	4 mm	60 mm	5
DT2165	100 mm	2.5 mm	30 mm	5
DT2166	100 mm	4 mm	60 mm	5
DT2167	180 mm	4 mm	120 mm	5
DT2168	76 mm	1.4 mm	30 mm	5
DT2169	152 mm	4 mm	100 mm	5
DT2174	100 mm	4 mm	60 mm	20
DT2175	100 mm	2.5 mm	30 mm	20
DT2176	100 mm	4 mm	60 mm	20
DT2177	100 mm	3 mm	60 mm	20
DT2184	100 mm	4 mm	60 mm	100
DT2185	100 mm	2.5 mm	30 mm	100
DT2186	100 mm	4 mm	60 mm	100
DT2187	100 mm	3 mm	60 mm	100

HSS Metal Cutting Blades-T Shank Fitment



- DeWALT HSS jigsaw blades are engineered to deliver a quality cut in a variety of ferrous and non-ferrous metals.
- For all HSS jigsaw blades- Minimum Order Quantity 1 pack.

Cat. No.	Overall Length	Tooth Pitch	Max DOC	Pack Quantity
DT2054	76 mm	1.5 mm	1.5-4 mm	5
DT2085	132 mm	1.2 mm	65 mm	5
DT2160	76 mm	1.2 mm	1.5 - 3 mm	5
DT2161	76 mm	2 mm	3 - 6 mm	5
DT2162	76 mm	0.7 mm	0.8 - 2 mm	5
DT2163	100 mm	3 mm	4 - 15 mm	5
DT2170	76 mm	1.2 mm	1.5 - 4 mm	20
DT2171	76 mm	2 mm	3 - 6 mm	20
DT2172	76 mm	0.7 mm	0.8 - 2 mm	20
DT2190	76 mm	1.2 mm	1.5 - 4 mm	100
DT2191	76 mm	2 mm	2.5 - 6 mm	100

Progressor Blades-T Shank Fitment



- Blades incorporate variable tooth pitch allowing different thicknesses of material to be cut without changing blades

Cat. No.	Overall Length	Tooth Pitch	Max DOC	Pack Qty
DT2057	116 mm	2-3 mm	65 mm	5
DT2058	100 mm	1.2-2.6 mm	1.5-10 mm	5
DT2059	100 mm	2.4-5 mm	<65,3-10 mm	5

Blade Sets



- Assorted blade selections
- Selections of most popular blades
- Handy re-usable storage set

Cat. No.	Applications	Pack Qty
DT2290	10 piece set - wood cutting	10
DT2292	10 piece set - metal cutting	10
DT2294	10 piece set - wood/metal cutting	10

DW304PK*

1050 W - Reciprocating Saw



- 1050 Watt motor designed for heavy duty applications
- 4 position blade clamp allows for flush cutting and increased versatility
- With a 29 mm stroke length, the DW304PK delivers excellent cutting performance
- Lever-action keyless blade clamp for quick and easy blade changing
- Ideal for plumbers, electricians, heating, HVAC, and builders



Standard Equipment: 2 professional bi-metal blades, Heavy duty carrying case

*240 V only

DW304PK*

Power Input	1050 Watts
Power Output	525 Watts
No Load Stroke Rate	0-2800 spm
Stroke Length	29 mm
Max. Cutting Capacity [Wood]	280 mm
Max. Cutting Capacity [Steel Sections & Pipes]	100 mm
Max. Cutting Capacity [PVC]	130 mm
Weight	3.5 kg
Length x Height	435 x 178 mm

DW310K*

1200 W Heavy Duty Reciprocating Saw



- 1200 Watt motor delivers increased power for heavy duty applications
- 0 - 2,600 SPM and 28 mm stroke length for fast and efficient cutting
- Keyless stainless steel blade change for quick and easy blade changes and increased reliability
- Keyless adjustable shoe easily adjusts the depth of cut and extends the blade life
- Variable speed trigger provides control and versatility



Standard Equipment: 2 professional bi-metal blades, Heavy duty carrying case

*240 V only

DW310K*

Power Input	1200 Watts
Power Output	630 Watts
No Load Stroke Rate	0-2600 spm
Stroke Length	28 mm
Max. Cutting Capacity [Wood]	300 mm
Max. Cutting Capacity [Steel Sections & Pipes]	130 mm
Max. Cutting Capacity [PVC]	160 mm
Weight	4.0 kg
Length x Height	460 x 60 mm

DW311K

1200 W Heavy Duty Reciprocating Saw



- 1200 Watt motor delivers increased power for heavy duty applications
- Orbital action delivers fast cutting in wood applications
- 0-2,600 SPM and 28 mm stroke length for fast and efficient cutting
- Keyless stainless steel blade clamp for quick and easy blade changes and increased reliability
- Keyless adjustable shoe easily adjusts depth of cut and extends the blade life
- Variable speed control dial matches the correct speed for the application for increased versatility and control



Standard Equipment: 2 professional bi-metal blades, Heavy duty carrying case

DW311K

Power Input	1200 Watts
Power Output	630 Watts
No Load Stroke Rate	0-2600 spm
Stroke Length	28 mm
Max. Cutting Capacity [Wood]	300 mm
Max. Cutting Capacity [Steel Sections & Pipes]	130 mm
Max. Cutting Capacity [PVC]	160 mm
Weight	4.0 kg
Length x Height	460 x 60 mm

Cobalt Steel- Wood Cutting



Cat. No.	Length	Pitch	Pack Quantity
DT2320	228 mm	3.6-5.1 mm	100
DT2321	305 mm	3.6-5.1 mm	100
DT2349	228 mm	3.6-5.1 mm	5
DT2350	305 mm	3.6-5.1 mm	5
DT2351	152 mm	4.2 mm	5
DT2359	152 mm	3.6-5.1 mm	5

Cobalt Steel- Metal Cutting



Cat. No.	Length	Pitch	Pack Quantity
DT2322	152 mm	1.8 mm	100
DT2323	203 mm	1.8 mm	100
DT2353	203 mm	1.8 mm	5
DT2354	203 mm	1.4 mm	5
DT2361	152 mm	1.8 mm	5
DT2384	152 mm	1.4 mm	5
DT2385	152 mm	1.1 mm	5

Cobalt Steel- General Purpose



Cat. No.	Length	Pitch	Pack Quantity
DT2325	152 mm	1.8-2.5 mm	100
DT2326	305 mm	1.8-2.5 mm	100
DT2348	152 mm	1.8-2.5 mm	5
DT2355	305 mm	1.8-2.5 mm	5
DT2387	203 mm	1.8-2.5 mm	5
DT2388	152 mm		5

Bi Metal Demolition- Metal Cutting



- Thicker and wider blank for added durability
- Bi-metal construction for maximum durability and life
- Universal shanks 1/2" (13mm)

Cat. No.	Length	Pitch	Pack Quantity
DT2303	152 mm	1.8 mm	5
DT2304	152 mm	1.8 mm	100
DT2310	228 mm	1.8 mm	5
DT2301	152 mm	2.5 mm	5
DT2302	152 mm	2.5 mm	100
DT2308	228 mm	2.5 mm	5
DT2309	228 mm	2.5 mm	100
DT2311	228 mm	1.8 mm	100
DT2314	305 mm	4.2 mm	5
DT2356	152 mm	1.8 mm	5

HCS Wood Cutting Blades



- High Carbon Steel construction.
- For use in wood, plywood, laminates and plastics.
- Universal 1/2" (13mm) shank suitable for DEWALT, Bosch, Hitachi, Flex, Makita, Metabo, Skil.
- For all reciprocating saw blades- Minimum Order Quantity 1 pack.

Cat. No.	Applications	Length	Pitch	Pack Quantity
DT2352	Coarse, fast cuts in wood (logs & pruning).	240 mm	5.0-6.5 mm	5
DT2362	Fine fast and curved cuts in wood and plastic.	152 mm	4.2 mm	5
DT2363	Fine fast cuts and curve cuts in wood and plastic.	228 mm	4.2 mm	5
DT2364	Fine fast cuts and curve cuts in wood and plastic.	305 mm	4.2 mm	5

ALLIGATOR® Power Saw Blades



- Blades designed with HSS or Tungsten carbide tipped teeth to optimise the performance of the DEWALT ALLIGATOR® Power Saw.
- For all Alligator® saw blades- Minimum Order Quantity 1 pack.

Cat. No.	Primary Application	Overall Length	TIP Matl
DT2960	Drywall, Board	360 mm	HSS
DT2961	Hardwood, Softwood, Plywood	360 mm	HSS
DT2962	Plywood, Chipboard and MDF	360 mm	TCT
DT2963	Building Block, Class 12 Poroton brick	360 mm	TCT
DT2964	Building Block, Class 12 Poroton brick	528 mm	TCT
DT2965	Building block, gas beton	528 mm	TCT
DT2966	Building Block, Class 20 Poroton brick	528 mm	TCT



DW390/ DW391*

275 mm ALLIGATOR® Power Saw



- Blades available for cutting wood, drywall, plastic and poroton blocks
- Long life, low vibration double blade system with blade break of less than 3 secs
- Ergonomic design and rubberised handles for superior handling and less fatigue
- Easy to use rapid blade changing system reducing downtime
- Magnesium housing for lower weight and excellent durability
- Lock off switch and blade brake for added safety
- Two saw blades running in opposite directions so the material will not move while cutting



Standard Equipment: Hard metal blade, Saw blade protection guard, Hex key

*DW391 - Electronic version (0-3300 spm)

DW390/ DW391*

Power Input	1350 Watts
Power Output	700 Watts
No Load Stroke Rate	3300 spm
Stroke Length	38 mm
Blade Length	275 cm
Blade Stop	3 s
Weight	4.0 kg
Length x Height	345 x 210 mm

DW392*

425 mm ALLIGATOR® Power Saw For Cutting Bricks



- Ideal for cutting aerated concrete (gasbeton) and drywall
- Constant speed for optimal cutting capabilities
- Powerful motor to meet all application needs
- Two long life and durable saw blades running in opposite directions so the material will not move while cutting
- Dust sealed gearcase and bearings for increased durability
- Magnesium housing for lower weight and excellent durability
- Lock off switch and blade brake for added safety
- Quick and easy blade changing system for less downtime
- Ergonomic design and rubberised handles for superior handling and less fatigue



Standard Equipment: Hard metal set of blades (yellow) for breeze block, drywall, Saw blade protection guard, Hex key

*DW392 Not available in the UK

DW392*

Power Input	1350 Watts
Power Output	700 Watts
No Load Stroke Rate	3300 spm
Stroke Length	38 mm
Blade Length	425 cm
Blade Stop	3 s
Weight	4.3 kg
Length x Height	490 x 210 mm

DW393/ DW394*

425 mm ALLIGATOR® Power Saw for cutting Poroton Bricks



- Ideal for cutting Class 20 thermal bricks (Poroton brick/ Porotherm brick)
- Constant speed for optimal cutting capabilities
- Powerful motor to meet all application needs
- Two long life and durable saw blades running in opposite directions so the material will not move while cutting
- Dust sealed gearcase and bearings for longer durability
- Magnesium housing for lower weight and excellent durability
- Quick and easy blade changing system for less downtime
- Ergonomic design and rubberised handles for superior handling and less fatigue
- Lock off switch and blade brake for added safety



Standard Equipment: Hard metal set of blades (black) for porosite brick, Saw blade protection guard, Hex key

*DW394 - Standard: Two 39 tooth TCT blades enable the user to cut class 20 Poroton, DW394 not available in the UK

DW393/ DW394*

Power Input	1350 Watts
Power Output	700 Watts
No Load Stroke Rate	3300 spm
Stroke Length	38 mm
Blade Length	425 cm
Blade Stop	3 s
Weight	4.3 kg
Length x Height	490 x 210 mm



MITRE SAWS



Crosscut Mitre Saws

Non-Compound Mitre Saws

Compound Mitre Saws

Slide Compound Mitre Saws

Universal Legstand

Mitre Saw Attachments





DW771
216 mm Electronic Crosscut Mitre Saw



DW777
216 mm Crosscut Mitre Saw



DW713
250 mm Compound Mitre Saw



DW712
216 mm Heavy Duty Slide Compound Mitre Saw



DW716/DW716E
305 mm Heavy Duty Double Bevel Mitre Saw



DW718
305 mm Heavy Duty Compound Slide Mitre Saw



DW743N
250 mm Combination Saw



D27107
305 mm Combination Saw



DW711
260 mm Table Top Mitre Saw

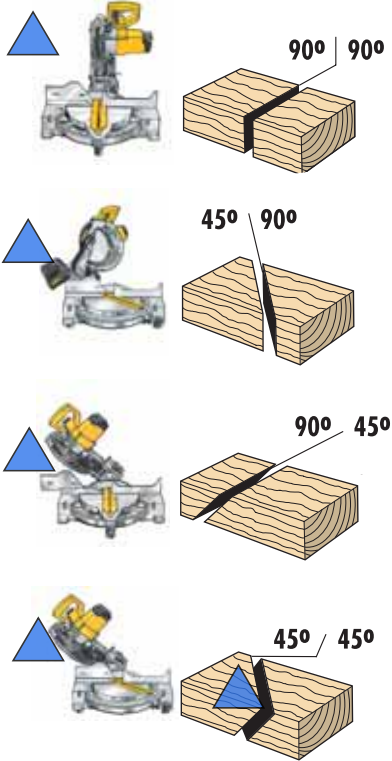


D27111
305 mm Sliding Table Top Mitre Saw



D27112
305 mm Sliding Table Top Mitre Saw

DW777 SLIDING COMPOUND MITRE SAW



	190 x 85 mm	61 x 152 mm
90°/90°	190 x 85 mm	61 x 152 mm
45°/90°	134 x 85 mm	24 x 152 mm
90°/45°	190 x 56 mm	61 x 47 mm
45°/45°	134 x 56 mm	24 x 47 mm

Maximum width and depth of cut relative to the proportions of the workpiece




DW777 SLIDING COMPOUND MITRE SAW

New from DeWALT - the DW777 sliding compound mitre saw provides the professional user with excellent levels of durability, reliability and portability without compromising on capacity.




1 Portability - An incredible 13kg in weight compared with its predecessor weighing in at 14.5kg



2 Durability - Heavy Duty 1800 W DeWALT engineered motor for use in demanding applications



3 Compactness - The most compact and lightweight sliding mitre saw in its class




4 Reliability - New extension spring design which is both reliable and serviceable



5 Innovation - Improved work piece support with sliding left hand fence - meeting new European Standards for 2008

DW771 version also available offering electronic variable speed for use with a wider range of materials.



DW777

216 mm Crosscut Mitre Saw



	270 x 60 mm
	190 x 60 mm
	270 x 48 mm
	190 x 48 mm

- The classic pull saw design improved and updated for the modern user
- New 1800 Watt motor for powerful cutting in all materials
- Dust extraction specifically designed to meet the needs of the professional user in heavy use applications, protection from airborne dust particles minimises health risk over long periods
- The base and fence have been machined to meet the accuracy requirements of the most demanding applications
- New head lock function allows the head to be fixed, restricting the traverse function for trim applications and ease of transportation
- Integrated positive mitre stops at 15°, 22.5°, 30°, 45°, quick release mitre mechanism up to 50°
- Sliding left hand fence with measuring scale for improved material support and management
- Compact internal rail design for huge cutting capacity in a highly transportable format

Standard Equipment: 24 tooth SERIES 60® saw blade, Fence centre support, 2 bench mounting bolts, Blade spanner

DW777

Power Input	1800 Watts
Blade Speed	6700 rpm
Blade Diameter	216 mm
Blade Bore	30 mm
Bevel Capacity	48°
Mitre Capacity [right/left]	50/50°
Max. Depth of Cut [Saws]	60 mm
Weight	13.0 kg
Depth x Length x Height	550 x 490 x 590 mm

DW771

Electronic 216 mm Crosscut Mitre Saw



	270 x 60 mm
	190 x 60 mm
	270 x 48 mm
	190 x 48 mm

- All of the features of the DW777 with a variable speed control module, providing the user with ultimate flexibility in low speed cutting applications. Fibreglass, thermoset and thermoplastic can be effectively cut without inducing work piece distortion
- The classic pull saw design improved and updated for the modern user
- New 1600 Watt motor for powerful cutting in all materials
- Dust extraction specifically designed to meet the needs of the professional user in heavy use applications, protection from airborne dust particles minimises health risk over long periods
- The base and fence have been machined to meet the accuracy requirements of the most demanding applications
- New head lock function allows the head to be fixed, restricting the traverse function for trim applications and ease of transportation
- Integrated positive mitre stops at 15°, 22.5°, 30°, 45°, quick release mitre mechanism up to 50°
- Sliding left hand fence with measuring scale for improved material support and management
- Compact internal rail design for huge cutting capacity in a highly transportable format



Standard Equipment: 24 tooth SERIES 60® saw blade, Fence centre support, 2 bench mounting bolts, Blade spanner

DW771

Power Input	1600 Watts
Blade Speed	2500 - 5000 rpm
Blade Diameter	216 mm
Blade Bore	30 mm
Bevel Capacity	48°
Mitre Capacity [right/left]	50/50°
Max. Depth of Cut [Saws]	60 mm
Weight	13.0 kg
Depth x Length x Height	550 x 490 x 590 mm

DW712

216 mm Slide Compound Mitre Saw



90°/90°	300 x 70 mm
45°/90°	212 x 70 mm
90°/45°	300 x 50 mm
45°/45°	212 x 50 mm

- New mitre angle adjustment system provides accurate and consistent setting of mitre angles between 0 and 60° right and 0 and 50° left
- The innovative grooving stop allows adjustment of the cutting depth for grooving and rebating applications
- The large dual sliding fence mechanism gives maximum support in large material cuts at any angle or combination of angles
- Horizontal rails create additional capacity for larger materials
- The aluminium base construction provides stability to the saw while still retaining its portability
- 60° right mitre angle provides enough capacity for the most difficult applications
- Mitre and bevel angle detents allow for quick and easy set up of the saw
- Spindle lock for easy blade replacement



Standard Equipment: 24 tooth SERIES 60[®] saw blade, On-board wrench

DW712

Power Input	1600 Watts
Blade Speed	3700-4600 rpm
Blade Diameter	216 mm
Blade Bore	30 mm
Bevel Capacity	48/-2°
Mitre Capacity [right/left]	60/50°
Max. Depth of Cut [Saws]	70 mm
Weight	19.5 kg
Depth x Length x Height	457 x 580 x 480 mm

DW713

250 mm Compound Mitre Saw



90°/90°	162 x 41 mm
45°/90°	114 x 41 mm
90°/45°	162 x 25 mm

- Powerful universal motor delivers plenty of cutting power in high torque cutting applications
- Ultra smooth head actuation for safe precise cuts at any angle or compound angle
- Mitre scale features 11 positive stops for amazingly accurate mitre cuts
- Compact and lightweight with lock-down motor head effortless transportation
- Extremely light unit weight with rugged construction for maximum jobsite versatility
- Sliding fence for superior material support
- Spindle lock for easy blade changes
- Horizontal D-handle design for comfortable and fatigue-free operation
- Precision mitre scale designed to provide trouble free adjustment for the life of the saw
- Mitres up to 50 degrees both sides, bevel function up to 48 degrees
- Cam action mitre lock with detent override for superior accuracy
- Wide die cast aluminum base provides plenty of work-piece support, with base extension capabilities

Standard Equipment: 24 tooth precision SERIES 40[®] saw blade, Blade and guard spanner, Dust bag

DW713

Power Input	1600 Watts
Blade Speed	5000 rpm
Blade Diameter	250 mm
Blade Bore	30 mm
Bevel Capacity	48/-3°
Mitre Capacity [right/left]	50/50°
Max. Depth of Cut [Saws]	89 mm
Weight	13.6 kg
Depth x Length x Height	620 x 510 x 570 mm

DW716/ DW716E*

305 mm Double Bevel Mitre Saw



- Powerful 95 mm universal motor provides superior power in high torque cutting applications
- Solid aluminium base and fence machined to exacting tolerances delivers precision cuts in the largest materials
- Double bevel capability allows the head of the saw to flip rather than the workpiece thus making long sections simple to cut while maintaining perfect surface finish
- Quarter degree vernier bevel scale indicator has been designed for ease of use
- Stainless steel detent system has been designed to maintain accuracy for the life of the machine
- 50 Degree mitre capability left and right
- Handle and guard release designed for comfort and ease of use
- New mitre adjustment system for accurate angle setting
- Belt drive system delivers smooth durable running characteristics also allowing the motor to be placed away from the cutting area thus maximising cutting capacity
- Compatible with laser sightline DE7187

*Available with electronic variable speed and 80 tooth SERIES 40® Triple Chip Grind Blade as E-Version

Standard Equipment: 32 tooth SERIES 40® saw blade and blade spanner

90°/90°	190 x 86 mm	203 x 72 mm
45°/90°	134 x 86 mm	142 x 72 mm
90°/45°	190 x 56 mm	203 x 47 mm
45°/45°	134 x 56 mm	142 x 47 mm

DW716/ DW716E*

Power Input	1600 Watts
Blade Speed	3600 rpm
Blade Diameter	305 mm
Blade Bore	30 mm
Bevel Capacity	50/50°
Mitre Capacity [right/left]	50/50°
Max. Depth of Cut [Saws]	152 mm
Weight	18 kg
Depth x Length x Height	680 x 620 x 690 mm

DW718/ DW718V*

305 mm Compound Slide Mitre Saw



- Cam action mitre lock function makes mitre setting faster and easier allowing the user to quickly adjust angles between 0° - 60° left and 0° - 50° right
- The innovative grooving stop allows the adjustment of the cutting depth for grooving and rebating applications
- The large dual sliding fence gives maximum support in large material cuts at any angle or combination of angles
- Linear horizontal rails utilise bronze guides to provide maximum precision when cutting materials up to 345 mm wide
- New quick release bevel setting provides accurate and simple setting of bevel angles up to 48° left and right
- Compact and lightweight design characteristics deliver a saw with enormous capacity which is easy to transport around the jobsite
- Electronic speed control for adjusting cutting speed when cutting materials other than wood
- V version also available which includes a factory fitted sightline laser for easy setup (DW718V)

Standard Equipment: 60 tooth SERIES 40® blade, Blade spanner, Dust bag

* V version available with DE7187 laser attachment

90°/90°	345 x 74 mm	50 x 163 mm	305 x 102 mm
45°/90°	242 x 74 mm	35 x 163 mm	215 x 91 mm
90°/45°	345 x 52 mm	50 x 114 mm	305 x 64 mm
45°/45°	242 x 52 mm	35 x 114 mm	215 x 64 mm

DW718/ DW718V*

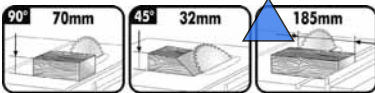
Power Input	1600 Watts
Blade Speed	1900 - 3400 rpm
Blade Diameter	305 mm
Blade Bore	30 mm
Bevel Capacity	48/48°
Mitre Capacity [right/left]	50/60°
Max. Depth of Cut [Saws]	163 mm
Weight	24.8 kg
Depth x Length x Height	470 x 770 x 396 mm

DW743N

250 mm Combination Saw



90°/90°	140 mm	180 x 20 mm
45°/90°	95 x 70 mm	120 x 46 mm
90°/45°	70 x 95 mm	150 x 20 mm



- The classic TGS flip-over bevelling saw
- Rapid tool free transformation from a saw bench to a mitre saw provides flexibility in a range of site and workshop applications
- Handle mechanism allows the guard to retract automatically in mitre mode allowing safe and easy use
- New high output heavy duty high torque induction motor provides years of maintenance free use, suitable for workshop applications where low noise characteristics are desirable
- Three way extractor connection facility for efficient dust extraction
- Integrated carry handles provide greater portability
- Updated design for maximum cutting capacity across the range of mitre and bevel angles

Standard Equipment: 30 tooth SERIES 60° saw blade, Parallel fence, Push stick, 4 detachable legs, Saw blade guard, Assembly tool

DW743N

Power Input	2000 Watts
Blade Speed	2850 rpm
Blade Diameter	250 mm
Blade Bore	30 mm
Bevel Capacity	45°
Mitre Capacity [right/left]	45 / 45°
Max. Cutting Capacity [Sawbench position 90°/90°]	0 - 70 mm
Max. Cutting Capacity [Sawbench position 90°/45°]	0 - 32 mm
Weight	37 kg
Depth x Length x Height	670 x 700 x 750 mm

For DW743N



Cat. No.	Item	Description
DE3491	1	Pair of guide rods, 500 mm length
DE3460	2	Length stop for short workpieces
DE3474	3	Adjustable support stand
DE3494	4	Pair of guide rods, 1000 mm length
DE3462	5	Swivel stop
DE3495	6	Material support plate
DE3454	Illustrated	2 x push sticks
DE3472	Illustrated	Right side extension table
DE3489	Illustrated	Roller support
DE3496	Illustrated	Replacement mitre fence for use in bench saw mode
DE3497	Illustrated	Roller support table
DE3500	Illustrated	Shaving extraction kit
DE3461	Not Illustrated	Clamp assembly
DE3471	Not Illustrated	Single sliding table
DE3473	Not Illustrated	Ripping/parallel fence
DE3488	Not Illustrated	Replacement table saw guard

D27107 / D27107V*

305 mm Combination Saw



- The next generation of TGS combination saw combines the accuracy of modern mitre saws with the power and capacity of dedicated table saws
- Electronic pack provides massive overload protection and constant cutting speed for optimal cutting performance
- Integral leg design increasing durability and ease of use
- 305 mm head provides an massive 155 mm depth of cut
- New mitre and bevel adjustment systems ensure high accuracy and simple adjustment
- Additional wheels and wheel barrow mode result in the saw being extremely easy to transport around the jobsite
- Robust frame design also incorporates storage area for attachments.
- Unit also available in 115 Volts, 1730 Watt

Standard Equipment: 48 tooth SERIES 60® saw blade, Parallel fence, Riving knife, Push stick, Mitre dust collector, Table saw guard, Assembly wrench

* V version available with DE7187 laser attachment

90°/90°	50 x 155 mm	205 x 63 mm
45°/90°	45 x 155 mm	160 x 63 mm
90°/45°	60 x 110 mm	205 x 50 mm
45°/45°	60 x 100 mm	—

D27107 / D27107V*

Power Input	2000 Watts
Blade Speed	4000 rpm
Blade Diameter	305 mm
Blade Bore	30 mm
Bevel Capacity	48°
Mitre Capacity [right/left]	48/48°
Max. Cutting Capacity [Sawbench position 90°/90°]	0 - 81 mm
Max. Cutting Capacity [Sawbench position 90°/45°]	0 - 56 mm
Weight	40 kg
Depth x Length x Height	800 x 720 x 770 mm

For D27107 / D27105



- D271051
- D271052
- D271053
- D271054
- D271055
- D271056
- D271057
- D271058
- D271059

Cat. No.	Item	Description
D271055	1	Sliding table for D27105/7 TGS
D271057	2	Replacement table saw guard for D27105/7 TGS
D271058	3	Right extension table for D27105/7 TGS
DE3460	4	Length stop for short workpieces
DE3462	5	Swivel stop
DE3474	6	Adjustable support stand
DE3491	7	Pair of guide rods, 500 mm length
DE3494	8	Pair of guide rods, 1000 mm length
DE3495	9	Material support plate
D271051	Illustrated	Clamp assembly
D271052	Illustrated	Mitre gauge for D27105/7 TGS
D271053	Illustrated	Crown stop for D27105/7 TGS
D271054	Illustrated	Dust extraction kit for D27105/7 TGS
D271059	Illustrated	Laser site line attachment

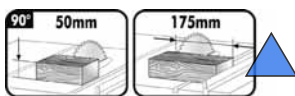
DW711

260 mm Table Top Mitre Saw



- Powerful dust protected 1300 Watt induction motor, provides years of maintenance free service
- Integrated blade brake, for active user protection and additional machine safety
- Precision cast aluminium machined base and table top, guarantees high quality precision cuts in both cutting modes
- High and stable back fence increases accuracy in all mitring applications
- Integrated positive mitre stops at 15°, 25°, 30°, 45°, quick release mitre mechanism up to 50°
- Large adjustable scratch resistant scale, for simple adjustment and accurate setting
- Large adjustable parallel table top fence can be used on both sides of the blade
- Effective dust extraction facility

90°/90°	125 x 55 mm	140 x 40 mm
45°/90°	90 x 25 mm	100 x 40 mm
90°/45°	125 x 20 mm	140 x 20 mm
45°/45°	90 x 50 mm	100 x 20 mm



Standard Equipment: 260 mm 24 tooth SERIES 40® tungsten carbide tipped saw blade, Top guard with extraction, Blade spanner, Hex key, Push stick

DW711

Power Input	1300 Watts
Blade Speed	2750 rpm
Blade Diameter	260 mm
Blade Bore	30 mm
Bevel Capacity	48°
Mitre Capacity [right/left]	50°
Max. Cutting Capacity [Sawbench position 90°/90°]	50 mm
Weight	20.0 kg
Max. Cutting Capacity at 90°/90°	96 mm
Max. Depth of Cut [Saws]	50 mm
Max. Crosscut Capacity	140 mm
Max. Ripping Capacity [right]	175 mm
Max. Ripping Capacity [left]	60 mm
Depth x Length x Height	590 x 490 x 620 mm

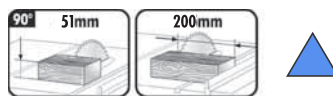
D27111*

305 mm Slide Table Top Mitre Saw



- Combination saw with crosscut and ripping capabilities
- Powerful 1500 Watt induction motor to meet the needs of the most demanding applications
- Lightweight and easily transported
- Innovative guard design maximises safety in use
- Precision cast aluminium base and table top guarantees high precision cuts in both cutting modes
- Slide mechanism incorporated to increase cross cut capacity
- High and stable back fence increases accuracy in all mitre applications
- Unique design gives excellent visibility in both rip and mitre modes
- All-metal upper fence with positive cam lock for maximum accuracy

90°/90°	220 x 90 mm
45°/90°	155 x 90 mm
90°/45°	220 x 62 mm
45°/45°	155 x 62 mm



Standard Equipment: SERIES 40® saw blade, Push Stick, Blade Wrench, Rip Fence, Table Saw Blade Guard, Allen Key
* 240 Volt only

D27111*

Power Input	1500 Watts
Blade Speed	3000 rpm
Blade Diameter	305 mm
Blade Bore	30 mm
Bevel Capacity	45°
Mitre Capacity [right/left]	50/60°
Weight	26.5 kg
Max. Cutting Capacity at 90°/90°	220x90 mm
Max. Depth of Cut [Saws]	51 mm
Max. Crosscut Capacity	220 mm
Max. Ripping Capacity [right]	200 mm
Max. Ripping Capacity [left]	220 mm
Depth x Length x Height	800 x 580 x 710 mm

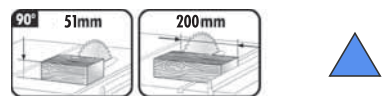
D27112

305 mm Slide Table Top Mitre Saw



- Lightweight, powerful 1600 Watt universal motor for demanding applications
- 23 Kg unit weight for maximum portability
- 285 mm crosscut capacity gives huge versatility
- Combination saw with crosscut and ripping capabilities
- Innovative guard design maximises safety in use
- Slide mechanism incorporated to increase cross cut capacity
- Precision cast aluminium base and table top guarantees high precision cuts in both cutting modes
- High and stable back fence increases accuracy in all mitre applications
- Unique design gives excellent visibility in both rip and mitre modes
- All-metal upper fence with positive cam lock for maximum accuracy

90°/90°	285 x 90 mm
45°/90°	200 x 90 mm
90°/45°	285 x 62 mm
45°/45°	200 x 62 mm



Standard Equipment: SERIES 40® saw blade, Push Stick, Blade Wrench, Rip Fence, Table Saw Blade Guard, Allen Key

D27112

Power Input	1600 Watts
Blade Speed	3650 rpm
Blade Diameter	305 mm
Blade Bore	30 mm
Bevel Capacity	45°
Mitre Capacity [right/left]	50/60°
Weight	23.0 kg
Max. Cutting Capacity at 90°/90°	220 x 90 mm
Max. Depth of Cut [Saws]	51 mm
Max. Crosscut Capacity	220 mm
Max. Ripping Capacity [right]	200 mm
Max. Ripping Capacity [left]	220 mm
Depth x Length x Height	980 x 580 x 710 mm

For DW702/713/706/706E/708/017/712/716/716E/718/D27111/D27112



Cat. No.	Item	Description
DE7080	1	Extension kit
DE7051	2	Length stop
DE7082	3	Vertical clamp
DE7088	Not Illustrated	Dust extraction adapter. Kun DW708
DE7053	Not Illustrated	Dust bag
DE7084	Not illustrated	Crown stops

For DW777/771/711/707/701/700



DE3499



DE777



DE778



Cat. No.	Item	Description
DE3490	1	Table end plate
DE3491	2	Pair of guide rods, 500 mm length
DE3492	3	Length stop for short work pieces
DE3462	4	Swivel stop
DE3493	5	Leg stand
DE3494	6	Pair of guide rods, 1000 mm length
DE3495	7	Material support plate
DE3477	8	Adjustable support stand 740 mm
DE3499	Illustrated	Workpiece clamp
DE777	Illustrated	Dust extraction kit 100 mm connection port
DE778	Illustrated	Dust extraction kit 35 mm connection port

For DW716/DW716E/DW718



Cat. No.	Description
DE7187	Laser Attachment for DW716 / DW716E / DW718

- Laser attachment for DW716, DW716E and DW718 mitre saws.
- High visibility single beam laser for sightline accuracy.
- Laser can be adjusted in all planes to maintain accuracy.

For DW712/017/702/703

- Rear fence material support provides the ability to cut small workpieces on DeWALT mitre saws
- Simple fitting allowing the support to be added or removed as required

Cat. No.	Fits	Description
DE7120	DW712 DW017 DW702 DW703	Rear Fence Material Support
DE7121	DW712 DW017	Dust Extraction Fitment
DE7122	DW712 DW017	Carry Strap

Heavy Duty Mitre Saw Workstation



- Accommodates all DEWALT mitre saws
- Lightweight aluminium construction provides portability in and around the jobsite
- 1.7 metre beam extends to support up to 3.9 metres for use with large workpieces
- The beam can support up to 182 kg providing maximum flexibility and capacity
- Work stops can be converted into end stops for repetitive cutting to length
- Integral folding legs avoids unnecessary assembly
- Integrated carry handle provides ease of transportation

Cat. No.	Fits	Description
DE7023	DW701 DW707 DW712 DW706 DW706E DW708 DW702 DW703 DW017 DW716 DW716E DW718	Heavy Duty Mitre Saw Workstation

For DE7023



Cat. No.	Item	Description
DE7024	1	Work support
DE7025	2	Mounting bracket
DE7027	3	Roller work support
DE7028	4	Extension arm support
DE7029	5	Increased width work support
DE7030	6	Increased length mitre brackets
DE7031	7	Heavy duty extension arm support
DE7026	not illustrated	Carry strap

Universal Legstand DE1000



- For use with DW700, DW701, DW702, DW703, DW706, DW706E, DW716, DW716E, DW707, DW708, DW718, DW712, DW017
- Supports all DEWALT and competitive mitre saws, as well as bench/portable thicknessers
- Lightweight design for ease of transportation on and off site
- Replaceable wood table top support for tool mounting

Cat. No.	Description
DE1000	Universal Legstand 640 mm x 705 mm



MACHINERY



Site Saw

Table Saws

Radial Arm Saws

**Thicknesser and Planer
Thickensser**

Bandsaws

Dust Extractors





D27400 / D27400T
315 mm Heavy Duty Site Saw



DW745
Heavy Duty Lightweight Table Saw



DW744XP
Heavy Duty Electronic Portable Table Saw



DW746K
Woodworkers Table Saw



DW733
317 mm Portable Thicknesser



D27300
Machinery Planer Thicknesser



D27900
27 Litre Wet and Dry Dust Extractor



D27901
45 Litre Wet and Dry Dust Extractor



D27902
45 Litre Wet and Dry Dust Extractor



DW738
155 mm 2 Speed Bandsaw



DW739
155 mm Variable Speed Bandsaw



DW876
200 mm 2 Speed Bandsaw



DW720K
250 mm Radial Arm Saw



DW721K, DW725K
300 mm Radial Arm Saw



DW722K, DW726K
3 Phase 300 mm Radial Arm Saw



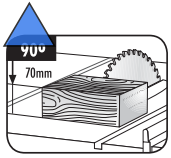
DW728K
Single Phase 350 mm Radial Arm Saw



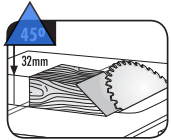
DW729K
3 Phase 350 mm Radial Arm Saw

TABLE SAW CUTTING CAPACITIES

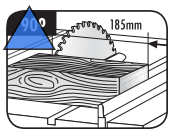
Additional icons for combination saws, table top mitre saws and table saws on page 166



Maximum depth of cut when saw blade is at 90°

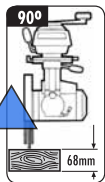


Maximum depth of cut when saw blade is at 45°

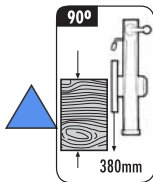


Maximum width of material that can be ripped (always measured at the right hand side)

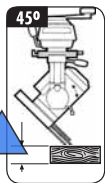
RADIAL ARM SAW CUTTING CAPACITIES



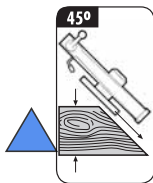
Depth of cut at 90°



Crosscut capacity at 90°



Depth of cut when blade is set at 45° angle



Crosscut capacity at 45°

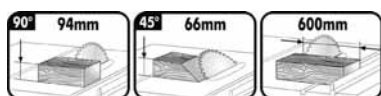


D27400 / D27400T

315 mm Heavy Duty Site Saw



- Pressed steel construction for maximum durability
- High power 2.1 kw motor designed for all jobsite applications
- Easy to use bevel and rise and fall mechanisms increase ease of use and accuracy of set up
- 100 mm dust port for dust free use with an extraction system
- Tall fence with rip scale for accuracy



Standard Equipment: 315 mm x 24t x 30 mm saw blade, Push stick, Guard, Riving knife

D27400 / D27400T

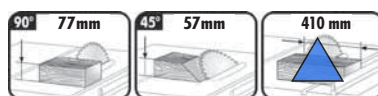
Power Input	2100 Watts
Power Output	1500 Watts
Blade Speed	2800 rpm
Blade Diameter	315 mm
Blade Bore	30 mm
Bevel Capacity	45°
Max. Ripping Capacity [right]	600 mm
Max. Ripping Capacity [left]	320 mm
Max. Depth of Cut at 90°	94 mm
Max. Depth of Cut at 45°	66 mm
Table Size	790 x 600 mm
Weight	42 kg
Depth x Length x Height	610 x 800 x 985 mm

DW745

Heavy Duty Lightweight Table Saw



- 22 kg unit weight and optimised footprint make this the most portable saw in its class
- Steel roll cage protects saw against jobsite drops and impacts
- Rack and pinion fence system, front and rear fence lock and large, clear scales combine to give an extremely accurate and easy to use saw
- Powerful 1700 Watt motor for high performance in all applications
- Fence system provides 410 mm of rip capacity in a portable design for cutting large sheet materials to size
- Cast table top design ensures accuracy and precision
- Overload protection system ensures powerful performance in hard, wet or frozen woods
- Quick bevel lock with large scale for easy, accurate adjustments.



Standard Equipment: 24 tooth SERIES 30[®] saw blade, Mitre fence, 2 blade spanners, Parallel fence, Dust port reducer, Push stick

DW745

Power Input	1700 Watts
Power Output	1100 Watts
Blade Speed	3800 rpm
Blade Diameter	250 mm
Blade Bore	30 mm
Bevel Capacity	-3 to 48°
Max. Ripping Capacity [right]	410 mm
Max. Ripping Capacity [left]	315 mm
Max. Depth of Cut at 90°	77 mm
Max. Depth of Cut at 45°	57 mm
Table Size	630 x 570 mm
Weight	22 kg
Depth x Length x Height	742 x 577 x 425 mm

DW744XP*

Heavy Duty Electronic Portable Table Saw



- Rack and pinion fence system, front and rear fence lock and large, clear scales combine to make this unit extremely accurate and easy to use
- Powerful 2000 Watt motor for high performance in all applications
- Telescoping fence rails provide over 610 mm of rip capacity in a portable design for cutting large sheet materials to size
- Cast aluminium table top design ensures accuracy and precision
- Overload protection system ensures powerful performance in hard, wet or frozen woods
- Soft start electronics increases accuracy and motor durability
- Quick bevel lock with large scale for easy adjustments.
- Composite saw body designed for light weight, rigidity and durability



Standard Equipment: 24 tooth SERIES 40[®] saw blade, Mitre fence, 2 blade spanners, Parallel fence, Dust port reducer, Push stick

* DW744-LX 110 Volt version available - 1500 Watt motor

DW744XP*

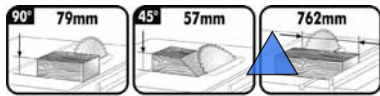
Power Input	2000 Watts
Power Output	1600 Watts
Blade Speed	3000 rpm
Blade Diameter	250 mm
Blade Bore	30 mm
Bevel Capacity	-3 to 48°
Max. Ripping Capacity [right]	625 mm
Max. Ripping Capacity [left]	342 mm
Max. Depth of Cut at 90°	77 mm
Max. Depth of Cut at 45°	57 mm
Table Size	627 x 678 mm
Weight	29 kg
Depth x Length x Height	740 x 680 x 465 mm

DW746K/ DW746KT*

Woodworkers Table Saw



- Extremely accurate fence system ensures blade is parallel in all positions, micro adjustment can be achieved with gentle hand pressure
- Powerful 2700 Watt induction motor delivers high torque in ripping and cross cutting applications where tip speed must be maintained to ensure high cut quality. DW746KT 3700 Watt three phase model also available
- Solid cast iron table has been precisely machined to exacting tolerances to ensure the highest accuracy in high quality joinery and cabinet making applications
- The large die cast trunion mounting mechanism for the blade has been designed to limit blade flex or wobble, while remaining square to the table
- Multiple attachments are available to fully extend the capability of this workshop thoroughbred



Standard Equipment: 30 tooth SERIES 40[®] saw blade, Right and left hand steel extension support tables, Outfeed support table, 730 mm Rip rail system, Sawblade guard, mitre fence, Push stick

*3700 Watt three phase model also available as DW746KT

DW746K/ DW746KT*

Power Input	2700 Watts
Power Output	2000 Watts
Blade Speed	3000 rpm
Blade Diameter	250 mm
Blade Bore	30 mm
Bevel Capacity	47 / -2°
Max. Ripping Capacity [left]	370 mm
Max. Depth of Cut at 90°	79 mm
Max. Depth of Cut at 45°	57 mm
Table Size	908/1400 mm
Weight	124 kg
Depth x Length x Height	1886 x 1400 x 985 mm

Attachments for DW746



DE7462



DE7470



Cat. No.	Item	Description	Width	Length	Height	Travel left/right
DE7461	1	Sliding Table	457 mm	685 mm	852 mm	450/450 mm
DE7460	2	Mobile Base AAC				
DE7463	3	Outfeed Table	348 mm	930 mm	852 mm	
DE7468	4	Fence Rail System				
DE7464	5	Extension Table	685 mm	990 mm	852 mm	
DE7462	Illustrated	Cast iron support table	254 mm	685 mm	852 mm	

Attachments for DW744/ DW744XP



DE7440



DE7441

Cat. No.	Description
DE7440	Portable saw stand
DE7441	Side support and outfeed table

Attachments for D27400

- Sliding table for use with D27400
- Cutting to length
- Roofing timbers
- All material support requirements
- Large workpiece support

Cat. No.	Fits	Description
D274001	D27400	Side Table
D274002	D27400	Rear Extension
D274003	D27400	Sliding Table

Attachments for DW745



- Stand for DW745
- Collapsible format and detachable legs for easy transportation
- Detachable leg extensions for different saw heights

Cat. No.	Description
DE7450	Heavy duty stand for DW745

D27900*

27 Litre Dust Extractor



- Wet and dry pick up with separate motor cooling system for extended operating times in workshop or site environment
- Powerful motor generating 208 mbar of vacuum pressure
- Built-in power socket allows power tool connection to the vacuum system
- Light and powerful, this machine is easily transportable with the carrying handle or transport wheels
- Built in float switch for use when extracting liquids

Standard Equipment: 4 m x 35 mm extraction hose, 35 mm stepped adapter, Crevice tool, Dust bag
*240 V only

D27900*

Power Input	1200 Watts
Max. Airflow	4020 l/min
Power Take Off Rating	1500 Watts
Capacity	27 ltr
Wet/Dry Capacity	14 ltr
Weight	7.5 kg
Length x Height	420 x 525 mm

D27901*

45 Litre Dust Extractor



- Wet and dry pick up with a large 45 litre capacity
- Automatic start and stop control when the power tool is operated, machine continues to run for 15 seconds to allow all dust to be cleared from system
- Built-in power take off socket allows power tool connection for automatic switching of the vacuum system
- Light and powerful, this machine is easily transportable with the carrying handle or transport wheels
- Flat pleated filter with power filter cleaning device reaches the standard of BIA, category C, 2-ply filter bag for dust free extraction
- Electronic water level control when operating in wet suction mode
- Double insulated 2 stage motor with bypass cooling for low temperature operation
- Impact-resistant, composite housing with integrated protected control panel
- New clip connector system allows easy changeover of accessories
- Powerful 2 stage motor generating 235 mbar vacuum pressure

Standard Equipment: 4 m x 35 mm extraction hose, Crevice tool, Universal hose adapter, Dust bag
*240 V only

D27901*

Power Input	1200 Watts
Max. Airflow	3420 l/min
Power Take Off Rating	2200 Watts
Capacity	45 ltr
Wet/Dry Capacity	45 ltr
Weight	11.0 kg
Length x Height	505 x 640 mm

D27902*

Wet and Dry Concrete Dust Extractor with Constant Automatic Filter Cleaning



- Best in class constant suction power even with the finest concrete dust
- The filter is automatically cleaned every 15 seconds reducing filter clogging and delivering constant air flow
- Wet and dry pick up with a large 45 litre capacity
- On/off switch to stop the automatic filter cleaning if required. Reset function automatically activates the automatic cleaning system for the next switch-on.
- Variable suction control allows to reduce the suction power if required
- Flat pleated filter reaches the standard of BIA, category C, 2-ply filter bag for dust free extraction
- Automatic start and stop control when the power tool is operated. The machine continues to run for an extra 15 seconds to allow all dust to be cleared from system
- Built-in power take off socket allows power tool connection for automatic switching of the vacuum system



Standard Equipment: 4 m x 35 mm extraction hose, Crevice tool, Universal hose adaptor, Dust bag
*110 V only

D27902*

Power Input	1380 Watts
Power Take Off Rating	2200 Watts
Max. Airflow	3660 l/min
Capacity	45 ltr
Wet/Dry Capacity	45 ltr
Weight	13.5 kg
Length	520 mm

DW738*

155 mm 2 Speed Bandsaw



- High quality, rigid, cast aluminium construction suitable for wood, non-ferrous metal, foam, composites and plastics applications
- Two speed control for multiple applications
- Large balanced aluminium band wheels with rubber linings ensure smooth quiet operation
- Large aluminium saw table with high quality, wear resistant coating and replaceable insert
- Dust extraction port for additional protection from airborne particles when connected to an extractor
- Bevel adjustment from 0° to 45°
- Rip fence locks at both sides of the table for accuracy
- No volt release switch with removable safety key to ensure user safety



Standard Equipment: Saw blade, Safety key switch bush, Rip fence

*240 V only

DW738*

Power Input	749 Watts
Power Output	550 Watts
Max. Cutting Height	155 mm
Max. Cutting Width	310 mm
Cutting Speed	330/800 m/min
Table Size	380 x 380 mm
Weight	23.0 kg
Depth x Length x Height	520 x 660 x 1550 mm

DW739*

155 mm Variable Speed Bandsaw



- High quality, rigid, cast aluminium construction suitable for wood, non-ferrous metal, foam, composites and plastics applications
- Adjustable blade speed from 300 to 800 m/min increases control in delicate operations
- Large balanced aluminium band wheels with rubber linings ensure smooth quiet operation
- Large aluminium saw table with high quality, wear resistant coating and replaceable insert
- Dust extraction port for additional protection from airborne particles when connected to an extractor
- Bevel adjustment from 0° to 45°
- Rip fence locks at both sides of the table for accuracy
- No volt release switch with removable safety key to ensure user safety



Standard Equipment: Saw blade, Safety key switch bush, Rip fence

*240 V only

DW739*

Power Input	749 Watts
Power Output	550 Watts
Max. Cutting Height	155 mm
Max. Cutting Width	310 mm
Cutting Speed	330-800 m/min
Table Size	380 x 380 mm
Weight	23.0 kg
Depth x Length x Height	520 x 660 x 1550 mm

DW876*

200 mm 2 Speed Bandsaw



- All steel welded construction provides extreme rigidity and accuracy even at maximum depths of cut
- Fitted with high quality precision blade, designed to stay sharp for up to 10 times as long as standard blade types
- 500 x 500 mm aluminium extruded table provides a large support area built for flatness and accuracy
- Easy to adjust blade tensioning with integrated tension indicator for different blade types and applications
- 310 mm throat and 200 mm depth capacity for large workshop applications
- Micro switch incorporated in door to prevent accidental starting while open
- 100 mm dust extraction port for efficient dust control
- Two speed control for various applications
- Powerful induction motor for long maintenance free life and low noise



Standard Equipment: Diamond ground steel blade, No volt release switch, Legstand, Mitre and rip fence

*240 V only

DW876*

Power Input	1000 Watts
Power Output	750 Watts
Max. Cutting Height	200 mm
Max. Cutting Width	310 mm
Cutting Speed	380/880 m/min
Table Size	500x500 mm
Weight	54.0 kg
Depth x Length x Height	650 x 770 x 1590 mm

DW733

317 mm Portable Thicknesser



- Head lock facility locks the cutter head into place to eliminate any movement in the cutter, providing a high quality surface finish
- Large infeed and outfeed tables provide added material support when cutting large materials to improve the surface finish
- 4 post column design allows the cutter head to move up and down smoothly and accurately
- Designed for portability on the job site and in small workshops
- Powerful 1800 Watt motor makes large surface planing easy
- Holes located in the base enable the machine to be fitted to work bench
- Thickness scale, material removal gauge and graduated depth crank make accurate planing quick and easy



Standard Equipment: Dust shroud and adapter, Allen key, Blade spanner, Blade changing guides

DW733

Power Input	1800 Watts
Power Output	1000 Watts
No Load Speed	10000 rpm
Max. Capacity	317 mm
Max. Planing Depth	2 mm
Max. Thicknesser Capacity	152 mm
Feed Rate	8 m/min
Weight	33.6 kg
Depth x Length x Height	310 x 520 x 445 mm

D27300*

Machinery Planer Thicknesser



- High quality, robust design
- No-volt release switch, motor overload protection and cutter block guard for safe working
- Large, extruded aluminium top planing table for high accuracy and ease of use
- Integrated motor design to save space and improve transportation
- New control design to improve ease of use and accuracy of adjustment
- Large aluminium fence for accurate bevel angles in the surface planing mode
- 100 mm dust extraction port for a clean, safe working environment



Standard Equipment: HSS knives, Adjustable fence, Allen keys, Spanner, Blade setting gauge, Dust extraction mouthpiece, Push stick, Legset

*240 V only

D27300*

Power Input	2100 Watts
Power Output	1600 Watts
No Load Speed	6200 rpm
Max. Capacity	260 mm
Max. Depth of Cut	4 mm
Max. Planing Depth	3 mm
Planer Table Size	1000 x 260 mm
Thicknesser Table Size	500 x 250 mm
Max. Thicknesser Capacity	160 mm
Feed Rate	5 m/min
Weight	53 kg
Depth x Length x Height	700 x 1050 x 950 mm

Dust Port Reducer



Cat. No.	Description
DE8760	100 mm dust port adapter for DeWALT dust extractors

Attachment for DW738/DW739



Cat. No.	Description
DE7380	Mitre fence
DE7381	Cut to length gauge
DE7382	Leg stand

For use with DW876

- Premium Grade Steel
- Ultra sharp diamond ground teeth slice cleanly through the work piece producing a sandpaper fine finish (woodcutting blades only).
- Edge hardened teeth maintain ultra sharp edge.

Cat. No.	Width	Length	Thickness
DT8470	4 mm	2215 mm	0.6 mm
DT8471	6 mm	2215 mm	0.4 mm
DT8472	10 mm	2215 mm	0.4 mm
DT8473	16 mm	2215 mm	0.6 mm
DT8474	20 mm	2215 mm	0.6 mm
DT8475	6 mm	2215 mm	0.6 mm
DT8476	12 mm	2215 mm	0.6 mm

For use with DW738 /739



- High Grade Steel
- Sharp ground teeth slice through the workpiece, producing a fine finish. (Wood cutting blades only)

Cat. No.	Length	Width	Thickness
DT8480	2095 mm	3 mm	0.6 mm
DT8481	2095 mm	12 mm	0.6 mm
DT8482	2095 mm	16 mm	0.6 mm
DT8483	2095 mm	6 mm	0.6 mm
DT8484	2095 mm	6 mm	0.6 mm
DT8485	2095 mm	12 mm	0.6 mm
DT8486	2095 mm	10 mm	0.6 mm

Planer Thicknesser Attachments

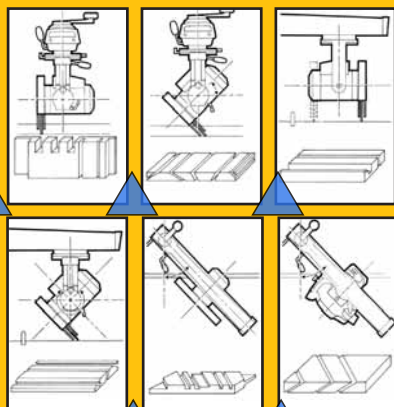
Cat. No.	Fits	Description
DE7330	DW733	1 pair of replacement knives
DE7333	D27300	1 pair of replacement knives



Exceptional Accuracy

The DEWALT radial arm saw is one of the most accurate, versatile and easy-to-use woodworking machines available. Add to this the fact that the radial arm saw is safe to use, extremely robust, highly reliable and has provision for adjustment to maintain accuracy throughout its long life. It is easy to understand why DEWALT radial arm saws will always be so popular with professional woodworkers.

With its multiposition rotating head the radial arm saw combines accuracy and versatility.

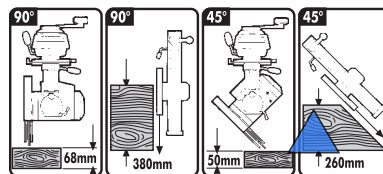


DW720K*

250 mm Radial Arm Saw



- Pre-assembled and adjusted, delivered in a wooden crate for maximum transportation protection. Reduced set-up times
- The unit can be easily and quickly set to crosscut, bevel, mitre or rip, providing versatility in many applications
- Simple yet positive controls and adjustment scales enable the width, depth and angle of cut to be set with accuracy in seconds
- Quiet maintenance free induction motor delivers high power at the maximum cutting capacities



Standard Equipment: 24 tooth SERIES 40® saw blade, Assembly Tools, Automatic Safety Return, Blade Brake, Legstand

*240 V only

DW720K*

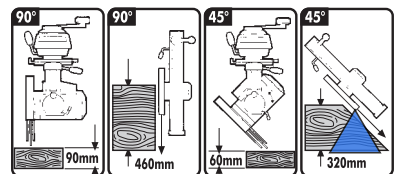
Power Input	1450 Watts
Power Output	1100 Watts
Blade Speed	2800 rpm
Blade Diameter	250 mm
Blade Bore	30 mm
Max. Cutting Speed	36 m/sec
Max. Ripping Width	640 mm
Max. Crosscut Capacity at 90°	380 mm
Max. Crosscut Capacity at 45°	260 mm
Max. Depth of Cut at 90°	68 mm
Max. Depth of Cut at 45°	50 mm
Weight	52.5 kg
Max. Depth of Cut [Saws]	68 mm
Max. Crosscut Capacity	380 mm
Depth x Length x Height	920 x 1130 x 1440 mm

DW725K*

300 mm Radial Arm Saw



- A free standing radial arm saw with 460 mm of crosscut capacity and 720 mm of rip capacity, this unit is also capable of 90 mm depth of cut
- Pre-assembled and adjusted, delivered in a wooden crate for maximum transportation protection
- Solid cast Iron arm and four roller bearings in the motor head assembly ensure high accuracy and durability
- Quiet maintenance free induction motor delivers high power even at the maximum capacity of the machine. Also available in three phase voltage for maximum power DW726K
- Simple yet positive controls and adjustment scales enable the width, depth and angle of cut to be set with accuracy in seconds



Standard Equipment: 32 tooth saw blade, Assembly tools, Automatic safety return, Blade brake, Legstand

*DW725K not available in the UK

DW725K*

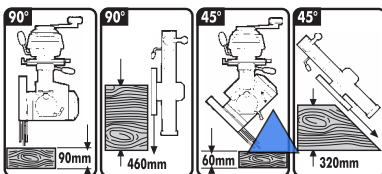
Power Input	2000 Watts
Power Output	1500 Watts
Blade Speed	3000 rpm
Blade Diameter	300 mm
Blade Bore	30 mm
Max. Cutting Speed	36 m/sec
Max. Ripping Width	720 mm
Max. Crosscut Capacity at 90°	460 mm
Max. Crosscut Capacity at 45°	320 mm
Max. Depth of Cut at 90°	90 mm
Max. Depth of Cut at 45°	60 mm
Weight	92 kg
Max. Depth of Cut [Saws]	90 mm
Max. Crosscut Capacity	460 mm
Depth x Length x Height	1100 x 1280 x 1470 mm

DW726K*

3 Phase 300 mm Radial Arm Saw



- A free standing radial arm saw with 460 mm of crosscut capacity and 720 mm of rip capacity, this unit is also capable of 90 mm depth of cut
- Pre-assembled and adjusted, delivered in a wooden crate for maximum transportation protection
- Solid cast Iron arm and four roller bearings in the motor head assembly ensure high accuracy and durability
- Quiet maintenance free 3 phase induction motor delivers maximum power even at the maximum capacity of the machine. Also available in single phase voltage as DW725
- Simple yet positive controls and adjustment scales enable the width, depth and angle of cut to be set with accuracy in seconds



Standard Equipment: 32 tooth saw blade, Assembly tools, Automatic safety return, Blade brake, Legstand

*DW726K not available in the UK

DW726K*

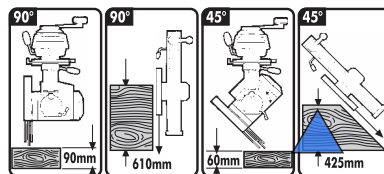
Power Input	3000 Watts
Power Output	2280 Watts
Blade Speed	3000 rpm
Blade Diameter	300 mm
Blade Bore	30 mm
Max. Cutting Speed	36 m/sec
Max. Ripping Width	720 mm
Max. Crosscut Capacity at 90°	460 mm
Max. Crosscut Capacity at 45°	320 mm
Max. Depth of Cut at 90°	90 mm
Max. Depth of Cut at 45°	60 mm
Weight	92 kg
Max. Depth of Cut [Saws]	90 mm
Max. Crosscut Capacity	460 mm
Depth x Length x Height	1100 x 1280 x 1470 mm

DW721K*

300 mm Radial Arm Saw



- Free standing radial arm saw with 610 mm of crosscut capacity, 870 mm of rip capacity and 90 mm depth of cut
- Pre-assembled and adjusted, delivered in a wooden crate for maximum transportation protection
- Strengthened column assembly and base arrangement supports the extra arm length
- Solid cast Iron arm and four roller bearings in the motor head assembly ensure high accuracy and durability
- Quiet maintenance free induction motor delivers high power even at the maximum cutting capacities of the machine. Also available in three phase voltage as DW722K
- Simple yet positive controls and adjustment scales enable the width, depth and angle of cut to be set with accuracy in seconds



Standard Equipment: 32 tooth saw blade, Assembly tools, Automatic safety return, Blade brake, Legstand

*240 V only

DW721K*

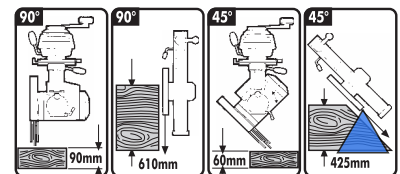
Power Input	2000 Watts
Power Output	1500 Watts
Blade Speed	2800 rpm
Blade Diameter	300 mm
Blade Bore	30 mm
Max. Cutting Speed	36 m/sec
Max. Ripping Width	870 mm
Max. Crosscut Capacity at 90°	610 mm
Max. Crosscut Capacity at 45°	425 mm
Max. Depth of Cut at 90°	90 mm
Max. Depth of Cut at 45°	60 mm
Weight	112 kg
Max. Depth of Cut [Saws]	90 mm
Max. Crosscut Capacity	348 mm
Depth x Length x Height	1200 x 1490 x 1470 mm

DW722K*

3 Phase 300 mm Radial Arm Saw



- Free standing radial arm saw with 610 mm of crosscut capacity, 870 mm of rip capacity and 90 mm depth of cut
- Pre-assembled and adjusted, delivered in a wooden crate for maximum transportation protection
- Strengthened column assembly and base arrangement supports the extra arm length
- Solid cast Iron arm and four roller bearings in the motor head assembly ensure high accuracy and durability
- Quiet maintenance free 3 phase induction motor delivers maximum power even at the maximum capacity of the machine. Also available in single phase voltage as DW721K
- Simple yet positive controls and adjustment scales enable the width, depth and angle of cut to be set with accuracy in seconds



Standard Equipment: 32 tooth saw blade, Assembly tools, Automatic safety return, Blade brake, Legstand

*DW722K not available in the UK

DW722K*

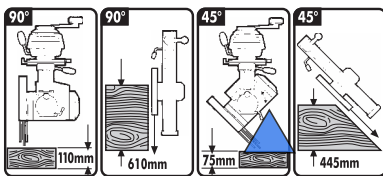
Power Input	3000 Watts
Power Output	2280 Watts
Blade Speed	3000 rpm
Blade Diameter	300 mm
Blade Bore	30 mm
Max. Cutting Speed	36 m/sec
Max. Ripping Width	870 mm
Max. Crosscut Capacity at 90°	610 mm
Max. Crosscut Capacity at 45°	425 mm
Max. Depth of Cut at 90°	90 mm
Max. Depth of Cut at 45°	60 mm
Weight	112 kg
Max. Depth of Cut [Saws]	90 mm
Max. Crosscut Capacity	348 mm
Depth x Length x Height	1200 x 1490 x 1470 mm

DW728K*

Single Phase 350 mm Radial Arm Saw



- The industrial radial arm saw, maximum performance in all modes. Unrivalled reputation in the professional woodworking industry
- Pre-assembled and adjusted, delivered in a wooden crate for maximum transportation protection. Reduced set up time
- Solid cast Iron arm machined to provide arm tracks with no inserts, increasing accuracy and life
- Simple yet positive controls and adjustment scales enable the width, depth and angle of cut to be set with accuracy in seconds
- Quiet maintenance free induction motor delivers high power even at the maximum cutting capacities of the machine. Also available in three phase voltage as DW729K
- Free standing radial arm saw with 610 mm of crosscut capacity, 920 mm of rip capacity and 110 mm depth of cut



Standard Equipment: 32 tooth saw blade, Assembly tools, Automatic safety return, Blade brake, Legstand
*240 V only

DW728K*

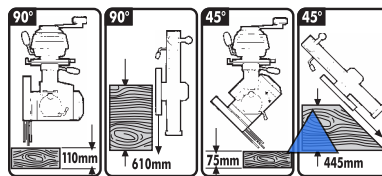
Power Input	2200 Watts
Power Output	1840 Watts
Blade Speed	2800 rpm
Blade Diameter	350 mm
Blade Bore	30 mm
Max. Cutting Speed	53 m/sec
Max. Ripping Width	920 mm
Max. Crosscut Capacity at 90°	348 mm
Max. Crosscut Capacity at 45°	445 mm
Max. Depth of Cut at 90°	110 mm
Max. Depth of Cut at 45°	75 mm
Weight	149 kg
Max. Depth of Cut [Saws]	110 mm
Max. Crosscut Capacity	348 mm
Depth x Length x Height	1170 x 1760 x 1370 mm

DW729K

3 Phase 350 mm Radial Arm Saw



- The industrial radial arm saw, maximum performance in all modes. Unrivalled reputation in the professional woodworking industry
- Pre-assembled and adjusted, delivered in a wooden crate for maximum transportation protection. Reduced set up time
- Solid cast Iron arm machined to provide arm tracks with no inserts, increasing accuracy and life
- Simple yet positive controls and adjustment scales enable the width, depth and angle of cut to be set with accuracy in seconds
- Quiet maintenance free three phase induction motor delivers maximum power even at the maximum capacity of the machine. Also available in single phase voltage as DW728K
- Free standing radial arm saw with 610 mm of crosscut capacity, 920 mm of rip capacity and 110 mm depth of cut



Standard Equipment: 32 tooth saw blade, Assembly tools, Automatic safety return, Blade brake, Legstand

DW729K

Power Input	4000 Watts
Power Output	3000 Watts
Blade Speed	2800 rpm
Blade Diameter	350 mm
Blade Bore	30 mm
Max. Cutting Speed	53 m/sec
Max. Ripping Width	920 mm
Max. Crosscut Capacity at 90°	348 mm
Max. Crosscut Capacity at 45°	445 mm
Max. Depth of Cut at 90°	110 mm
Max. Depth of Cut at 45°	75 mm
Weight	149 kg
Max. Depth of Cut [Saws]	110 mm
Max. Crosscut Capacity	348 mm
Depth x Length x Height	1170 x 1760 x 1370 mm

Attachments for Radial Arm Saws



DE3754



DE3749



DE3755

Cat. No. Description

DE1212	For use with DEWALT Routers
DE3450	Special mitre fence
DE3749	Sanding and dado guard for moulding head, dado head or sanding discs when used horizontally
DE3754	Automatic Head Return Spring For DW720/DW721/722
DE3755	Automatic Return Spring for DW729/DW728

SERIES 30® Blades



- Wedge shoulder protects carbide from nail impact.

Cat. No.	Blade Diameter	Bore Size	Kerf Thickness	Tooth Count	Grind Geometry	Rake Angle
DT1140	152 mm	20 mm	2,4 mm	12	Alternate Top Bevel	+20°
DT1141	152 mm	20 mm	2,4 mm	24	Alternate Top Bevel	+10°
DT1142	160 mm	20 mm	2,4 mm	18	Alternate Top Bevel	+20°
DT1143	160 mm	20 mm	2,4 mm	30	Alternate Top Bevel	+10°
DT1144	165 mm	30 mm	2,4 mm	18	Alternate Top Bevel	+20°
DT1145	165 mm	30 mm	2,4 mm	30	Alternate Top Bevel	+10°
DT1146	170 mm	30 mm	2,4 mm	18	Alternate Top Bevel	+20°
DT1147	170 mm	30 mm	2,4 mm	30	Alternate Top Bevel	+10°
DT1148	184 mm	30 mm	2,6 mm	18	Alternate Top Bevel	+20°
DT1149	184 mm	16 mm	2,6 mm	18	Alternate Top Bevel	+20°
DT1150	184 mm	30 mm	2,6 mm	30	Alternate Top Bevel	+10°
DT1151	184 mm	16 mm	2,6 mm	30	Alternate Top Bevel	+10°
DT1152	190 mm	30 mm	2,6 mm	18	Alternate Top Bevel	+20°
DT1153	190 mm	30 mm	2,6 mm	40	Alternate Top Bevel	+10°
DT1156	235 mm	30 mm	2,6 mm	24	Alternate Top Bevel	+20°
DT1157	235 mm	30 mm	2,6 mm	40	Alternate Top Bevel	+10°

SERIES 40® Portable Circular Saw Blades-General Purpose



- For all purpose rip and cross cutting in natural wood, plywood laminates, particleboard and MDF. Alternate top bevel geometry and positive rake angles allow the blades to cut at higher feed speeds. Ideal for both table and mitresaws.

Cat. No.	Blade Diameter	Bore Size	Kerf Thickness	Tooth Count	Grind Geometry	Rake Angle
DT1090	165 mm	20 mm	2 mm	48	Alternate Top Bevel	5°
DT1091	165 mm	20 mm	2 mm	40	Alternate Top Bevel	5°
DT4022	152 mm	20 mm	2.6 mm	18	Alternate Top Bevel	25°
DT4023	160 mm	20 mm	2.6 mm	24	Alternate Top Bevel	25°
DT4024	160 mm	30 mm	2.6 mm	24	Alternate Top Bevel	25°
DT4025	165 mm	16 mm	2.6 mm	24	Alternate Top Bevel	25°
DT4026	165 mm	20 mm	2.6 mm	24	Alternate Top Bevel	25°
DT4027	165 mm	30 mm	2.6 mm	24	Alternate Top Bevel	25°
DT4031	184 mm	16 mm	2.6 mm	28	Alternate Top Bevel	25°
DT4032	184 mm	20 mm	2.6 mm	28	Alternate Top Bevel	25°
DT4033	190 mm	30 mm	2.6 mm	28	Alternate Top Bevel	10°
DT4034	190 mm	20 mm	2.6 mm	28	Alternate Top Bevel	10°
DT4036	235 mm	30 mm	3.0 mm	28	Alternate Top Bevel	25°
DT4037	235 mm	25.4 mm	3.0 mm	28	Alternate Top Bevel	25°
DT4038	240 mm	30 mm	3.0 mm	28	Alternate Top Bevel	20°

SERIES 40® Portable Circular Saw Blades-Fast Rip



- For fast rip in natural wood. With Alternate top bevel grind geometry and aggressive rake angles, these blades are designed for fast cutting. Ideal for pre-sizing applications.

Cat. No.	Blade Diameter	Bore Size	Kerf Thickness	Tooth Count	Grind Geometry	Rake Angle
DT4004	152 mm	20 mm	2.6 mm	12	Alternate Top Bevel	25°
DT4005	160 mm	16 mm	2.6 mm	24	Alternate Top Bevel	25°
DT4006	160 mm	20 mm	2.6 mm	12	Alternate Top Bevel	25°
DT4007	165 mm	30 mm	2.6 mm	12	Alternate Top Bevel	25°
DT4011	184 mm	16 mm	2.6 mm	16	Alternate Top Bevel	25°
DT4012	184 mm	16 mm	2.6 mm	12	Alternate Top Bevel	25°
DT4013	190 mm	30 mm	2.6 mm	16	Alternate Top Bevel	25°
DT4015	235 mm	30 mm	3.0 mm	18	Alternate Top Bevel	25°
DT4016	240 mm	30 mm	3.0 mm	18	Alternate Top Bevel	20°

SERIES 40® Portable Circular Saw Blades-Fine Finish & Cross Cut


Cat. No.	Blade Diameter	Bore Size	Kerf Thickness	Tooth Count	Grind Geometry	Rake Angle
DT4053	150 mm	20 mm	2.6 mm	30	Alternate Top Bevel	10°
DT4055	152 mm	20 mm	2.6 mm	30	Alternate Top Bevel	10°
DT4056	160 mm	16 mm	2.6 mm	36	Alternate Top Bevel	10°
DT4057	160 mm	20 mm	2.6 mm	36	Alternate Top Bevel	10°
DT4058	170 mm	30 mm	2.6 mm	30	Alternate Top Bevel	10°
DT4059	180 mm	30 mm	2.6 mm	30	Alternate Top Bevel	10°
DT4061	184 mm	16 mm	2.6 mm	40	Alternate Top Bevel	10°
DT4062	184 mm	20 mm	2.6 mm	40	Alternate Top Bevel	10°
DT4063	184 mm	16 mm	2.6 mm	40	Alternate Top Bevel	10°
DT4064	190 mm	30 mm	2.6 mm	40	Alternate Top Bevel	10°
DT4065	190 mm	20 mm	2.6 mm	40	Alternate Top Bevel	10°
DT4067	235 mm	30 mm	3.0 mm	40	Alternate Top Bevel	10°
DT4068	235 mm	25.4 mm	3.0 mm	40	Alternate Top Bevel	10°
DT4069	240 mm	30 mm	3.0 mm	40	Alternate Top Bevel	20°

- DEWALT SERIES 40® circular saw blades deliver optimum performance across a wide variety of wood, composite materials and non-ferrous metals.
- For smooth cross cuts in plywood, softwood and all hardwoods. The alternate top bevel geometry with tuned grinding angles give a good surface finish.

SERIES 40® Portable Circular Saw Blades-Extra Fine Finish Aluminium Veneers & Plastic


Cat. No.	Blade Diameter	Bore Size	Kerf Thickness	Tooth Count	Grind Geometry	Rake Angle
DT4049	184 mm	30 mm	2.6 mm	48	Triple Chip Grind	-5°
DT4080	150 mm	16 mm	2.6 mm	40	Triple Chip Grind	-5°
DT4081	150 mm	20 mm	2.6 mm	40	Triple Chip Grind	-5°
DT4082	150 mm	30 mm	2.6 mm	40	Triple Chip Grind	-5°
DT4083	160 mm	16 mm	2.6 mm	48	Triple Chip Grind	-5°
DT4084	160 mm	20 mm	2.6 mm	48	Triple Chip Grind	-5°
DT4085	160 mm	30 mm	2.6 mm	48	Triple Chip Grind	-5°
DT4086	165 mm	16 mm	2.6 mm	48	Triple Chip Grind	-5°
DT4087	165 mm	20 mm	2.6 mm	48	Triple Chip Grind	-5°
DT4088	165 mm	30 mm	2.6 mm	48	Triple Chip Grind	-5°
DT4089	170 mm	30 mm	2.6 mm	48	Triple Chip Grind	-5°
DT4090	180 mm	20 mm	2.6 mm	48	Triple Chip Grind	-5°
DT4091	180 mm	30 mm	2.6 mm	48	Triple Chip Grind	-5°
DT4092	184 mm	16 mm	2.6 mm	48	Triple Chip Grind	-5°
DT4093	184 mm	20 mm	2.6 mm	48	Triple Chip Grind	-5°
DT4094	190 mm	30 mm	2.6 mm	48	Triple Chip Grind	-5°
DT4095	190 mm	20 mm	2.6 mm	48	Triple Chip Grind	-5°
DT4096	200 mm	30 mm	2.6 mm	56	Triple Chip Grind	-5°
DT4097	235 mm	30 mm	3.0 mm	56	Triple Chip Grind	-5°
DT4098	235 mm	25.4 mm	3.0 mm	56	Triple Chip Grind	-5°
DT4099	240 mm	30 mm	3.0 mm	56	Triple Chip Grind	-5°

- For extra fine cuts in plywood, veneers, softwood and hardwood. These blades are designed with a triple chip grind geometry which gives an excellent surface finish on the workpiece. The blades are tuned to avoid breakout on laminate materials.

SERIES 40® Stationary Circular Saw Blades-Fast Rip


Cat. No.	Blade Diameter	Bore Size	Plate Thickness	Kerf Thickness	Tooth Count	Grind Geometry	Rake Angle
DT4210	305 mm	30 mm	1.8 mm	2.6 mm	32	Alternate Top Bevel	-5°
DT4211	210 mm	30 mm	1.8 mm	2.6 mm	18	Alternate Top Bevel	25°
DT4213	250 mm	30 mm	2.2 mm	3.0 mm	24	Alternate Top Bevel	-5°
DT4214	260 mm	30 mm	1.8 mm	2.6 mm	24	Alternate Top Bevel	15°
DT4215	315 mm	30 mm	2.2 mm	3.0 mm	24	Alternate Top Bevel	10°

- For all purpose fast rip and cross cutting natural wood, plywood laminates, particleboard and MDF.
- Alternate top bevel geometry and positive rake angles allow the blades to cut at higher feed speeds.
- Ideal for both table and mitre saws.

SERIES 40® Stationary Circular Saw Blades-General Purpose



Cat. No.	Blade Diameter	Bore Size	Plate Thickness	Kerf Thickness	Tooth Count	Grind Geometry	Rake Angle
DT4221	210 mm	30 mm	1.8 mm	2.6 mm	24	Alternate Top Bevel	-5°
DT4222	216 mm	30 mm	1.8 mm	2.6 mm	24	Alternate Top Bevel	-5°
DT4223	216 mm	30 mm	1.8 mm	2.6 mm	48	Alternate Top Bevel	-5°
DT4224	230 mm	30 mm	2.2 mm	3.0 mm	28	Alternate Top Bevel	25°
DT4225	230 mm	30 mm	2.2 mm	3.0 mm	40	Alternate Top Bevel	10°
DT4226	250 mm	30 mm	2.2 mm	3.0 mm	30	Alternate Top Bevel	20°
DT4227	250 mm	30 mm	2.2 mm	3.0 mm	30	Alternate Top Bevel	10°
DT4228	250 mm	30 mm	2.2 mm	3.0 mm	40	Alternate Top Bevel	10°
DT4229	300 mm	30 mm	2.2 mm	3.0 mm	48	Alternate Top Bevel	10°
DT4230	305 mm	30 mm	2.2 mm	3.0 mm	36	Alternate Top Bevel	-5°

SERIES 40® Stationary Circular Saw Blades-Fine Finish & Cross Cut



Cat. No.	Blade Diameter	Bore Size	Plate Thickness	Kerf Thickness	Tooth Count	Grind Geometry	Rake Angle
DT4250	210 mm	30 mm	1.8 mm	2.6 mm	40	Alternate Top Bevel	10°
DT4252	210 mm	30 mm	1.8 mm	2.6 mm	48	Alternate Top Bevel	-5°
DT4253	210 mm	30 mm	1.8 mm	2.6 mm	56	Triple Chip Grind	-5°
DT4254	215 mm	30 mm	1.8 mm	2.6 mm	60	Triple Chip Grind	-5°
DT4255	216 mm	30 mm	1.8 mm	2.6 mm	60	Alternate Top Bevel	-5°
DT4256	230 mm	30 mm	2.2 mm	3.0 mm	56	Triple Chip Grind	-5°
DT4257	250 mm	30 mm	2.2 mm	3.0 mm	60	Alternate Top Bevel	10°
DT4258	260 mm	30 mm	1.8 mm	2.6 mm	48	Alternate Top Bevel	10°
DT4259	300 mm	30 mm	2.2 mm	3.0 mm	60	Alternate Top Bevel	10°
DT4260	305 mm	30 mm	1.8 mm	2.6 mm	60	Alternate Top Bevel	-5°
DT4261	305 mm	30 mm	2.2 mm	3.0 mm	60	Alternate Top Bevel	-5°

- For smooth cross cuts in plywood, softwood and all hardwoods.
- The Alternate top bevel and triple chip grind geometry with tuned grinding angles give a good surface finish.

SERIES 40® Stationary Circular Saw Blades-Veneers, Aluminium & Plastics



Cat. No.	Blade Diameter	Bore Size	Plate Thickness	Kerf Thickness	Tooth Count	Grind Geometry	Rake Angle
DT4280	260 mm	30 mm	1.8 mm	2.6 mm	80	Triple Chip Grind	-5°
DT4281	300 mm	30 mm	2.2 mm	3.0 mm	80	Triple Chip Grind	-5°
DT4282	250 mm	30 mm	2.2 mm	3.0 mm	96	Triple Chip Grind	-5°
DT4283	305 mm	30 mm	1.8 mm	2.6 mm	80	Triple Chip Grind	-5°
DT4285	210 mm	30 mm	1.8 mm	2.6 mm	80	Triple Chip Grind	-5°
DT4286	216 mm	30 mm	1.8 mm	2.6 mm	80	Triple Chip Grind	-5°
DT4287	250 mm	30 mm	2.2 mm	3.0 mm	80	Triple Chip Grind	-5°
DT4288	305 mm	30 mm	2.2 mm	3.0 mm	80	Triple Chip Grind	-5°
DT4289	315 mm	30 mm	2.2 mm	3.0 mm	80	Triple Chip Grind	-5°
DT4290	305 mm	30 mm	2.2 mm	3.0 mm	96	Triple Chip Grind	-5°
DT4291	350 mm	30 mm	2.2 mm	3.0 mm	96	Triple Chip Grind	-5°

- For extra fine cuts in plywood, veneers, softwood and hardwood.
- These blades are designed with triple chip grind geometry which gives an excellent surface finish on the workpiece.
- The blades are tuned to avoid breakout on laminate materials and are suitable for aluminium.

SERIES 40® Stationary Circular Saw Blades-Radial Arm




Cat. No.	Blade Diameter	Bore Size	Plate Thickness	Kerf Thickness	Tooth Count	Grind Geometry	Rake Angle
DT4201	250 mm	30 mm	2.2 mm	3.0 mm	24	Flat Top Depth Limiter	10°
DT4202	250 mm	30 mm	1.8 mm	2.8 mm	24	Flat Top Depth Limiter	10°
DT4203	350 mm	30 mm	2.2 mm	3.0 mm	36	Flat Top Depth Limiter	10°
DT4204	300 mm	30 mm	2.2 mm	3.0 mm	32	Flat Top Depth Limiter	10°

- Blades designed for use on radial arm saws.
- All blades have depth limiting feature which together with the flat top grind provides a fast accurate cut.

SERIES 60® Stationary Circular Saw Blades-Fast Rip


Cat. No.	Blade Diameter	Bore Size	Plate Thickness	Kerf Thickness	Tooth Count	Grind Geometry	Rake Angle
DT4310	216 mm	30 mm	1.8 mm	2.6 mm	24	Alternate Top Bevel	-5°
DT4311	250 mm	30 mm	2.2 mm	3.0 mm	24	Flat Top	10°
DT4312	260 mm	30 mm	1.8 mm	2.6 mm	24	Alternate Top Bevel	15°
DT4314	300 mm	30 mm	2.2 mm	3.0 mm	30	Alternate Top Bevel	10°
DT4317	400 mm	30 mm	2.5 mm	3.0 mm	36	Alternate Top Bevel	10°

- For fast rip in natural wood.
- With alternate top bevel or flat top grind geometry and aggressive rake angles these blades are designed for fast cutting.
- Ideal for pre-sizing applications

SERIES 60® Stationary Circular Saw Blades-General Purpose


Cat. No.	Blade Diameter	Bore Size	Plate Thickness	Kerf Thickness	Tooth Count	Grind Geometry	Rake Angle
DT4320	216 mm	30 mm	1.8 mm	2.6 mm	48	Alternate Top Bevel	-5°
DT4321	250 mm	30 mm	2.2 mm	3.0 mm	30	Alternate Top Bevel	10°
DT4322	250 mm	30 mm	2.2 mm	3.0 mm	40	Alternate Top Bevel	10°
DT4323	250 mm	30 mm	2.2 mm	3.0 mm	48	Alternate Top Bevel	10°
DT4324	260 mm	30 mm	1.8 mm	2.6 mm	48	Alternate Top Bevel	10°
DT4327	300 mm	30 mm	2.2 mm	3.0 mm	48	Alternate Top Bevel	10°
DT4328	300 mm	30 mm	2.2 mm	3.0 mm	60	Alternate Top Bevel	10°
DT4329	300 mm	30 mm	2.2 mm	3.0 mm	60	Triple Chip Grind	10°
DT4330	305 mm	30 mm	2.2 mm	3.0 mm	36	Alternate Top Bevel	-5°
DT4331	305 mm	30 mm	2.2 mm	3.0 mm	60	Alternate Top Bevel	-5°
DT4332	315 mm	30 mm	2.2 mm	3.0 mm	48	Alternate Top Bevel	10°
DT4333	350 mm	30 mm	2.2 mm	3.0 mm	42	Alternate Top Bevel	10°
DT4334	350 mm	30 mm	2.2 mm	3.0 mm	54	Alternate Top Bevel	10°
DT4338	400 mm	30 mm	2.5 mm	3.5 mm	60	Alternate Top Bevel	10°
DT4340	305 mm	30 mm	2.2 mm	3.0 mm	48	Alternate Top Bevel	10°

- High precision laser manufacture ensures a flat blade body.
- Anti-vibration slots reduce plate distortion.
- Engineered expansion slots prevent blade overheating and warping.
- Extra-large carbide tips resharpenable up to 20 times.

SERIES 60® Stationary Circular Saw Blades-Fine Finish & Cross Cut


Cat. No.	Blade Diameter	Bore Size	Plate Thickness	Kerf Thickness	Tooth Count	Grind Geometry	Rake Angle
DT4350	216 mm	30 mm	1.8 mm	2.6 mm	60	Alternate Top Bevel	-5°
DT4351	250 mm	30 mm	2.2 mm	3.0 mm	60	Alternate Top Bevel	10°
DT4352	250 mm	30 mm	2.2 mm	3.0 mm	60	Triple Chip Grind	-5°
DT4353	250 mm	30 mm	2.2 mm	3.0 mm	80	Alternate Top Bevel	10°
DT4354	250 mm	30 mm	2.2 mm	3.0 mm	80	Alternate Top Bevel	-5°
DT4357	300 mm	30 mm	2.2 mm	3.0 mm	72	Triple Chip Grind	10°
DT4358	315 mm	30 mm	2.2 mm	3.0 mm	72	Alternate Top Bevel	10°
DT4359	350 mm	30 mm	2.2 mm	3.0 mm	80	Triple Chip Grind	-5°
DT4360	350 mm	30 mm	2.2 mm	3.0 mm	84	Alternate Top Bevel	10°

- For smooth cross cuts in plywood, softwood and hardwoods.
- The alternate top bevel and triple chip grind geometry with tuned grinding angles give a good surface finish.

SERIES 60® Stationary Circular Saw Blades-Veneers & Plastics

- For extra fine cuts in plywood, veneers, softwood and hardwood.
- These blades are designed with a triple chip grind geometry which gives an excellent surface finish on the workpiece.
- These blades are tuned to avoid breakout on laminate materials.
- THESE BLADES ARE NOT SUITABLE FOR ALUMINIUM.

Cat. No.	Blade Diameter	Bore Size	Plate Thickness	Kerf Thickness	Tooth Count	Grind Geometry	Rake Angle
DT4370	216 mm	30 mm	1.8 mm	2.6 mm	60	Triple Chip Grind	-5°
DT4371	216 mm	30 mm	1.8 mm	2.6 mm	80	Triple Chip Grind	-5°
DT4372	250 mm	30 mm	2.2 mm	3.0 mm	80	Triple Chip Grind	-5°
DT4373	250 mm	30 mm	2.2 mm	3.0 mm	80	Triple Chip Grind	10°
DT4376	300 mm	30 mm	2.2 mm	3.0 mm	96	Triple Chip Grind	10°

SERIES 60® Stationary Circular Saw Blades-Radial Arm



- Blades designed for use on radial arm saws.
- All blades have depth limiting feature which together with flat top grind provides a fast accurate cut.

Cat. No.	Blade Diameter	Bore Size	Plate Thickness	Kerf Thickness	Tooth Count	Grind Geometry	Rake Angle
DT4301	250 mm	30 mm	2.2 mm	3.0 mm	24	Flat Top Depth Limiter	10°
DT4305	350 mm	30 mm	2.2 mm	3.0 mm	36	Flat Top Depth Limiter	10°

SERIES 60® Stationary Circular Saw Blades-Aluminium



- Designed specifically for use on aluminium, with triple chip grind geometry and specially tuned angles for a smooth, accurate finish.

Cat. No.	Blade Diameter	Bore Size	Plate Thickness	Kerf Thickness	Tooth Count	Grind Geometry	Rake Angle
DT4374	250 mm	30 mm	2.2 mm	3.0 mm	96	Triple Chip Grind	-5°
DT4375	260 mm	30 mm	2.2 mm	3.0 mm	80	Triple Chip Grind	-5°
DT4377	300 mm	30 mm	2.2 mm	3.0 mm	80	Triple Chip Grind	-5°
DT4378	300 mm	30 mm	2.2 mm	3.0 mm	96	Triple Chip Grind	-5°
DT4379	305 mm	30 mm	2.2 mm	3.0 mm	80	Triple Chip Grind	-5°

Insert Rings



Cat. No.	Outside Diameter	Inside Diameter	Thickness	Pack Qty
DT1094	30 mm	16 mm	1.8 mm	10
DT1095	30 mm	20 mm	1.8 mm	10
DT1096	30 mm	25 mm	1.8 mm	10
DT1099	30 mm	25 mm	2.2 mm	10

GLOVES

PERFORMANCE 1



PERFORMANCE 2



PERFORMANCE 4



RIGGER



GRIPPER



FINGER FRAMERS GLOVE



GEL PALM POWERTOOL GLOVE



showerproof



thermal properties



knee pad pocket



oil resistant



nail / tool pocket



longer back



fold away hood



internal phone pocket



articulated stitch detail



interactive zip



colour retention



pre twisted yarn for dimensional stability

CLOTHING

NEW · NEW · NEW · NEW · NEW · NEW · NEW · NEW

SITE JACKET



PADDED GILET



GORE-TEX 3 IN 1 JACKET



WINDSTOPPER FLEECE



MULTI POCKET TROUSER



TECHNICAL FLEECE



POLO SHIRT



BELT



COOLSKYN POLO SHIRT



HOODED SWEATSHIRT



MULTI POCKET SHORT



SOCKS X 2 PAIRS



Wool Beanie Hat



KNEE PAD



machine washable



reduces vibration



abrasion resistance



gel cushioning



100% tough

FOOTWEAR

MAXI



EXPLORER



APPRENTICE



IMPACT



VELOCITY



CARBIDE



GRINDER



TORQUE



LASER



TRAINER



CHALLENGER2



CHALLENGER2



BEVEL



EXTREME



EXTREME



LOGIC TAUPE



COMPRESSOR



PANTHER



All models may not be available in this region
 For a full list of products please contact the distributor
 STERLING SAFETYWEAR LTD
 Tel: 01933 353 672 Fax: 01933 359 149
 E-mail: sales@sterlingsafetywear.co.uk

EYEWEAR

REINFORCER™



resistant to
200 joules



chemical
resistant



oil
resistant

PROTECTOR™



double
density
seat
region



antistatic



penetration
resistance



water
resistance

DEWALT INFINITY



heat
resistant
to 300°C



anti-fog
coating

99.9% UVA
& UVB
protection



scratch
resistant
hardcoat

5 - STAR AGENTS:

- OFFERING FULL REPAIR SERVICE
- COMPREHENSIVE RANGE OF SPARE PARTS
- RAPID REPAIR COMPLETED WITHIN 48 HOURS
- FACTORY TRAINED TECHNICIANS
- FOR MORE INFORMATION PLEASE SEE PAGES 6 AND 7

***** = 5 - STAR SERVICE AGENTS

[Other agents, not carrying this 5 Star symbol, may not provide all services available]



SERVICE AGENT NETWORK

AVON			GLOUCESTERSHIRE		
BRISTOL	BELL TOOLS	0117 969 0288	GLOUCESTER	SERVATOOL	01452 411045
PAULTON	BROWN & PARTNERS	01761 418614	MITCHELDEAN	TOOLITE	01594 544521
BEDFORDSHIRE			GREATER MANCHESTER		
LUTON	HARTS 4 TOOLS LTD	01582 505688	LEIGH	TOOL & FIX	01942 677111
TODDINGTON	JP SERVICES	01525 872574	MANCHESTER	ELECTRIC POWER & EQUIPMENT	0161 872 1619
BERKSHIRE			ROCHDALE	ROCHDALE RE-TOOL LTD *****	01706 711430
ALDERMASTON	ALDERMASTON TOOLS *****	0118 981 6215	STOCKPORT	WRIGHT HIRE	0161 427 6817
BUCKINGHAMSHIRE			GUERNSEY		
HIGH WYCOMBE	ISAAC LORD *****	01494 835262	ST SAMPSONS	PROJECT HIRE & SALES	01481 242047
CAMBRIDGESHIRE			HAMPSHIRE		
PETERBOROUGH	CBS POWER TOOLS	01733 343031	ALDRSHOT	BURCH & HILLS	01252 334422
ST NEOTS	HIRE OR BUY GROUP *****	01480 217069	SOUTHAMPTON	SALLCO TOOLS *****	023 8073 9653
CHESHIRE			WINCHESTER	SOUTHERN POWER TOOL SERVICES	01962 863507
CREWE	P.E.T HIRE CENTRE LTD	01270 582222	HEREFORDSHIRE		
WIDNES	POWER TOOL CENTRE *****	0151 424 4545	HEREFORD	PEN TOOLS	01432 273018
CLEVELAND			HERTFORDSHIRE		
MIDDLESBROUGH	BUCK & HICKMAN *****	01642 240116	KINGS LANGLEY	TAYLORS TOOLS	01923 268355
MIDDLESBROUGH	CLEVELAND WOODCRAFT	01642 813103	LETCHWORTH	AC SUPPLY	01462 481 808
CORNWALL			HUMBERSIDE		
HELSTON	CELTIC ENGINEERING	01326 561857	HULL	G WARDILL *****	01482 442188
ST DENNIS	MID CORNWALL SAW SERVICES	01726 822289	ISLE OF MAN		
CUMBRIA			BRADDAN	WHITTAKER TRADING *****	01624 627122
CARLISLE	WM PLANT *****	01228 536391	ISLE OF WIGHT		
DERBYSHIRE			NEWPORT	ITS TOOLS *****	01983 526344
DERBY	JAYMAC (THE TOOL SHOP) *****	01332 755799	SANDOWN	ISLAND POWER TOOLS	01983 404546
DERBY	D.I.P.T	01332 680100	JERSEY		
DEVON			ST HELIER	BG ROMERIL	01534 738806
NEWTON ABBOT	TOOLFIX *****	01626 362129	KENT		
PLYMOUTH	PLYMOUTH TOOLS & SPARES	01752 361474	MARGATE	GOODWINS POWER TOOLS *****	01843 220966
DORSET			LANCASHIRE		
BRIDPORT	FOWLER HIRE & SALES	01308 424269	BLACKPOOL	BLACKPOOL POWER TOOLS *****	01253 393577
CHRISTCHURCH	THE TOOL STORE	01202 486240	BOLTON	J&B ELECTRIC	01204 523590
ESSEX			BURNLEY	SUTCLIFFE TOOL COMPANY	01282 433244
LEIGH ON SEA	MARSHALL & PARSONS *****	01702 470100	CHORLEY	CDF SUPPLIES *****	01257 274776
WESTCLIFFE-ON-SEA	TOOL-LINE *****	01702 391791	MORCAMBE	CFM INDUSTRIAL SUPPLIES	01524 69112
			PRESTON	DPR RETAIL	01772 796244
			PRESTON	SPEEDWELL TOOLS *****	01772 252951
			WIGAN	ENTWISTLE & JOYNT *****	01942 527477



SERVICE AGENT NETWORK

LEICESTERSHIRE

LEICESTER	CROMWELL TOOLS	0116 257 2397
LEICESTER	TERRATRUCK *****	01162 662456

LINCOLNSHIRE

BOSTON	J CARR & SONS	01205 351555
GRIMSBY	CROMWELL APEX INDUSTRIAL	01472 241144
LINCOLN	JACKSON BUILDING CENTRE	01522 511115
LINCOLN	POWER TOOL SOLUTIONS *****	01522 535352

LONDON

LEYTON	TOUCAN TOOL COMPANY	020 8556 6060
NORTH WEST	HARROW TOOL COMPANY	020 8969 8237
ROTHERHITHE	LONDON POWER TOOLS	0207 237 9884

MERSEYSIDE

LIVERPOOL	POWER TOOL CENTRE	0151 207 1400
-----------	-------------------	---------------

MIDDLESEX

BRENTFORD	N & J TOOLS *****	0208 560 0885
HOUNSLOW	QR TOOLS	020 8570 2103
NORTHOLT	JAYCEE TOOLS	020 8841 1099

NORFOLK

NORWICH	CAN FIXINGS LTD	01603 404964
NORWICH	POWER TOOL SERVICES	01603 722077

NORTHAMPTONSHIRE

NORTHAMPTON	MTS POWER TOOLS	01604 751688
RUSHDEN	KINGTOOLS	01933 410900

NORTHERN IRELAND

BALLYMENA	DIAMOND FIXINGS & TOOLS *****	028 2582 2877
BELFAST	S. I. A. AGENCIES *****	028 9024 6461
CO FERMANAGH	POWER TOOL CENTRE	028 6638 7445
COLERAINE	CP HIRE LTD	028 7034 4313
COLERAINE	WELDTEC *****	028 7032 9523
MALLUSK	McBRIDE TOOL SERVICES *****	028 9084 1688
STRABANE	LINTON AND ROBINSON	028 7138 4920

NOTTINGHAMSHIRE

NEWARK	TOOLSURE *****	01636 613121
NOTTINGHAM	POWER TOOLS PLUS	0115 940 4414

OXFORDSHIRE

EYNSHAM	OXON FASTENINGS	01865 884022
---------	-----------------	--------------

REPUBLIC OF IRELAND

CLONMEL	PAT CLEERE	052 24096
CORK	CORK POWER TOOLS *****	021 454 2222
DUBLIN	PARAGON POWER TOOLS *****	01 459 6888
GALWAY	CAULFIELD INDUSTRIAL *****	091 795000
LIMERICK	ERS (LIMERICK) *****	061 417070
LONGFORD	SEALTEC IND SUPPLIES	043 41168
MAYO	CASTLEBAR TOOL HIRE	094 9022159
MILLTOWN	TOOL-LINE	066 9767907
MONAGHAN	SMP HIRE	047 82786
MOUNTMELLICK	BIZ E QUIP *****	057 86 79832
MULLINGAR	CHRIS LYNCH HIRE *****	044 93 40678

SCOTLAND

ABERDEEN	GRAMPIAN POWER TOOLS	01244 639617
AYR	POWERCRAFT	01292 287963
DUNDEE	BUILD CENTER IRONMONGERY	01382 458918
DUNDEE	LAWNTECH	01382 459459
DUNFERMLINE	ENGINEERING AGENCIES *****	01383 721677
EDINBURGH	CLAREMONT ELECTRICAL	0131 553 1688
EDINBURGH	SIIS POWER SUPPLIES	0131 553 6633
GLASGOW	CAMPBELL MILLER	0141 954 9557
GLASGOW	THE SAW CENTRE	0141 429 4444
GLASGOW	ELCOCKS LTD *****	0141 882 7454
GLASGOW	R & J SAW SERVICES *****	0141 551 8800
INVERNESS	HIGHLAND INDUSTRIAL SUPPLIES	01463 239160
PERTH	DIAMOND IND SUPPLIES	01738 444400
PETERHEAD	ASHBURTON INDUSTRIAL	01779 481000
TULLIBODY	ALLOA HIRE CENTRE	01259 218103

SHETLAND ISLES

LERWICK	B H GIFFORD MACHINERY	01595 690440
---------	-----------------------	--------------

SOMERSET

YEovil	MILES TOOLS & MACHINERY *****	01935 421281
--------	-------------------------------	--------------

STAFFORDSHIRE

CANNOCK	HEATH HAYES MARINE	01543 275048
---------	--------------------	--------------



SERVICE AGENT NETWORK

SURREY

BRIGHTON	BRIGHTON TOOLS & FIXINGS	01273 620456
CROYDON	SHAW ELECTRICAL	0208 688 0491
HOVE	POWER TOOL SUPPLIES	01273 420111
REDHILL	FIXINGS & POWER TOOL CENTRE *****	01293 820088
TOLWORTH	N & J TOOLS *****	0208 399 6411

TYNE & WEAR

NEWCASTLE	LORD HIRE CENTRES *****	0191 265 3880
NEWCASTLE	TYNE TEES POWER TOOLS	0191 265 9054

WALES

CARDIFF	DATA POWER TOOLS *****	029 2059 5710
CARMARTHEN	TIMBERMAN	01267 232621
COLWYN BAY	FIXIT POWER TOOLS *****	01492 530391
SWANSEA	CME *****	01639 845184
SWANSEA	CNS POWER TOOLS	01792 798300
WREXHAM	AUSTIN EAMES	01978 261095
WREXHAM	WREXHAM POWER TOOLS	01978 66001

WARWICKSHIRE

LEAMINGTON SPA	LEAMINGTON PLANT	01926 451212
----------------	------------------	--------------

WEST MIDLANDS

BIRMINGHAM	ALAN LORD IND SUPPLIES	0121 328 6033
BIRMINGHAM	PRICE TOOL SALES *****	0121 689 2000
COVENTRY	ECA SUPPLIES *****	02476 602080

YORKSHIRE

BRIGHOUSE	A ONE TOOLS & FIXINGS *****	01484 710282
DONCASTER	LEE GARTH TOOLS	01302 811888
DRIFFIELD	ELCOCKS LTD	01377 256666
ELLAND	BANSON TOOL HIRE	01422 254999
LEEDS	BARON BROS *****	01132 707454
LEEDS	FIRTH POWERFIX	0113 242 0064
NORMANTON	ABBEY IND SOLUTIONS	01924 884254
SHEFFIELD	ALLTOOLS *****	01142 434430
SHEFFIELD	POWERTECH *****	0114 247 4080
YORK	ELCOCKS LTD *****	01904 611100