

Kelp Ecosystem Ecology Network (KEEN)

- Gulf of Maine Species Guide -

Compiled by Katy Bland, Byrnes Lab, UMass Boston
Updated August 11, 2014

Table of Contents

- Part 1: Green and Brown Algae
- Part 2: Red Algae and Marine Plants
- Part 3: Cnidarians and Bryozoans
- Part 4 : Molluscs, Echinoderms, Arthropods
- Part 5: Sponges and Tunicates
- Part 6: Fish and Annelids
- Part 7: Photo Sources

Sample ID

Genus species (CODE)

Common name

- Defining feature
- Survey method documented in



Chlorophyta – Green Algae

Codium fragile (COF)

Green Fleece

- fingers
- UPC



Filamentous Green (FG)

- Wiry/hairy/tufty, no vesicles
- UPC



Green Algae

Blady Ulvoid (UV)

Sea Lettuce

- lettuce
- UPC



Tubular Ulvoid (TUV)

Sea Lettuce

- lettuce
- UPC




Phaeophyta – Brown Algae

Agarum clathratum (AGCL)

Shotgun Kelp

- Many regular holes
- <5cm = Juvenile (**AGJ**)
- Quads, UPC, Kelp



Alaria esculenta (ALES)

Winged Kelp

- Distinctive midrib
- <10cm = Juvenile (**ALJ**)
- Quads, UPC, Kelp



Arthrocladia villosa (ARVI)

- Hairs, branching, tubular
- UPC



Ascophyllum nodosum (ASDI)

Knotted Wrack

- Narrow, ribless blades with bladders
- UPC



UNID Juv Laminariales Blade (BLD)

- <10cm kelps
- Quads



Chorda filum (CHFI)

Chord weed

- Long smooth rope, not fuzzy
- Quad, UPC, Swath



Green Algae

Colpomenia peregrina (COPE)

Sea Potato

- Potato-like sacs
- Quads, UPC



Desmerestia aculeata (DEAC)

Sour Weed

- Coarse, alternate branches
- Quads, UPC



Desmarestia viridis (DEVI)

Stink Weed

- Fine, opposite branches
- Quads, UPC



Diatom Tube Mat (DIAT)

- UPC
-

Halosiphon tomentosus (HATO)

Hairy Shoelace

- Long and fuzzy rope
- Quads, UPC, Swath



Fucus distichus (FUDI)

Sea Wrack

- No bladders
- UPC



Laminaria digitata (LADI)

Fingered Kelp

- Hand-like
- <10cm = Juvenile (**LDJ**)
- Quads, UPC, Kelp



Leathesia marina (LEMA)

Sea Cauliflower

- Stiff, brain like
- UPC



Saccorhiza dermatodea (SADE)

Oar Weed

- Oar-like, flat and scuzzy
- <10cm = Juvenile (**SDEJ**)
- Quads, UPC



Saccharina sp. (SL)

Sugar Kelp/Sea Belt

- (latissima and longicuris)
- Lasagna-like blade
- <10cm = Juvenile (**SLJ**)
- Quads, UPC



Rhodophyta – Red Algae

Ahnfeltia plicata (AHPL)

Landlady's Wig

- Irregular branching
- UPC



Bonnemaisonia hamifera (BOHA)

Hooked Weed

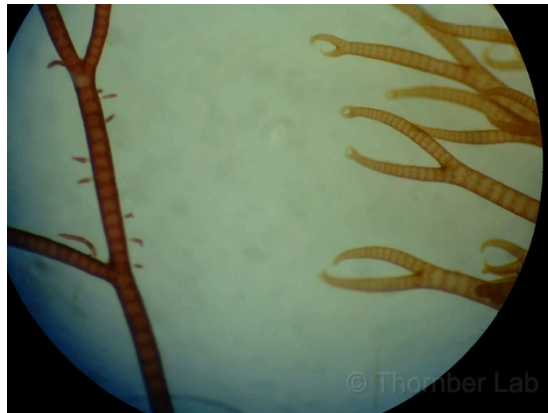
- hooks
- UPC




Ceramium sp. (CRSP)

Banded Weed

- Pincers, corticated
- UPC



Chondrus crispus (CHCR)



Irish Moss


- Flat blade, fan like branching
- UPC



Coccotylus truncatus (COTR)

Irish Moss

- thin, cylindrical then flat, wide blade
- UPC



Cystoclonium purpureum (CYPU)

Purple Claw Weed

- Bristly, cylindrical fronds
- UPC



Dumontia contorta (DUCO)

Tubular Weed

- Flat cylinders
- UPC



Euthora cristata (EUCR)

Delicate Northern Sea Fan

- Flat branching blades, lacy
- UPC



Heterosiphonia japonica (HJ)

Japanese Red Algae

- Bushy, feathery
- UPC



Mastocarpus stellatus (MAST)

False Irish Moss

- Pappilate, channeled fronds
- UPC



Palmaria palmata (PAPA)

Dulce

- fingers
- UPC



Phycodrys rubens (PHRU)

Sea Oak

- Oak-like leaf, midrib
- UPC



Polysiphonia spp. (POLS)

Lobster Horns

- Fine branched filaments
- UPC



Polyides rotundus (PORO)

Goat Tang

- Cylindrical fronds, pointed apices
- UPC



Porphyra spp. (PORS)

- Red ulva, thin
- UPC



Ptilota serrata (PTSE)

Northern Sea fern

- Branches with branchlets
- Cryptic Fish




Red Algal Turf (RAT)

- Thin UNID mat many spp.
 - UPC
-

Spermothamnion repens (SPRE)

- Bushy red tufts
- UPC



Corallina officinalis (CO)

- Coral Weed**
- Feathers, hard
 - UPC



Unid Red Blade (URB)

- UPC
-

Unid Filamentous Red (UFR)

- UPC
-

Coralline Red Aglae


Hildenbrandia rubra (HIRU)

- Non calcified crust
- UPC




Clathromorphum circumscriptum (CLCI)

- Smooth and thick
- UPC




Lithophyllum spp. (LESP)

- Smooth, chalky
- UPC



Leptophyllum spp. (LESP)


- Thin, no band
- UPC



Phymatolithon spp. (PHSP)

Rock Branch Algae

- Thin, white band
- UPC



Lithothamnion glaciale (LIGL)

- Bumpy, pink
- UPC



Titanoderma spp. (TISP)

- Epiphytic
- UPC



Unid Encrusting Coralline (EC)

- UPC
-

Tracheophyta – Marine Plants

Zostera (ZOMA)

Marine Eelgrass

- Long, ribbon leaves
- UPC



Bryozoans

Bugula sp. (BUSP)

- UPC
-

Bugula fulva (BUFU)

- Bushy, non spiraling tufts
- UPC



Bugula turrita (BUTU)

Spiral Tufted Bryozoan

- X mas tree
- UPC



Bugula neritina (BUNE)

- purple
- UPC



Crisia eburnea (CREB)

- Tufted Ivory Corraline**
- Fragile white tufts
 - UPC



Dendrobeatia murrayana (DEMU)

- Leafy, straw-colored, ribbon shaped
- UPC



Electra pilosa (ELPI)

Hairy Sea Mat

- White star patches, hairy
- Quad



Lichenopora verrucaria (LIVE)


- Thick in middle, white
- UPC



Mambranipora membranacea (MEMA)

Sea Lace

- Lacy epizootic
- UPC



Schizoporella unicornis (SCUN)

Single Horn Bryozoan

- Bumpy, orange and white, round zooids



Schizomavella auriculata (SCAU)

- Bumpy, solid orange, round zooids
- UPC



Tincellaria inopinata (TRIN)

- Crunchy arborescent
- UPC



Unid Arborescent Bryozoans (UAB)

- UPC
-

Cnidarians

→ Medusozoa

Abietinaria abietina (ABAB)

Sea fir

- Corticated, unbranched main stem, coarse
- UPC



Ectopleura sp. (ECSP)

Pink hearted hydroid

- Grey to pink, bushy growths
- UPC



Obelia spp. (OBSP)


- delicate
- UPC



Sertularia sp. (SESP)

Sea Fir

- Bushy corticated
- UPC



Haliclystus spp. (HASP)

Stalked Jellyfish

- Upside-down, attached jelly
- UPC



Unid Hydroid spp.

- UPC
-

Cnidarians

→ Anthozoa

Alcyonium digitatum (ALDI)

Dead man's fingers


- White fingers, irregular masses
- Swath



Astrangia danae (ASDA)

Star Coral

- Off white to pink, hard
- Swath



Cerianthus borealis (CEBO)

Northern cerianthid

- Two tentacle whorls, in sand
- UPC, Swath



Fagesia lineata (FALI)

Tiny White Anemone

- Small, white
- UPC



Gersemia rubiformis (GERU)

Sea Strawberry

- Knobby clumps
- Swath



Metridium senile (MESE)

Clonal Plumose Anemone

- White frilled
- Quads, UPC



Uticina feline (URFE)

Northern Red Anemone

- Reddish bands vertically
- Quads, UPC



Diadumene lineata (DILI)

Orange striped green anemone

- Orange striped
- Quad, UPC



Unid anemone (UNAN)

- UPC




Arthropods

Cancer borealis (CABO)

Jonah Crab

- Rounded bumpy shell
- <5cm = Juvenile (**CABS**)
- Quads, Swath



Cancer irroratus (CAIR)

Atlantic Rock Crab

- Pointed shell
- <5cm = Juvenile (**CAIS**)
- Quads, Swath



Carcinus maenas (CAMA)

Green crab

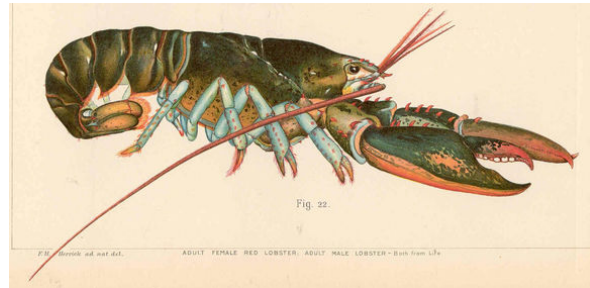
- Dark and mottled shell
- <5cm = Juvenile (**CAMS**)
- Quads, Swath



Homarus americanus (HOAM)

American lobster

- “lobster”
- <10cm = Juvenile (**HOAS**)
- Quads, Swath



Libinia emarginata (LIEM)

Portly Spider Crab

- Oval carapace, 9 spines down midrib
- <5cm = Juvenile (**LIES**)
- Quads, Swath



Barnacle spp. (BA)

- Rough, ribbed
- UPC



Amphipod Tube Mat (ATM)

- UPC



Callinectes sapidus (CASA)

Blue Crab

- Big blue swimmerettes
- <5cm = Juvenile (**CASS**)
- Quads



Hyas coarctatus (HYCO)

Arctic Lyre or Toad Crab

- Dirty, violin carapace
- <5cm = Juvenile (**HYCS**)
- Quads, Swath



Ovalipes ocellatus (OVOC)

Ladycrab

- Coral colored, small rings
- <5cm = Juvenile (**OVOS**)
- Quads



Panopeus herbstii (PAHE)

Atlantic Mud Crab

- 5 teeth, 2 dull
- Quads




Echinoderms

Arbacia punctulata (ARPL)

Purple Sea Urchin

- Long spines, purple
- <20cm = Juvenile (**ARPS**)
- Quads



Asterias forbesii (ASFO)

Forbes Star

- Orange madroporite
- Quads, Swath



Asterias rubens (ASRU)

Common Star

- Pale yellow to white, smaller madroporite
- Quads, Swath



Crossaster papposus (CRPA)

Spiny Sun Star


- 10-12 arms, large central disc
- Quads, Swath



Henricia sanguinolenta (HESA)

Blood Star

- Small, fine granular covering
- Quads, Swath



Solaster endeca (SOEN)

Smooth Sun Star

- 9-10 arms, short spines
- Quads, Swath



Stronglyocentrotus droebachiensis (SDS)

Green Sea Urchin

- Green/brown
- <20mm = Juvenile (**SDL**)
- Quads



Cucumaria frondosa (CUFR)

Orange Footed Cucumber

- Brown, bumpy
- Quads, Swath



Echinarachnius parma (ECPA)

Common sand dollar

- flat
- Quads



Ophiopholis aculeata (OPAC)

Brittlestar

- Scallop disc, small long spines
- Quads



Psolus fabricii (PSFA)

Scarlet cucumber

- Oval, scarlet, 10 tentacles
- Quads



Molluscs

Anomia sp. (ANSP)

Jingle Shell

- Bumpy, crepidula-like
- UPC



Crepidula fornicata (CF)

Slipper Snail

- Whitish, brown markings
- UPC



Ischnochiton albus (ISAL)

White Chiton

- Elongate oval, whitish
- UPC



Ischnochiton ruber (ISRU)

Red Chiton

- White/brown marks, reddish
- UPC



Modiolus modiolus (MOMO)

Northern Horse Mussel

- Large, has holes



Mytilus edulis (MYED)

Blue Mussel

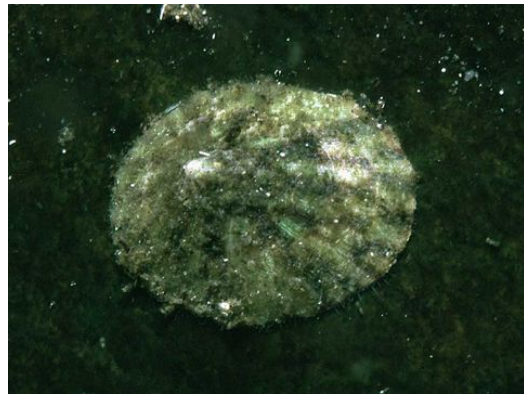
- Elongated, Narrow end
- UPC



Tectura testudinalis (TETE)

Plate Limpet

- Can have checkered, radiating lines
- UPC



Serpulorbis (SE)

- UPC



Octopus spp.

- Swath

Lunatia heros (LUHE)

Moon Snail

- Grey to tan, opening umbilicus
- Swath



Buccinum undatum (BUUN)

Wavy Whelk

- Stout, yellow/brown shell
- Quads, Swath



Busycon canaliculatum (BUCA)

Channeled Whelk

- Pear shaped, brown/red vertical bands
- Quads, Swath



Busycon carica (BUCR)

Knobbed Whelk

- Knobbed, grey/white to tan
- Quads, Swath



Neptunea decemcostata (NEDE)

10-ring Whelk

- Horizontal orange-red band
- Quads, Swath



Calliostoma occidentale (CAOC)

Stripped Whelk

- Straight
- Quads



Crassostrea virginica (CRVI)

Eastern Oyster

- Mild curve, massive
- Quad



Ostrea edulis (OSED)

European flat oyster


- Flat, oval, concentric bands
- Quads



Placopecten magellanicus (PLMA)

Atlantic Sea Scallop

- Thread-like ridges, minimally convex
- Quads



Porifera

Encrusting sponge (ES)

- UPC
-

Cliona sp. (CLSP)

- Large osculum
- UPC



Haliclona oculata (HAOC)

- Finger Sponge**
- Few fingers
 - UPC



Halichondria panicea (HAPA)

Breadcrumb sponge

- crumbs
- UPC



Hymedesmia sp. (HYSP)

- blue
- UPC



Isodictya palmata (ISPA)

Palmate Sponge

- Palmate
- UPC



Leucosolenia spp. (LEUC)

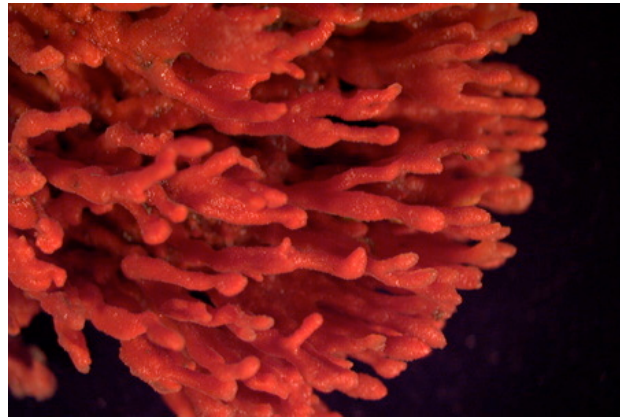
- Many small vases
- UPC



Microclona prolifera (MIPR)

Red Beard Sponge

- Red, finger/beard
- UPC



Scypha sp. (SCSP)

- Little vases
- UPC



Chordates

→ Tunicates

Aplidium pallidum (APPA)

- Brown staining around cloacal opening, drop of jelly
- UPC



Ascidia callosa (ASCA)

- UPC



Ascidiella aspersa (ASAS)

Dirty Sea Squirt

- UPC



Boltenia echinata (BOEC)

Cactus Sea Squirt

- Globular, thick leathery test
- UPC



Boltenia ovifera (BOOV)

Stalked Sea Peach


- Red-Orange, long stalk
- UPC



Botryllus schlosseri (BOSC)

Golden star tunicate

- stars
- UPC



Botrylloides violaceus (BOVI)

Orange sheath tunicate

- Orange, thin, fleshy
- UPC



Ciona intestinalis (CIIN)

Sea Vase

- Transparent, yellow or colorless siphon rim
- UPC



Ciona savingyi (CISA)

Pac. Transparent Sea Squirt

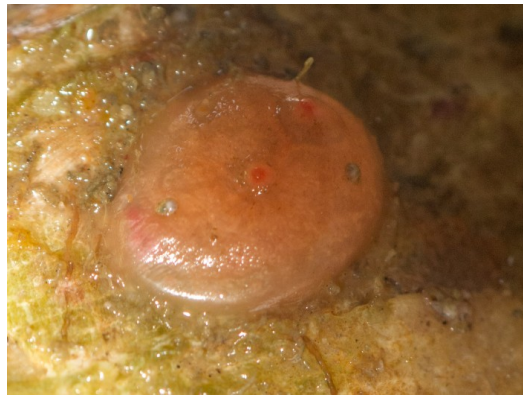
- Transparent, yellow speckled siphon rim
- UPC



Dendrodoa carnea (DECA)

Blood Drop Sea Squirt


- Small pink
- UPC



Didemnum albidum (DIAL)

Northern White Crust


- Brittle, white
- UPC



Diplosoma listerianum (DIP)

Colonial tunicate

- Transparent, gelatinous
- UPC



Didemnum vexillum (DIVE)

tunicate

- Yellow, spongy mat
- UPC



Halocynthia pyriformis (HAPY)

Sea peach

- Red-orange
- UPC



**Molgula manhattensis
(MOMA)**

- Sea grape
- UPC



Molgula citrina (MOCI)

- Sea grape
- UPC



Styela clava (STCL)

- Club Tunicate
- Warty, elongate, club shaped
 - Quads, UPC



Unid Compound tunicate (UT)

- UPC



Fish

Tautogolabrus adspersus (TAAD)

Cunner

- Smaller, compressed wrasse-like
- Fish



Tautoga onitis (TAON)

Tautog or Blackfish

- Larger, darker, mottled skin
- Fish



Centropristis striata (CEST)

Black Sea Bass

- Large mouth, 1 long dorsal fin
- Fish



Morone saxatilis (MOSA)

Striped Bass

- Larger silvery & Striped body
- Fish



Pollachius virens (POVI)

Pollack

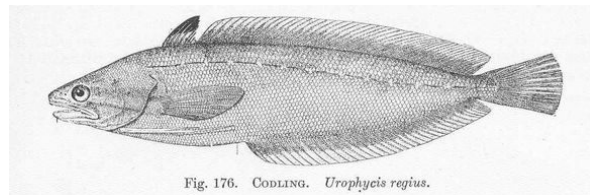
- Greenish, or coppery smooth, schooling
- Fish



Urophycis regia (URRE)

Spotted Hake

- Feelers & white spots down back
- Fish



Paralichthys denatus (PADE)

Summer Flounder


- LEFT-eyed
- Fish



Pseudopleuronectes americanus (PSAM)

Winter flounder

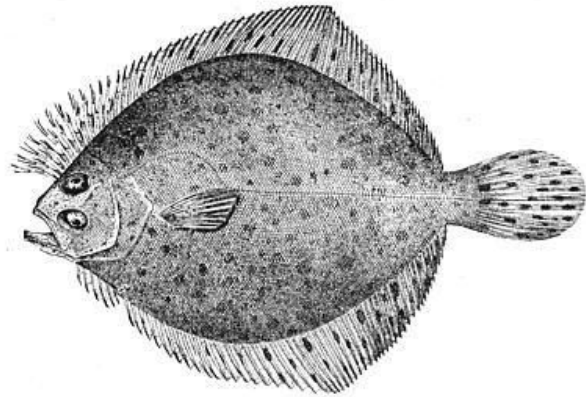
- RIGHT-eyed
- Fish



**Scophthalmus aquosus
(SCAQ)**

Windowpane Flounder

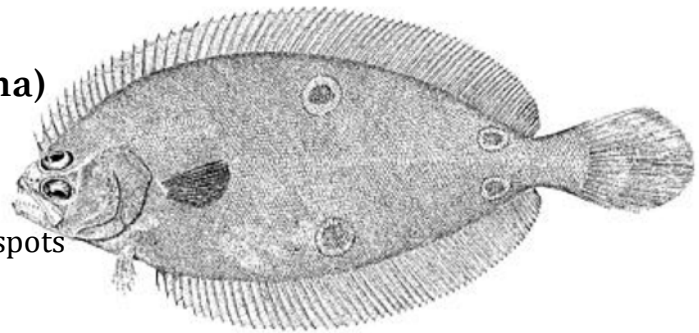
- Left-eye, round
- Fish



**Paralichthys (Hippoglossina)
oblongus (PAOB)**

Fourpot Flounder

- Left-eye, four distinct eyespots
- Fish



Limanda ferruginea (LIFE)

Yellow Tailed Flounder

- Fish



Leucoraja erinacea (LEER)

Little Skate

- Heart-shaped body, long tail
- Fish



Leucoraja ocellata (LEOC)

Winter Skate

- Round disc, dark spots
- Fish



Anarhichas lupus (ANLU)

Wolffish

- Large, blenny-like
- Fish



Gadus morhua (GAMO)

Cod

- White lateral line, barbel
- Fish



Prionotus carolinus (PRCA)

Northern Sea Robin

- Large pectoral fins, three free rays
- Fish



Sebastes fasciatus (SEFA)

Acadian Redfish

- Fish



Syngnathus fuscus (SYFU)

Northern Pipefish

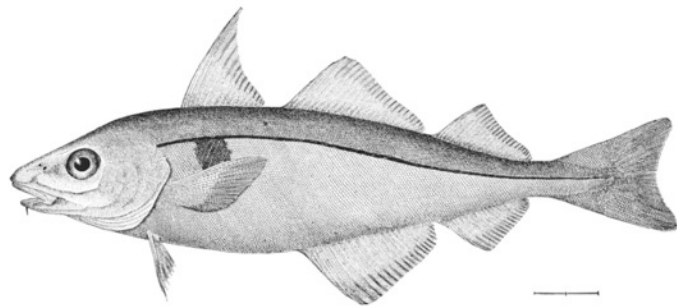
- Fish



Melanogrammus aeglefinus (MEAE)

Haddock

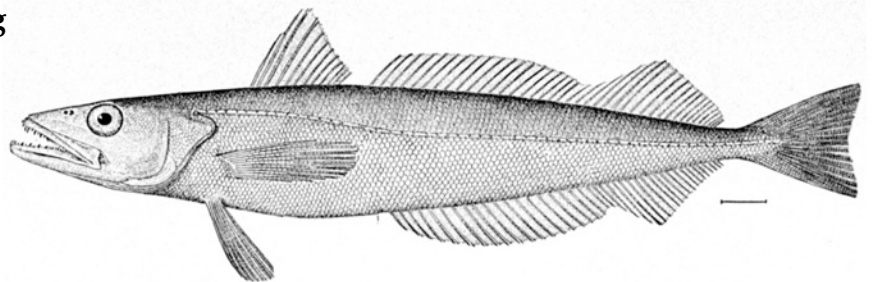
- Black lateral line, small barbel
- Fish



Merluccius bilinearis (MEBI)

Silver Hake/Whiting

- Large head
- Fish



Zoarces americanus (ZOAM)

Ocean Pout/Congo Eel

- Pouty lip
- Fish



Stenotomus chrysops (STCH)

Scup/Porgy

- Eyes high on head, small mouth
- Fish



Anguilla rostrata (ANRO)

American eel


- Fish



Pomatomus saltatrix (POSA)

Bluefish

- Fish



Sphoeroides maculatus (SPMA)

Northern Puffer


- Fish



Squalus acanthias (SQAC)

Spiny Dogfish

- No anal fin, spines on dorsal fins
- Fish



Carcharias taurus (CATA)

Sand Tiger Shark

- Fish



Cyclopterus lumpus (CYLU)

Lumpfish

- Larger, round
- Swath



Hemitripterus americanus (HEAM)

Sea raven

- Frilled, colorful
- Swath



Pholis gunnelus (PHGU)

Rock Gunnel


- Worm-like fish
- Swath



Stichaeus punctuatus (STPU)

Arctic Shanny

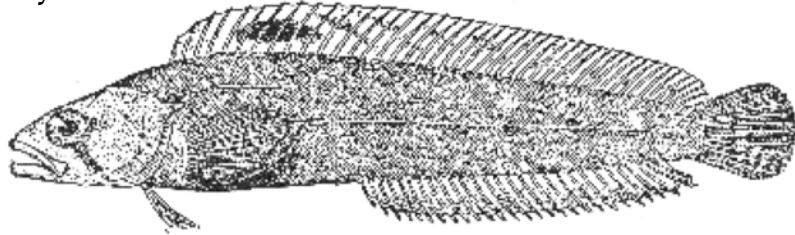
- Pointed nose & patterns
- Quads



Ulvaria subbifurcata (ULSU)

Radiated Shanny

- Fin spot
- Quads



Eumicrotremus spinosus (EUSP)

Spiny lumpsucker

- Irregular tubercles, <15 cm
- Quads



Lumpenus lumpretaeformis (LULU)

Snake Blenny

- Most slender
- UPC



Sabella sp. (SABW)

Sabellid worm

- Feather duster
- UPC



Kelp Ecosystem Ecology Network (KEEN) - Gulf of Maine Species Guide Photo Sources:

A

Abietinaria abietina:

1995-2010, National Museums Northern Ireland and its licensors

© National Museums Northern Ireland and its licensors

[View source](#) Supplier: [Encyclopedia of Marine Life of Britain and Ireland](#)

Photographer: [Bernard Picton](#)

Agarum clathratum:

Jarrett Byrnes Personal photograph

Alaria esculenta:

<http://www.seaweed.ie/guiry/>

M.D. Guiry

Alcyonium digitatum:

[View source](#) Supplier: [Biopix](#)

Location Created: Nordsømusset Hirtshals

Ahnfeltia plicata:

[View source](#)

Supplier: [Biopix](#)

Location Created: Fornæs

Amphipod Tube Mat:

MarLIN, Keith Hiscock,

<http://www.marlin.ac.uk/speciesfullreview.php?speciesID=3581>

Anarhichas lupus:

Citron

http://en.wikipedia.org/wiki/Atlantic_wolffish#mediaviewer/File:Anarhichas_lupus_Brest.jpg

Anguilla rostrata:

<http://www.arkive.org/american-eel/anguilla-rostrata/>

© Azure Computer & Photo Services / Animals Animals

Animals Animals / Earth Scenes

17 Railroad Avenue

Chatham NY 12037

United States of America

Tel: +01 (518) 3925500
Fax: +01 (518) 3925550
info@animalsanimals.com
<http://www.animalsanimals.com>

Anomia sp.

http://eol.org/data_objects/29474536
© Femorale
[View source](#)
Supplier: [Femorale](#)

Aplidium pallidum:

1995-2010, National Museums Northern Ireland and its licensors
© National Museums Northern Ireland and its licensors
[View source](#) Supplier: [Encyclopedia of Marine Life of Britain and Ireland](#)
Photographer: [Bernard Picton](#)

Arbacia punctulata:

http://eol.org/data_objects/28650216
© Steven Lichti
[View source](#)
Supplier: [iNaturalist.org](#)
Publisher: Picasa
Creator: Steven Lichti
Location: Middle Marsh, Beaufort, NC

Arthrocladia villosa:

Arthrocladia villosa (Hudson) Duby (Image Ref. 8086)
North Carolina; apex of sporophyte showing intercalary meristem
© Eric Henry (eric@reedmariculture.com)
http://www.algaebase.org/search/species/detail/?species_id=69
Algaebase

Ascidia callosa:

https://faculty.washington.edu/bjswalla/fhl_sp01/ascidians.html

Asciella aspersa:

© Arjan Gittenberger
[View source](#)
Supplier: [The Dutch Ascidians Homepage](#)
Photographer: [Arjan Gittenberger](#)
http://eol.org/data_objects/6673178

Ascophyllum nodosum:

[View source](#) Supplier: [BioImages - the Virtual Fieldguide \(UK\)](#)
Compiler: Malcolm Storey

Asterias forbesi:

Bill Frank/www.jaxshells.org

Asterias rubens:

© foto fitis, sytske dijksen

[View source](#) Supplier: [Ecomare](#)

Astrangia danae:

http://njscuba.net/biology/misc_njscuba_ss.html

B

Baccinum undatum:

[View source](#) Supplier: [BioImages - the Virtual Fieldguide \(UK\)](#)

Compiler: Malcolm Storey

Barnacle spp.

(Semibalanus balanoides) [View source](#) Supplier: [Biopix](#)

Location Created: Als, Øst-Himmerland, Danmark

Boltenia echinata:

1995-2010, National Museums Northern Ireland and its licensors

© National Museums Northern Ireland and its licensors

[View source](#) Supplier: [Encyclopedia of Marine Life of Britain and Ireland](#)

Photographer: [Bernard Picton](#)

Boltenia ovifera:

http://www.rsba.ca/recherche_espece/fiche_espece.php?recordID=57#

Luc Gagnon, Aquatic Biodiversity Monitoring Network

Bonnemaisonia hamifera:

1995-2010, National Museums Northern Ireland and its licensors

© National Museums Northern Ireland and its licensors

[View source](#) Supplier: [Encyclopedia of Marine Life of Britain and Ireland](#)

Photographer: [Bernard Picton](#)

Botryllus schlosseri:

© Arjan Gittenberger

[View source](#) Supplier: [The Dutch Ascidians Homepage](#)

Photographer: [Arjan Gittenberger](#)

Botrylloides violaceus:

© Arjan Gittenberger

[View source](#) Supplier: [The Dutch Ascidians Homepage](#)

Photographer: [Arjan Gittenberger](#)

Busycon canaliculatum:

This image was obtained from the Smithsonian Institution. Unless otherwise noted, this image or its contents may be protected by international copyright laws.

© Smithsonian Institution, National Museum of Natural History, Department of Invertebrate Zoology

[View source](#) Supplier: [National Museum of Natural History Collections](#)

Creator: Yolanda Villacampa

Location Created: Delaware Bay, Cape May, New Jersey, United States, North Atlantic Ocean

Busycon carica:

© Femorale

[View source](#) Supplier: [Femorale](#)

Bugula fulva:

© WoRMS for SMEBD

[View source](#) Supplier: [World Register of Marine Species](#)

Creator: [De Blauwe, Hans](#)

[De Blauwe, Hans](#)

Bugula neritina:

http://www.exoticguide.org/bugula_neritina

California Academy of Sciences

Bugula turrata:

Ernst Mayer Library

<http://blogs.law.harvard.edu/ernstmayrlibrary/2013/06/25/656/bturrata/>

C

Cancer borealis:

Fisheries and Oceans Canada, Catriona Day (CaRMS@dfo-mpo.gc.ca)

JPG file - 24.07 kB - 699 x 559 pixels

added on 2011-04-20 - 552 views

Cancer irroratus:

Fisheries and Oceans Canada, Catriona Day (CaRMS@dfo-mpo.gc.ca)

JPG file - 32.60 kB - 699 x 559 pixels
added on 2011-04-20 - 718 views

Carcharias taurus:

© Andy Murch / Elasmodiver.com

Elasmodiver.com

andymurch1@gmail.com

<http://www.elasmodiver.com>

<http://www.arkive.org/sand-tiger-shark/carcharias-taurus/>

Carcinus maenas:

[View source](#) Supplier: [BioImages - the Virtual Fieldguide \(UK\)](#)

Compiler: Malcolm Storey

Callinectes sapidus:

<http://www.dnr.sc.gov/marine/serc/gallery.htm>

Southeastern Regional Taxonomic Center

Calliostoma occidentale:

Kwansei Shell Database

Centropristis striata:

Public domain

http://commons.wikimedia.org/wiki/File:Centropristis_striata.jpg

Ceramium sp.:

Emily Jones personal photograph

Cerianthus borealis:

<http://www.marinebiodiversity.ca/cmb/resources/Photo%20galleries/atlantic-species/photos-atlantic-species02.jpg/view>

Center for Marine Biodiversity

Chondrus crispus:

Algaebase

Silver Strand, Galway Bay, Ireland. 06 Apr 2012. M.D. Guiry. © M.D. Guiry
(mike.guiry@nuigalway.ie)

Chorda filum:

[View source](#) Supplier: [BioImages - the Virtual Fieldguide \(UK\)](#)

Compiler: Malcolm Storey

Ciona intestinalis:

© Arjan Gittenberger

[View source](#) Supplier: [The Dutch Ascidians Homepage](#)

Photographer: [Arjan Gittenberger](#)

Ciona savingyi:

© Melissa Frey, Royal BC Museum

[View source](#) Supplier: [Marine Invaders of the NE Pacific](#)

Publisher: Frey, Melissa

Photographer: Melissa Frey

Clathromorphum circumscriptum:

<http://intertidal-novascotia.blogspot.com/2012/05/clathromorphum-spp-coralline-crust.html>

Between the Tides of Nova Scotia

Cliona celata:

1995-2010, National Museums Northern Ireland and its licensors

© National Museums Northern Ireland and its licensors

[View source](#) Supplier: [Encyclopedia of Marine Life of Britain and Ireland](#)

Photographer: [Bernard Picton](#)

http://eol.org/data_objects/5969619

Coccotylus truncatus:

http://www.algaebase.org/search/species/detail/?species_id=431

Colin Bates (colinba@interchange.ubc.ca). © Coastal Imageworks

Codium fragile:

[View source](#) Supplier: [Biopix](#)

Location Created: Holmkær, NV-Jylland, Danmark

Corallina officinalis:

<http://www.habitas.org.uk/marinelife/species.asp?item=ZM4040>

Encyclopedia of Marine Life of Britain and Ireland

Colpomenia peregrina:

Jarrett Byrnes personal photo

Crepidula fornicata:

Keith Hiscock

<http://www.marlin.ac.uk/speciesinformation.php?speciesID=3086#>

The Marine Life Information Network

Crisia eburnea:

http://www.aphotomarine.com/bryozoan_crisia_eburnea.html

David Fenwick

APHOTOMARINE

Crassostrea virginica:

© Smithsonian Institution, National Museum of Natural History, Department of

Invertebrate Zoology

[View source](#) Supplier: [National Museum of Natural History Collections](#)

Creator: Yolanda Villacampa

Location Created: Cape Charles, Virginia, United States

Crossaster papposus:

1995-2010, National Museums Northern Ireland and its licensors

© National Museums Northern Ireland and its licensors

[View source](#) Supplier: [Encyclopedia of Marine Life of Britain and Ireland](#)

Photographer: [Bernard Picton](#)

Cucumaria frondosa:

Hilmar Hinz

The Marine Life Information Network

<http://www.marlin.ac.uk/speciesinformation.php?speciesID=3103>

Cyclopterus lumpus:

<http://www.ispolar.is/otherProducts.html>

Cystoclonium purpureum:

Emily Jones photo ID

D

Dendrobeatia murrayana:

<http://www.aquablog.ca/2013/02/bryozoans-in-howe-sound/>

Vancouver Aquarium

Dendrodoa carnea:

Author: [Nozères, Claude](#)

JPG file - 692.50 kB - 1976 x 1483 pixels [\[more\]](#)

added on 2012-09-13 - 423 views

[Ascidiacea taxa](#)

[Dendrodoa carnea \(Rathke, 1806\)](#)

<http://www.marinespecies.org/ascidiacea/aphia.php?p=image&id=61466>

Desmerestia aculeata:

[View source](#) Supplier: [Wikimedia Commons](#)

Photographer: Pierre-Louis Crouan (1798-1871) & Hippolyte-Marie Crouan (1802-1871)

Desmarestia viridis:

[View source](#) Supplier: [Freshwater and Marine Image Bank](#)

Didemnum albidum:

http://convoluta.ucdavis.edu/gallery/view_photo.php?set_albumName=West_Coast_Tunicates&id=Didemnum_carnulentum3

UC Davis

Didemnum vexillum:

© Melissa Frey, Royal BC Museum

[View source](#) Supplier: [Marine Invaders of the NE Pacific](#)

Publisher: Frey, Melissa

Photographer: Melissa Frey

Diadumene lineata:

[View source](#) Supplier: [Biopix](#)

Location Created: Søndringholm, Randers Fjord

Diplosoma listerianum:

© Arjan Gittenberger

[View source](#) Supplier: [The Dutch Ascidiarians Homepage](#)

Photographer: [Arjan Gittenberger](#)

Dumontia contorta:

[View source](#) Supplier: [Biopix](#)

Location Created: Fornæs, Djursland, Danmark

E

Echinarachnius parma:

© WoRMS for SMEBD

[View source](#) Supplier: [World Register of Marine Species](#)

Creator: Nozeres, Claude

[Nozères, Claude](#)

Ectopleura crocea:

[View source](#) Supplier: [Wikimedia Commons](#)

Photographer: [Peter Southwood](#)

Electra pilosa:

Author: Mikel Cortés

<http://www.asturnatura.com/fotografia/submarina-fotosub/electra-pilosa/546.html>

Eumicrotremus spinosus:

<http://doris.ffessm.fr/gestionenligne/photos/Eumicrotremus%20spinosus00005.jpg>

Euthora cristata:

© Gary W. Saunders, University of New Brunswick

[View source](#) Supplier: [Barcode of Life Data Systems \(BOLD\)](#)

Photographer: CEMAR Research Group

F

Fagesia lineata:

Ted Maeny Personal Photograph

Filamentous Green:

Algaebase

Northern California. 08 Mar 2011. Wendell Wood (ww@oregonwild.org). ©

http://www.algaebase.org/search/species/detail/?species_id=11475

Fucus distichus:

04 Apr 2004. Michael Guiry. © Michael Guiry (mike.guiry@nuigalway.ie)

http://www.algaebase.org/search/species/detail/?species_id=352

G

Gadus morhua:

Kjell Nilsson

[http://mitofish.aori.u-](http://mitofish.aori.u-tokyo.ac.jp/species/detail.html?genus=Gadus&species=morhua)

[tokyo.ac.jp/species/detail.html?genus=Gadus&species=morhua](http://mitofish.aori.u-tokyo.ac.jp/species/detail.html?genus=Gadus&species=morhua)

Gersemia rubiformis:

http://sanamyan.com/underwater_photo/photo.php?img=8

Underwater life of the Pacific coast of Kamchatka (North Western Pacific, Russia)

H

Halichondria panicea:

1995-2010, National Museums Northern Ireland and its licensors

© National Museums Northern Ireland and its licensors

[View source](#) Supplier: [Encyclopedia of Marine Life of Britain and Ireland](#)
Photographer: [Bernard Picton](#)

***Haliclona oculata*:**

1995-2010, National Museums Northern Ireland and its licensors

© National Museums Northern Ireland and its licensors

[View source](#) Supplier: [Encyclopedia of Marine Life of Britain and Ireland](#)

Photographer: [Bernard Picton](#)

***Haliclystus spp.*:**

© Rosario Beach Marine Laboratory

[View source](#)

Supplier: [Invertebrates of the Salish Sea](#)

***Halocynthia pyriformis*:**

© Mark Rosenstein

[View source](#)

Supplier: [iNaturalist.org](#)

Publisher: inaturalist

Creator: Mark Rosenstein

Location: Essex, Massachusetts, United States

***Halosiphon tomentosus*:**

© Dirk Schories (dirk.schories@gmx.de), Hohwachter Bight, Baltic Sea, Germany

Depth: 2m Time: 15th of April 2004

Algaebase

***Hemitripteris americanus*:**

[View source](#) Supplier: [BioLib.cz](#)

Photographer: Andrew J. Martinez

Location Created: Stellwagen Bank National Marine Sanctuary

***Henricia sanguinolenta*:**

Copyright Ken-ichi Ueda, licensed under a Attribution-NonCommercial-

ShareAlike License license: <http://creativecommons.org/licenses/by-nc-sa/3.0/>

© Ken-ichi Ueda

[View source](#) Supplier: [iNaturalist.org](#)

Creator: [Ken-ichi Ueda](#)

Publisher: Flickr

Location: Rye, NH, US

***Heterosiphonia japonica*:**

Heterosiphonia japonica Yendo (Image Ref. 13963)

Ría de Arousa, Galicia, Spain, 2006

© Ignacio Bárbara (barbara@udc.es)

Hildenbrandia rubra:

Hildenbrandia rubra (Sommerfelt) Meneghini Spiddal, Co. Galway, Ireland; pools at MHWN

Algaebase

http://www.algaebase.org/search/species/detail/?species_id=26

Homarus americanus:

[View source](#) Supplier: [Freshwater and Marine Image Bank](#)

Publisher: Freshwater and Marine Image Bank, University of Washington Libraries Digital Collections

Herrick, Francis Hobart. 1896. American Lobster : a Study of its Habits and Development. Washington, DC : Government Printing Office. Bulletin of the United States Fish Commission, vol.15, 1895; Plate 16-22

Hyas coarctatus:

© UAF

[View source](#) Supplier: [Arctic Ocean Diversity](#)

Photographer: Sarah Minks Hardy

Hymedesmia sp.:

1995-2010, National Museums Northern Ireland and its licensors

© National Museums Northern Ireland and its licensors

[View source](#) Supplier: [Encyclopedia of Marine Life of Britain and Ireland](#)

Photographer: [Bernard Picton](#)

I

Ischnochiton albus:

© Femorale

[View source](#) Supplier: [Femorale](#)

Ischnochiton ruber:

© Femorale

[View source](#) Supplier: [Femorale](#)

Isodictya palmata:

1995-2010, National Museums Northern Ireland and its licensors

© National Museums Northern Ireland and its licensors

[View source](#) Supplier: [Encyclopedia of Marine Life of Britain and Ireland](#)

Photographer: [Bernard Picton](#)

L

Laminaria digitata:

© foto fitis, sytske dijksen

[View source](#) Supplier: [Ecomare](#)

Leathesia marina:

© Courtney Janiak (theseaweedknot@hotmail.com)

Algaebase

Leptophyllum spp. :

http://www.easterncapescubadiving.co.za/index.php?page_name=specie&specie_id=430

Eastern Cape SCUBA diving

Leucoraja erinacea:

[View source](#) Supplier: [Wikimedia Commons](#)

Photographer: Andy Martinez/NOAA

Leucoraja ocellata:

© Smithsonian Institution, National Museum of Natural History, Department of Vertebrate Zoology, Division of Fishes

[View source](#) Supplier: [National Museum of Natural History Collections](#)

Creator: Gibbons, Ruth E.

Location Created: E. of Northern Long Island, NY., New York, Atlantic

Leucosolenia sp :

1995-2010, National Museums Northern Ireland and its licensors

© National Museums Northern Ireland and its licensors

[View source](#) Supplier: [Encyclopedia of Marine Life of Britain and Ireland](#)

Photographer: [Bernard Picton](#)

Libinia emarginata:

[View source](#) Supplier: [Wikimedia Commons](#)

Photographer: R. P. Nodder

(patinella verrucaria) Lichenopora verrucaria:

http://www.wallawalla.edu/academics/departments/biology/rosario/inverts/Bryozoa/Class_Stenolaemata/Lichenopora_verrucaria.html

Limanda ferruginea:

© President and Fellows of Harvard College

[View source](#) Supplier: [Museum of Comparative Zoology, Harvard](#)

Creator: Museum of Comparative Zoology, Harvard University

Lithothamnion glaciale:

Lithothamnion glaciale Kjellman (Image Ref. 10663)

Bay of Fundy, New Brunswick, Canada

© Coastal Imageworks (colinba@interchange.ubc.ca)

Algaebase

Lumpenus lumpretaeformis:

<http://www.marinespecies.org/aphia.php?p=image&pic=2496>

[Heessen, Henk](#)

JPG file - 43.42 kB - 1417 x 267 pixels [[more](#)]

added on 2006-08-18 - 397 views

[WoRMS taxa](#)

[Chirolophis ascanii](#) (Walbaum, 1792)

Lunatia heros:

© Femorale

[View source](#) Supplier: [Femorale](#)

M

Mastocarpus stellatus:

© foto fitis, sytske dijksen

[View source](#) Supplier: [Ecomare](#)

Melanogrammus aeglefinus:

Public domain

http://commons.wikimedia.org/wiki/File:Melanogrammus_aeglefinus.jpg

Membranipora membranacea:

[View source](#) Supplier: [BioImages - the Virtual Fieldguide \(UK\)](#)

Compiler: Malcolm Storey

Merlucis biliearis:

Public Domain

http://commons.wikimedia.org/wiki/File:Merlucius_bilinearis.jpg

Metridium senile:

[View source](#) Supplier: [Biopix](#)

Location Created: Nordsø museet Hirtshals

Clathria (Microciona) prolifera:

David Remsen

<https://www.flickr.com/photos/dremesen/2907344986/>

Modiolus modiolus:

[View source](#) Supplier: [Biopix](#)

Location Created: Holmkær, NV-Jylland, Danmark

Molgula citrina:

© Arjan Gittenberger

[View source](#)

Supplier: [The Dutch Ascidians Homepage](#)

Photographer: [Arjan Gittenberger](#)

Molgula manhattensis:

© Melissa Frey, Royal BC Museum

[View source](#)

Supplier: [Marine Invaders of the NE Pacific](#)

Publisher: Frey, Melissa

Photographer: Melissa Frey

Morone saxatilis:

[View source](#) Supplier: [Shorefishes of the neotropics](#)

Photographer: Robertson, D Ross

Publisher: Robertson, D Ross

Myoxocephalus aeneus:

Description: Small sculpin. Capture: 1944, Ile-aux-Coudres. Source: MLI collection, DFO-R. Miller.

Author: Fisheries and Oceans Canada, Claude Nozères (claudenozeres@gmail.com)

JPG file - 703.02 kB - 2956 x 2217 pixels [more]

added on 2011-06-03 - 237 views

[CaRMS taxa](#)

Myoxocephalus aeneus (Mitchill, 1814) ?

Citation: CaRMS Photogallery / Fisheries and Oceans Canada, Claude Nozères, 2011

<http://www.marinespecies.org/carms/photogallery.php?album=1487&pic=41162>

Myoxocephalus octodecemspinosus:

© Smithsonian Institution, National Museum of Natural History, Department of Vertebrate Zoology, Division of Fishes

[View source](#) Supplier: [National Museum of Natural History Collections](#)

Creator: Hudson, Charles B.

Location Created: Gulf of Maine., Massachusetts, United States, Atlantic

Myoxocephalus scorpius:

© Østergaard, T.

[View source](#) Supplier: [FishBase](#)

Photographer: [Thorke A.S. Østergaard](#)

Mytilus edulis:

[View source](#) Supplier: [Biopix](#)

Location Created: Lendrup S.f. Løgstør, Danmark

N

Neptunea decemcostata:

© Femorale

[View source](#) Supplier: [Femorale](#)

O

Obelia spp.:

1995-2010, National Museums Northern Ireland and its licensors

© National Museums Northern Ireland and its licensors

[View source](#) Supplier: [Encyclopedia of Marine Life of Britain and Ireland](#)

Photographer: [Bernard Picton](#)

Ophiopholis aculeata:

1995-2010, National Museums Northern Ireland and its licensors

© National Museums Northern Ireland and its licensors

[View source](#) Supplier: [Encyclopedia of Marine Life of Britain and Ireland](#)

Photographer: [Bernard Picton](#)

Ostrea edulis:

1995-2010, National Museums Northern Ireland and its licensors

© National Museums Northern Ireland and its licensors

[View source](#) Supplier: [Encyclopedia of Marine Life of Britain and Ireland](#)

Photographer: [Bernard Picton](#)

Ovalipes ocellatus:

© cyric

[View source](#) Supplier: [iNaturalist.org](#)

Creator: Cyric
Publisher: inaturalist
Location: Washington, Rhode Island, United States

P

Panopeus herbstii:

<http://www.edc.uri.edu/restoration/html/gallery/invert/black.htm>

Irene H. Stuckey, courtesy of R.I. Natural History Survey

Paralichthys oblongus:

McBride RS, JW Hauser, and SJ Sutherland, eds. [Internet]. Woods Hole (MA):US Dept Commer, Northeast Fish Sci Cent. Available from:

<http://www.nefsc.noaa.gov/fbp/oto-guide/>

<http://www.nefsc.noaa.gov/fbp/oto-guide/>

Paralichthys denatus:

View source Supplier: [EOL Interns LifeDesk](#)

Publisher: Feil, Kate

Photographer: NOAA, Status of Fishery Resources off the Northeastern US NEFSC - Resource Evaluation and Assessment Division

Palmaria palmata:

1852 Alguier des frères Crouan, Université de Bourgogne

Pierre-Louis Crouan (1798-1871) & Hippolyte-Marie Crouan (1802-1871)

Pholis gunnelus:

1995-2010, National Museums Northern Ireland and its licensors

© National Museums Northern Ireland and its licensors

View source Supplier: [Encyclopedia of Marine Life of Britain and Ireland](#)

Photographer: [Bernard Picton](#)

Phycodrys rubens:

© Michael Guiry (mike.guiry@nuigalway.ie)

Algaebase

http://www.algaebase.org/search/species/detail/?species_id=158

Phymatolithon spp.:

Spanish Point, Co. Clare, Ireland; lower intertidal rock under Fucus. 04 Aug 2004.

Michael Guiry. © Michael Guiry (mike.guiry@nuigalway.ie).

http://www.algaebase.org/search/species/detail/?species_id=114

Placopecten magellanicus:

[View source](#) Supplier: [Wikimedia Commons](#)
Photographer: Dann Blackwood, USGS

Pollachius virens:

[View source](#) Supplier: [Biopix](#)
Location Created: Kattegatcentret Grenå

Polyides rotundus:

Emily Jones

Polysiphonia sp.:

[View source](#) Supplier: [Biopix](#)
Location Created: Fornæs

Pomatomus saltatrix:

http://commons.wikimedia.org/wiki/File:Pomatomus_saltatrix.jpg

Porphyra spp.:

1995-2010, National Museums Northern Ireland and its licensors
© National Museums Northern Ireland and its licensors
[View source](#) Supplier: [Encyclopedia of Marine Life of Britain and Ireland](#)
Photographer: [Bernard Picton](#)

Prionotus carolinus:

© cyric
[View source](#)
Supplier: [iNaturalist.org](#)
Creator: Cyric
Publisher: inaturalist
Location: Potter Pond

Pseudopleuronectes americanus:

[View source](#) Supplier: [Freshwater and Marine Image Bank](#)
Publisher: Freshwater and Marine Image Bank, University of Washington
Libraries Digital Collections
New York (State). Forest, Fish and Game Commissioner. 1907. Annual Reports of the Forest, Fish and Game Commissioner of the State of New York for 1904-1905-1906 (10th-12th). Albany, NY : J. B. Lyon Company, State Printers; Facing page 156

Psolus fabricii:

© WoRMS for SMEBD
[View source](#) Supplier: [World Register of Marine Species](#)
Creator: Nozeres, Claude
[Nozères, Claude](#)

Ptilota serrata:

http://www.algaebase.org/search/species/detail/?species_id=752

© Coastal Imageworks (colinba@interchange.ubc.ca)

Algaebase

S

Sabella sp.:

© Foto <http://edgar.sidaan.nl>

[View source](#) Supplier: [Ecomare](#)

Saccorhiza dermatodea:

© Gary W. Saunders, University of New Brunswick

[View source](#) Supplier: [Barcode of Life Data Systems \(BOLD\)](#)

Photographer: CEMAR Research Group

Saccharina sp.:

© Michael Guiry (mike.guiry@nuigalway.ie)

http://www.algaebase.org/search/species/detail/?species_id=129132

Algaebase

Scypha sp.:

<http://www.1townhouses.co.uk/pelagicpixels/2009/EastJuly09/Bonus%20Tuesday%20Rosalie/slides/P7072550.htm>

Uk Diving

Schizoporella unicornis:

© WoRMS for SMEBD

[View source](#) Supplier: [World Register of Marine Species](#)

Creator: [René van Outryve & Hans De Blauwe](#)

[De Blauwe, Hans](#)

Schizomavella auriculata:

MedRecover

http://corspecies.medrecover.org/photos/SchizoAuricu_070710_MGD_TC_2_SP8.jpg

Scophthalmus aquosus:

Public domain

http://eol.org/data_objects/26809538

Sebastes fasciatus:

Public domain

http://eol.org/data_objects/27262374

Strongylocentrotus droebachiensis:

[View source](#) Supplier: [Biopix](#)

Location Created: Kattegatcentret Grenå

(Thylacoides) Serpulatorbis:

© Femorale

[View source](#) Supplier: [Femorale](#)

Sertularia sp.:

http://eol.org/data_objects/5970244

1995-2010, National Museums Northern Ireland and its licensors

© National Museums Northern Ireland and its licensors

[View source](#)

Supplier: [Encyclopedia of Marine Life of Britain and Ireland](#)

Photographer: [Bernard Picton](#)

Solaster endeca:

1995-2010, National Museums Northern Ireland and its licensors

© National Museums Northern Ireland and its licensors

[View source](#) Supplier: [Encyclopedia of Marine Life of Britain and Ireland](#)

Photographer: [Bernard Picton](#)

Spermothamnion repens:

Spain, Galicia, A Coruña, Ártabra, 2005, lower intertidal on Ahnfeltia plicata

© **Ignacio Bárbara** (barbara@udc.es)

http://www.algaebase.org/search/species/detail/?species_id=484

Sphoeroides maculatus:

<http://www.flickr.com/photos/28567825@N03/3148924923>

Cliff

Squalus acanthias:

<http://new-brunswick.net/new-brunswick/sharks/species/spinydogfish.html>

Stenotomus chrysops:

TheFishMap.com

Flescher, Don.

<http://www.thefishmap.com/fish-specie/stenotomus-chrysops.p1.html>

Stichaeus punctuatus:

[View source](#) Supplier: [Freshwater and Marine Image Bank](#)

Publisher: Freshwater and Marine Image Bank, University of Washington

Libraries Digital Collections

Evermann, Barton Warren; Goldsborough, Edmund Lee. 1907. Fishes of Alaska. Washington, DC : Government Printing Office. Bulletin of the Bureau of Fisheries, vol. 26, 1906; Fig.116

Styela clava:

© Arjan Gittenberger

[View source](#) Supplier: [The Dutch Ascidians Homepage](#)

Photographer: [Arjan Gittenberger](#)

Syngnathus fuscus:

http://eol.org/data_objects/22666123

© Ken-ichi Ueda

[View source](#)

Supplier: [iNaturalist.org](#)

Creator: [Ken-ichi Ueda](#)

Publisher: Flickr

Location: Hammonasset State Park, Madison, CT, USA

T

Tautogolabrus adsperus:

© President and Fellows of Harvard College

[View source](#) Supplier: [Museum of Comparative Zoology, Harvard](#)

Creator: Museum of Comparative Zoology, Harvard University

[View full-size image](#)

Tautoga onitis:

<http://www.chesapeakebay.net/fieldguide/critter/tautog>

(Virginia Institute of Marine Science)

Tectura testudinalis:

1995-2010, National Museums Northern Ireland and its licensors

© National Museums Northern Ireland and its licensors

[View source](#) Supplier: [Encyclopedia of Marine Life of Britain and Ireland](#)

Photographer: [Bernard Picton](#)

Titanoderma spp.:

http://www.aphotomarine.com/images/seaweed/red_seaweed_titanoderma_pustulatum_13-08-10_4.jpg

Tricellaria inopinata:

© WoRMS for SMEBD

[View source](#) Supplier: [World Register of Marine Species](#)
Creator: [Van Outryve René](#)
[Van Outryve, René, R.](#)

Tubular Ulvoid:

Image © Dr. Gary W. Saunders, University of New Brunswick / Centre for Environmental & Molecular Algal Research (CEMAR) / www.unb.ca/cemar
<https://seaweedindustry.com/seaweed/type/ulva-prolifera>

U

Ulvaria subbifurcata:

http://www.gma.org/fogm/Ulvaria_subbifurcata.htm [Jordan and Evermann, 1896-1900, p. 2440.] Figure 263.—Radiated shanny (*Ulvaria subbifurcata*). From Jordan and Evermann. Drawing by H. L. Todd.

UNID Juv Laminariales Blade (BLD):

Ted Lyman personal photograph

Urticina felina:

[View source](#) Supplier: [Biopix](#)
Location Created: Nordsø museet Hirtshals

Urophyicus regia:

[View source](#) Supplier: [Freshwater and Marine Image Bank](#)
Publisher: Freshwater and Marine Image Bank, University of Washington Libraries Digital Collections
Smith, Hugh M. 1907. Fishes of North Carolina. Raleigh, NC : E. M. Uzzell & Co. North Carolina Geological and Economic Survey, vol.II; Fig. 176

Ulvoid:

[View source](#) Supplier: [Wikimedia Commons](#)
Photographer: [H. Krisp](#)
Location Created: region:HR

Z

Zoarces americanus:

http://eol.org/data_objects/26680036
© President and Fellows of Harvard College

[View source](#)

Supplier: [Museum of Comparative Zoology, Harvard](#)

Creator: Museum of Comparative Zoology, Harvard University

Zostera marina:

Zostera marina Linnaeus (Image Ref. 22766)

upper subtidal, Ría de Camariñas, Galicia, Spain, 2012 - 01 Jan 0001

© Ignacio Bárbara (barbara@udc.es)