

6th European Congress of Pharmacology

EPHAR 2012

JULY, 17-20 / GRANADA / SPAIN

www.ephar2012.org

Final Programme

Editor-in-Chief: Jian Ding

www.nature.com/aps

Acta Pharmacologica Sinica (APS) is an international peer-reviewed pharmacology journal that focuses on the latest in pharmacological research being performed around the world.

Here's a sample of some recently published articles from APS:

In vitro models for the evaluation of angiogenic potential in bone engineering free

Elisabetta Cenni, Francesca Perut, and Nicola Baldini doi:10.1038/aps.2010.143

Epithelial cell polarity and tumorigenesis: new perspectives for cancer detection and treatment

Danila Coradini, Claudia Casarsa, and Saro Oriana doi:10.1038/aps.2011.20

GPCRs and cancer

Rosamaria Lappano and Marcello Maggiolini doi:10.1038/aps.2011.183

Rare adipose disorders (RADs) masquerading as obesity

Karen L Herbst doi:10.1038/aps.2011.153

As China's leading journal in pharmacology and with a publishing history of over 30 years, APS continues to be an excellent resource in the field of pharmacology and related life sciences and provides authors with a superior publishing experience.

Why publish with APS?

- Quick and easy online submission
- Rapid decision and publication times
- Wide exposure and article visibility via nature.com
- Inclusion in the leading abstracting and indexing services



Visit **www.nature.com/aps** to submit your next excellent paper!

Table of Contents

Welcome	4
Committees	6
Sponsorships	8
Floor Plan	10
Scientific Programme	11
Paralell Meetings	45
The City of Granada	46
Social Events	47
General Information	48
Poster Sessions	51
Author Index	105

Welcome

Dear friends and colleagues,

On behalf of the Spanish Society of Pharmacology it is a great honor to welcome you to Granada. It is my great pleasure to host the most important "pharmacological" event in Europe. This congress will be a wonderful opportunity to bring together all the pharmacologists that cover the whole process of drug development from "bench to bedside", that is basic pharmacology to clinical practice.

Every effort has been made to provide a balanced programme by inviting the most relevant speakers in the different fields of Pharmacology together with contributed oral and poster presentations. It has been planned to be attractive for all pharmacological scientists, with a special emphasis for young investigators. We will be more than 1000 people in what most certainly is going to be one of the most important events in the field.

First of all, I would like to thank the support to all the European Societies, together with the invited speakers for their efforts in promoting the congress. I also appreciate the exhibitors and sponsors participation and collaboration I would like to thank and congratulate all participants who made a scientific contribution to this conference, either by poster or oral presentation. Last but not least, I take this opportunity to thank the members of the local organizing committee and scientific committee for providing us not just an outstanding scientific programme but also a superb social programme, which will allow all participants to enjoy the magic atmosphere that makes Granada one of the most wonderful cities in the world.

I sincerely hope that the pleasant atmosphere of the conference venue and the legendary charm of Granada will be very stimulating for scientific and social exchange, and will contribute to the further development of pharmacology in Europe.

Once again: Welcome to Granada!

Antonio Zarzuelo

Chair of the 6th European Congress of Pharmacology



CASA DE S. M. EL REY

CRENCIAL

Nº 164/2012

SS.AA.RR. los Príncipes de Asturias, accediendo a la petición que tan amablemente Les ha sido formulada, han tenido a bien aceptar la

PRESIDENCIA DEL COMITÉ DE HONOR

del "6th EUROPEAN CONGRESS OF PHARMACOLOGY, EPHAR 2012", que se celebrará en Granada del 17 al 20 de julio próximo.

Lo que me complace participarle para su conocimiento y efectos.

PALACIO DE LA ZARZUELA, 22 de mayo de 2012

EL JEFE DE LA CASA DE S.M. EL REY,

SEÑOR PRESIDENTE DEL COMITÉ ORGANIZADOR DEL CONGRESO.

GRANADA

Committees

Committee of Honour

President: Their Royal Highnesses, The Prince and the Princess of Asturias

Members

The Honorable Health Minister, **Mrs. Ana Mato**

The Honorable President of the Regional Government, **Mr. José Antonio Griñán Martínez**

The Honorable Mayor of Granada, **Mr. José Torres Hurtado**

Rector of the University of Granada, **Mr. Francisco González Lodeiro**

Organizing Committee

Chair: **Antonio Zarzuelo**, University of Granada

Deputy Chair: **Julio Gálvez**, University of Granada

Vice –President: **Teresa Tejerina**, President of the Spanish Society of Pharmacology, University Complutense of Madrid

Secretary: **Rosario Jiménez**, University of Granada

Treasurer: **Fermín Sánchez**, University of Granada

Juan Duarte, University of Granada

Manuel García, University of Granada

José P. de la Cruz, Vice-President of the Spanish Society of Pharmacology, University of Malaga

José A. González-Correa, Treasurer of the Spanish Society of Pharmacology, University of Malaga

Ibon Gutierro, Head Rovi Granada R&D Center, Rovi Laboratories, S.A.

Olga Genilloud, Scientific Director of Medina Foundation R&D, Granada

Amadeu Gavalda, Head of Integrative Pharmacology, Almirall SA, Scientific Committee

Scientific Committee

Chair: **Juan Tamargo**, University Complutense of Madrid

Local Members

Julio Benítez, University of Extremadura

Pilar D'Ocón, Executive Committee of SSP, University of Valencia

Juan Duarte, University of Granada

Antonio García, University Autónoma of Madrid

Jesús A. García-Sevilla, University of the Balearic Islands

Juan C. Laguna, University of Barcelona

Juan C. Leza, University Complutense of Madrid

María Isabel Lucena González, University of Málaga

Manuel Vázquez, Secretary of the Spanish Society of Pharmacology, University of Barcelona

International Members

Filippo Drago, Catania University, Italy
Aletta D. Kraneveldu, Utrecht University, The Netherlands
Charis Liapi, University of Athens, Greece
Eeva Moilanen, Tampere University, Finland
Maria Emilia Monteiro, University of Lisbon, Portugal
Ulf Simonsen, University of Aarhus, Denmark
Arthur Weston, University of Manchester, UK

Scientific Advisory Committee

Marija Carman-Krzan, University of Ljubljana, Slovenia
Paulo Correia de Sá, University of Porto, Portugal
Jukka Hakkola, University of Oulu, Finland
Robin Hiley, University of Cambridge, England
Janet Mifsud, University of Malta, Malta
Daniel Moura, University of Porto, Portugal
Peter Pavek, Pharm Dr., Ph.D., Charles University, Czech Republic
Carlo Riccardi, University of Perugia, Italy
Hans-Uwe Simon, University of Bern, Switzerland
Öner Süzer, Istanbul University, Turkey

ESSENTIAL READING IN

combinatorial drug therapy



Drug-Acceptor Interactions - Modeling theoretical tools to test and evaluate experimental equilibrium effects by Niels Bindslev, MD, Associate Professor and Lecturer in Physiology at the Department of Biomedical Sciences, Faculty of Health Sciences, University of Copenhagen, Denmark.

An in-depth, yet controversial, exploration of existing tools for analysis of dose-response studies at equilibrium or steady state, this book is essential

reading for post-graduate students and researchers engaged in the study of systems biology, networks, and the pharmacodynamics of natural or industrial drugs, as well as for medical clinicians interested in drug application and combinatorial drug therapy.

Price: €76 excl. VAT
ISBN: 978-91-977071-0-7
428 pages, 260 illustrations of which 140 in colour

To order, send an email to: info@co-action.net – mention campaign code CC2012-1 to receive free shipping

COACTION
PUBLISHING

MEDICINE & HEALTH
SERIES

6th European Congress of Pharmacology

Sponsorships

Major Sponsors



Sponsors



Exhibitors

abcam Biochemicals®

ADINSTRUMENTS
making science easier

BIOGEN

GEN-PROBE

JANVIER
THE REFERENCE

ugo basile
TRANSFORMING IDEAS INTO INSTRUMENTS

TOCRIS
bioscience

WILEY-BLACKWELL

WISEPRESS

Societies



BPS BRITISH PHARMACOLOGICAL SOCIETY
today's science, tomorrow's medicines



Danish Society for **Pharmacology**



EACPT

www.ephar.org

EPHAR

SFY Suomen Farmakologiyhdistys
Finnish Pharmacological Society



Sociedad Española de Farmacología

SIF
SOCIETÀ ITALIANA DI FARMACOLOGIA



Institutions

CONSEJO GENERAL DE COLEGIOS OFICIALES DE FARMACÉUTICOS

ugr Universidad de Granada

Technical Secretariat

vibo Congressos

Floor Plan

0 FLOOR

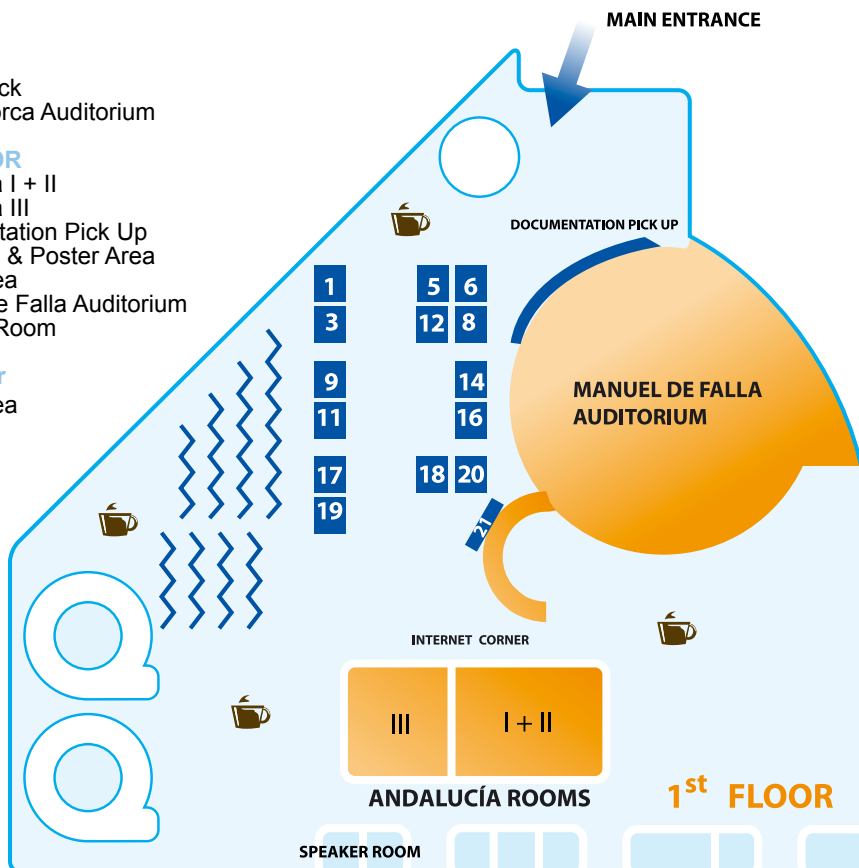
Coat Check
García Lorca Auditorium

1st FLOOR

Andalucía I + II
Andalucía III
Documentation Pick Up
Exhibition & Poster Area
Lunch Area
Manuel de Falla Auditorium
Speaker Room

2nd Floor

Lunch Area



- Stand 1:** Granada Tourism
- Stand 3:** Leica Microsystems
- Stand 5:** ADInstruments
- Stand 6:** TOCRIS Bioscience / BIOGEN Científica
- Stand 8:** Spanish Society of Pharmacology
- Stand 9:** WILEY-BLACKWELL
- Stand 11:** British Pharmacological Society
- Stand 12:** Gen-Probe Life Science Ltd.
- Stand 14-16:** Ugo Basile
- Stand 17:** Abcam Biochemicals
- Stand 18-20:** Janvier
- Stand 19:** DMT A/S
- Stand 21:** Wisepress

Scientific Programme











The programme includes the following sessions:

A **Plenary Session** is a session with no contemporary parallel. Typically with invited lecturers and no oral communications

A **Main Session** is organized by the sponsor in consultation with the Scientific Committee. They run in parallel and with invited lecturers and no oral communications

An **Oral Presentation Session** is generally composed of a variable number of selected oral communications from the same field.

A **Workshop** is a session organized by an external organization with invited speakers on a specific field followed by questions from the audience. The format is autonomously chosen by the organizers.

-  Cardiovascular
-  Clinic Pharmacology
-  Drug Safety and Toxicology
-  Endocrinology
-  Gastrointestinal/Respiratory Pharmacology
-  Neuro/Psycho Pharmacology
-  Pharmacogenetics
-  Pharmacology of Pain and Inflammation
-  Receptors
-  Teaching

Meeting at a Glance

Tuesday, July 17th 2012

	García Lorca Auditorium	Manuel de Falla Auditorium	Andalucía I - II	Andalucía III
17:00 - 20:30	Documentation Pick Up			
20:30 - 21:00	Opening and Welcome Session			
21:00 - 21:30	Welcome Cocktail			

Wednesday, July 18th 2012

	García Lorca Auditorium	Manuel de Falla Auditorium	Andalucía I - II	Andalucía III
08:00 - 09:00	Documentation Pick Up			
09:00 - 10:30	Receptors Biological and Therapeutic Roles of Glycine Receptors	Pharmacology of Pain and Inflammation Botulinum Toxin type - A and Pain	Cardiovascular Pharmacology Novel Targets in the Control of Vascular Function	Pharmacogenetics Pharmacogenetics: from Drug Development to Clinical Practice
10:30 - 11:00	Coffee Break and Poster viewing			
11:00 - 12:00	Oral Presentations Receptors (C001-C005)	Oral Presentations Pharmacology of Pain and Inflammation (C016-C020)	Oral Presentations Cardiovascular Pharmacology (C011-C015)	Oral Presentations Drug safety and Toxicology (C006-C010)
12:00 - 13:30	Plenary Lecture Pharmacogenetics as a Tool to Predict Drug Response. Practical Applications in Cardiovascular Therapeutics			
13:30 - 15:00	Lunch			
15:00 - 16:00	Oral Presentations Receptors (C026-C030)	Oral Presentations Pharmacology of Pain and Inflammation (C036-C040)	Oral Presentations Cardiovascular Pharmacology (C031-C035)	Oral Presentations Neuro/Psycho Pharmacology (C021-C025)
16:00 - 17:30	Receptors Latest Developments in Cysloop Receptor Structure and Function	Pharmacology of Pain and Inflammation Novel Targets for Treatment of Inflammatory Diseases	Cardiovascular Pharmacology Protective Agents against Myocardial Ischemia/Reperfusion Injury	Neuro/Psycho Pharmacology Phytocannabinoid-Based Medicines: Promising Perspectives for Brain Disorders
17:30-18:00	Wine and Poster viewing			
18:00-19:00		Workshop Integration of Traditional and Modern Medicine	Workshop A Drug Information Tool in Spain: Bot PLUS	Seminar on High Content Screening

Thursday, July 19th 2012

	García Lorca Auditorium	Manuel de Falla Auditorium	Andalucía I - II	Andalucía III
08:30 - 09:00	Documentation Pick Up			
09:00 - 10:30	Neuro/Psycho Pharmacology New Perspectives in the Treatment of Sleep Disorders	Cardiovascular Pharmacology The Carotid Body: Target for New Drugs and Advanced Therapies	Pharmacology of pain and Inflammation Symptomatic Slow Acting Drugs for Osteoarthritis: What's the evidence?	Gastrointestinal Pharmacology Interfering with the Crosstalk between Immune Cells in Gastrointestinal Disorders
10:30 - 11:00	Coffee Break and Poster viewing			
11:00 - 12:00	Oral Presentations Neuro/Psycho Pharmacology (C041-C045)	Oral Presentations Cardiovascular Pharmacology (C051-C055)	Oral Presentations Drug Safety and Toxicology (C056-C060)	Oral Presentations Gastrointestinal Pharmacology (C046-C050)
12:00 - 13:30	Neuro/Psycho Pharmacology Present and Future of Immunoglobulins in the Management of Neurological Diseases	Cardiovascular Pharmacology Organic Nitrates from Molecular Mechanisms to Clinics Implications	Endocrinology and Metabolism New Frontiers in Incretin Based Drugs for the Treatment of Diabetes Mellitus	Respiratory Pharmacology New Perspectives in the Role of Bronchodilators for the Treatment of Airway Diseases
13:30 - 15:00	Lunch			
15:00 - 16:00	Oral Presentations Neuro/Psycho Pharmacology (C061-C065)	Oral Presentations Pharmacology of Pain and Inflammation (C036-C040)	Oral Presentations Endocrinology and Metabolism (C071-C075)	Oral Presentations Receptors (C076-C080)
16:00 - 17:30	Neuro/Psycho Pharmacology Second Generation Antipsychotics and Serotonin 5HT 2A Receptors	Pharmacology of Pain and Inflammation Novel Mechanism and Molecules for the Treatment of Inflammation	Endocrinology and Metabolism New Pharmacological Approaches to Complex Diseases: Obesity Metabolic Syndrome and T2DM	Receptors Rho/Rho-Kinase Signalling in Health and Diseases
17:30 - 18:00	Wine and Poster viewing			
18:00 - 19:00			I Meeting of the SEF Young Researchers	

Friday, July 20th 2012

	García Lorca Auditorium	Manuel de Falla Auditorium	Andalucía I - II	Andalucía III
09:00 - 10:30	Receptors Novel Targeting of the 5-HT3 for Potential Therapeutic Benefit	Neuro/Psycho Pharmacology The Pharmacological Modulation of Adult Neural Stem/Progenitor Cells	Endocrinology and Metabolism Antidiabetic Treatments and the Brain	Pharmacogenetics Personalized Medicine: New Challenge in Osteoarthritis
10:30 - 11:00	Coffee Break and Poster viewing			
11:00 - 12:00	Oral Presentations Cardiovascular Pharmacology (C081-C085)	Oral Presentations Pharmacology of Pain and Inflammation (C096-C100)	Oral Presentations Endocrinology and Metabolism (C091-C095)	Oral Presentations Pharmacogenetics-Metabolism (C086-C090)
12:00 - 13:30	Clinic Pharmacology Past, Present and Future of Oral Single Tablet Regimen in Public Health Diseases. Toward the Standard of Care Based on Valuable Outcomes	Pharmacology of Pain and Inflammation Sigma - 1 Receptors: A New Target for Pain Treatment	Respiratory Pharmacology New Therapies for Pulmonary Hypertension	Teaching Teaching Pharmacology to Medical Students
13:30 - 15:00	Lunch			
15:00 - 16:00		Oral Presentations Pharmacogenetics and cancer (C101-C105)	Oral Presentations Respiratory Pharmacology (C106-C110)	Oral Presentations Teaching (C111-C115)
16:00 - 17:30	Receptors TRP Channels	Pharmacology of Pain and Inflammation Inflammation: A Therapeutic Target in Numerous Diseases	Respiratory Pharmacology Respiratory Pharmacology and Pulmonary Surfactant	Teaching Standards for PhD Education in Biomedicine
17:30 - 18:00	Wine and Poster viewing			

Tuesday, July 17th 2012

20.30 - 21.00
García Lorca
Auditorium

Opening Session

Francisco González Lodeiro, Rector, University of Granada

Ulrich Förstermann, President, Federation of European Pharmacological Societies (EPHAR)

Teresa Tejerina, President of the Spanish Society of Pharmacology

Antonio Zarzuelo, Organizing Committee Chair of the 6th European Congress of Pharmacology

Juan Tamargo, Scientific Committee Chair of the 6th European Congress of Pharmacology

Wednesday, July 18th 2012

09.00 - 10.30
García Lorca
Auditorium

Main Session

Biological and Therapeutic Roles of Glycine Receptors

Sponsor: British Pharmacological Society

Chair:

Robert J. Harvey, Department of Pharmacology, The School of Pharmacy, London, UK

Pathomechanisms of glycine receptor channelopathies and regeneration of synaptic plasticity

Carmen Villmann, Institut für Biochemie, University Erlangen-Nürnberg, Germany

Glycine receptor $\alpha 2$ or $\alpha 3$ subtypes control pain, rhythmic breathing and locomotor activity

Robert J. Harvey, Department of Pharmacology, the School of Pharmacy, London, UK

A novel role for the glycine receptor $\alpha 4$ subunit in spinal and hindbrain control of startle and motility

Maximiliano Suster, Sars International Centre, Bergen, Norway

Mechanisms of glycine receptor $\alpha 1\beta$ subtype dysfunction in startle disease

Trevor G. Smart, Department of Neuroscience, Physiology & Pharmacology, University College London, UK

09.00 - 10.30
Manuel de Falla
Auditorium

Main Session
Botulinum Toxin Type-A and Pain

Sponsor: Croatian Pharmacological Society

Chair:

Zdravko Lackovic, University of Zagreb School of Medicine, Zagreb, Croatia

Clinical application of Botulinum toxin A in pain: where we are now?

Maja Relja, Movement Disorders Center Department, University of Zagreb, School of Medicine, Zagreb, Croatia

Behavioural evidence for central origin of the antinociceptive action of Botulinum toxin type A

Lidija Bach-Rojecky, Faculty of Pharmacy and Biochemistry, University of Zagreb, Croatia

Modulatory action of Botulinum toxin type A on neuropathic pain: behavioral and immunohistochemical studies in animal models

Siro Luvisetto, Institute of Neuroscience Psychobiology and Psychopharmacology, Roma, Italy

Recent histochemical and physiological evidences for central effects of Botulinum toxin type A. what we know and what we don't know?

Zdravko Lackovic, Department of Pharmacology & Croatian Brain Research Institute, University of Zagreb, School of Medicine, Croatia

Main Session
Novel Targets in the Control of Vascular Function

Sponsor: University of Granada

Chairs:

*Ulrich Förstermann, Johannes Gutenberg University, Mainz, Germany
Juan Tamargo, Complutense University, Madrid, Spain*

Pharmacological approaches and mechanisms to prevent vascular oxidative stress

Ulrich Förstermann, Johannes Gutenberg University, Mainz, Germany

From receptor modulators to microRNAs: new therapeutic targets for vascular function

Chantal Dessy, Université Catholique de Lovain, Bruxelles, Belgium

Role of PPAR β in vascular tone in hypertension

Rosario Jiménez, University of Granada, Granada, Spain

Microparticles: the new players as tools and targets in the regulation of vascular function

Ramaroson Andriantsitohain, University of Angers, France

09.00 - 10.30
Andalucia I + II

09.00 - 10.30
Andalucía III

Main Session

Pharmacogenetics: from Drug Development to Clinical Practice

Sponsor: *Instituto Roche*

Chair:

Julio Benitez, University of Extremadura Medical School & Infanta Cristina University, Badajoz, Spain

Drug metabolism within the brain and drug response

Rachel Tyndale, Centre for Addiction and Mental Health, University of Toronto, Department of Pharmacology & Toxicology, Toronto, Ontario, USA

Rational study designs for pharmacogenetics in clinical research

Julia Stingl, University Ulm, Institute of Pharmacology of Natural Products and Clinical Pharmacology, Ulm, Germany

Pharmacogenomics and drug safety

Munir Pirmohamed, The Wolfson Centre for Personalised Medicine, Institute of Translational Medicine, University of Liverpool, UK

Pharmacogenetics role in clinical practice

Julio Benitez, University of Extremadura Medical School & Infanta Cristina University, Badajoz, Spain

10.30 - 11.00

Coffee Break and Poster Viewing

11.00 - 12.00
García Lorca
Auditorium

Oral Presentations on Receptors

Chair:

Fermín Sánchez de Medina, University of Granada, Spain

C001 Biased agonism of Mu-Opioid receptor ligands in T Lymphocytes is involved in the induction of interleukin-4

J Kraus, S Lanciotti, C Borner

C002 E1R, a novel positive modulator of sigma 1 receptors, attenuates scopolamine-induced cognitive impairment in mice

L Zvejniece, B Shvalbe, R Vilskersts, R Mezhapuke, M Vorona, G Veinbergs, I Misane, I Stonans, I Kalvinsh, M Dambrova

C003 Uncompensated upregulation of ryanodine receptor 2 with unchanged other calcium regulating proteins expression plays a significant role in early development of anthracycline cardiomyopathy

J Klimas, D Kucerova, G Doka, J Kmecova, P Musil, K Turcekova, P Ochodnický, P Krenek, P Babal, P Boknik, J Kyselovic

C004 Identifying the active conformation of the mGlu4 receptor positive allosteric modulator VU0155041: Implications for drug discovery

Y Harrak, X Rovira, P González-Bulnes, F Malhaire, C Goudet, J-P Pin, J Giraldo, A Llebaria

11.00 - 12.00
Manuel de Falla
Auditorium

Oral Presentations on Pharmacology of Pain and Inflammation

Chair:

Antonio García, Universidad Autónoma de Madrid, Spain

C016 Histopathology of Inhalation of Industrial Bleach and Detergent Mixture on Lung in Mice

G Vaezi

C017 Melanocortin receptors are novel effectors of macrophage efferocytosis and promote resolution of inflammation

T Montero-Melendez, T EN Jonassen, M Seed, M Perretti

C018 Direct inhibition of cold-activated ion channel TRPM8 by Galpha q protein

X Zhang, S Mak, L Li, A Parra, B Denlinger, C Belmonte, P McNaughton

C019 Is the KH type splicing regulatory protein (KSRP) the main mediator of the anti-inflammatory effects of resveratrol?

J Art, V Besche, M Bros, H Li, N Handler, F Bauer, T Erker, F Behnke, B Mönch, VM Dirsch, O Werz, H Kleinert, A Pautz

C020 Effect of chondroitin sulfate on the factors involved in synovial inflammation

J Martel-Pelletier, F Mineau, E Montell, J Vergés, J P Pelletie

Oral Presentations on Cardiovascular Pharmacology

Chair:

Pilar D' Ocón, University of Valencia, Spain

C011 Effects of $\alpha 1$ -adrenoceptor modulation, using tamsulosin, on spontaneous activity in the guinea pig prostate gland

B Chakrabarty, A Dey, M Lam, S Ventura, B Exintaris

C012 Kv7 Channel activation reduces spontaneous excitability of mouse isolated detrusor smooth muscle, whilst leaving stimulus-evoked contractions unaffected

P Sidaway, J Bowen, F Caputo, K Brain

C013 Muscarinic receptors and adrenoceptors are means of nearly unchanged heart function in M2 KO mice

J Benes, E Varejkova, V Farar, J Rotkova, J Myslivecek

C014 A novel mechanism for the genesis of arrhythmias? The role of the low affinity $\beta 1$ -adrenergic receptor and CGP12177 in spontaneous calcium release in rat atrial myocytes

C S Sam, T B Bolton, I Piper, A Hoppe, D Greenhill, N S Freestone

C015 F 373280, (D)-panthenol mono-ester of DHA: a novel antiarrhythmic compound for the treatment of atrial fibrillation

E Dupont-Passelaigue, R Létienne, C Pignier, B Le Grand

11.00 - 12.00
Andalucía I + II

11.00 - 12.00
Andalucía III

Oral Presentations on Drug Safety and Toxicology

Chair:

María Isabel Lucena, University of Malaga, Spain

C006 Control and elimination of bacterial contaminants in pharmacological experiments

E Kmonickova, P Kostecka, P Jansa, Z Zídek

C008 Late changes after a euglycaemic insulin clamp can lead to significant increases in QTcF in healthy subjects

J Taubel, U Lorch, D Djumanov, J Singh, V Batchvarov, I Savelieva, A Camm

C009 Alterations on biological systems caused by in vivo PCB126 inhalation exposure in rats

A L Shimada, S M Bolonheis, A Nakasato, S H Farsky

C010 Medication incidents related to technology in a University-affiliated general hospital in 2006-2010

B M Y Cheung, N R Samaranayake, C M W Chui

12.00 - 13.30
García Lorca
Auditorium

Plenary Session

Pharmacogenetics as a Tool to Predict Drug Response. Practical Applications in Cardiovascular Therapeutics

Simone Tabassome, Saint Antoine Hospital, Pierre et Marie Curie University (UPMC), Paris, France

Sponsor: European Association for Clinical Pharmacology and Therapeutics (EACPT)

13.30 - 15.00

Lunch

15.00 - 16.00
García Lorca
Auditorium

Oral Presentations on Receptors

Chair:

Ángel Cogolludo, Complutense University, Madrid, Spain

C027 Molecular analysis of nitric oxide production by estrogen and selective estrogen receptor modulators (SERM)

M Heras, A Paula Dantas

C028 Activation of AMPK by metformin protects infarcted myocardium through suppression of toll-like receptor activity

A Garjani, H Soraya, S Farajnia, M Rameshrad, A Khorrami, A Banani, N Maleki-Dizaji

C029 Use of scintillation proximity assay (SPA) for the characterization of the specific G-protein subtypes stimulated by different GPCRs in postmortem human brain tissue

P Miranda-Azpiazu, R Diez-Alarcia, L F Callado, J J Meana

C030 Calcium oscillations and their inhibition by different drugs in human mesenteric arteries

J Navarro-Dorado, M Garcia-Alonso, M Ramajo, S Redondo, U Medina-Moreno, T Tejerina

15.00 - 16.00
Manuel de Falla
Auditorium

Oral Presentations on Pharmacology of Pain and Inflammation

Chair:

Carlo Riccardi, Università degli Studi di Perugia, Italy

C036 The role of transient receptor potential ankyrin 1 (TRPA1) receptor activation in hydrogen-sulphide-induced CGRP-release and vasodilation

E Pinter, Zs Hajna, G Pozsgai, T Bagoly, L Boros, A Kemeny, Zs Helyes, J Szolcsanyi

C037 5-HT7 receptors : A novel therapeutic target for inflammatory pain

A Dogrul, M Seyrek, O Yesilyurt, S Tasdemir, Z Halici

C038 Effect of agonist (Nociceptin/Orphanin FQ) and antagonist (UFP-101) of the NOP receptor system in a rat model of experimental colitis

C Petrella, C Giuli, H Eutamene, C Cartier, M Leveque, A Bedini, S Spampinato, L Bueno, V Theodorou, M Broccardo, G Improta, S Agostini

C039 Could shikonin, a drug used in traditional Chinese medicine, be effective in ulcerative colitis?

I Andújar, A Martí, J L Ríos, M C Recio

C040 Lack of geranylgeranyltransferase activity in gut epithelial cells leads to disruption of intestinal homeostasis

R López-Posadas, M Bergö, C Becker, F Sánchez de Medina, I Atreya

15.00 - 16.00
Andalucía I + II

Oral Presentations on Cardiovascular Pharmacology

Chair:

Francisco Pérez Vizcaino, Complutense University, Madrid, Spain

C031 Is Human Cytomegalovirus Infection Associated with Hypertension? The United States National Health and Nutrition Examination Survey 1999-2002

B M Y Cheung, C Li, NR Samaranyake, K L Ong, H K Wong

C032 Comparative study of myocardial infarction treatment with or without microencapsulated stem cells in a porcine model

G Gomez-Mauricio, A Acarregui, F M Sánchez-Margallo, D Celdrán, G Orive, R Hernández, J L Pedraz, M F Martín-Cancho

C033 Synergistic protection against cardiac ischemia-reperfusion injury by simultaneous inhibition of MLC1 phosphorylation and its degradation by MMP-2

V J Cadete, H B Lin, J Sawicka, G Sawicki

C034 Promoter hypomethylation Upregulates Na⁺-K⁺-2Cl⁻ cotransporter 1 in angiotensin II-induced hypertensive rats

I K Kim

C035 Estrogens modulate contractile effect of serotonin in aorta from female middle-aged senescence-accelerated mice*S Novella, P Medina, A P Dantàs, C Bueno-Betí, G Segarra, C Hermenegildo*15.00 - 16.00
Andalucía III

Oral Presentations on Neuro/Psycho Pharmacology

Chairs:

*Javier Garzón, Cajal Institute, CSIC, Madrid, Spain***C021 Implication of nuclear factor (erythroid-derived 2)-like 2 (Nrf2) in depressive disorders***M D Martín-de-Saavedra, M P Cunha, J Budni, V Gómez-Rangel, S Lorrio, L del Barrio, I Lastres-Becker, E Parada, A L S Rodrigues, A Cuadrado, M G López***C022 Effects of PEA and Luteolin in an animal model of anxiety/depression in neurogenesis-dependent pathway***R Crupi, A Ahmad, E Esposito, S Cuzzocrea***C023 The involvement of oxytocin in the pro-cognitive effects of angiotensin IV on one-trial learning***S Linsdall, R Payne, PR Gard***C024 Hinokiresinols reduce rat cerebral ischemic injury via stereo-specific antioxidant and anti-inflammatory activities***C Ju, S Hwang, G S Cho, I Y Choi, G Kondaji, Y Choi, W K Kim***C025 Dysregulation of 5HT2A and mGlu2 receptors in rat cortex after chronic treatment with antipsychotics***A García-Bea, P Miranda-Azpiazu, C Muguruza, A M Gabilondo, R Díez-Alarcia, L F Callado, J González-Maeso, J J Meana*16.00 - 17.30
García Lorca
Auditorium

Main Session

Recent Developments in Cys-loop Receptor Structure and Function*Sponsor: British Pharmacological Society*

Chairs:

*Sarah Lummis, University of Cambridge, UK**John Peters, Neurosciences Institute, University of Dundee, Dundee, UK***Introduction: Cys-loop receptors in the 2nd decade of the 21st century***Sarah Lummis, University of Cambridge, UK***Structural revelations from pLGIC homologs***Chris Ulens, University of Leuven, Belgium***What single channels tell us about agonist efficacy?***Lucia Silvilotti, University College London, UK***Novel compounds to distinguish homo vs heteromeric 5-HT3 receptors***Andrew Thompson, University of Cambridge, UK*

Determinants of ion conduction in cys-loop receptors

Tim Hales, University of Dundee, UK

16.00 - 17.30
Manuel de Falla
Auditorium

Main Session

Novel Targets for Treatment of Inflammatory Diseases

Sponsor: Italian Society of Pharmacology

Chairs:

Carlo Riccardi, University of Perugia, Italy

Thomas Brunner, University of Konstanz, Germany

Anti-inflammatory GPCRs as novel targets to harness the resolution of inflammation

Mauro Perretti, William Harvey Research Institute, Barts and The London School of Medicine, London, UK

Nuclear receptors as new targets for inflammation

Salvatore Cuzzocrea, University of Messina, Italy

Anti-inflammatory effects of antibiotics

M^a Elena Rodriguez, CIBERehd-Department of Pharmacology, University of Granada, Granada, Spain

Local glucocorticoid synthesis as a regulatory mechanism and therapeutic target in inflammatory bowel disease

Thomas Brunner, University of Konstanz, Germany

Main Session

Protective Agents Against Myocardial Ischemia/Reperfusion Injury

Chairs:

Alain Berdeaux, Creteil, France

Juan Tamargo, Complutense University, Madrid, Spain

Twenty five years of pre/postconditioning: what lessons for a pharmacological approach of cardioprotection?

Alain Berdeaux, Creteil, France

The late sodium current as a new therapeutic target in myocardial ischemia and arrhythmias

Juan Tamargo, Complutense University, Madrid, Spain

Mitochondria as a pharmacological target for cardioprotection

David Garcia-Dorado, Barcelona, Spain

Mild hypothermia and cardioprotection: Pharmacological and therapeutic applications

Renaud Tissier, Department of Pharmacology, Medicine faculty of Créteil and Inserm Unit U955, Paris-East University, France

16.00 - 17.30
Andalucia I + II

16.00 - 17.30
Andalucía III

Main Session

Phytocannabinoid-Based Medicines: Promising Perspectives for Brain Disorders

Sponsor: *Almirall*

Chairs:

Vincenzo Di Marzo, Institute of Biomolecular Chemistry, CNR, Pozzuoli, Italy

Javier Fernández-Ruiz, Complutense University, Madrid, Spain

Phytocannabinoids: Ancient compounds acting on novel targets

Vincenzo Di Marzo, Institute of Biomolecular Chemistry, CNR, Pozzuoli, Italy

Phytocannabinoid-based therapy in brain tumors

Manuel Guzmán, Complutense University, Madrid, Spain

Phytocannabinoid-based therapy in psychiatric disorders

Daniela Parolaro, University of Insubria, Italy

Phytocannabinoid-based therapy in neurodegeneration

Javier Fernández-Ruiz, Complutense University, Madrid, Spain

17.30 - 18.00

Wine and Poster Viewing

18.00 - 19.00
García Lorca
Auditorium

Workshop

Integration of Traditional and Modern Medicine

Chairs:

Prof. Michael Mulvany, Denmark

Prof. Arunabha Ray, India

Translational Research in Traditional Medicine : An experience in Bronchial Asthma

Dr. Kavita Gulati, Associate Professor in Pharmacology, V.P. Chest Institute, Faculty of Medicine, University of Delhi, Delhi, India

A potential of 3, 5, 7, 3', 4'-pentamethoxyflavone from *kaempferia parviflora* on treatment of erectile dysfunction: study in isolated human cavernosum

Dr. Chaweewan Jansakul, Associate Professor in Physiology, Faculty of Science, Prince of Songkla University, Hatyai, Songkhla, Thailand

Neuroimmunomodulation by herbal adaptogens

Prof. Arunabha Ray, Department of Pharmacology, V.P. Chest Institute, Faculty of Medicine, University of Delhi, Delhi, India

18.00 - 19.00
Andalucía I + II

Workshop

A drug information tool in Spain: Bot PLUS

Organized by: Consejo General de Colegios Oficiales de Farmacéuticos

18.00 - 19.00
Andalucía III

Seminar on High Content Screening

Organized by: Leica Microsystems

Thursday, July 19th 2012

09.00 - 10.30
García Lorca
Auditorium

Main Session

New Perspectives in the Treatment of Sleep Disorders

Sponsor: Ferrer

Chairs:

Thomas Roth, Sleep Disorders and Research Center, Henry Ford Hospital, Detroit, USA

Maria Antonia Quera Salva, Sleep Unit, Raymond Poincaré Hospital, Garches, France

Pathophysiology of sleep disorders

Luc Staner, Clinical Sleep Research Unit, Rouffach Hospital, France

Unmet needs in sleep disorders including comorbidities

Thomas Roth, Sleep Disorders and Research Center, Henry Ford Hospital, Detroit, USA

Advancements made in the development of Orexin for sleep disorders

Luis de Lecea, Stanford University School of Medicine, Palo Alto, USA

Evaluation of GABA agonists for the treatment of insomnia; The good, the bad & the newer generation

Maria Antonia Quera Salva, Sleep Unit, Raymond Poincaré Hospital, Garches, France

09.00 - 10.30
Manuel de Falla
Auditorium

Main Session

The Carotid Body: Target for New Drugs and Advanced Therapies

Sponsor: The Portuguese Society of Pharmacology

Chair:

Maria Emilia Monteiro, University of Lisbon, Portugal

Oxygen sensing and metabolic disturbances

Silvia Conde, Nova University of Lisbon, Lisbon, Portugal

Hypertension in chronic intermittent hypoxia/obstructive sleep apnoea

Peter W de Leeuw, University Hospital Maastricht, The Netherlands

Cell therapy in Parkinson disease

Ricardo Pardal, Institute of Biomedicine of Sevilla (IBiS), University of Sevilla, Spain

Carotid body chemoreception in heart failure

Harold D. Schultz, Department of Cellular & Integrative Physiology, College of Medicine, University of Nebraska, Omaha, Nebraska, USA

09.00 - 10.30
Andalucía I + II

Main Session

**Symptomatic Slow Acting Drugs for Osteoarthritis:
What's the Evidence?**

Sponsor: Bioibérica Farma

Chairs:

Maribel Lucena, Hospital Universitario Virgen de la Victoria, Faculty of Medicine, University of Málaga, Spain

Antonio García, Faculty of Medicine, Universidad Autónoma de Madrid, Spain

Welcome and introduction

Maribel Lucena and Antonio García

The pathophysiology of osteoarthritis and treatment

*Pascal Richette, Department of Rheumatology
Lariboisière Hospital Paris, Paris, France*

Chondroitin sulfate: review of clinical efficacy

Antonio García, Faculty of Medicine, Universidad Autónoma de Madrid, Madrid, Spain

Treatment of knee osteoarthritis in patients with moderate-to-severe pain

Jordi Monfort, Hospital del Mar, Barcelona, Spain

09.00 - 10.30
Andalucía III

Main Session

**Interfering with the Crosstalk between Immune Cells in
Gastrointestinal Disorders**

Sponsor: University of Granada

Chair:

Julio Galvez, Department of Pharmacology, University of Granada, Spain

Mechanism of action of anti-TNFs in inflammatory bowel disease

Gijs R Van den Brink, Tytgat Institute for Liver and Intestinal Research, Amsterdam, The Netherlands

Therapeutic targets for chronic inflammatory intestinal diseases. Where are we and what is the future?

Eduard Stange, Department of Internal Medicine I, Robert Bosch Hospital, Stuttgart, Germany

Neutrophils at the interface between innate and adaptive immunity

Marco Cassatella, Department of Pathology and Diagnostics, Division of General Pathology, University of Verona, Italy

Educating the immune system with mesenchymal stem cells: a therapeutic opportunity for inflammatory bowel diseases

Mario Delgado, Instituto de Parasitología y Biomedicina "Lopez-Neyra", CSIC. Granada, Spain

10.30 - 11.00

Coffee Break and Poster Viewing

11.00 - 12.00
García Lorca
Auditorium

Oral Presentations on Neuro/Psycho Pharmacology

Chair:

Javier Meana, University of the Basque Country, Spain

C041 Gene expression changes during zebrafish development induced by morphine exposure

I Rodriguez-Martin, M J Herrero-Turrion, R E Rodriguez

C042 Essential oil of aniseed (*Pimpinella anisum*, L.) influences effects of drugs acting in central nervous system in mice

I Samojlik, V Mijatovic, S Petkovic, B Skrbic, B Bozin

C043 Transient exposition to neonatal hypothyroidism increases hepatic gene expression of Suppressors of Cytokine Signaling during catch-up growth and in adulthood

L Fernández-Perez, M Mirecki-Garrido

C044 Identification of novel Neuropeptide S receptor ligands as treatments for substance abuse

S P Runyon, C Hassler, N Goeders, C Schmoutz, R Reinscheid

C045 Absence of endogenous Toll-like receptors (TLRs) worsened secondary inflammatory process after spinal cord compression injury in mice

I Paterniti, D Impellizzeri, R Crupi, A Ahmad, E Esposito, S Cuzzocrea

11.00 - 12.00
Manuel de Falla
Auditorium

Oral Presentations on Cardiovascular Pharmacology

Chair:

María Teresa Tejerina, Complutense University, Madrid, Spain

C051 Microparticles induce pulmonary artery contraction through activation of acid sphingomyelinase and inhibition of Kv currents

J Moral-Sanz, B Barreira, L Moreno, E Moreno, R Soleti, D Morales-Cano, R Andriantsitohaina, A Cogolludo, C Martinez, F Perez-Vizcaino

C052 Pharmacological concentrations of mitoxantrone are able to activate caspases and dually modify glutathione pathways in HL-1 cardiomyocytes

V M Costa, J P Capela, M L Bastos, J A Duarte, F Remião, F Carvalho

C053 Novel HSF-1 mimetics as therapeutics to restore proteostasis in Atrial Fibrillation

Bianca JJM Brundel, F Hoogstra-Berneds, I Kuipers, A Heeres, H Steen, R H Henning

C054 Anger expression in patients with arterial hypertension: the influence of antihypertensive treatment

M Caramona, E Silva, Z Mendes, E Ponciano

**C055 Study of cardiovascular safety profile of Budesonide/
Formoterol fixed combination in treatment of chronic
obstructive pulmonary disease in patients with cardiovascular
diseases**

L Bolieva

11.00 - 12.00
Andalucía I + II

Oral Presentations on Drug Safety and Toxicology

Chair:

Julio Benitez, University of Extremadura, Spain

**C056 Sevoflurane was more effective than remifentanyl
controlling hemodynamic function in patients undergoing
laparoscopy**

M V Bellido, I Bellido, T Fernandez-Vilchez, M J Fernandez-Baena, A Gomez-Luque

**C057 Autoimmunity in repeated drug-induced liver injury (DILI)
episodes**

C Stephens, I Medina-Cáliz, M C Fernández, H Hallal, N Hernández, F Bessone, A F González, A Sanchez, M di Pace, E Ulzurrun, R J Andrade, M I Lucena

**C058 Using medications in pregnancy according to risk
category**

M Asceric, S Loga - Zec

**C059 Multi-detection of three marine toxin groups by a solid-
phase inhibition immunoassay using a microsphere-flow
cytometry system**

M Fraga, N Vilariño, M C Louzao, K Campbell, C T Elliott, L M Botana

**C060 Assessment of drug use in special situations: evidence
level to guide off-label prescribing**

E Blanco, A Muñoz, M E Rodríguez-Mateos, M Saldaña, El Márquez, M V Manzano

11.00 - 12.00
Andalucía III

**Oral Presentations on Gastrointestinal/Respiratory
Pharmacology**

Chairs:

Mario Delgado, López-Neyra Institute, Granada, Spain

Gijs R. Van den Brink, Tygat Institute for Liver and Intestinal Research, Amsterdam, The Netherlands

**C046 Mechanisms involved in the antiproliferative and
proapoptotic effects of unsaponifiable fraction of extra virgin
olive oil on HT-29 cancer cells**

A Cárdeno, M Sánchez-Hidalgo, C Alarcón de la Lastra

**C047 Minocycline attenuates piroxicam-induced colonic damage
in IL-10-/- KO mice**

N Garrido-Mesa, F Algieri, P Zorrilla, A Rodríguez-Nogales, J Mañe, A Zarzuelo, M Comalada, M E Rodríguez-Cabezas, J Galvez

C048 Pharmacological screening of essential oils for identification of NF- κ B and iNOS inhibitors in a human intestinal epithelial cell line

I Ferreira, A T Rufino, M C Lopes, L Salgueiro, C Cavaleiro, A F Mendes

C049 Effect of neurokinin 1 (NK1) receptor antagonism and the differential role of NK1 receptors in dextran-sulfate (DSS) induced colitis in mice

I Szitter, E Pintér, A Perkecz, Á Kemény, C Pietra, J Quinn, A Zimmer, A Berger, Zs Helyes

C050 Severity of enteric nervous system neuropathy during Herpes simplex virus type 1 infection is related to viral replication

M Qesari, P Brun, P Marconi, R Manservigi, I Castagliuolo, M C Giron

12.00 - 13.30
García Lorca
Auditorium

Main Session

Present and Future of Immunoglobulins in the Management of Neurological Diseases

Sponsor: Grifols

Chair:

J. García Sevilla, University of the Balearic Islands, Spain

Benefits of the IVIGs in the management of neuromuscular diseases

Isabel Illa, Hospital Santa Creu i Sant Pau, Barcelona, Spain

IVIGs in chronic inflammatory demyelinating neuropathies, CIDP (ICE Study) Clinical implications

Hans Peter Hartung, Heinrich-Heinze-University, Düsseldorf, Germany

IVIGs in other inflammatory neuropathies

Eduardo Nobile-Orazio, Milan University, IRCSS Istituto Clinico Humanitas, Italy

12.00 - 13.30
Manuel de Falla
Auditorium

Main Session

Organic Nitrates from Molecular Mechanism to Clinic Implications

Organizer: Prof. Dr. Hartmut Kleinert.

Sponsor: Actavis Deutschland GmbH & Co. KG

Chairs:

Ulrich Förstermann. University, Mainz, Germany

Hartmut Kleinert. University, Mainz, Germany

New insights into bioactivation and effects of organic nitrates, nitrate tolerance and cross-tolerance

A. Daiber, Johannes Gutenberg University Hospital, 2nd Medical Clinic, Molecular Cardiology, Mainz, Germany

Mechanisms of action of organic nitrates: a clinician's perspective

T. Gori, Johannes Gutenberg University Hospital, 2nd Medical Clinic, Molecular Cardiology, Mainz, Germany

Differential effects of organic nitrates on endothelial progenitor cells

T. Thum, Department of Cardiology and Angiology, Hannover Medical School, Hannover, Germany

Nitric oxide pathway in hypertrophied heart: New therapeutic uses of nitric oxide donors

C. Delgado, Department of Pharmacology, Faculty of Medicine, Complutense University, Madrid, Spain

12.00 - 13.30
Andalucia I + II

Main Session

New Frontiers in Incretin Based Drugs for the Treatment of Diabetes Mellitus

Organizer: Spanish Society of Pharmacology

Sponsor: Lilly

Chairs:

Michaela Diamant, Amsterdam, The Netherlands

Javier Salvador, Clínica Universidad de Navarra, Pamplona, Spain

The Pharmacologic Basis of incretin action. Differences Among GLP-1 Receptor Agonists and DPP-4 Inhibitors

Michaela Diamant, Department of Internal Medicine, VU University Medical Center (VUMC) Amsterdam, The Netherlands

The Role of Incretins in Glucose Homeostasis and Diabetes treatment

Manel Puig, Hospital Universitari Germans Trias i Pujol, Universitat Autònoma of Barcelona, Spain

Role of Incretin hormones in the central control regulation of energy balance and metabolism

Carlos Dieguez, Department of Physiology, School of Medicine, CIMUS-University of Santiago de Compostela, Spain

Extraprepancreatic effects of incretin-based therapy

Javier Salvador, Endocrinology and nutrition Unit, Clínica Universidad de Navarra, Pamplona

12.00 - 13.30
Andalucia III

Main Session

New Perspectives in the Role of Bronchodilators for the Treatment of Airway Diseases

Organizers: Amadeu Gavalda & Montse Miralpeix

Sponsor: Almirall

Chairs:

Montse Miralpeix, Almirall, R&D Center, Barcelona, Spain

Maria G. Belvisi, National Heart & Lung Institute, Imperial College, London, UK

New long acting muscarinic antagonists (LAMA): from preclinical to the clinical setting

Clive Page, Sackler Institute of Pulmonary Pharmacology, King's College, London, UK

Long acting beta2 adrenergic agonists (LABA): what is coming and future hurdles

Malcolm Johnson, Respiratory Science, GlaxoSmithKline, UK

The discovery of dual muscarinic antagonist & beta2 adrenergic agonist compounds (MABA): a path for the development of triple therapies for COPD

Montse Miralpeix, Respiratory Therapeutic Area-Discovery, Almirall, R&D Center, Barcelona, Spain

Potential novel bronchodilator mechanisms for the future

Maria G. Belvisi, National Heart & Lung Institute, Imperial College, London, UK

13.30 - 15.00

Lunch

15.00 - 16.00

García Lorca Auditorium

Oral Presentations on Neuro/Psycho Pharmacology

Chair:

José Manuel Baeyens, University of Granada, Spain

C061 Diet supplementation by resveratrol reduces hippocampal amyloid and tau pathology in SAMP8 mice: participation of sirtuin 1 pathway

M Pallàs, D Porquet, S Bayod, A Camins, A M Canudas, J del Valle

C062 'Ecstasy' and amphetamine neurotoxicity to cultured rat cortical neurons in a continuous exposure model

S da Costa Araújo, V M Costa, F C Pereira, E Fernandes, M de Lourdes Bastos, F Dias Carvalho, J P Capela

C063 Effect of typical and atypical antipsychotics on DOPA transport in dopaminergic neurons

E Moura, E Silva, E Magalhães-Ribeiro, M P Serrão, M A Vieira-Coelho

C064 Adolescent delta-9-tetrahydrocannabinol administration sensitizes the development of schizophrenia-like symptoms in adult rats

E Zamberletti, P Prini, S Speziali, M Gabaglio, T Rubino, D Parolaro

C065 CB2 receptor expression is not increased in adipose tissue macrophage during obesity but mediates pro-inflammatory actions

A Gambero, E M F Gotardo, A N DosSantos, M L Ribeiro

15.00 - 16.00

Manuel de Falla Auditorium

Oral Presentations on Pharmacology of Pain and Inflammation

Chair:

José Luis Rios, University of Valencia, Spain

C066 Synergistic chondroprotective effect of chondroitin sulfate and glucosamine: a pharmacoproteomic study

V Calamia, J Mateos, P Fernández-Puente, L Lourido, E Montell, J Vergés, C Ruiz-Romero, FJ Blanco

C067 Anti-Spasmogenic, Paw Oedema Inhibitory and Membrane Stabilizing Activity of Yemeni Sidr Honey

A Ahmad Alzubier, P Nwabueze Okechukwu

C068 Recent histochemical and physiological evidences for central effects of Botulinum toxin type A. What we know and what we don't know?

Z Lackovic, I Matak, L Bach-Rojecky, B Filipovic

C069 Behavioural evidence for central origin of the antinociceptive action of botulinum toxin type A

L Bach-Rojecky, V Drinovac, Z Lackovic

C070 Unsaponifiable fraction of extra virgin olive oil inhibits the induction of inducible nitric oxide synthase and cyclooxygenase-2 in murine peritoneal macrophages

M Aparicio-Soto, A Cárdeno, M Sanchez-Hidalgo, C Alarcón de la Lastra

15.00 - 16.00
Andalucía I + II

Oral Presentations on Endocrinology and Metabolism

Chair:

Manuel Vázquez Carrera, University of Barcelona, Spain

C071 Intensive glucose lowering for diabetes: Long-term impact on absolute risk of mortality

C R Kumana, B M Y Cheung, K C B Tan

C072 Hypoglycemic activity of standardized extract of *Cosinium fenestratum* stem bark and its effect on liver and kidney function parameters in streptozotocin-induced diabetic rats

P N Okechukwu, G A Akowuah, A W Ndyebura, N C Chiam

C073 Melatonin increases brown adipose tissue mass and its functionality in young Zucker diabetic fatty rats

A Jiménez-Aranda, G Fernández-Vázquez, R Ibán-Arias, A Agil

C074 Attenuation of renovascular damage in Zucker diabetic fatty rat by NWT-03, an egg protein hydrolysate with ACE- and DPP4-inhibitory activity

H Buikema, S Landheer, Y Wang, WH van Gilst, A van Amerongen, HP Hammes, RH Henning, LE Deelman

C075 Serum ferritin and transferrin saturation were independently associated with pre-diabetes among U.S. adults

T T Cheung, C L Cheung, B M Y Cheung

15.00 - 16.00
Andalucia III

Oral Presentations on Receptors

Chair:

María Isabel Loza, University of Santiago de Compostela, Spain

C076 Is Insulin a stimulus for carotid body activation?

M J Ribeiro, C Gonzalez, M P Guarino, E C Monteiro, S V Conde

C077 The relaxant effect of RRF is mediated by the inhibition of Ca⁺⁺ sensitization and the activation of Kir channels in bovine retinal arteries

S Takir, B Sonmez, U Dogan, O Ozdemir

C078 Vascular hypoxic-preconditioning relies on TRPV4-dependent calcium influx and proper intercellular gap-junctions communication

G Rath, G Behets, M Romero-Perez, E Leon-Gomez, C Bouzin, J Vriens, B Nilius, O Feron, C Dessy

C079 Dual effects of propafenone on Kir2.x channels

P Dolz-Gaitón, R Caballero, R Gómez, A Barana, I Amorós, M González de la Fuente, J Tamargo, E Delpón

C080 Human inducible nitric oxide synthase (iNOS) expression is regulated by nonsense mediated decay (NMD)

K Schmitz, K Koch, S Hahn, J Art, I Forsch, A Pautz, H Kleinert

16.00 - 17.30
García Lorca
Auditorium

Main Session

Second Generation Antipsychotics and Serotonin 5HT_{2A}

Sponsor: *Rovi Laboratories*

Chair:

Javier Meana, University of the Basque Country, Spain

Imaging the pharmacology of antipsychotics in the human brain

Gerhard Gründer, RWTH Aachen University, Germany

Pharmacogenetic influence of 5-HT_{2A} receptors on antipsychotic response

María J. Arranz, King's College London, United Kingdom

Antipsychotic activity and 5HT_{2A}-mGlu₂ receptor complex signalling crosstalk

Javier Gonzalez-Maeso, Mount Sinai School of Medicine, New York, NY, United States

Atypical antipsychotics and Dopamine D₂ receptors occupancy: the role of pharmacokinetics

Ignacio Ayani, Department of Clinical Pharmacology, Rovi Laboratories, Spain

16.00 - 17.30
Manuel de Falla
Auditorium

Main Session
Novel Mechanism and Molecules for the Treatment of Inflammation

Sponsor: Finnish Society of Pharmacology and by and educational grant by Pfizer

Chair:

Eeva Moilanen, Finland

Pharmacology of JAK inhibitors in auto-immune conditions: qualitative and quantitative attributes

Pankaj Gupta, USA

MKP - 1 as an inflammatory factor and drug target

Riku Korhonen, Finland

PDE4 inhibitors for asthma and COPD

Richard Knowles, UK

Adipokines as inflammatory mediators

Katriina Vuolteenaho, Finland

16.00 - 17.30
Andalucia I + II

Main Session
New Pharmacological Approaches to Complex Diseases: Obesity, Metabolic Syndrome and T2DM

Sponsor: University of Granada

Chair:

Juan Carlos Laguna, Pharmacology Unit, School of Pharmacy, University of Barcelona, Barcelona, Spain

BAT activation as a therapeutic strategy for obesity and associated complications?

Andrew Whittle, University of Cambridge, UK

FGF21 as a new drug-target for metabolic diseases

Francesc Villarroya, University of Barcelona, Spain

New compounds raising HDL by interacting directly with CETP

Eric Niesor, Pharmaceutical Division, Hoffman la Roche, Switzerland

New drugs for T2DM: SGLT2 inhibitors

Francisco Tinahones, Universidad de Málaga, Spain

16.00 - 17.30
Andalucia III

Main Session
Rho/Rho-kinase Signalling in Health and Diseases

Sponsor: Turkish Pharmacological Society

Chair:

Kansu Buyukafsar, Mersin University, Turkey

A deep insight into the smooth muscle cell contraction in terms of Rho/Rho-kinase pathway

Avril V. Somlyo, University of Virginia, USA

Role of Rho/Rho-kinase pathway in cardiovascular system

Hiroaki Shimokawa, Tohoku University, Japan

Rho/Rho-kinase signalling in respiratory system

A. Tuncay Demiryurek, Gaziantep University, Turkey

Rho-family GTPases, Rac1 and Cdc42 in ovarian cancer

Angela Wandinger-Ness, University of New Mexico, USA

Importance of Rho/Rho-kinase pathway in gastrointestinal and urogenital systems

Kansu Buyukafsar, Mersin University, Turkey

17.30 - 18.00

Wine and Poster Viewing

18.00 -19.00
Andalucia I + II

I Meeting of the SEF Young Researchers

Friday, July 20th 2012

09.00 - 10.30
García Lorca
Auditorium

Main Session

Novel Targeting of the 5-HT₃ for Potential Therapeutic Benefit

Sponsor: British Pharmacological Society

Chair:

Nicholas Barnes, University of Birmingham Medical School, UK

Background to 5-HT₃ receptors and therapeutic potential of this molecular target

John Peters, Neurosciences Institute, University of Dundee, Dundee, UK

Potential of 5-HT₃ receptor isoform-selective antagonists

Beate Niesler, Department of Human Molecular Genetics, University of Heidelberg, Germany

Partial 5-HT₃ receptor agonists

Nicholas Moore, AMRI Inc, Albany, New York, USA

Allosteric modulation of the 5-HT₃ receptor

Nicholas Barnes, University of Birmingham Medical School, UK

09.00 - 10.30
Manuel de Falla
Auditorium

Main Session

The Pharmacological Modulation of Adult Neural Stem/Progenitor Cells

Sponsor: Italian Society of Pharmacology

Chairs:

Pier Luigi Canonico, University of Novara, Italy

Amelia Eisch, UT Southwestern Medical Center, Dallas, Texas, USA

Modulation of epileptogenesis-associated neurogenesis

Michele Simonato, University of Ferrara, Italy

Novel targets for modulation of adult neurogenesis by psychoactive drugs

Mariagrazia Grilli, University of Piemonte Orientale "Amedeo Avogadro", Novara, Italy

CB1 cannabinoid receptor regulation of neurogenesis and its influence in emotional behaviour

Ismael Galve-Roperth, Complutense University, Madrid, Spain

New horizons for new neurons: Adult-generated neurons and implications for the normal and diseased brain

Amelia Eisch, UT Southwestern Medical Center, Dallas, Texas, USA

09.00 - 10.30
Andalucia I + II

Main Session
Antidiabetic Treatments and the Brain

Sponsor: Danish Society of Pharmacology and MSD Denmark

Chair:

Jørgen Rungby, University of Aarhus, Denmark

Introcuton: Are there common denominators for metabolic diseases and neurodegeneration and can we treat them?

DPP-IV inhibitors and GLP-1 analogues, is the brain a target?

Carolyn F. Deacon, Univeristy of Copenhagen, Denmark

Insulin treatment and weight, can pharmacologically induced weight gain be avoided?

Manfred Hallschmid, University of Lubeck, Germany

Cerebrovascular disease and antidiabetic treatments

Kaare Haurvig Palnum, Department of Clinical Epidemiology, Aarhus University Hospital, Denmark

09.00 -10.30
Andalucia III

Main Session
Personalized Medicine: New Challenge in Osteoarthritis

Sponsor: Bioiberica Farma

Chairs:

Josep Vergés, PharmaScience Bioibérica, Barcelona, Spain

Teresa Tejerina, Faculty of Medicine, Complutense University, Madrid, Spain

Role of genetics in prediction of osteoporosis risk

Xavier Nogués, Hospital del Mar de Barcelona, Spain

Arthroschip: a DNA-based prognostic test for osteoarthritis

Josep Vergés, PharmaScience Bioibérica, Barcelona, Spain

Wet Biomarkers for osteoarthritis diagnostic and prevention

Yves Henrotin, Department University of Liege Institute of Pathology Bone and Cartilage Research Unit CHU, Liege, Belgium

Cell therapy: a novel pharmacological approach

Roke Iñaki Oruezabal, Andalusian Initiative for Advance Therapies, Sevilla, Spain

10.30 - 11.00

Coffee Break and Poster Viewing

11.00 - 12.00
García Lorca Auditorium

Oral Presentations on Cardiovascular Pharmacology

Chair:

Eva Delpón, Complutense University, Madrid, Spain

C081 Targeting cyclooxygenase-2 and oxidant stress pathways for attenuation of radiation-induced vascular dysfunction

J Pietzsch, M Laube, S Ullm, F Sehn, FJ Pietzsch, T Kniess

C082 Retinoid X Receptor (RXR) agonists inhibits mononuclear leukocyte-endothelial cell interactions through peroxisome proliferator-activated receptor- γ (PPAR γ) activation

M J Sanz, F Albertos, L Crespo, E J Morcillo, L Piqueras

C083 Nox5 is involved in angiotensin-II-induced arterial fractalkine (CX3CL1) expression and mononuclear cell arrest

C Rius, L Piqueras, F Albertos, H González, P Escudero, EJ Morcillo, MJ Sanz

C084 Inflammation promotes visfatin synthesis and release by human endothelial cells

T Romacho, L Villalobos, E Cercas, R Carraro, C F Sánchez-Ferrer, C Peiró

C085 PPAR β/δ activation prevents the high glucose-induced impairment of insulin stimulated nitric oxide production in human endothelial cells by reducing mitochondrial reactive oxygen species

A M Quintela, R Jimenez, L Piqueras, M Gomez-Guzman, P Galindo, J Haro, M J Zarzuelo, S Boaretto, A Cogolludo, M J Sanz, F Perez-Vizcaino, J Duarte

11.00 - 12.00
Manuel de Falla
Auditorium

Oral Presentations on Pharmacology of Pain and Inflammation

Chair:

Clara Faura, University Miguel Hernández, Spain

C096 Melatonin inhibits nitric oxide production and microsomal prostaglandin E synthase-1 expression in LPS-activated murine peritoneal macrophages via NF κ B signalling pathway

M Aparicio-Soto, C Alarcón de la Lastra, A Cárdeno, M Sánchez-Hidalgo

C097 Prevention of cisplatin induced electrophysiological alterations in A-delta fibres by SR1A, a new sigma 1 antagonist

R Girón Moreno, N A Paniagua De Veizaga, J M Vela, C Goicoechea García, M I Martín Fontelles

C098 Pinitol inhibits LPS-induced inflammatory response in murine peritoneal macrophages: Role of NF κ -B signaling pathway

N H Gonzalez-Mauraza, M Sanchez-Hidalgo, M Aparicio-Soto, A Leon-Gonzalez, A Cardeno, C Alarcon de la Lastra, C Martin-Cordero

C099 Potential antipsoriatic effect of chondroitin sulphate by inhibition of NF- κ B and STAT3 signalling pathways

R M Andrés, M C Terencio, M Payá, M C Montesinos, P Navalón, F Valcuende, M Herrero, J Vergés

C100 PPAR α agonist fenofibrate and PPAR γ agonist GW1929 differently regulate classical and alternative activation pathways in macrophages

A Pekurinen, E L Paukkeri, E Moilanen

11.00 - 12.00
Andalucia I + II

Oral Presentations on Endocrinology and Metabolism

Chair:

*Juan Carlos Laguna, Pharmacology Unit, School of Pharmacy,
University of Barcelona, Barcelona, Spain*

C091 Water-soluble rice bran extract improves metabolic and vascular function in obese Zucker rats

*M L Justo, R Rodríguez-Rodríguez, C Claro, B Martín de Soto, E Vila,
M Álvarez de Sotomayor, J Parrado, M D Herrera*

C092 The effect of acute caffeine administration on insulin sensitivity is mediated by A1 and A2B adenosine receptors

J F Sacramento, M J Ribeiro, M P Guarino, S V Conde

C093 Effect of N-acetylcysteine on cardiovascular function in two rat models of diabetes

J Y T Leung, C C Y Pang

C094 Fructose induces synthesis and reduces oxidation of liver fatty acids through ChREBP activation

A Rebollo, M Baena, N Roglans, M Alegret, J C Laguna

C095 AMPK-independent variation of sirtuin expression levels is correlated with the reversion of an obesity-like phenotype *Caenorhabditis elegans*

*A Alcaide, A Cano, J J Infante, J Muñoz, S García-Mauriño, E Talero,
V Motilva*

11.00 - 12.00
Andalucia III

Oral Presentations on Pharmacogenetics and Metabolism

Chair:

Inmaculada Bellido, University of Málaga, Spain

C086 Syntheses and structure activity relationships of seven Manganase salen derivatives as anti-amyloidogenic agents Hen-Egg white Lysozyme aggregation

S Bahramikia, R Yazdanparast

C087 Safety assessment reevaluation of biotechnology-derived pharmaceuticals as the imperative for getting renewed marketing authorisation approval (MAA) -Experience from medicines and medical devices agency of Serbia-ALIMS

V Stanimirovic, B Stanimirovic, D Nikolic, A Nikolic, B Stanimirovic

C088 The CYP3A5 single nucleotide polymorphism on tacrolimus dose requirements in pediatric liver transplantation

*R Canaparo, A Brunati, D Bongioanni, L Serpe, E Bovio, E Imbalzano,
F Foglietta, PL Calvo*

C089 Palmitoylethanolamide, a lipid mediator, controls feeding behaviour and restores leptin sensitivity in ovariectomized obese rats

G Mattace Raso, A Santoro, R Simeoli, R Russo, G D'Agostino, A Calignano, R Meli

C090 SOCS2 Knockout Mice Gender dimorfism in insulin resistance and hepatic steatosis induced by High Fat Diet*M Mirecki-Garrido, F Zadjali, R Santana-Farré, A Flores-Morales, L Fernandez-Perez*12.00 - 13.30
Garcia Lorca
Auditorium

Main Session

Past, Present and Future of Oral Single Tablet Regimen in Public Health Diseases. Toward the Standard of Care Based on Valuable Outcomes

Chair:

*Antonio Portolés, SEFC President***The impact of Single Tablet Regimen on HIV infection therapy***Antonio Antela, HIV-Infectious diseases Unit. Internal Medicine Department. Hospital Clínico Universitario of Santiago de Compostela***The polypill strategy in cardiovascular prevention: improving equitable access and patient's adherence to treatment.***Dr. Ginés Sanz, CNIC - National Center for Cardiological Diseases***The emerging epidemic of drug resistant tuberculosis and one pill only treatment - just an utopia!?***Dr. Gunar Guenther. Tuberculosis Center Borstel. Borstel. Germany*12.00 - 13.30
Manuel de Falla
Auditorium

Main Session

Sigma-1 Receptors: A New Target for Pain Treatment*Sponsor: Esteve*

Chair:

*José M. Baeyens, University of Granada, Spain***Potentials of selective or non-selective sigma-1 ligands in drug development programs***Tangui Maurice, INSERM U. University of Montpellier, France***Sigma-1 receptor blockade enhances opioid-induced antinociception***José M. Baeyens, University of Granada, Spain***Sigma-1 receptor agonists and central sensitization mechanisms***Jang-Hern Lee, College of Veterinary Medicine, Seoul National University, South Korea***Selective sigma-1 receptor antagonists: an emerging strategy for the treatment of neuropathic pain***José M. Vela. Drug Discovery and Preclinical Development, Esteve, Barcelona, Spain*

12.00 - 13.30
Andalucia I + II

Main Session

New Therapies for Pulmonary Hypertension

Sponsor: Danish Society of Pharmacology

Chairs:

Roger Wadsworth, Strathclyde University, Glasgow, Scotland

Ulf Simonsen, Aarhus University, Denmark

Unmet needs for treatment of pulmonary hypertension

Ulf Simonsen, Aarhus University, Denmark

Role of impairment of endothelial cell function in pulmonary hypertension

Roger Wadsworth, Strathclyde University, Glasgow, Scotland

New therapies for pulmonary arterial hypertension: an update on current bench to bedside translation

Robert Najje, Free University of Brussels, Belgium

Treatment of right ventricular heart failure

Jan Harm Bogaard, VU Medisch Centrum, Amsterdam, The Netherlands

12.00 - 13.30
Andalucia III

Main Session

Teaching Pharmacology to Medical Students

Sponsor: EPHAR

Chairs:

Ewan Macdonald, Kupio, Finland

Thomas Griesbacher, Graz, Austria

Teaching the WHO Guide to Good Prescribing

Emilio Sanz, University of La Laguna, Spain

Prevention of medication errors: teaching and training

Robert Likic, Zagreb, Croatia

Teaching safe and effective prescribing to medical students

Simon Maxwell, Edinburgh, UK

Integrating teaching of basic and clinical pharmacology

Ulf Simonsen, Aarhus, Denmark

13.30 - 15.00

Lunch

15.00 - 16.00
Manuel de Falla
Auditorium

Oral Presentations on Pharmacogenetics and Metabolism

Chair:

Carmen Iglesias, University of Salamanca, Spain

C101 Influence of L-thyroxine on the P-glycoprotein functional activity

E N Yakusheva, A S Byryukova, A V Shulkin

C102 NICEdrug as a prominent method for the prediction of metabolic fate of drugs in the liver: study of antiplatelet drugs

A Zisaki, K C Soh, M Seijo, N Hadadi, V Hatzimanikatis

C103 Comparison of *Salvia miltiorrhiza* and *Salvia przewalskii* extract treatment on ethanol voluntary intake and cognitive functions in Warsaw high-alcohol preferring and Warsaw low-alcohol preferring rats

P L Mikolajczak, M Szulc, E Kaminska, N Kukawka, A Szydlo, M Ozarowski, W Dyr, P Bienkowski, E Wyszogrodzka, W Buchwald, P M Mrozikiewicz, T Bobkiewicz-Kozłowska

C104 Effect of zoledronic acid and leuprorelin acetate on proliferative and migratory properties of prostate cancer cells in vitro

B Mognetti, G La Montagna, M G Perrelli, C Cracco, C Penna

C105 Antitumoral activity of FAC-1 and FIH-2, two hydroalcoholic extracts from plants of the Peruvian Amazonia

L S Pinedo, P Iglesias, M Campos-Toimil, J A Costoya

15.00 - 16.00
Andalucia I + II

Oral Presentations on Gastrointestinal/Respiratory Pharmacology

Chair:

María Jesús Sanz, University of Valencia, Spain

C106 Prophylactic surfactant treatment for respiratory distress syndrome in preterm lambs: Comparison of a novel peptide-containing synthetic surfactant (Synsurf) with porcine-derived surfactant (Curosurf®)

J Smith, J M van Zyl, D M Barry, G Maritz

C107 Montelukast prevents microparticle-induced inflammatory and functional alterations in human bronchial smooth muscle cells

S Fogli, F Stefanelli, T Neri, C Bardelli, A Celi, S Brunelleschi, P L Paggiaro, M C Breschi

C108 A key role for acid sphingomyelinase in pulmonary vascular dysfunction induced by lipopolysaccharide

L Moreno, B Barreira, V Lara-Acedo, E Moreno, A Cogolludo, F Perez-Vizcaino

C109 Glycogen synthase kinase-3 β controls autophagy during renal ischemia/reperfusion in vivo

E Esposito, R Crupi, A Ahmad, M Campolo, I Paterniti, S Cuzzocrea

C110 An Investigation of the Effects of the Uraemic Solute Indoxyl Sulphate on Paraquat-Induced Oxidant Injury in Rat Renal Epithelial Cells

R Dalsania, PSKS Nallala, P K Chatterjee

15.00 - 16.00
Andalucia III

**Oral Presentations on Teaching Pharmacology/Drug Safety/
Gastrointestinal Pharmacology**

Chairs:

Ulf Simonsen, University of Aarhus, Denmark

Inmaculada Bellido, University of Málaga, Spain

**C111 Using Stem Cell Derived Cardiomyocytes for Safety
Assessment of Pharmaceutical Compounds**

Y Abassi

**C113 The use of avatars to explain drugs routes administration
reduced anxiety in hospital-treated paediatric patients**

I Bellido, M V Bellido, S Perez-Bertolez, A M Garcia-Perez, A Gomez-Luque

**C114 Differentiated learning in an advanced cardiovascular
pharmacology course**

N S Freestone

**C115 South-East Scotland prescribing tutorials programme - 5
years on - the Tutees' experiences**

K R Gibson, Z Qureshi, M Ross, S R Maxwell

16.00 - 17.30
García Lorca
Auditorium

Main Session

TRP Channels

Sponsor: German Society of Pharmacology

Chair:

Thomas Wieland, Germany

TRP channels as regulators of blood pressure and fertility

Marc Freichel, Department of Pharmacology, University of Heidelberg, Germany

A TR(i)P to Magnesium Homeostasis

Thomas Gudermann, Walther-Straub-Institut fuer Pharmakologie und Toxikologie, Ludwig-Maximilians-Universitaet Muenchen, Germany

Molecular regulation of TRPV4 channel

Miguel A. Valverde, Laboratory of Molecular Physiology and Channelopathies, Dept. Ciències Experimentals i de la Salut, Universitat Pompeu Fabra, Barcelona, Spain

Recent insights on the physiological role of TRPM4

Rudi Vennekens, Laboratory of Ion Channel Research, Division of Physiology, Department Moleculaire Celbiologie, KULeuven, Belgium

16.00 - 17.30
Manuel de Falla
Auditorium

Main Session

Inflammation: A Therapeutic Target in Numerous Diseases

Organizer: Spanish Society of Pharmacology

Sponsors: AMGEN, BIOIBERICA and MSD

Chairs:

Juergen Eckel, German Diabetes Center, Duesseldorf, Germany

Josep Verges, BIOIBERICA, Barcelona, Spain

Inflammation and atherosclerosis, role of phosphodiesterases

Panayotis Fantidis, Unidad de Angiología y Cirugía Vasculiar, Hospital San Pedro de Alcantara-Complejo Hospitalario de Cáceres, Spain

Inflammation and muscular insulin resistance: role of exercise

Juergen Eckel, Integrative Physiology, Paul-Langerhans-Group, German Diabetes Center, Duesseldorf, Germany.

Inflammation and cancer, a target?

Marita Hernandez, Instituto de Biología y Genética Molecular, CSIC-University of Valladolid, Spain

Inflammation and CORP: Role of phosphodiesterase 4 inhibitors

Javier Milara, Fundación de Investigación del Hospital General Universitario de Valencia, Spain, Instituto de Salud Carlos III

16.00 - 17.30
Andalucia I + II

Main Session

Respiratory Pharmacology and Pulmonary Surfactant

Sponsor: Chiesi Farmaceutici

Chair:

Jesús Pérez-Gil, Complutense University, Madrid, Spain

From biophysics to pharmacology: understanding pulmonary surfactant mechanisms to treat respiratory pathologies

Jesus Perez-Gil, Complutense University, Madrid, Spain

Rescuing premature babies with exogenous pulmonary surfactant: a tale of success

Tore Curstedt, Karolinska Institut, Stockholm, Sweden

Surfactant for treatment of acute respiratory distress and chronic interstitial lung diseases: rational, proof of concept and clinical experience

Daniel von der Beck, Giessen University, Germany

Pulmonary surfactant and lung transplantation

Cristina Casals, Complutense University, Madrid, Spain

16.00 - 17.30
Andalucia III

Main Session
Standards for PhD Education in Biomedicine

Sponsor: EPHAR and ORPHEUS

Chairs:

Nick Goulding, London, UK

Roland Johnsson, University of Bergen, Norway

PhD programmes in Spain

*Dolores Prieto, Department of Physiology, Faculty of Pharmacology,
Complutense University, Madrid, Spain*

PhD programmes in Germany

*Katrin Offe, TUM Medical Graduate Center, Faculty of Medicine,
Technical University Munich, Germany*

PhD programmes in Former Eastern Europe

Zdravko Lackovic, University of Zagreb School of Medicine, Croatia

ORPHEUS-AMSE- WFME Standards for PhD education

*Michael Mulvany, Department of Pharmacology, Institute of
Biomedicine, Aarhus University, Aarhus, Denmark*

17.30 - 18.00

Wine and Poster Viewing

Parallel Meetings

Meeting of the EPHAR Executive

Tuesday, July 17th

Time: 15.00

Room: Board Room (2nd Floor)

EPHAR Council Meeting

Wednesday, July 18th

Time: 13.30 – 15.00

Room: Andalucía III

EPHAR New Executive Committee Meeting

Thursday, July 19th

Time: 13.30 – 15.00

Room: Andalucía III

EPHAR Executive Committee and BPS Representatives Meeting

Friday, July 20th

Time: 13.30 – 15.00

Room: Andalucía III

Spanish Society of Pharmacology Assembly

Friday, July 20th

Time: 17.30 – 19.30

Room: Andalucía I + II

Únete al futuro Farmanova

The advertisement features a hand holding several icons representing different business areas: CONVICCIÓN, farmanova, SATISFACCIÓN, PROMOCIONES, GESTIÓN DE EMPRESAS, nova, and DISTRIBUCIÓN. The Farmanova logo is also visible in the top right corner.

www.grupofarmanova.com

The City of Granada

From the time historical records began Granada was ruled by many Caliphs, Arabic sultans and dynasties. The Arabic/Moslem Empire once stretched right up into the north of Spain. The various Christian groups settled their differences, joined together and steadily drove the Arabs out of Spain. Granada was the last stronghold and finally succumbed to Isabel and Ferdinand (the catholic monarchs) in 1492. The Moslems and the Jews were forced to leave the country or convert to Christianity. A period of what would nowadays be described as ethnic cleansing ensued. At the same time Christopher Columbus came to Granada to ask Isabel and Ferdinand for a grant to build ships so that he could conquer the Americas. They gave him the money and I am sure you already know the rest.

The Alhambra

Granada has its usual quotient of churches, museums etc. typical for a southern European city. However, Granada has the Alhambra which is considered by some to be one of the 10 wonders of the world. In case you don't know, the Alhambra is a massive castle constructed over many centuries. It consists of gardens, fortifications and sumptuous palaces. It was the home of many of the Arab Sultans who ruled the whole province so I suppose for centuries it received the optimum in interior decoration and architecture.

The Albaicín

The Albaicín is the old Arabic quarter located on the hill opposite the Alhambra. It is characterized by cobble stoned streets with white washed houses. Despite several centuries of neglect and architectural barbarities allowed by the town council it still retains as a strong Arabic feeling (the Arabic population was ethnically cleansed just over 500 years ago). There are many squares with terrazas and places to laze about and have a bite to eat. The Albaicín is an oil painter's paradise and almost at every turn of the head there is an attractive view, almost always involving glimpses of the Alhambra.

Sacromonte, Flamenco and the Gypsies

The English wear bowler hats and read the Times, the Swiss make good watches, wear short leather trousers, climb mountains and yodel, Americans eat hamburgers, are not shy, drive big cars, and talk loud, the typical idea of a Spaniard is of a dark haired fiery gypsy woman dancing flamenco with a red rose clenched between her teeth with a bit of bullfighting going on in the background. All the national stereotypes are based on something and the Sacromonte is one of the places that gave rise to the connection between Spain and Flamenco.

The gypsies arrived about 600 years ago and one of the places where they congregated was in the caves of the Sacromonte. The mixture of Arabic influence combined with the particular lifestyle and temperament of the gypsies created Flamenco.

Gastronomy

Spanish cuisine is well known all around the world, Granada and its tapas could not be less. The province of Granada, located between mountains and sea, explains its rich and varied kitchen. The most known dishes are the Tortilla de Sacromonte, Habas Fritas con Jamón and Pollo al Ajillo. However, you cannot visit Granada without testing its Trevélez ham, its asparagus, its tropical fruit, its olive oil and its wine.

Social Events

Welcome Cocktail

Granada Congress Centre

Tuesday, 17th July 2012

Time: 21.00h

Included in the Registration Fee. The Badge will be required at the entrance.

Congress Reception

Carmen de los Mártires

Wednesday, 18th July 2012

Time: 20.30h

Included in the Registration Fee. The Badge will be required at the entrance.

Congress Dinner

Hotel MA Nazaríes

Friday, 20th July 2012

Time: 20.30h

Price: 60€

The Badge will be required at the entrance.



General Information

Abstract Book

There is no abstract book, but you will find a pendrive including the abstracts in the Congress Bag

Alhambra Tickets

You must pick up your Alhambra tickets at the Granada Tourism stand

Banks

Banks are open from 8:30h to 14:00h from Monday to Friday during the summer months

Certificate of Attendance

A certificate of attendance will be sent by e-mail after the congress

Cloakroom, luggage and poster storage

There is a cloakroom located in Floor 0

Coffee Breaks

Coffee will be served in the exhibition area each morning

Congress Courtesies

In consideration of all congress participants, cell phones should be turned off in all session rooms. Congress participants are expected to refrain from the following:

- Inflicting personal threat or harm to any congress participant
- Inflicting damage to any property
- Preventing speakers from giving their speeches
- Photographing speakers' slides

Credit Cards

Currency and Exchange: All major international credit cards are accepted. Foreign currency and traveler's checks can be exchanged in Spain at banks and foreign exchange offices. Cash-point machines accepting major international credit cards and charge cards are available at most banks. The Spanish currency is the Euro

Duty Free

There are no restrictions on visitors entering Spain with goods bought in another European Union member country, as long as they are for their own use and not to sell

General Safety Advice for Visitors

Granada is a safe city, with almost no violent crime, and tourists and visitors can stroll around and sightsee at ease. However, as in any big city, some basic safety precautions should be observed. When walking around typical tourist spots, be especially vigilant of handbags and wallets

Internet Facilities

Internet facilities are available at the Internet corner located in the exhibition area. Wifi is also available on the main floor. **Password: alhambra 2012**

Language

Spanish is the main language spoken in Granada. English, and to a lesser extent French, are also fairly widely spoken. Tourist information, menus, etc. are nearly always available in English

Liability and Insurance

The congress secretariat and organizers cannot accept liability for personal accidents or loss of or damage to private property of participants or students, either during or indirectly arising from the 6th European Congress of Pharmacology. Participants should make their own arrangements with respect to health and travel insurance

Lunch

The registration fee includes lunch (18th, 19th and 20th July). It will be served on the 1st and 2nd floor from 13.30 to 14.30

Public Transport and Car Rental

Granada has a good, comprehensive public transport network, with special ten-trip and one, two or three-day tickets valid on bus, metro and local trains. Taxis are abundant and reasonably priced. Free parking is very limited in the city center and car parks are expensive, so car rental is only really recommended for excursions outside the city

Registration

The registration desk is located on the 1st floor. It will be open during the following times:

Tuesday, July 17th	17.00 – 20.30
Wednesday, July 18th	08.00 – 18.00
Thursday, July 19th	08.30 – 18.00
Friday, July 20th	08.30 – 18.00

Shopping

Normal trading hours are Monday to Saturday from 9:00 to 13:30 and 16:30 to 20:00; however, in the city center and shopping malls, many shops stay open all day from 10:00 to 22:00

Smoking Policy

Smoking is not permitted anywhere within the congress venue

Speaker Room

The speaker room will provide facilities for:

- Reviewing your Power Point presentation
- Making last minute alterations to your Power Point
- Receiving expert advice from technical staff

VAT

There is a variable value added tax (VAT) of 8% to 18% applied to most items and services, but most prices you see will include it. When it is not included, it should be clearly indicated

6th European Congress of Pharmacology

Taxis

Taxis in Granada may be ordered by phone, picked up at authorized taxi stands, or flagged down in the street. Always check that the meter is running. Taxis must usually be paid in cash though some accept credit cards

Tipping

In restaurants, hotels, taxis, hairdressers and so on, a gratuity is not included in the price. Although optional, tips are readily accepted and a general guideline is between 5% and 10% of the bill, depending on the quality of the service. Hotel and airport porters will take, depending on the luggage you have, 1€ to 3€

Poster Sessions

Wednesday, July 18th 2012

- P001 Serum iron and zinc changes in pulmonary tuberculosis patients during pharmacotherapy with regimens consisted of ethambutol
M Abbasinazari
- P002 CHOP down-regulates cFLIP_L expression through promoting ubiquitin/ proteasome-mediated cFLIP_L degradation
HJ Noh, SJ Lee, EG Sung, IH Song, JY Kim, CH Woo, TJ Lee
- P003 Clinical Effectiveness of the Pharmacological Profile of a Patient in Primary Care Practice
SM Jankovic, SM Stefanovic
- P004 Assessment of the use of bevacizumab in oncology patients
JF Marín Pozo, I Caba Porras, A Alcalá Sanz, L Marín Caba, A Acuña Vega, M Vargas Lorenzo, F Horno Ureña
- P005 Evaluation of bacteriuria and antimicrobial susceptibility among hospitalized patients with and without catheter in Kerman province, Iran in 2011
F Sarrafzadeh, SM Sohrevardi, M Yazdizadeh
- P006 Comparative effectiveness of irbesartan/hydrochlorothiazide and valsartan/hydrochlorothiazide combination in lowering blood pressure: an observational study in Oman
KA Al Balushi, J Qasim, I Al-Zakwani
- P007 Gender association and low dose of Daclizumab in comparison with standard regimen to prevent rejection in kidney transplant patients
S Mojtaba Sohrevardi, J Azmandian, Z Shafiee
- P008 Glucocorticoid-Induced Leucine Zipper (GILZ) controls T lymphocytes differentiation
T Frammartino, O Bereshchenko, D Sorcini, M Biagioli, M Cimino, M Di Sante, A Venanzi, S Bruscoli, C Riccardi
- P009 Glucocorticoid-Induced Leucine Zipper (GILZ) and the new isoform L-GILZ mediates the anti-inflammatory effects of glucocorticoids
D Sorcini, T Frammartino, S Bruscoli, O Bereshchenko, M Di Sante, A Venanzi, M Cimino, M Biagioli, C Riccardi
- P010 Study of the effects of hydro-alcoholic extract of *Passiflora incarnata* on morphine withdrawal syndrome in mice
M Motaghinejad, M Motevalian, O Motaghinejad
- P011 Prevalence of Zinc, Magnesium, Calcium and Phosphorus deficit in breast milk in La Plata city, Argentina
MA Gulayin, E Perez, D Rosa, G Marín, JO Errecalde, N Mestorino
- P012 Neuroprotective effect of senna extract in rat model of Parkinson's disease
P Rahimi-Moghaddam, A-S Moazzam, H Rasouli
- P013 Effect of cigarette smoking on calcium fluoride uptake by enamel: an *in vitro* study
K Basic, I Sutej, K Peros, K Rošin-Grget

- P015 Nosocomial Gram-positive infections and antimicrobial susceptibility pattern of causative microorganisms at a referral teaching hospital in Tehran, Iran
H Khalili, R Soltani, S Dashti-khavidaki
- P016 Development of trioxane-glycolipid hybrids as anti-oral cancer agents
D Min, J Ricci, M Kim, WY Chung, KK Park, M Jung
- P017 Sex differences in the use of hypnotics and benzodiazepines in patients with alcohol dependence and insomnia
K Nenadic-Sviglin, G Nedic, M Nikolac, D Muck-Seler, N Pivac
- P018 Analysis of health inequalities in the elderly and vulnerable population: 1960-2010
M Gonzalvo-Cirac, M Girabent, MV Roqué, I Morales
- P019 Trends in the utilization of nervous system drugs in Croatia during the period 2007-2010
P Draganic, V Macolic-Sarinic, S Zezelic
- P020 Application of FRAP method for the determination of the antioxidant activity of new peptide esters of Galanthamine
DP Obreshkova, D Zheleva – Dimitrova, DD Tsvetkova, ND Danchev
- P021 Inhibition of the local effects of *Bothrops pauloensis* venom by steroidal alkaloids from *Solanum campaniforme* Roem & Schult (Solanaceae)
RJB Jorge, RM Ximenes, JSAM Evangelista, DB Menezes, PHS Costa, VGV Soares, Ebs Diz-Filho, MH Toyama, MCM Torres, ODL Pessoa, ER Silveira, HSA Monteiro
- P022 Serbia - the country without depression?
M Stojancevic, M Paut Kusturica, N Pavlovic, B Stanimirov, K Stankov, A Sabo, M Mikov
- P023 Characterization of the effect of limonene on pregnant rat myometrium *in vitro*
J Hajagos-Tóth, R Gáspár
- P024 A hydroalcoholic extract from the leaves of *Nerium oleander* inhibits glycolysis and induce selective killing of lung cancer cells
E Burgos-Morón, JM Calderón-Montaño, ML Orta, C Pérez-Guerrero, M López-Lázaro
- P025 Chronic cystitis enhances carbachol-induced calcium release in permeabilized rat detrusor smooth muscle
M Denizalti, NT Durlu-Kandilci, TE Bozkurt, I Sahin-Erdemli
- P026 Protective effect of a phenolic extract from *Corema album* berries against oxidative stress on HepG2 cells
AJ León-González, S Ramos, MA Martín, R Mateos, B Sarriá, M López-Lázaro, L Bravo, C Martín-Cordero, L Goya
- P027 A new aziridine compound with highly selective anticancer activity
JM Calderón-Montaño, E Burgos-Morón, C Palo-Nieto, C Morales-Pacheco, P Góngora-Vargas, ML Orta, F Iglesias-Guerra, JM Vega-Pérez, M López-Lázaro
- P028 Modulation of proliferation and tyrosine protein phosphorylation in HeLa cells by garlic derivatives
D Viña, M Lamela, E Cano, M Camiña, M Yáñez, R Laguna

- P029 Chronic treatment with antidepressant drugs and memantine during abstinence following ethanol drinking in mice: Are sigma₁ receptors relevant for antidepressant-like effect?
G Skuza, W Sadaj, M Kabzinski
- P030 Nanoparticles loaded with meso-tetrakis (4-sulfonatophenyl) porphyrin enhance efficacy of sonodynamic therapy in an *in vitro* cancer model
F Foglietta, R Canaparo, M Ballestri, G Sotgiu, A Guerrini, G Varchi, E Imbalzano, R Frairia, L Serpe
- P031 *In vitro* anti-cancer efficacy evaluation of cholesteryl butyrate solid lipid nanoparticles in human cancer cell lines with different p53 status
F Foglietta, R Canaparo, E Imbalzano, C Musicanti, P Gasco, GP Zara, L Serpe
- P032 Comparative pharmacodynamic and HPLC study of *Hypericum perforatum* L
Aleksandar Raskovic, Jelena Cvejic, Nebojsa Stilinovic, Svetlana Golocorbin-Kon, Sasa Vukmirovic, Momir Mikov
- P033 The marine sponge toxin agelastin B increases the intracellular Ca²⁺ concentration and induces apoptosis in human breast cancer cells (MCF-7)
AA Pimentel, P Feliberti, F Sojo, L Colman, A Mayora, H Rojas, R Dipolo, AI Suarez, R Compagnone, F Arvelo, I Galindo, J De Santics, P Chirino, G Benaim
- P034 Use of multiple sources and capture-recapture method to estimate the frequency of hospitalizations related to drug abuse
E Jouanjus, L Pourcel, S Saivin, L Molinier, M Lapeyre-Mestre
- P035 Bone modelling during orthodontic tooth movement is regulated by osteoclastic and osteoblastic stimulation via ET_A receptors and osteoclastic inhibition via ET_B receptors
I Štokelj, T Marinko, A Meh, S Sproggar, G Drevenšek, M Drevenšek, M Yanagisawa
- P036 Evaluation of the Tacrolimus Assay on the Dimension Xpand Analyser
P Granić, Z Lalić, R Kos, J Sertić
- P037 Dopamine D3 receptor: a new target for the treatment of glaucoma
GM Leggio, C Bucolo, A Maltese, A Castorina, V D'agata, F Drago
- P038 Anti-epidermal growth factor/epidermal growth factor receptor therapeutic anti-cancer drugs and the wound healing process
A Casaco, D Fuentes, N Ledón, L Chacón, N Fernández, A Iglesias, A Fernández, D Hernández, B Sánchez, T Crombet
- P039 Semi-synthetic derivatives of quercetin as antioxidants and aldose reductase inhibitors in prevention of diabetic complications: preclinical study *in vitro*
M Stefek, I Milackova, L Kovacikova, M Majekova, M Veverka, E Veverkova, E Svajdlenka, J Gallovic
- P040 Effect of osteopontin on the drug transporter expression in prostate cancer cells
IS Hsieh, WM Fu, RS Yang, WJ Chuang, HC Liou
- P041 Effects of doxazosin on renin-angiotensin system-regulating aminopeptidase and vasopressin-degrading specific activities in male and female rat hypothalamus-pituitary-adrenal axis
M Arrazola, MJ Ramirez-Exposito, MD Mayas, S Chica-Rodriguez, MJ Garcia, JM Martinez-Martos

- P042 Prothrombotic effects of short-term aldosterone infusion in adrenalectomized diabetic rats
P Szoka, A Zakrzaska, J Szemraj, W Kisiel, E Chabielska
- P043 BM2 peptide induces apoptosis-like cell death in *Candida albicans*
M Acosta-Zaldivar, MT Andrés, JF Fierro
- P044 Regulation of Fas-associated death domain (FADD) adaptor and phosphorylated FADD in brain regions of kainic acid-treated mice: Increased hippocampal p-Ser191 FADD/FADD survival ratio
B Keller, JA García-Sevilla
- P045 $\alpha 7$ and $\alpha 6\beta 4$ subtypes are included in the subunit composition of nicotinic receptors and contribute to exocytosis in human chromaffin cells
A Hernández-Vivanco, A Pérez-Alvarez, JM McIntosh, A Albillos
- P046 Characterization of Adenosine Receptors in Human and Mouse Melanoma Cells
A Falcato-Soares, C Diniz, P Fresco
- P047 Study of Possible Pharmacological Interactions between a Certain Oral Antidiabetic and Some Antiepileptic Drugs in Experimental Animals
Y Maklad, S Kenawy, H Abougomaah
- P048 Cardiotoxic mechanisms of the n-butanol extract and purified compounds isolated from stems of *tinospora crispa* in the left atria of rat
C Jansakul, S Praman, MJ Mulvany, DE Williams, RJ Andersen
- P049 A Pharmacological investigation of the scorpion venom effect on the cardio-hepatic tissues: Correlation with inflammatory response
S Adi-Bessalem, F Laraba-Djebari
USTHB, Faculty of Biological Sciences,
- P050 Vagal alteration: from phenomenon to mechanisms understanding
WJ Zang, M Zhao, L Sun, DL Li, SS Kong, JJ Liu, J Zhou, H Hu, XJ Yu
- P051 Changes in cardiac B-adrenergic receptors in the offspring of mothers that were cold-stressed during gestation
B Piquer, G Bahamondes, R Barra, G Diaz, HE Lara
- P052 Endothelial nitric oxide modulatory role on vascular sympathetic reactivity
JB Sousa, P Fresco, C Diniz
- P053 Purinergic impact on urothelial cell proliferation
P Aronsson, M Andersson, G Tobin
- P054 Effect of cibacron blue and suramin on non-adrenergic non-cholinergic motor responses in the rat anorectum
Galya Stavreva, Radomir Radomirov, Nikolai Lazarov
- P055 Locality-dependent modular motor responses in rat anorectum – cholinergic and nitrenergic contribution
Radomir Radomirov, Galya Stavreva
- P056 Importance of levosimendan in the management of cardiogenic shocks
M Dridi, F Jenane, Ma Yousfi, I Labben, A Jbali, A Lebbi, C Rhomdani, A Jandoubi, M Ferdjani
- P057 Pharmacological evidence for the existence of four separate β -adrenoceptors in chick embryo ventricular cardiac myocytes
NS Freestone, C Read, H Al-Hakem, KP Patel, CLS Sam

- P058 Investigation of the antifibrillatory drug interactions between valsartan and amiodarone in perfused rabbit hearts
AA Almotrefi, MS Alhumayyd
- P059 cGMP-dependent protein kinase contributes to hydrogen sulfide-stimulated vasorelaxation
A Cantalupo, E Mitidieri, V Vellecco, MR Bucci, A Papapetropoulos, R Wang, R Feil, G Cirino
- P060 Antithrombotic effect of eplerenone - selective mineralocorticoid receptor antagonist - in arterial thrombosis model in diabetic rats
E Chabielska, A Zakrzaska, A Gromotowicz, J Szemraj, U Bycul, P Szoka, W Kisiel, I Kasacka
- P061 Long-term Anticoagulant Therapy with Warfarin and its Risks and Pitfalls in Old Age
Pavel Weber, Hana Meluzinova, Jana Hrubanova, Hana Kubesova, Vlasta Polcarova, Dana Weberova
- P062 Erythropoietin suppressed oxidized low density lipoprotein induced apoptosis of vascular smooth muscle cell
H Hu, XJ Yu, J Zhou, WJ Zang
- P063 Long-term intake of an aqueous seed extract of *Fraxinus excelsior* L. attenuates the development of hypertension in spontaneously hypertensive rats
N López Carreras, S Fernández Vallinas, M Miguel, A Aleixandre
- P064 Depressed Serotonin-Induced Vasocontraction and K⁺-Channel Inhibition by KMUP-1 in Pulmonary Artery
BN Wu, ZK Dai, YW Liu, SL Chia, IJ Chen
- P065 The interactions of stevioside and bile acids with cardioactive drugs
Zdenko Tomic, Boris Milijasevic, Ana Sabo, Aleksandar Raskovic, Momir Mikov, Velibor Vasovic
- P066 Acetylcholine promotes mitochondrial biogenesis and function against hypoxia/reoxygenation injury
WJ Zang, L Sun, XJ Yu, J Zhou
- P067 Treatment of Pulmonary Embolism among 260 In-patients of Acute Medical Department in Elderly Persons
D Weberova, P Weber, H Kubesova, H Meluzinova, V Polcarova, P Canov
- P068 Effects of nicotine on proliferation and differentiation into cardiovascular progenitor cells in human induced pluripotent stem cells
Yasuhiro Watanabe, Toshiaki Ishizuka, Ayako Ozawa, Hazuki Goshima
- P069 Evaluation of bile duct ligation-induced portal vein hypertension in telemetered rats
P Guillaume, S Bézivin, S Rompion, M Lemaire, G Froget
- P070 Effect of tuberculostatic on antioxidant enzymes and thiobarbituric acid-reactive substance in patients with pulmonary tuberculosis
V Cosic, S Golubovic, I Stankovic, V Djordjevic
- P071 chronic hydroxychloroquine improves endothelial dysfunction and protects kidney in a mouse model of systemic lupus erythematosus
M Gomez-Guzman, R Jimenez, MJ Zarzuelo, JM Sabio, J Duarte

- P072 Influence of 5-HT₂ blockade in the serotonergic modulation of sympathetic cardiovascular responses in pithed rat
JA García-Pedraza, M García, C López, ML Martín, L San Román, A Morán
- P073 Fluoxetine treatment changes the serotonergic cardiovascular inhibitory mechanisms in diabetic rats
C López, M García, JA García-Pedraza, ML Martín, L San Román, A Morán
- P074 Age-dependent changes of β_2 -adrenoceptor function in the rabbit heart
J Perez-Fornieles, A Galindo-Tovar, E Escudero, ML Vargas, AJ Kaumann
- P075 Whey peptides have antihypertensive effect related to ACE inhibition activity
T Tavares, R Carron, MA Sevilla, MJ Montero, FX Malcata
- P076 Mechanisms involved in improving cardiac fibrosis in SHR by pravastatin
M Kassan, MJ Montero, A Rodríguez-Barbero, S Velasco, MA Sevilla
- P077 K-Ras4A deficiency is associated to increased endothelial-dependent vasodilation in mice
MJ Montero, MA Sevilla, MT Grande, M Clemente, JM López-Novoa
- P078 The lower L-carnitine availability is cardioprotective through the compensatory activation of PPAR/PGC-1 pathway and redirection of fatty acid metabolism
E Skapare, J Kuka, M Makrecka, M Dambrova, E Liepinsh
- P079 Labdane diterpenes protect against anoxia/reperfusion injury in cardiomyocytes
B de las Heras, I Cuadrado, M Fernández-Velasco, M Delgado, L Boscá
- P080 Protective Effect of Primrose Oil against the Cardiovascular Risk of Celecoxib in Rats
Naglaa El-Orabi, Yasser Moustafa, Sawsan Zaitune, Sara Mosaad
- P081 Role of endothelial NO in the vasorelaxing effects induced by H₂S in conductance and resistance rat arteries
L Testai, A Martelli, V D'Antongiovanni, MC Breschi, E Duranti, A Viridis, S Taddei, C Blandizzi, V Calderone
- P082 H₂S-releasing properties of new thioamide, iminothioether and isothiocyanate derivatives
V Calderone, A Martelli, L Testai, A Marino, C Pellegrini, I Pugliesi, S Taliani, G Nesi, S Rapposelli, F Da Settimo, MC Breschi
- P083 A new DHA derivative prevents heart-failure-induced atrial fibrillation in two experimental models
B Le Grand, F Lantoine-Adam, F Longo, M David-Duflho, S Hatem, S Nattel
- P084 Inhibition of LPS-induced inflammation manifestations in vivo and in vitro by recombinant HSC70 preconditioning
JL Yeh, JH Hsu, JR Wu, RC Yang, LC Wu, SJ Lin
- P085 Plasma Lipocalin-2 Concentration is Related to Blood Pressure and is Increased in Hypertension
BM Y Cheung, YC Woo, AWK Tso, KL Ong, CHY Fong, Y Wang, A Xu, KSL Lam
- P086 Protective effects of the PPAR β /d agonist GW0742 on vascular function in obese mice
M Toral, M Gomez-Guzman, M Romero, R Jimenez, MP Utrilla, ME Rodriguez-Cabezas, J Galvez, J Duarte

- P087 Expression and Hsp27, troponin T and troponin I co-localization in cardiac tissue after naloxone-precipitated morphine withdrawal
E Martínez-Laorden, ML Laorden, MV Milanés, P Almela
- P088 The effects of rosuvastatin and simvastatin plasma and liver cholinesterases in rats
Vlasta Bradamante, Antonija Vuksic, Nina Blazevic, Marinko Bilusic, Pasko Konjevoda
- P089 Role of COMT in catecholamines metabolism during morphine withdrawal
P Almela, E Martínez-Laorden, L Mora, MV Milanés, ML Laorden
- P090 Study on the involvement of soluble guanylyl cyclase and its different isoforms in carbon monoxide and carbon monoxide releasing molecule-2 induced vasodilatation
Kelly Decaluwé, Bart Pauwels, Peter Brouckaert, Johan Van de Voorde
- P091 BIA 5-1058 is a new noncompetitive dopamine- β -hydroxylase inhibitor
MJ Bonifacio, F Sousa, B Igreja, Al Loureiro, LC Wright, P Soares-da-Silva
- P092 Less efficient prejunctional adenosine receptor-mediated inhibitory effects in mesenteric vessels of spontaneously hypertensive rats (SHR)
C Rocha-Pereira, JB Sousa, P Fresco, J Gonçalves, SM Arribas, MC González, F Ferreirinha, P Correia-de-Sá, C Diniz
- P093 The PPAR β agonist GW0742 improves endothelial- and cAMP-dependent relaxation in coronary arteries from type 1 diabetic rats
B Barreira, L Moreno, J Moral-Sanz, E Moreno, R Jimenez, J Duarte, F Perez-Vizcaino, A Cogolludo
- P095 Renovascular hypertension impairs the activation of small- and big-conductance calcium-activated potassium channels during the relaxation induced by C-type natriuretic peptide (CNP) on rat aortic rings
L Pernomian, CBA Restini, LM Bendhack
- P096 Inflammatory cytokines as a new targets of cardiac remodeling and its pharmacological correction in patients with chronic stable angina in elderly patients
AA Popkova, VE Malikov, OP Donetskya, VA Tulupova, GV Sukoyan, ET Tsvitvadze, NV Gongadze, TA Bochorishvili
Georgia
- P097 Pharmacocorrection of redox-potential and pool of NAD as new therapeutic targets for the treatment of chronic stable angina accompanied with diabetes mellitus
AA Popkova, VE Malikov, MA Arzumanyan, TV Shuldeshova, OP Donetskya, TD Kezeli, GV Sukoyan
- P098 The reactive oxygen species-cyclooxygenase-2 axis is involved in vascular dysfunction in hypertension
S Martínez, MS Avendaño, AB García-Redondo, Y Álvarez, A Aguado, V Pérez-Grirón, MJ Alonso, AM Briones, M Salaices
- P099 CXCR6 expression is increased in peripheral blood mononuclear cells from COPD patients
P Escudero, C Rius, L Piqueras, C González, E Servera, H González, EJ Morcillo, MJ Sanz

- P100 Effect of diabetes on endothelium-dependent and -independent relaxation in resistance arteries obtained from rat
A Kun, A Varró, JG Papp, J Pataricza
- P101 Lack of association between μ -opioids receptors and the visceral antinociceptive effect of *Vanillosmospsis arborea* essential oil and (-)- α -bisabolol
GO Leite, IRA de Menezes, JGM da Costa, AR Campos
- P103 Pharmacological evaluation of anti-inflammatory potential of some marine organisms extracts and purified fractions from Mediterranean Tunisia coasts
A Bouraoui, A Dellai, Y Chaabouni, A Nefzi
- P104 Platycodon grandiflorum alleviates DNCB-induced atopy-like dermatitis in NC/Nga mice
Eun-Joo Kim, Mi-Han lee, Byoung-seok
- P105 Effectiveness of analgesia on the sequelae following dental procedures
A Bartolo, J Mifsud
- P106 Anti-Hyperalgesic Effects Of Arn_077, An Irreversible Inhibitor Of N-Acylethanolamine-Hydrolyzing Acid Amidase (Naa), In Two Murine Models Of Pain
O Sasso, R Bertorelli, A Reggiani, D Piomelli
- P108 Inflammatory effects of Cch1, an P-I metalloproteinase from *Cerastes cerastes* snake venom: functional role of proteolytic domain in leukocyte recruitment
H Boukhalfa-Abib, F Laraba-Djebari
- P109 Pharmacological characterization of the mechanism underlying the inflammatory response in dermonecrosis induced by *Cerastes cerastes* venom
H Oussedik-Oumehdi, F Laraba-Djebari
- P110 Evaluation of the analgesic effect of aqueous extract of *Elaeagnus angustifolia* in writhing test: possible mechanism effect
Majid Motaghinejad, Manijeh Motevalian, Ozra Motaghinejad
- P111 Bevacizumab as Anti-VEGF Blocker in Proliferative Diabetic Retinopathy PDR
D Ciubotariu, NV Ianopol
- P112 Crypteins derived from the neuropeptide FF (NPFF)_A precursor display NPFF-like effects in nociceptive tests in mice
J Kotlinska, E Gibula-Bruzda, P Suder, M Wasielak, H Raoof, A Bodzon-Kulakowska, J Silberring
- P113 Chemotherapy-induced peripheral neuropathy: role of transient receptor potential channels
R Nassini, C Fusi, S Benemei, P Pedretti, R Patacchini, B Nilius, J Prenen, C Creminon, P Geppetti, S Materazzi
- P115 Validation and additional support for a new chronic pain animal model.
MD García Giménez, S Montserrat de la Paz, R De la Puerta Vázquez, M Ángel Martín, A Fernández Arche

- P117 Immunosuppressive effect of N-arachidonoyldopamine and N-oleoyldopamine in mice splenocytes
DE Sok, M Jin
- P118 Chemical composition, anti-inflammatory activity and cytotoxicity of *Otanthus maritimus* (L.) Hoffmanns. & Link from Portugal
C Cabral, C Cavaleiro, MJ Gonçalves, MT Cruz, MC Lopes, L Salgueiro
- P119 *Ribes diacanthum* Pall extract suppresses lipopolysaccharide-induced inflammation in RAW 264.7 macrophages
Mee Ree Kim, Na Yeon Kim
- P120 Anti-inflammatory action of *Agriophyllum pungens* extract through inhibition of LPS-induced NF- κ B activation in RAW 264.7 macrophages
Mee Ree Kim, Hye Lim Oh
- P121 Evaluation of antinociceptive effect of Citral in two chronic nociception experimental models: partial sciatic nerve ligation (PSNL) and chronic post ischemia-reperfusion pain (CPIP) in mice
CM Nishijima, J Stramosk, L Martins-Mazzardo, DF Martins, LRM Rocha, ARS Santos, CA Hiruma-Lima
- P122 Effect of acupuncture on lipopolysaccharide-induced cognitive impairment and neuroinflammation in mice
Jaemin Lee, Ah-Reum Doo, Hyunsoo Shim, Bombi Lee, Hyejung Hyejung, Hi-Joon Park, ChangShik Yin
- P123 Allodynia reduction ability for a single compound ABL-006
Y Lin, H Wang, H Shih, M Lee
- P124 Effects of different classes of drugs on morphine-induced antinociception and hyperthermia in rats
K Savic Vujovic, S Vuckovic, A Vujovic, B Medic, D Srebro, R Stojanovic, M Ristanovic, Z Todorovic, M Prostran
- P125 Antibacterial activity of tannins isolated from a medicinal plant: *Marrubium vulgare* L of northeastern algerian
O Bordjiba, Ab Djahra, S Benkherara Badji
- P126 Disintegrin, Rhodostomin, Inhibits the Activation of Toll-Like Receptor 2 through α V β 3/FAK/MyD88-Dependent Signaling Pathway
Tur-Fu Huang, Chun-Chieh Hsu
- P127 New formulation with potential to prevent and treat Osteoporosis and Osteoarthritis
A Torrent, P Dalmau, R Ruhí, MC Carceller, A Blanco, MC Terencio, ML Ferrándiz, MJ Alcaraz
- P128 Pro-resolution and formyl peptide receptor 2 (Fpr2): a close relationship in vascular inflammation
V Brancaleone, B Colom, S Nourshargh, RJ Flower, M Perretti
- P129 Pharmacological characterization of the new selective sigma-1 receptor (σ_1 R) antagonist S1RA for the treatment of neuropathic pain
M Merlos, R Sanchez-Arroyos, E Portillo-Salido, L Romero, A Muro, J Burgueño, R Maldonado, JM Baeyens, D Zamanillo, JM Vela
- P130 Dexamethasone reduces postoperative pain after thyroidectomy
A Barros, CP Vale, FC Oliveira, C Ventura, JP Assunção, CA Fontes Ribeiro, FC Pereira

- P131 Investigation of antinociceptive effect of the citronellyl acetate: role of serotonergic system
ER V Rios, NFM Rocha, ML Dias, LF Vasconcelos, AMR Carvalho, DP de Sousa, FCF de Sousa, MMF Fonteles
- P132 Rupatadine prevents histamine-induced gene expression of B1 and B2 bradykinin receptors in the rat paw
B Kokkas, D Molyva, K Kalokasidis, A Tsartalis, C Poulivos, H Dedi, A Goulas
- P133 Role of sigma-1 receptors in carrageenan-induced mechanical and thermal hypersensitivity in mice
MA Tejada-Giraldez, C Sánchez-Fernández, JM Entrena, E Portillo-Salido, JM Baeyens
- P134 Polymorphism Of Scn9a Gene Is More Frequent In Bladder Pain Syndrome /Interstitial Cystitis Biopsy Specimens And Associated With Higher Pain Scores
RD Mayer, JE Reeder
- P135 Role of sigma-1 (σ_1) receptors in capsaicin-induced visceral pain in mice.
R González-Cano, CM Cendán, M Tejada-Giraldez, M Merlos, JM Baeyens
- P136 The effect of oleuropein on chronic intestinal inflammation in C57BL/6 mice
E Giner-Ventura, MC Recio, JL Ríos, RM Giner-Pons
- P137 Ellagic acid ameliorates experimental chronic ulcerative colitis
M Marin, RM Giner-Pons, JL Ríos, MC Recio
- P138 Study of the antimicrobial power of natural active principles of the northeastern Algerian medicinal species : *Salvia officinalis*
O Bordjiba, S Benkherara, A B Djahra
- P139 microRNA-30c as a biomarker and potential target in neuropathic pain states
M Tramullas, S Velategui, R García, A Lantero, R Santillán, AV Villar, MA Hurlé
- P140 Antiinflammatory effect of riparin II (N-2-hydroxybenzoil tyramine) in peritonitis models
AMR Carvalho, LF Vasconcelos, ERV Rios, NFM Rocha, ML Dias, JMA Melo Junior, JM Barbosa Filho, SJC Gutierrez, DS Macedo, FCF Sousa
- P141 Investigation of antinociceptive effect of Riparin III: role of transient receptors potential (trp)
LF Vasconcelos, AMR Carvalho, ERV Rios, ML Dias, NFM Rocha, ST Lima, JM Barbosa Filho, SJC Gutierrez, SMM Vasconcelos, FCF Sousa
- P142 Expression of specific pathways in the inflamed synovial membrane of osteoarthritis patient: Identification of new potential key intermediates
C Lambert, JE Dubuc, B Hennuy, E Montell, J Vergés, Y Henrotin
- P143 Enhancement of morphine-induced antinociception against mechanical nociceptive stimuli in σ_1 -receptor knockout mice
C Sánchez-Fernández, JM Entrena, R González-Cano, L Romero, D Zamanillo, JM Baeyens
- P144 Nitroxidergic modulation of behavioral and immunological responses in Morphine treated rats
S Surcheva, A Tsakova, K Surchev, K Simeonova, I Altankova, Ts Marinova, M Vlaskovska

- P145 Genetic inactivation and pharmacological blockade of sigma-1 receptors prevent paclitaxel-induced sensory-nerve mitochondrial abnormalities in mice
FR Nieto, E Fernández-Segura, FJ Cañizares, CM Cendán, MA Cubero, JM Vela, JM Baeyens
- P147 set-up of a cell model useful to study the effect of nf-kb inhibitors on mcps production
F Mancini, E Castelli, C Bartella, C Apicella, I Coletta, M Vitiello, G Mangano
- P148 M2 macrophages, the main phenotype present in chronic patients with ulcerative colitis, stimulate cellular proliferation through wnt pathway
J Cosin-Roger, D Ortiz-Masiá, J Hinojosa, MD Barrachina
- P149 *In vivo* evaluation of anti-inflammatory and analgesic activities of a proanthocyanidins rich fraction of *Uncaria tomentosa* (WILLD.) DC.
J Pinto Ferreira, T Santos, G Costa, M Caramona, T Batista, M Castel-Branco, I Vitória
- P150 Evaluation of anti-inflammatory and analgesic activities of *Cymbopogon citratus* (DC) STAPF. on *in vivo* models
R Garcia, J Pinto Ferreira, T Santos, G Costa, M Caramona, T Batista, M Castel-Branco, I Vitória
- P151 Evaluation of *Agrimonia eupatoria* L. as analgesic and anti-inflammatory on *in vivo* models
T Santos, J Pinto Ferreira, G Costa, M Caramona, T Batista, I Vitória, M Castel-Branco
- P152 Endogenous heme oxygenase-1 down-regulates articular inflammation
R Brines, ML Ferrándiz, N Maicas, A Loboda, A Jozkowicz, J Dulak, MJ Alcaraz
- P153 Intestinal bacteria induce a different profile of gene expression and immune response in macrophages that could be related to their tolerogenic potential
J Rodríguez-Ruiz, FB Velhote, C Youssif, O Reina, D Rossell, J Gálvez, A Celada, J Xaus, M Comalada
- P154 Rutin reduces colonic damage, expression of COX-2 and iNOS, and mRNA expression of IL-6 on DSS-induced experimental chronic ulcerative colitis
RM Giner-Pons, M Marin, E Giner-Ventura, MC Recio, JL Ríos
- P155 Disengaging bacterial recognition patterns: Analyzing the combined effect of multiple signalling through different TLRs
FB Velhote, J Rodríguez-Ruiz, E Barboza, P Barbarroja, J Gálvez, J Xaus, M Comalada
- P156 Influence of Nrf2 modulation on bone biomarkers in ovariectomized mice
L Ibáñez, R Brines, A Cuadrado, MJ Alcaraz, ML Ferrándiz
- P157 Non absorbable glucids (prebiotics) directly contribute to the intestinal immune defense increasing the production of cytokines by enterocytes
B Ocón, M Ortega, CJ Aranda, I Romero, A Anzola, M Guadix, A Zarzuelo, MD Suárez, F Sánchez de Medina, O Martínez
- P158 Evaluation of biomarkers in a model of osteoarthritis in ovariectomized rats
MC Carceller, A Blanco, MC Terencio, D Guede, JR Caeiro, ML Ferrándiz, MJ Alcaraz

- P159 Salbutamol increases MKP-1 expression and inhibits the production of inflammatory mediators TNF and NO in activated macrophages
T Keränen, T Hömmö, M Hämäläinen, E Moilanen, R Korhonen
- P160 Neuropeptide S increases fMLP-stimulated CD11b levels in eosinophils from patients with elevated IgE
P Ilmarinen-Salo, E Moilanen, V Pulkkinen, S Saarelainen, T Laitinen, J Kere, H Kankaanranta
- P161 The role of 5-HT₂-receptors in inflammation
GM K Ekström, C Wenglén, A Sjödin, M Siller, AC Ryde, N Palmqvist
- P162 Reported cases of hypersensitivity syndrome due to medicines exposure in the central Portugal pharmacovigilance unit: ten years case review
CA Fontes Ribeiro, N Craveiro, C Alves, F Batel Marques
- P163 Cost-Effectiveness Analysis of Tocilizumab and Metotrexate for the treatment of Rheumatoid Arthritis: Markov Model Based on Data from a Balkan Country in socio-economic Transition
M Kostic, SM Jankovic
- P164 The effects of atorvastatin on the serum concentrations of thyroid stimulating hormone and free thyroxine in hypothyroid patients treated with levothyroxine
M Abbasinazari
- P165 Effect of oral contraceptive on plasma concentration of codeine
MR Sattari, SO Mashayekhi, M Mortazavi
- P166 Population Pharmacokinetics Modeling of Lamotrigine with Data from Routine Therapeutic Drug Monitoring in Patients with Epilepsy
J Milovanovic, SJankovic
- P167 Sea urchin embryos as a model organism for studying anti-mitotic agents and multidrug efflux transporters modulators
A Bouraoui, DR Day, RS Jacobs
- P168 Modulation of biotransformation and elimination systems by BM-21, a *Thalassia testudinum* extract and *thalassiolin B* on human hepatocytes.
I Rodeiro, M J Gómez-Lechón, L Tolosa, G Perez, I Hernández, R Menéndez, JV Castell, MT Donato
- P169 Effect of Severity Disease on the Pharmacokinetics of Cefuroxime (CXM) in Children with Multiple Organ System Failure.
I Lares-Asseff, H Juárez-Olguín, A Camacho-Vieyra, A Pérez-Guillé, A Toledo, G Guillé-Pérez
- P170 Deletion mutational mapping of the catalytic activities of human tyrosinase
MJ Paik, HJ Jo, JW Lee, KH Kong
- P171 New hplc–uv validated method for therapeutic drug monitoring of deferasirox in thalassaemic patients: first results.
S De Francia, FM Piccione, E Pirro, D Massano, S Racca, F Di Carlo, A Piga
- P172 Pharmacokinetics of Esomeprazole in *Oryctolagus Cuniculus* Male Rabbit with Immobilized Stress
B Aryal, M Sharma Neupane, K Sharma, H Chandra Neupane

- P173 Radiation Protection in Pharmacology: The importance of experimental model to assess unexpected effects on the biodistribution of radiopharmaceutical and the action of an extract of *Junglans regia*
SD Santos-Filho, FS Carmo, CL Diniz, NS Pinto, EF Frederico, S Missaidilis, M Bernardo-Filho
- P174 A comparative study of the effects of furnidipines' metabolites (M-2, M-3, M-8) in the model of ischemia- and reperfusion- induced arrhythmias and with M-2 chronic oral treatment after myocardial infarction in rats
KA Mitreęa, TF Krzemiński
- P175 A comparative study of anti-arrhythmic and hemodynamic effects of dihydropyridines and oxidized dihydropyridines in the model of ischemia- and reperfusion- induced arrhythmias in rats
TF Krzemiński, KA Mitreęa
- P176 A comparative study of anti-arrhythmic and hemodynamic effects of dihydropyridines and oxidized dihydropyridines in the model of ischemia- and reperfusion- induced arrhythmias in rats
TF Krzemiński, KA Mitreęa
- P177 Critical appraisal of air pouch infection model in rats
M Melli, Z Saribas, H Ergun, S Mamuk, Ö Köseoglu-Eser
- P178 Temporal Hair growth Characteristics and Biodisposition of Bimatoprost in Skin
DF Woodward, JW Wang, ZS-H Tang, M Attar
- P179 Variability of endogenous cortisol 6 β -hydroxylation clearance as index of in vivo CYP3A activity during menstrual cycle in healthy women
H Shibasaki-Hirano, S Tsuboyama, A Yokokawa, T Furuta
- P180 Influence of CYP2C19 genetic polymorphism on the pharmacokinetics of tolperisone
J Duda, M Pawlowska, M Bogiel, B Tejchman-Malecka, E Sieradzki
- P181 Absorption characteristics of tamsulosin in its modified release preparation under fasting and fed conditions
M Pawlowska, M Bogiel, J Duda, E Sieradzki
- P182 Ibuprofen Affects the Tissue Distribution of Sunitinib to Liver Differently in Male and Female Mice
I Segarra, ST Chan, HW Khoo, CLL Lau, M Selvaratanam
- P183 Pharmacokinetic interaction between linezolid and grapefruit juice in healthy volunteers
M Cuciureanu, R Cuciureanu, D Munteanu, FS Radulescu, C Diaconu, L Vlase
- P184 Individual variability of cortisone/cortisol ratio correlated to the cortisol concentration in human urine as a new index for phenotyping in vivo 11 β -hydroxysteroid dehydrogenase 2 activity
A Yokokawa, H Shibasaki, T Furuta
- P185 Pharmacokinetic diversity of two modified-release diltiazem formulations
M Bogiel, J Duda, M Pawlowska, E Sieradzki
- P186 Evaluation of the relationship between polymorphisms in CYP2C8 and CYP2C9 and pharmacokinetics of angiotensin receptor blockers
R Prieto-Pérez, M Román, D Ochoa, M Talegón, A Wojnicz, R López-Rodríguez, J Novalbos, F Abad-Santos, T Cabaleiro

- P187 Interactions of antiviral agent PMEG and its prodrug with selected SLC transporters
J Mandikova, M Volkova, Z Novy, P Pavek, Z Janeba, F Trejtnar
- P188 Pharmacokinetic parameters of β -hydroxyacid simvastatin in experimental hypothyroidism
EN Yakusheva, NM Popova
- P189 Drug-drug interaction with OTC drugs -The inhibitory effect of NSAIDs and cough suppressants on CYP activities
Mariko Iwase, Yuki Nishimura, Norimitsu Kurata, Naoki Uchida, Shinichi Kobayashi
- P190 The influence of sex on the pharmacokinetics of molsidomine in healthy human volunteers
J Kopecky, J Zoulova, A Polaskova, D Kholova, K Macek, J Chladek, J Kvetina
- P191 The influence of sex on the pharmacokinetic properties of molsidomine prolonged release formulation in healthy human volunteers
J Zoulova, J Kopecky, A Polaskova, D Kholova, J Chladek, K Macek, J Kvetina
- P192 The influence of sex on pharmacokinetics of isosorbide-5-mononitrate in healthy human volunteers
I Zubata, L Vyslouzil, J Kopecky, J Pastera, J Chladek, K Macek, J Kvetina
- P193 The plasma pharmacokinetics of novel small molecule inhibitors of perforin
MR Bull, NA Helsby, WA Denny, JA Spicer
- P194 Effects of fiber on glibenclamide pharmacokinetics in diabetic rabbits
R Díez-Láiz, MJ Díez-Liévana, C López-Cadenas, I Casado-Verdejo, A Anguera, N Fernández-Martínez
- P195 Effects of organic cation transport genetic polymorphisms on the pharmacokinetics of metformin in healthy subjects
YB Lee, H Yoon, HD Yoo, SM Kim, HY Cho
- P196 Study of renal transmembrane transport of somatostatin and gastrin analogues using cellular renal models
M Volkova, J Mandikova, A Laznickova, M Laznicek, F Trejtnar
- P197 Population pharmacokinetics of continuous infusion of factor VIII in hemophilia-A patients undergoing orthopedic surgery
M Larger, F Bressolle, Y Chevalier, V Chamouard, C Negrier, R Bouliou
- P198 Effects of intravenous and oral glibenclamide on glucose blood levels in alloxan-diabetic rabbits
AP Calle-Pardo, R Molina-Mazo, R Díez-Láiz, MJ Díez-Liévana, AM Sahagún-Prieto, JJ García-Vieitez
- P199 Tissue distribution of enrofloxacin after intramammary and systemic administration in the isolated perfused sheep udder
JJ García-Viéitez, C López-Cadenas, JM Rodriguez-Lago, JF Garcia-Sierra, FJ Rodriguez-Lera, MJ Díez-Liévana
- P200 Impact of UGT2B7 genetics on letrozole metabolism
JC Precht, W Schroth, B Ganchev, G Heinkele, U Zanger, H Brauch, M Schwab, TE Mürdter

- P201 Investigation of pharmacokinetics of ABCG2 transporter Ko134 in mice by a newly developed and validated HPLC method
A Sztojtkov-Ivanov, O Csikós, Á Márki, G Tóth K., I Zupkó
- P203 Effect of a propranolole on memory loss induced by morphine withdrawal in mice
A Mesripour, M Rafieian
- P204 Neurochemical changes pentoxifylline in the temporal cortex of rats submitted to model temporal lobe epilepsy induced by pilocarpine
RMP Siqueira, ALC Cavalcante, TM Olinda, DO Gonçalves, IBF Calou, GS Cerqueira, KRT Neves, FAV Lima, SB Bezerra, RSN Pinho, GSB Viana
- P205 Effects of haloperidol on MK-801-induced memory deterioration in the Morris water maze and radial-arm maze tests in mice
O Mutlu, G Ulak, I Celikyurt, F Akar, T Demirtas, E Bektas, F Erden
- P206 Antidepressant-like activity of agomelatine in the mouse unpredictable chronic mild stressed model
O Mutlu, G Ulak, E Gumuslu, I Celikyurt, F Akar, E Bektas, T Demirtas, HM Kir, M Musul, F Erden
- P207 Antidepressant-like effect of 1,2,3,4-tetrahydroisoquinoline in reserpine model of depression: behavioral and neurochemical studies in rat
L Antkiewicz-Michaluk, A Wasik, J Michaluk, I Romanska, E Mozdzen
- P208 Neurochemical changes of doxycycline in rat striatal submitted to model of temporal lobe epilepsy induced by the pilocarpine
IBF Calou, RMP Siqueira, ALC Cavalcante, TM Olinda, DO Gonçalves, KRT Neves, GS Cerqueira, FAV Lima, GSB Viana
- P209 Sex and strain differences in the effects of oxytocin on memory consolidation in mice
R Viana, PR Gard
- P210 Evidence for the involvement of the serotonergic and noradrenergic system in the antidepressant-like effect of Riparin II in mice
CP Leite, CTV Melo, FLO Araujo, ACS Silva, JAC Aguiar, JM Barbosa-Filho, SJC Gutierrez, FCF Sousa
- P211 PKA-dependent Akt/nNOS pathway mediates baroreflex enhancement by adrenomedullin in the nucleus tractus solitarii of rats
JC Yen, YC Chiu, FCH Li, AYW Chang
- P212 Stimulation of 5-HT_{1A}-receptors modulates expression 5-HT_{2A}- and 17β-estradiol receptors mRNAs in ovariectomized rats in forced swim test
Julia Fedotova
- P213 Effect of the phytoadaptogen *Rhodiola rosea* L. on benzodiazepine withdrawal in rats
M Papazova
- P214 Dopamine D3 Receptors in the Nucleus Accumbens and Central Nucleus of Amygdala are Involved in Incubation of Cocaine Craving in Rats
EL Gardner, X Li, J Li, ZX Xi
- P215 Effects of homeopathic remedy dragonfly (*anax imperator*) on learning and memory in Morris water maze and passive avoidance tests in mice
O Mutlu, G Ulak, I Celikyurt, F Akar, F Erden, T Demirtas

- P216 Effects of homeopathic remedy dragonfly (anax imperator) on depression, anxiety, analgesia and locomotion in mice
O Mutlu, G Ulak, I Celikyurt, F Akar, E Bektas, F Erden
- P217 Effect of adenosine receptor antagonists on LPS-induced oxidative stress in rat striatum
K Golembiowska, K Noworyta-Sokolowska, A Górska, K Kamińska
- P218 Effect of valproic acid monotherapy on Brain-derived neurotrophic factor in humans
V Cosic, B Milanov, T Ristic, D Markovic, V Djordjevic
- P219 N-acetylcysteine inhibits behavioural, molecular, and electrophysiological responses to hallucinogenic drug 1-(2,5-dimethoxy-4-iodophenyl)-2-aminopropane in male NMRI mice
HH Chen, MY Lee, CC Chiang, HY Chiu, MH Chan
- P220 Effect of co-administration of mirtazapine and risperidone in the forced swimming test and on the extracellular level of dopamine, serotonin and noradrenaline in rat frontal cortex
Z Rogóz, M Kabzinski, W Sadaj, K Kaminska, A Górska, K Golembiowska
- P221 Sitagliptin does not protect against MPTP-induced dopaminergic striatal toxicity
CA Fontes Ribeiro, AM Silva, SD Viana, FC Pereira
- P222 The study of anxiogenic properties of indomethacin and finasteride in rodents
AA Shimshirt, TS Kalinina, AV Volkova, AO Korolev, TA Voronina
- P223 Protective role of Standardized *Hypericum perforatum* on rotenone-induced Parkinson and apoptosis of adults rats
J Benedi, MI Sanchez-Reus, MA Gomez del Rio, I Iglesias
- P224 Novel object recognition test as a simple screening procedure to evaluation antipsychotic properties of compounds with cognition-enhancing component
T Kos, A Nikiforuk
- P225 Scopolamine-induced convulsions in fasted animals after food intake: sensitivity of C57BL/6J mice and Sprague Dawley rats
N Enginar, A Nurten, A Zengin
- P226 Investigation of the effects of Simvastatin on experimental psychosis models in mice
E Yildirim, B Kaygisiz
- P227 Does polyphasic fever-inducing dose of lipopolysaccharide (LPS) modulate expression of inducible isoforms of NOS and HO in the rat locus coeruleus whose activities can be altered respectively by ZnDPBG and L-NMMA?
RN Soriano, M Kwiatkoski, GR Oliveira-Pelegrin, AS Soares, ME Batalhao, MJ Rocha, LGS Branco, EC Carnio
- P228 Regulation of histone deacetylases (HDACs) and modulation of *metabotropic glutamate mGlu₂* receptor promoter activity by atypical antipsychotics in postmortem brain of schizophrenic subjects
AM Gabilondo, A Garcia-Bea, P Miranda-Azpiazu, K Mitsumasa, LF Callado, J Gonzalez-Maeso, JJ Meana

- P229 Lisinopril potentiates the anticonvulsant activity of valproate in the mouse pilocarpine-induced seizures model
R Hegazy, A Mahdy
- P230 Activation of CRF neurons by phosphorylation of the cAMP response element binding protein in the hypothalamic paraventricular nucleus during a morphine-conditioned place preference paradigm
ML Laorden, JA Garcia-Carmona, A Baroja-Mazo, JM Hidalgo, MV Milanés, P Almela
- P231 A selective antagonist of the CRF1 Receptor, CP-154,526, antagonises the morphine-induced conditioned place preference and corticosterone release
C Lasheras, MZ Laorden, MV Milanés, C Núñez
- P232 Antihyperglycemic and behavioral effects of mianserin on streptozotocin diabetic rats
U Demir Ozkay, OD Can, UI Ucel, Y Ozturk
- P233 Investigation of the effects of gabapentin on the inflammatory response and gastric mucus secretion in rats
B Kaygisiz, Fs Kilic, S Aydin, A Musmul, K Erol
- P234 Anxiolytic and cognition enhancing effects of the novel 1,4-dihydropyridine derivative in transgenic Alzheimer's disease model-mice
B Jansone, I Kadish, T van Groen, A Plotniece, K Pajuste, D Kaldre, V Klusa
- P235 Comparative study of anticonvulsant activity of *Valeriana officinalis*, *Lavandula officinalis* and *Melissa officinalis* on pentylenetetrazole-induced seizure threshold in mice
R Ebrahimi Hariry, B Cromer, D Mahdipour Aghabagher
- P236 The role of descending serotonergic mechanisms in anti-hyperalgesic effect of zonisamide in a rat model for painful diabetic neuropathy
N Bektas, R Arslan
- P237 Investigation of the antinociceptive effect of pregabalin in mice.
Fs Kilic, B Kaygisiz, N Senguleroglu, C Baydemir, K Erol
- P238 The effects of dehydroepiandrosterone in schizophrenia models in rats
FS Kilic, D Kulluk, A Musmul
- P239 Safety and effectiveness of 5-aminolevulinic acid: comparison between clinical trial and preliminary data of a descriptive study
E Montané, P Teixidor, M Tardáguila, G Villalba, MA Arráez, R Florensa
- P240 Influence of levels of reelin in negative cooperativity and functionality of the 5-HT_{2A} receptors in synaptosomes
S Lage, MJ Varela, MI Cadavid, MI Loza, J Brea
- P241 Oleuropein aglycon relieves memory impairments, induces brain autophagy and reduces A β load in the TgCRND8 mouse model of Alzheimer's Disease
C Grossi, S Ambrosini, T Ed Dami, S Rigacci, M Stefani, F Casamenti
- P242 The fatty acid amine hydrolase inhibitor URB597: evaluation of its antidepressant profile
E Castro, B Treceño, A Martin, A Diaz, A Pazos

- P243 Imipramine attenuates behavioral, immune and neuroendocrine alterations in a rat chronic mild stress model
K Curzytek, W Duda, Pi Gruca, M Kubera, A Basta-Kaim, B Budziszewska, M Leskiewicz, ESzczesny, J Detka, W Nowak, M Maes, W Lason, M Regulska
- P244 Cortisol response in MS patients treated with ACTH (1-13) and metenkephalin
L Burnazovic-Ristic, N Mulabegovic, M Rakanovic-Todic
- P245 The evaluation of antipruritic effect of paracetamol and its metabolite AM404 in an acute allergenic mice model
A Dogrul, F Ilkaya, MSeyrek, O Yesilyurt, A Akar
- P246 Targeted RGS14₄₁₄ gene delivery into brain induces recovery of memory loss in ageing and Alzheimer's disease
I Navarro-Lobato, MF Lopez-Aranda, M Masmudi-Martin, JF Lopez-Tellez, SJ Posadas, G Delgado, N Comino-Gonzalez, E Blanco Calvo, JM Luque, ZU Khan
- P247 Neuroprotective effect of hydroxytyrosyl alkyl ether derivatives
MI Lopez-Leiva, JA Lopez-Villodres, A Madrid, L Romero, A Guerrero, S Cabrerizo, JP De la Cruz, JA Gonzalez-Correa
- P248 RGS14₄₁₄ protein-mediated enhancement in encoding of both object and associative spatial memory in perirhinal cortex
M Masmudi-Martín, E Martín-Montañez, E Castilla-Ortega, I Navarro-Lobato, M D Dominguez-Pinos, FJ Barón López, M Cuadros Romero, LJ Santín, J Pavía, ZU Khan
- P249 Absence of sGi2 protein role in neuronal apoptosis during rat brain development
E Martín-montañez, MF López-Aranda, I Navarro-Lobato, M Masmudi-Martín, N Comino-Gonzalez, JL Barco Collazos, V Campos, IM Santos, Leticia Olga Rubio-Lamia, ZU Khan
- P250 RAGE down-regulation: An early event in the striatal dysfunction in a mouse model of Parkinson's disease
SD Viana, AM Silva, CC Portugal, R Socodato, SF Ali, CA Fontes Ribeiro, FC Pereira
- P503 A Novel Selective $\alpha\beta 3$ Antagonist Inhibits Oxygen-Induced Retinal Neovascularization in Mice
WM Fu, TH Lin, HC Liou, WL Yeh, TF Huang, WJ Chung
- P686 Investigation of acute myelosuppressive effect of dacarbazine on experimental model
B Milijasevic, D Stefanovic, D Lalosevic, M Mikov, Z Tomic, A Sabo, J Kolarovic
- LP001 Study of pharmaceutical novel system consisting in nanocarriers for interleukin
R Rangel-Corona, J Alfonso Acosta-Gutierrez, R Juárez-López, I Velasco-Lomas, B Weiss-Steider, R Soto-Vázquez, E Gil-Alegre, MT Corona-Ortega
- LP002 Susceptibility and gene interaction study of the angiotensin ii type 1 receptor gene with non-alcoholic fatty liver disease in a multi-ethnic population
Z Mohamed, S Mohd Zain, S Rampal, R Choudury Basu, R Mohamed

- LP003 From traditional medicines to drugs
O Meissner
- LP004 Anticonvulsant effects of p-cymene in mice after pilocarpine-induced seizures
R Mendes Freitas, LC Cunha Nunes, J Pereira Costa, D Pergentino Sousa, AA de Cardoso Almeida, TH Costa Marques, J Damasceno Nogueira Neto, GA Lopes Oliveira, RB Fonseca Carvalho, L Fernandes Pires
- LP005 Medical students are increasingly involved in national pharmacovigilance programme
L Kumar Sharma, B Sharma, R Yadav, SK Singhal, K Sharma, M Mathur
- LP006 Characterization of anandamide-provoked ca^{2+} signals in human microvascular endothelial cells
Y Al Suleimani, R Hiley
- LP007 Dynamin 2 and grb 2 play a functional role in ccr5 mediated chemotaxis
R Jacques, A Mueller, C Moyano-Cardaba
- LP008 Pharmacological studies on piperine (p1): its effect on pentylenetetrazole induced seizures and biochemical markers in mice
S Arman Rabbani, K K Pillai
- LP009 Chemo-attractant N-Acetyl proline-glycine-proline induces CD11B/CD18-Dependent neutrophil adhesion
G Folkerts, SO Overbeek, M Kleinjan, Paul A.J. Henricks, VM Kamp, NA Georgiou, J Garssen, AD Kraneveld
- LP010 The ability of in-vitro dissolution testing to predict the pharmacokinetic parameters and hence the pharmacological efficacy of both immediate and sustained release formulations of toseamide
E Bendas
- LP011 Metamizol could alleviate pelvic pain by analgesic and spasmolytic actions: in vivo and in vitro studies
A Tsakova, S Surcheva, M Ratkova, K Surchev, L Kasakov, M Vlaskovska
- LP012 PAI-1 blood level after administration of different doses of simvastatin with ivabradine in normo- and hypercholesterolaemic rats
J Owczarek, M Jasińska-Stroschein, A Wiktorowska-Owczarek, D Orszulak-Michalak
- LP013 Application of lysozyme and dextran-conjugated lysozyme as natural antimicrobial agents in treatment of experimentally induced wound in mice
M Aminlari, I Karachi, H Rajaian
- LP014 High throughput screening platform for the discovery of new immunomodulator molecules.
J Pérez del Palacio, C Díaz, N de Pedro, J R Tormo, J Gálvez, F Vicente, O Genilloud
- LP015 188RE-Lanreotide:Determination of radiopharmacokinetics parameters in rats.
EM Molina-Trinidad, C Arteaga de Murphy, H Jung-Cook, E Murphy-Stack, M Pedraza, G Vetiz-Serrano

- LP016 Preliminary studies and antimicrobial evaluation of the aqueous extracts of *genista ulicina*, an endemic plant species
T Ourmessaad, D Abdelghani
- LP017 Inhibition of hypoxia-induced epithelial mesenchymal transition by luteolin in non-small cell lung cancer cells
J Ruan, Y Lu, L Zhang, L Yan, F Fan, Y Liu, A Wang, S Zheng, C Shen
- LP018 Melatonin decreases cell proliferation and induces apoptotic cell death in human leukemia molt-3 cells
J Perdomo, J Cabrera, J Francisco Loro, F Estévez, J Quintana
- LP019 Role of the angiotensin ii type 1 receptor gene in susceptibility to non-alcoholic fatty liver disease in a multi-ethnic population
Z Mohamed, S Mohd Zain, S Rampal, R Choudury Basu, R Mohamed
- LP020 Cigarette smoke-induced collagen destruction, key to chronic neutrophilic airway inflammation?
G Folkerts, S Overbeek, S Braber, PJ Koelink, PA J Henricks, AT LoTamLoi, P Jackson, J Garsen, W Timens, L Koenderman, J E Blalock, AD Kraneveld
- LP021 Cephalixin induced allergica anaphylactoides in 21-year-old female patient
V Radovic
- LP022 Inhibition and dissolution of oxalates and phosphates crystales in the presence of *Nigella Damascena* and *Globularia Alypum I*
B Halima Abdelkader, K Omar Zohra, D Abdelkader, A Ahmed, S Ahmed
- LP023 Preliminary study on crystallization of phosphate from artificial urine at ph=6.5 et 8 in the presence of *nigella sativa* and *nigella damaceana*
B Halima Abdelkader, K Omar Zohra, A Ahmed, M Ahmed, S Ahme
- LP024 Phenotypic and genotypic characterization of antimicrobial resistance in salmonella isolated from poultry carcasses
S Hosseinzadeh, M Fazeli, N Panahi, J Jalaei, F Khojasteh
- LP025 Evaluation of antimicrobial activity of garlic (*allium sativum*) against *E. Coli* O157:H7
M Alorainy
- LP026 Neuroprotective effects of liuwei dihung wan in the mpp+/mptp models of parkinson´s disease
Y Lo, Y Tseng
- LP027 Video teaching in pharmacognosy
RM Giner Pons, MA Blázquez Ferrer
- LP028 Pharmacokinetic drug-drug interaction between ranolazine (RANEXA ER®) and metformin in subjects with type 2 Diabetes Mellitus
J Zack, J Berg, A Juan, S Upadhyay, N Pannacciulli, M Gottwald, Y Shao, S Wu, P Jochelson, O Ben-Yehuda
- LP029 Propranolol prescribing for newborns and infants with angiodisplasias and hemangiomas
T Lugovkina, I Diomidov, N Tutikova
- LP030 Study of the antidiabetic effect of the aqueous extract of a medicinal plant used in algerian traditional medicine: *juniperus phoenica*.
H Cherifa, L Amel, O Meriem

Thursday, July 19th 2012

- P251 Antidepressant-like effects of 1,2 acetate of citronellyl essential oil in mice
LK Ximenes dos Santos, M do Carmo de Oliveira Citó, FH Cavalcante Melo, M Lima Fernandes, M Izabel Gomes Silva, F Cléa Florenço de Sousa
- P252 Inhibitory effects of curcumin on hepatic stellate cell chemotaxis
Y Liu, Y Huang
- P253 Erythropoietin increases Epo and EpoR expression in DLD-1 cells
ATankiewicz-Kwedlo, D Pawlak, T Domaniewski, Wz Buczko
- P254 Resveratrol effects on mesenchymal stem cell proliferation and differentiation
T Demirtas, G Gacar, N Gacar, T Utkan, B Akpınar, ZS Unal, Y Yazir, E Karaoz
- P255 Potential of resveratrol in anticancer therapy
T Demirtas, G Gacar, T Utkan, N Gacar, B Akpınar, E Karaoz, Z Utkan
- P256 The lack of association between 5HT2A and 5HT2C receptor gene polymorphisms and clinical response to olanzapine or risperidone therapy in male schizophrenic patients
M Mustapic, M Zivkovic, N Pivac, A Mihaljevic-Peles, M Sagud, D Mück-Seler
- P257 Expression of mRNA and immunohistochemistry of galanin receptor subtypes in the rat pituitary: effect of restraint stress
V Klenerova, P Skopek, M Dzur-Gejdosova, S Hynie
- P258 Endogenous β -adrenoceptors differentially regulate contraction and angiogenesis of rat aorta via ERK1/2 and p38
M Perez-Aso, N Flacco, N Carpena, MC Montesinos, P D'Ocon, MD Ivorra
- P259 Differences in the signalling pathways of α_{1A} - and α_{1B} -adrenoceptors are related to different endosomal targeting
C Arce, V Segura, M Perez-Aso, F Montó, E Carceller, MA Noguera, MD Ivorra, P D'Ocon
- P260 Role of TLR4 in murine model of Intestinal Ischemia / Reperfusion Injury
M Campolo, R Di Paola, A Ahmad, E Esposito, S Cuzzocrea
- P261 Therapeutic effect of selective A_3 adenosine antagonist on obstructive nephropathy receptor
J Lee, I Hwang, M Sohn, LS Jeong, H Ha
- P262 Corticotrophin Releasing Hormone type-2 receptor and dopamine D1 receptor interact in glutamatergic terminals of rat ventral tegmental area
KA Araya, MR Ibanez, V Noches, EH Blanco, J Fuenzalida, P Galaz, F Ciruela, K Gysling
- P263 Influence of cell membrane integrity on the activity of α_1 -adrenoceptor subtypes
E Carceller, M Pérez-Aso, V Segura, MA Noguera, MP D'Ocon

- P264 Possible roles of aquaporins and fetuin-B in the preterm delivery in the rat
E Ducza, A Seres, R Gáspár, G Falkay
- P265 Non-competitive antagonist binding sites in the transmembrane domain of a prokaryotic ligand-gated ion channel
D Weston, A Thompson, M Alqazzaz, S Lummis
- P266 Generation of a MMP-2 human recombinant fluorescent reporter as tool for pharmacological studies of cardiovascular diseases
AF Prado, A Azevedo, LF Hohne, JE Tanus-Santos, RF Gerlach
- P267 Effects of Dual Antithrombotic Therapy in Myocardial Infarction Treatment
M Asceric, S Loga-Zec
- P268 2-Aminopyrimidine derivatives as selective A₁ adenosine receptor antagonists
C Val, J Brea, E Sotelo, MI Cadavid, MI Loza
- P269 synthesis and study of novel dihydropyridines and study of their effects on rat blood pressure
SA Mohajeri, S Salami, F Hadizadeh, H Hosseinzadeh, VS Motamedshariaty
- P270 A new vasodilator does not induce tolerance in rat aorta
TM Banin, RS Da Silva, LM Bendhack
- P271 The new nitric oxide donor is a potential vasodilator that similarly relaxes aorta from normotensive and renal hypertensive rats
LMPC Araújo, RS Da Silva, LM Bendhack
- P272 Non-invasive pharmacologic test performed via rectal administration of Amlodipine, designed to establish vasoreactivity during Pulmonary Arterial Hypertension in patients with Q-postinfarctial remodelling of the LV and Congestive Heart Failure
SI Kechyn, NA Gorchakova, SA Gladysheva
- P273 Anti retroviral drugs rilpivirine and efavirenz cause cardiovascular dysfunction: role of endoplasmic reticulum stress
H Bergin, M Faltz, A Patel, E Pilavachi, A Amiri, P Gard, JG Mabley
- P274 Protective role of neurotrophin-3 in human failing heart
D Vicente, F Montó, J Rueda, J Agüero, L Almenar, A Delgado, I Fariñas, P D'Ocon
- P275 ADTM, a synthetic dimer of Danshensu and tetramethylpyrazine, induces relaxation in rat mesenteric arteries
RWS Li, Y Wang, SMY Lee, SW Chan, YW Kwan, GPH Leung
- P276 Different activity of carvedilol, nitroglycerin and dobutamine as modulators of angiogenesis
D Vicente, G Fornaciari, D Pascual, MC Montesinos, P D'Ocon
- P277 RCAN1 modulates COX-2 expression in the vascular wall
AB Garcia-Redondo, V Esteban, AM Briones, N Mendez-Barbero, L Garcia-Redondo, JM Redondo, M Salaices
- P278 Antiplatelet activity of some flavonoids
C Zaragoza, C Mantecón, T Martín, J Monserrat, L Villaescusa, M Álvarez de Mon, F Zaragoza

- P279 Pitavastatin provides cardioprotection in experimental model of ischemic-reperfusion injury
Dharam Vir Singh Arya, Salma Malik, Saurabh Bharti
- P280 Angiotensin II-induced vascular stiffness is reversed by antioxidants through effects on lysyl oxidase and matrix metalloproteinases
Am Briones, Fr Roque, S Martinez-Revelles, Ms Avendaño, C Stannescu, A Aguado, R Hernanz, G Zalba, J Martinez-Gonzalez, A Fortuño, C Rodriguez, Ab Garcia-Redondo, M Salaices
- P281 Effects of flavonoids on interleukin-1 β
L Villaescusa, C Zaragoza, C Mantecón, T Martín, J Monserrat, F Zaragoza, M Álvarez de Mon
- P282 Association of blood lead level with elevated blood pressure in hypertensive patients
A Alghasham, AR Meki, H Ismail
- P283 Nebivolol but not metoprolol prevents functional, morphologic and molecular abnormalities induced by isoprenaline in rat heart
At Ozcelikay, I Ozakca, E Arioglu Inan, Vm Altan
- P284 Antiproliferative effects of captopril and losartan on A549 and NIH3T3 cell lines: Possible role of nitric oxide production
N Residi, ATansu Koparal, Y Öztürk
- P285 The vasodilatation elicited by Rho kinase inhibition in diabetic rat aorta is potentiated in the presence of endothelium
SS Yildirim, FA Cicek, HB Kandilci, B Turan
- P286 Methanol extract of *Alchemilla vulgaris* (Rosacea) reduced blood pressure in L-NAME hypertensive rats
S Takir, I Hakki Altun, S Suzgec Selcuk, E Eroglu Ozkan, A Mat, B Sonmez Uydes Dogan
- P287 Prolonged nandrolone treatment modifies the heart proteomic profile of rats subjected to acute stress
VMA Carriero, S Racca, G Abbadessa, B Pergolizzi, F Di Carlo
- P288 Effects of hydroxytyrosol on some cardiovascular biomarkers in streptozotocin-diabetic rats
M Abdel-Karim, A Guerrero, JJ Reyes de la Vega, JA Lopez-Villodres, J Muñoz-Marin, JA Gonzalez-Correa, JP De la Cruz
- P289 Effects of five alkyl hydroxytyrosol ether derivatives on platelets function
JJ Reyes de la Vega, MI Ruiz-Moreno, A Benitez-Guerrero, R Guzmán-Moscoso, A Guerrero, J Muñoz-Marin, JA Gonzalez-Correa, JP De la Cruz
- P290 Isoproterenol modulates cardiac hepatocyte growth factor expression in the rat heart
P Krenek, L Pivackova, H Cernecka, P Ochodnický, B Gajdacova, A Adameova, J Kyselovic, J Klimas
- P291 The *in vitro* calcification potential of uremic serum increases with advancing chronic kidney disease
A Patidar, DK Singh, P Winocour, K Farrington, A Baydoun
- P292 Cardioprotective effect of thymoquinone, an active principle of *Nigella sativa*, on isoproterenol induced myocardial injury
MA Randhawa, MS Alghamdi, SK Maulik

- P293 Myocardium enzyme activities in choline-deficient adult rats: the role of carnitine
A Strilakou, S Tsakiris, K Kalafatakis, A Stylianaki, A Perelas, A Koulouris, C Liapi
- P294 Low affinity nerve growth factor receptor p75^{NTR} is highly increased in human left atria during atrial fibrillation
JZ Černe, K Geršak, M Šoštarič, T Mele, DM Jurič, G Drevenšek, B Geršak
- P295 Consequences of chronic ethanol consumption on the reactivity and expression of components of the endothelinergic system in the rat corpus cavernosum
LN Leite, H Côco, R Lacchini, JE Tanus-Santos, EC Carnio, R Queiroz, AM De Oliveira, CR Tirapelli
- P296 Intraluminal administration of matrix metalloproteinase 2 (MMP-2) increases vascular oxidative stress and the vasoconstriction induced by phenylephrine in rabbit aortic rings
A Azevedo, AF Prado, L Pernomian, JE Tanus-Santos, LM Bendhack, RF Gerlach
- P297 Effects of Alcohol Withdrawal syndrome on cardiovascular systems and behavioral in rats
NA Gonzaga, CM Padovan, CR Tirapelli
- P298 Effect of apocynin on rat kidney antioxidant enzymes activity in experimental preeclampsia
EA Camacho Gruber, A Israel
- P299 Long-term ethanol consumption triggers atherosclerosis in rat aorta by inflammatory stress and endothelial dysfunction
A Shirpoor, M Hassan Khadem-Ansari, B Heshmatian
- P300 Complex cytokine profiling of tissues obtained from chronic mouse inflammation models
Á Kemény, M Boros, Zs Hajna, I Szitter, Gy Sétáló, J Szolcsányi, E Pintér, Zs Helyes
- P301 The role of a sigma-1 (σ_1) antagonist in the sensory peripheral neuropathy induced by cisplatin in rats
NA Paniagua De Veizaga, MR Giron Moreno, C Goicoechea Garcia, JM Vela, MI Martin Fontelles
- P302 Expression change of the transient receptor potential ankyrin 1 (TRPA1) receptor in inflammatory bowel disease (IBD) and dextran sulfate-induced colitis in mice
J Kun, E Pinter, S Godi, I Szabo, I Szitter, A Perkecz, Z Helyes
- P303 Control of cytosolic glucocorticoid receptor and Annexin-A1 on neutrophil traffic from bone marrow into blood: Adhesion molecule expression and SDF-1 α /CXCR4/CXCR2
ID Machado, JR Santin, V Ferraz-de-Paula, M Perretti, SHP Farsky
- P304 Characterization of human adipose-derived mesenchymal stem cells in an *in vitro* inflammation model
J Platas, V Mirabet, MJ Alcaraz, I Guillén
- P305 Granulocytopoietic activity of satphylococcal enterotoxin type A (SEA) and B (SEB) in mice: a possible mechanism to explain the exacerbation of pulmonary allergic granulocyte recruitment induced by these toxins
I A Desouza, W Takeshita, GC Mello, D Squebola-Cola, E Antunes

- P306 Antiproliferative effect of benzothiphenone γ -hydroxibutenolide in skin inflammation via inhibition of STAT3 pathway
RM Andrés, M Payá, MC Montesinos, P Navalón, F Valcuende, MC Terencio
- P307 Use of human Adipose-derived Stem Cells in a mouse model of neuropathic pain
S Niada, A Rossi, E Arrigoni, S Franchi, AE Panerai, P Sacerdote, AT Brini
- P308 Intestinal inflammation induced by DNFB/DNS exacerbates the allergic response to ovalbumin in mice
P Utrilla, M Cueto-Sola, E Bailon, N Garrido-Mesa, F Alghieri, J Rodriguez-Ruiz, Me Rodriguez-Cabezas, A Zarzuelo, J Xaus, J Gálvez, M Comalada
- P309 Efavirenz induces the expression of ICAM-1
S Orden, C de Pablo, JV Esplugues, A Alvarez
- P310 Abacavir and didanosine induce leukocyte recruitment in vivo through an interaction between Mac-1 and ICAM-1
C de Pablo, S Orden, JV Esplugues, A Alvarez
- P311 Neurotransmitters involved in the antinociception evoked from the APN on neuropathic pain in rats
Ana Carolina Rossaneis, Gláucia Melo Reis, Rafael Sobrano Fais, William Alves Prado
- P312 Antiinflammatory activity of *abarema cochliacarpus* extract in a murine peritoneal macrophages model
MS Da Silva, S Sánchez-Fidalgo, A Cárdeno, M Aparicio, MA Da Silva, W Vilegas, ARM Souza-Brito, C Alarcon De La Lastra
- P313 Blockade of peripheral σ_1 -receptors increases morphine-induced antinociception
JM Entrena, C Sánchez-Fernández, R González-Cano, A Artacho, D Zamanillo, JM Baeyens
- P314 dipyrone sparing effect of l-tryptophan in nociceptive tests in mice
NFM Rocha, AMR Carvalho, ERV Rios, LF Vasconcelos, ML Dias, DS Macedo, FCF Sousa
- P316 Afrormosin, an isoflavonoid from *Amburana cearensis*, inhibits inflammatory mediators in stimulated human neutrophils
TM Pierdoná, AA Lopes, LM Kabeya, AESC Azzolini, YM Lucisano-Valim, HIF Magalhães, ER Silveira, GSB Viana, LKAM Leal
- P317 Quercetin-loaded microemulsion: Investigation of its Antinociceptive Properties
CL Dora, MGC Silva, G Hadrich, FS Soares, GP Cardoso, ALM Baisch
- P318 Variation of the analgesic effect of carvacrol: Influence of solvents
A Cakmak, S Aydin
- P319 PPAR γ and PPAR δ agonists downregulate interleukin-1-stimulated inflammatory responses in human chondrocytes
EL Paukkeri, M Hämäläinen, T Moilanen, E Moilanen
- P320 Regulation of inflammatory gene expression and acute inflammatory response by MKP-1
R Korhonen, T Hömmö, N Huotari, V Taimi, M Laavola, R Nieminen, T Leppänen, E Moilanen

- P321 Chronic inflammation and adenosine receptor activation modulate inflammatory mediators release by dermal fibroblasts
J Arasa, MC Terencio, F Valcuende, P Navalón, M Payá, MC Montesinos
- P322 Progastrin inhibits monocyte/macrophage differentiation and repress the alternative activation of mature macrophages
D Ortiz-Masia, C Hernandez, Aj Perez-Soto, J Cosin-Roger, A Alvarez, Md Barrachina, S Calatayud
- P323 Hemokinin-1 is a key mediator of adjuvant-induced inflammatory responses in the mouse joint and lung
Zs Helyes, Zs Hajna, E Borbely, K Sandor, J Kun, I Toth, L Kereskai, E Pinter, J Szolcsanyi, CJ Paige, JP Quinn, A Zimmer, A Berger
- P324 Maslinic acid, a natural triterpene from *Olea europaea*, shows antiallodynic and antinociceptive properties
F R Nieto, E J Cobos, J M Entrena, A García-Granados, A Parra, A Martínez, J M Baeyens
- P325 TRPA1 channel is expressed in non-neuronal pulmonary cells and promotes non-neurogenic inflammation
S Materazzi, P Pedretti, C Fusi, N Moretto, C Carnini, F Facchinetti, R Patacchini, P Geppetti, R Nassini
- P326 Mechanisms responsible for the bronchodilator activities of *Tinospora crispa* extracts and purified metabolites on isolated guinea-pig trachea
S Praman, MJ Mulvany, DE Williams, RJ Andersen, C Jansakul
- P327 Utilization of deadspace, capnometry, lung mechanics, blood gas analysis and radiography to determine the efficacy of a peptide-containing synthetic lung surfactant in a rabbit surfactant-depleted model
JM Van Zyl, J Smith, A Hawtrey
- P328 Thermodynamic Comparison of Lung Surfactant Replacements
JM Van Zyl, J Vermant, W Van Loon, S Vandebril, J Smith, P Van der Bijl
- P329 Effects of red-wine polyphenolic compounds in experimentally induced allergic asthma
Sona Franova, Darina Pavelcikova, Marta Joskova, Olga Pechanova, Martina Sutovska
- P330 PDE inhibitors and the cough reflex
J Mokry, I Christensen, H Miskovicova, D Mokra, G Nosalova
- P331 Endothelin modulates Endothelial to mesenchymal transition through mechanisms involving miRNA 23.
I Sarrion, J Cortijo, G Juan, M Ramon, J Gil, R Garcia, M Mata, D Naufal
- P332 Anti-oxidative action of a selective phosphodiesterase 3 inhibitor olprinone in a meconium-induced oxidative lung injury
D Mokra, A Drgova, R Pullmann, J Mokry, A Calkovska
- P333 Biophysical behavior of a clinical lung surfactant: Surfacen
O Blanco, A Cruz, OL Ospina, E Lopez-Rodriguez, L Vazquez, J Perez-Gil
- P334 Safety and effectiveness of Surfacen in hyaline membrane disease treatment
E Díaz-Casaña, A Morilla, O Fernández, AI Martin, O Blanco

- P335 Mucin expression in nasal polyps of glucocorticoid-resistant patients
T Peiró, S Frias, M Armengot, A Serrano, P Almudever, J Milara, J Cortijo
- P336 Pravastatin inhibits glucocorticoid insensitivity generated by cigarette smoke in well differentiated human bronchial epithelial cells
A Serrano, T Peiró, P Almudéver, J Milara, J Cortijo
- P337 Tetrahydrobiopterin improves pulmonary hypertension associated to pulmonary fibrosis in wistar rats
P Almudéver, J Milara, A Serrano, T Peiró, G Hernández, J Cortijo
- P338 The effect of honey with turmeric on the duration of cough in adults: A pilot study
Amynah Mevawala, Irma Bustamante-Gavino, Rubina Barolia, Waris Qidwai, Anwar H Gilani
- P339 Effects of zinc gluconate on copper, iron and calcium levels in patients with type 2 diabetes mellitus
Z Stanojevic, R Mitic, D Valjarevic, M Stanic, Z Bukumiric
- P340 Beneficial effects of an ellagic-enriched pomegranate extract on chronic TNBS-induced colitis in rats
MA Rosillo, M Sanchez-Hidalgo, A Cardeno, M Aparicio, M Conde, S Sanchez-Fidalgo, I Villegas, C Alarcon de la Lastra
- P342 Hepatoprotective activity of roots of *Paeonia officinalis* L. against CCl₄ induced liver damage in albino rats
F Ahmad, N Tabassum
- P343 Gastroprotective effect of Gastroprotective effect of β -ionone in models of acute gastric lesion in models of acute gastric lesion
T M Olinda, L B N Freitas, R S P Pinheiro, P B Luz, L M Marques, R M P Siqueira, C B H Osório, L D Carmo, T F G Sousa, D P Sousa, N M N Alencar, S B Bezerra, J M Cavalcanti, D O Gonçalves, I S T Figueiredo, I B F Calou
- P344 Antispasmodic activity of aqueous extract from the Mediterranean red seaweed, *Hypnea musciformis* on the rat isolated duodenum
M Rasgallah - Krouf, A Yacoub, W Chaouech, A Bouraoui
- P345 Antispasmodic activity of aqueous extract from the Mediterranean brown seaweed, *Dictyopteris membranacea*, on the rat isolated duodenum
W Chaouech, O Bouzgarou, M Rasgallah - Krouf, A Bouraoui
- P346 The Influence of Alpha-Melanocortin Enantiomers on Acetaminophen Induced Hepatitis in Mice
P Turcic, M Bradamante, K Houra, P Konjevoda, T Kelava, N Štambuk
- P347 Intracellular Hydrogen Peroxide-mediated Responses under Acidic Condition in Primary Cultured Feline Esophageal Epithelial Cells
Sun Young Park, Minji Sohn, Uy Dong Sohn
- P348 Effect of *Aronia melanocarpa* juice on cold restraint stress-induced gastric mucosal lesions and liver lipid peroxidation
J Tosic, J Grujic Milanovic, UJ Vajic, L Radenovic, D Dekanski

- P349 TRPV1 antagonism and genetic deletion attenuate inflammation and referred hyperalgesia associated with oxazolone colitis in mice
Jin Kyu Choi, Il-Hong Bae, Young-Ho Park, Kyung-Min Lim
- P350 The effect of Enteroaggregative escherichia coli (EAEC) on 5-Hydroxytryptamine (5-HT), carbachol and electrical field stimulation (EFS)-induced contraction in the rat ileum
S Afshinjavid, N Cluny, I Okeke, F Javid
- P351 Differences in direct pharmacological effects and antioxidative properties of mature breast milk and an infant formula
S Spasic, N Lugonja, O Laugier, A Nikolic-Kokic, Z Orescanin-Dusic, I Spasojevic, M M Vrvic
- P352 The intestinal anti-inflammatory effects of the extract Amanda® in the TNBS model of rat colitis are associated with epithelial barrier function improvement
P Zorrilla, L Tchombe, MP Utrilla, N Garrido-Mesa, ME Rodriguez-Cabezas, M Toral, F Algieri, A Rodriguez-Nogales, L Perez, M Olivares, A Zarzuelo, J Galvez
- P353 Intestinal anti-inflammatory effects of *Phlomis purpurea* extract in the TNBS model of rat colitis
F Algieri, P Zorrilla, N Garrido-Mesa, A Rodriguez-Nogales, M E Rodriguez-Cabezas, M P Utrilla, M Toral, L Perez, M Olivares, M R Gonzalez-Tejero, M Casares, J Molero, A Zarzuelo, J Galvez
- P354 Effects of *Plantago ovata* husk on the intestinal content of short chain fatty acids in mice
M N Fernandez-Martinez, J J Garcia-Vieitez, M J Diez-Liebana, J M Rodriguez-Lago, A M Sahagun-Prieto, A P Calle-Pardo
- P355 Comparative study of the *in vitro* immunomodulatory effects of the probiotics *Escherichia coli* Nissle 1917 and *Enterococcus faecalis* UGRA10
A Rodriguez-Nogales, F Algieri, T Vezza, E Ferraro, N Garrido-Mesa, ME Rodriguez-Cabezas, MP Utrilla, M Martin-Bueno, E Valdivia, A Zarzuelo, M Comalada, M Maqueda, J Galvez
- P356 Methyl jasmonate is a promising tool against colon cancer
J Ávila-Román, E Talero, C de los Reyes, E Zubia, V Motilva, S García-Mauriño
- P357 Hepatitis C Virus Core Protein Stimulates Fibrogenesis via Obese Receptor in Hepatic Stellate Cells
C F Wu, Y T Huang
- P358 Intestinal anti-inflammatory effects of doxycycline in the TNBS model of rat colitis.
J Garrido-Mesa, N Garrido-Mesa, F Algieri, ME Rodriguez-Cabezas, P Zorrilla, MP Utrilla, M Comalada, A Zarzuelo, J Galvez
- P359 Remarkable variations in the use of medicines for peptic ulcer and gastro-esophageal reflux disease between Serbia and the Nordic countries
B Stanimirov, K Stankov, N Pavlovic, M Paut Kusturica, M Stojancevic, A Sabo, M Mikov
- P360 Pre-treatment with non absorbable glucids and bovine glycomacropeptide ameliorates 5-fluorouracil-induced intestinal mucositis in rats
A Anzola, E Guadix, A Zarzuelo, O Martinez, F Sánchez, R González

- P361 A shorter and more specific oral sensitization-based experimental model of food allergy in mice
M Comalada, E Bailón, M Cueto-Sola, P Utrilla, E Barboza, J Rodríguez-Ruiz, F Algieri, N Garrido-Mesa, A Zarzuelo, J Xaus, J Gálvez
- P362 Mechanism involved in the immunomodulatory effect of pamidronate: a stronger early immune response driven by T cells?
R Lopez-Posadas, B Ocon, C Mascaraque, C Aranda, MD Suarez, A Zarzuelo, O Martinez-Augustin, F Sanchez de Medina
- P363 Lyso-07, an indol-thiazolidine PPAR γ agonist, protects ulcer gastric induction by modulating of neutrophil mobilization and NOS protein expression
JR Santin, ID Machado, SFP Rodrigues, V Ferraz de Paula, S Teixeira, MN Muscará, SL Galdino, IR Pitta, SHP Farsky
- P364 Improving the Triage of Staggered Paracetamol (Acetaminophen) Overdose Patients
S Zafar, D Craig, K Simpson
- P365 The effects of standardized (HPLC-PDA) phytomedicine Gotas Arthur de Carvalho on gastric acid secretion and intestinal transit in rodents
SB Bezerra, A H Silva, J T Pires Filho, J C P Dantas, T M Olinda, R M P Siqueira, V S Rao, F A Santos, L K A M Leal
- P366 The serotonin 5-HT $_{2A}$ receptor antagonist ritanserin induces apoptosis in human colorectal cancer and acts in synergy with curcumin
R Ataee, T Oufkir, A Ataee, C Vaillancourt
- P367 Identification of anoctamine (Ano1) calcium activated chloride channel in porcine urinary bladder and characterization of its functional role using niflumic acid
D A Bijos, M J Drake, B Vahabi
- P368 Stress response during the development of DSS-induced colitis worsens intestinal inflammation
V Ferraz-de-Paula, A Ribeiro, JR Santin, IM Daufenback, ML Pinheiro, C Costola-de-Souza, J Palermo-Neto, SHP Farsky
- P369 Biological screening of meroterpenoids isolated from Moroccan marine algae *Cystoseira usneoids*
H Zbakh, C De los Reyes, J Ávila-Román, H Riadi, E Zubía, V Motilva
- P370 Diabetes diminishes the portal-systemic collateral vascular response to vasopressin via vasopressin receptor and G α proteins down-regulation in cirrhotic rats
Jing-Yi Lee, Teh-la Huo, Sun-Sang Wang, Hui-Chun Huang, Fa-Yauh Lee, Han-Chieh Lin, Chiao-Lin Chuang, Shou-Dong Lee
- P371 Guanine deaminase: Significance, assay, identification of inhibitors, and evidence for redox regulation
T Shaw, DS Bowden
- P372 Preventive and curative effect of a synbiotic-based *Lactobacillus paracasei* B21060 on dextran sodium sulfate-induced colitis in mice
R Simeoli, G Mattace Raso, A Santoro, P Amero, R Russo, M Sanges, A D'Arienzo, A Calignano, R Meli
- P373 Activation of cannabinoid system by central angiotensin AT $_1$ and muscarinic receptors results in gastric mucosal defence in the rat
K Gyires, Z Zádori, J Németh, L Hunyady

- P374 Effects of Tetrahydrobiopterin on Indomethacin Induced Gastric Ulcer in Rats
D Yavuz, G Topal, G Ayyildiz Sennazli, Fi Alp Yildirim, O Balci Ekmekci, M Kucur, A Gurel, BS Uydes Dogan
- P375 Influence of choline deficiency on the expression of irs-1 and glut-2 in the liver of stz-induced diabetic rats
A Kyriakaki, M Gazouli, H Al-Humadi, A Strilakou, N Tentolouris, N Anagnou, C Liapi
- P376 Evaluation of a new optical imaging agent for c-Met in healthy volunteers and in subjects with high suspicion of colorectal cancer
L Schrier, IMC de Visser-Kamerling, AJ Kales, M de Kam, GT Dalsgaard, P Gordon, A Healey, R Bendiksen, G Torheim, AMJ Langers, J Morreau, JCH Hardwick, J Burggraaf
- P377 Gastroprotective and anti-diarrheic activities of menthol
A L Rozza, D A S Cesar, C H Pellizzon
- P378 Menthol: elucidating its gastroprotective mechanisms of action
A L Rozza, C H Pellizzon
- P379 Protective role and the underlying mechanism of methionine sulfoxide reductase A against kidney ischemia/reperfusion injury in mouse
J I Kim, K M Park
- P380 Toxicity and diuretic activity of an ethanol extract of Equisetum ramosissimum D
E Navarro, S J Alonso
- P381 The protective effects of vasodilatory β -blockers carvedilol and nebivolol against glycerol-induced acute renal failure in rats
R Hegazy, A Atwa, N Yassin, S Kenawy
- P382 Study of effects renal and mechanisms of cell death induced by snake venom of *Bothrops leucurus*
I C O Morais, A F C Torres, G J S Pereira, T P Pereira, A R C Jorge, A H Bindá, S S Smaili, H S A Monteiro, M H Toyama, A M C Martins
- P383 In vivo metabolism of the major infertility drug clomiphene strongly depends on CYP2D6 and CYP3A4 activity
B Ganchev, R Kerb, M Turpeinen, W Schroth, GM Böhmer, S Igel, M Sonnenberg, E Schaeffeler, U Zanger, H Brauch, M Schwab, TE Mürdter
- P384 Pharmacokinetic analysis of mephedrone and methylone after intravenous and oral administration in rats.
R Lopez-Arnau, J M Martínez-Clemente, M Carbo, D Pubill, J Camarasa, E Escubedo
- P385 Imatinib method validation by high performance liquid chromatography in tandem mass spectrometry in human plasma to correlate with biochemical toxicity in patients with chronic myeloid leukemia
A Wojnicz, JM Moreno, MH Dumas Alonso, T Cabaleiro, M F Cano-Abad, F Abad Santos, C Rodriguez Antona, J L Steegmann, A Ruiz Nuno
- P386 Evaluation of the relationship between polymorphisms in CYP2C19 and pharmacokinetics of the proton pump inhibitors
M Román, D Ochoa, T Cabaleiro, S D Sánchez Rojas, F Abad-Santos

- P387 Pharmacokinetics and bioequivalence evaluation of two product of digoxin 0.25mg tablets after a single dose administration in healthy volunteers: an open, crossover randomised bioequivalence Clinical Trial
D Ochoa, M Roman, I Moreno, S Sanchez Rojas, F Abad-Santos
- P388 Pulmonary deposition and metabolite formation of ML3403, a second generation p38 MAPK inhibitor, in the isolated perfused and ventilated rat lung
S Ammon-Treiber, M Schwab, G Ganchev, U Delabar, S Laufer, T E Mürdter
- P389 Modulation of MDR1 isoform of P-glycoprotein efflux transporter increases permeability of doxorubicin into the brain of the rat
M G Giovannini, G La Marca, S Malvagia, M Da Ros, V Fratoni, I Sardi
- P390 Influence of chronic kidney disease on enantioselective pharmacokinetic-pharmacodynamic lercanidipine-carvedilol interaction
E B Coelho, E H Schaab, M P Marques, M Dantas, C E Paiva, V L Lanchote
- P391 Population pharmacokinetics of levosulpiride with genetic polymorphisms of *MDR1* gene in healthy subject
H Y Cho, Y B Lee
- P392 Investigation of P-glycoprotein-mediated Pharmacokinetic Interaction Between Barnidipine and Talinolol
N Ozturk, Z Pala, A Okyar
- P393 Herb-drug interaction: effect of *Fucus vesiculosus* extract on the bioavailability and disposition of amiodarone in rats
M Rodrigues, M Matias, C Canário, J Abrantes, A Ferreira, G Alves, A Falcão
- P394 Effects of *Paullinia cupana* (Guarana) seed extract on the systemic exposure of amiodarone in rats
M Rodrigues, C Canário, M Matias, J Abrantes, A Ferreira, G Alves, A Falcão
- P395 Quantification of ciprofloxacin in plasma and nasal mucosa matrices by high-performance liquid chromatography with fluorescence detection
J Sousa, G Alves, A Fortuna, A Falcão
- P396 Study of the absorption of apocynin, an anti-inflammatory natural product, in rats with ulcerative colitis induced by dextran sodium sulfate (DSS)
JP Sanchez-Rivera, A Domingo, M Marin, TM Garrigues, MC Recio
- P397 Fast HPLC-UV method for the simultaneous determination of carbamazepine, lamotrigine, oxcarbazepine and phenytoin in mouse plasma, brain and liver tissues
A Serralheiro, G Alves, A Fortuna, A Falcão
- P398 Plasma and brain pharmacokinetic profiles of carbamazepine and nine derivatives after oral administration to mice: implications for selection of drug candidates
A Fortuna, G Alves, P Soares-da-Silva, A Falcão
- P399 Influence of plasma protein binding and efflux transport mediated by P-glycoprotein on the enantioselective biodisposition of eslicarbazepine and *R*-licarbazepine
A Fortuna, G Alves, P Soares-da-Silva, A Falcão

- P400 Development of an *in vitro* bidirectional transport model for prediction of human drug absorption and assessment of P-glycoprotein involvement in intestinal drug absorption
A Fortuna, G Alves, A Falcão
- P401 A new parallel artificial membrane permeability assay for estimation of intestinal absorption and protein binding in drug discovery programs
A Fortuna, G Alves, A Falcão
- P402 Annexin A1 regulates apoptosis and phagocytic removal by macrophages of human malignant glioblastoma cells
M Festa, CW D'Acunto, AG Rossi, M Caputo, MF Tecce, S Piacente, A Capasso
- P403 Effect of adrenomedullin on antioxidant enzymes activity in cerebellar vermis of rats
A Israel, L Figueira, MR Garrido
- P404 Hydrogen sulphide enhances human platelet aggregation through phospholipase A₂ activation
E Mitidieri, R d'Emmanuele di Villa Bianca, N Kirkby, TD Warner, G Cirino, R Sorrentino
- P405 YM155, Inhibitor of survivin, suppresses the growth of human leukemia cells
Kyoung Seob Song
- P406 The rgsz2 protein mediates gpcp's redox signaling in neural cells
P Sanchez-Blazquez, M Rodriguez-Muñoz, C Bailon, J Garzon
- P407 A-kinase anchoring proteins (AKAPs) as potential novel therapeutic targets to improve cigarette-smoke-induced loss of epithelial barrier
A Oldenburger, WF Rijks, VD Sewbalaksing, WJ Poppinga, W Timens, IH Heijink, H Maarsingh, M Schmidt
- P408 Effect of UTP on MAP Kinase Phosphorylation
J Neumann, D Rothkirch, U Gergs
- P409 Differential regulation by mitochondria of calcium currents, calcium transients and quantal catecholamine release from chromaffin cells of rat embryos and their mothers
S Vestring, JC Fernández-Morales, F Padín, AM García de Diego, M Maroto, A García García
- P410 Isophthalate-induced cell elongation and inhibition of cell proliferation are not mediated by PKC
Virpi Talman, Elina Ekokoski, Raimo K Tuominen
- P411 Synthesis and induction of apoptosis by metallic complexes of lawsone
B de las Heras, C Torrejón, I Cuadrado, S Oramas, R Hernández, A Estévez-Braun, S Hortelano
- P412 Inhibition of IL-1 β -induced inflammatory and catabolic pathways by the essential oil from *Eryngium duriae* subsp. *juresianum* in human chondrocytes
A T Rufino, C Cavaleiro, F Judas, L Salgueiro, M C Lopes, A F Mendes

- P413 Antiproliferative activity and apoptosis activated by clerodane diterpenes
P M P Ferreira, G C G Militão, A G Santos, A J Cavalheiro, V S Bolzani, P M Costa, F W A Barros, M O Moraes, C Pessoa
- P414 Cytotoxic action of a fraction rich in casearins on tumor cell lines
F W A Barros, P M P Ferreira, A G Santos, V S Bolzani, A J Cavalheiro, G C G Militão, A S Meira, P M Costa, M O Moraes, C Pessoa
- P415 Isopsoralen Induces Differentiation of Pre-chondrogenic ATDC5 Cells via Activation of MAP Kinases and BMP-2 Signaling Pathways
L Li, JS Eun, M Nepal, JH Ryu, HK Cho, BY Choi, CS Kim, KW Oh, Y Soh
- P417 Metanthiol induce relaxation of non-vascular smooth muscle in similar manner to sodium sulphide
A Mijuskovic, Z Orescanin - Dusic, A Nikolic - Kokic, M Slavic, D Blagojevic, I Spasojevic, M Spasic
- P418 The P2X7 receptor may be a novel therapeutic target to promote osteogenic differentiation and mineralization of postmenopausal bone marrow stromal cells
J B Noronha-Matos, A Sá-e-Sousa, J Coimbra, S Gomes, R Rocha, J Marinhas, R Freitas, J Morais-Neves, M A Costa, P Correia-de-Sá
- P419 Age-dependent defective TGF-Beta signaling in human vascular smooth muscle cells and internal mammary arteries from patients undergoing coronary artery bypass grafting
S Redondo, J Navarro-Dorado, M Ramajo, Z Garcés, M Camero, F Reguillo, E Rodriguez, P Molina, V Andrés, T Tejerina
- P420 Yessotoxin effect on A Kinase Anchoring Protein 149 (AKAP 149) in lymphocytes
A Fernández-Araujo, A Tobío, A Alfonso, LM Botana
- P421 Inhibition of proteasome system by natural compounds: source of new anti-inflammatory and anti-cancer drugs
G Costa, V Francisco, J Liberal, Mt Cruz, Mc Lopes, Mt Batista
- P422 Effect of calcium and ROCK in the regulation of human umbilical artery contractility
Joana Feiteiro, Eduarda Lemos, Ignacio Verde, Elisa Cairrao
- P423 Cyclosporine and sirolimus inhibit calcium channels in rat aorta vascular smooth muscle cells
D Maio, E Cairrao, F Reis, I Verde
- P424 D-homoestrone exhibits apoptosis and cell cycle arrest at G2/M in HeLa human cervical cancer cells
R Minorics, N Bózsity, E Mernyák, J Wöfling, Gy Schneider, I Zupkó
- P425 Antiproliferative effect and mechanism of action of novel triazol-containing estranes
I Zupkó, J Molnár, R Minorics, I Ocsovszki, Z Kádár, É Frank, J Wöfling
- P426 Interplay between P2X7 and P2Y1 receptors controls intracellular [Ca²⁺] signals in fibroblasts of the human subcutaneous connective tissue
D Paramos, AR Pinheiro, F Ferreirinha, MA Costa, P Correia-de-Sá
- P427 Detrimental effects of restraint stress on synaptic transmission and plasticity are counteracted by the 5-HT7 receptor antagonist
B Bobula, K Tokarski, A Gadek-Michalska, G Hess

- P428 Alpha2-adrenoceptor elicited vascular smooth muscle cell contraction - discerning the intracellular pathways involved
A Huhtinen, S Björk, M Scheinin
- P429 Synthetic 3-methyl ether of flavonoid-induced cell death in human leukemia cells is dependent on caspases and is attenuated by inhibition of JNK/SAPK signalling
E Hernández, F León, J Quintana, I Brouard, F Estévez
- P430 Adiponectin in osteoarthritis – a potential target for drug development
A Koskinen, K Vuolteenaho, S Juslin, R Nieminen, T Moilanen, E Moilanen
- P431 Development of a multiplex assay for studying functional selectivity of human serotonin 5-HT_{2A} receptors.
A Iglesias, MI Cadavid, MI Loza, J Brea
- P432 Effect of opioids on growth of human BT474 and SKBR3 mammary carcinoma cells
I Weingaertner, H Ammer
- P433 α_{1D} -Adrenoceptors are responsible of the high sensitivity and the slow kinetic of adrenergic contraction in conductance arteries
M A Noguera, N Flacco, J Parés, M Perez-Aso, D Vicente, M D Ivorra, M P D'Ocon
- P434 The three α_1 -adrenoceptor subtypes show different spatio-temporal mechanisms of erk1/2 phosphorylation
F Montó, M Perez-Aso, V Segura, D Barettino, MA Noguera, G Milligan, P D'Ocon
- P435 Evaluation of the antitumor and antiangiogenic potencial of two new analogues of thalidomide
P M Costa, P M P Ferreira, A S Meira, F W A Barros, V S Bolzani, A C L Leite, S M T Cavalcanti, M O Moraes, C Pessoa
- P436 M1 macrophages activate Notch signaling pathway in epithelial cells: Relevance in Crohn's disease
J Cosin-Roger, D Ortiz-Masia, S Calatayud, L Terrádez, MD Barrachina
- P437 Dimethyl dimethoxy biphenyl dicarboxylate (DDB) attenuates metabolic and hepatic alterations in high fructose-fed rats
M A Morsy, M A Ibrahim, M I Abd-Elghany
- P438 The antihyperlipidemic activity of polysaccharide from Korean red ginseng (Panax ginseng C.A. Meyer) in hyperlipidemic rat model
Y S Kwak, M H Rhee, J S Kyung, S K Lee
- P439 Plasma adypokines in a venezuelan population with newly diagnosed metabolic syndrome
Y Mathison, L Sánchez, Y López, L Figueira, MR Garrido, A Israel
- P440 Effects of extracts from *Trifolium medium* L. and *Trifolium pratense* L. on development of estrogen deficiency-induced osteoporosis in rats
U Cegiela, J Folwarczna, M Pytlik, G Zgórk
- P441 Exercise prevents the lansoprazole-induced weakening of antiresorptive activity of alendronate in orchidectomized rats
U Cegiela, J Folwarczna, M Pytlik, R Miozga, D Nowak, A Janas

- P442 Caffeine improves central insulin sensitivity to prevent fructose-induced pressor effect through reduces superoxide production
C J Tseng, B R Chen, L P Ger
- P443 Evaluation of *Ugni molinae* extracts and triterpenoids on the accumulation of triglycerides in adipocytes
C Delporte, L Goity, F Ibáñez, L Cisneros-Zevallos
- P444 Peripheral expression of inflammatory markers in a venezuelan population with overweight
M R Garrido, L Sanchez, Y Lopez, Y Mathison, A Israel
- P445 Anti-diabetic activity of blackberry (*Rubus fruticosus*) leaves in streptozocin induced diabetic rats
M Motevalian, SM Javadpour
- P446 Melatonin induces thermogenic gene expression in white adipose tissue in Zucker diabetic fatty rats
A Agil, A Jiménez-Aranda, R Ibán-Arias, G Fernández-Vázquez
- P447 Description and evaluation of a diabetic dyslipidemia model in Gottingen minipigs
D Celdrán, F M Sánchez-Margallo, B Moreno-Lobato, M F Martín-Cancho
- P448 Validation of biochemical and hematological parameters used to monitor preclinical experimental diabetes mellitus in different species.
B Moreno-Lobato, F M Sánchez-Margallo, D Celdrán, M F Martín-Cancho
- P449 Decreased function of P1 receptor could contribute to development of hypertension in streptozocin-induced diabetic rats
D C Musial, E D Dantas da Silva Júnior, E Calvo-Gallardo, M Maroto, J C Fernandez-Morales, J F Padín, R Miranda-Ferreira, N H Jurkiewicz, A Jurkiewicz, A G García
- P450 Restructured meat enriched in glucomannan increases the pAMPK levels and ameliorates dyslipidemia in Fa/Fa rats
J Benedi, L González-Torres, M Vázquez-Velasco, S Bastida, FJ Sánchez-Muniz
- P451 Acute and chronic effects of drugs that modulate dopaminergic transmission on adipocyte lipolysis and islets insulin secretion.
M C Iglesias-Osma, M J García-Barrado, T Robredo, J Carretero
- P452 Expression of p53 and Bcl2 as indicator of cell damage in human vascular model with high levels of glucose
U Medina-Moreno, M Pierdant Perez, F Valadez Castillo, P Mandeville, J A Gonzalez-Correa, A Gordillo-Moscoso
- P453 Secretome analysis for identification of proteins as potential markers for extracellular remodelling during pathogenesis in human atherosclerotic arteries
T Tejerina, F De la Cuesta, MG Barderas, M Carnero, J Navarro-Dorado, M Ramajo, G Alvarez-Llamas, F Vivanco
- P454 The effect of age on hypothalamic oxidative stress in fructose-induced metabolic syndrome.
S Han, B Palabiyik, N Banu Uzun, M Yilmaz, Orhan Uludag, B Basgut

- P455 Relationship between HDL and oxidative stress parameters in patients with advanced atherosclerosis
J Muñoz-Marin, M Carnero, M Ramajo, J Navarro-Dorado, F Reguillo, JP De la Cruz, JA Gonzalez Correa, T Tejerina
- P456 High leptin concentrations and low SOCS-3 expression are associated with increased MMP levels in patients with osteoarthritis
K Vuolteenaho, A Koskinen, R Nieminen, T Moilanen, E Moilanen
- P457 Enhanced function of IK_{Ca} channels in the coronary vasorelaxation of insulin resistant obese Zucker rats
D Prieto, B Climent, C Contreras, A Sánchez, A García-Sacristán, L Rivera
- P458 Determining the site of lipid absorption in the small intestine using phosphorimaging
K Kleberg, B Brodin, HS Hansen
- P459 Characterization of db/db diabetic mice
C Duval, P Guillaume, D Provost, M Lemaire, G Froget
- P460 Identification of novel ssao/vap-1 inhibitors by high throughput screening
E Cuadrado, C Carpené, J Mercader, M I Loza, M I Cadavid, J Brea
- P461 The PPAR δ ligand GW501516 inhibits the IRE1 α -XBP1 ER stress pathway
L Salvadó Serra, AM Gómez-Foix, M Vázquez-Carrera
- P462 Abresham ameliorates hypertension in high-fat diet rats by reducing oxidative stress and TNF- α levels
J Bhatia, S Bharti, S Malik, D vir Singh Arya
- P463 Does the small GTPase Rac1 has a role on bladder dysfunction in streptozotocin-induced diabetic rats?
AS Evcim, S Cilaker Micili, M Karaman, G Erbil, E Guneli, S Gidener, M Gumustekin
- P464 The role of Rac-1 in apoptosis contributes to the pathogenesis of diabetic nephropathy in rats
M Gumustekin, S Cilaker Micili, MA Arici, M Karaman, E Guneli, I Tekmen
- P465 Insulin therapy didn't improve sufficiently the inhibitory effects of small GTPase RhoA in diabetic rats
AS Evcim, S Cilaker Micili, M Karaman, G Erbil, E Guneli, S Gidener, M Gumustekin
- P466 Effects of chronic administration of the symbiotic combination of FOS and *L. fermentum* in the experimental model of obese Zucker rat
B Rivero, O Martínez-Augustín, FS de Medina, A Zarzuelo, M Galisteo
- P467 Angiotensin II and central insulin-resistance in a model of Diabetes type 2 in rats
M Pastorello, A Israel
- P468 Antidiabetic properties of aqueous suspension of commercial preparation of *Coprinus comatus*
N Stilinovic, A Raskovic, A Sabo, S Vukmirovic, N Bukumirovic
- P469 Efficacy of a novel combination drug in the treatment of nicotine-associated behavioral effects in mice.
J Dugina, T Tolstikova, I Kheyfets, O Epstein

- P470 The Role of Nitric Oxide Synthase Inhibition in Nucleus Acumbens Core Region on Naloxone Induced Morphine Withdrawal Signs in Rats
H R Yananli, A Kirbas, S Recep, C Sali, M Kurbanoglu, M Ozegele, M Jafarova, B Topkara, E Sakalli
- P471 Caffeine-Induced Cocaine- and Amphetamine-Regulated Transcript (CART) Peptide Over-Expression: Comparisons with Cocaine
Z Hu, J I Han, C S Kim, E H Oh, E Roh, Y Kim, C I Lee, J T Hong, J S Eun, K W Oh
- P472 1-Methyl-1,2,3,4-tetrahydroisoquinoline produces antidepressant-like effect in clonidine model of depression: behavioral and neurochemical studies
A Wasik, J Michaluk, E Mozdzen, I Romanska, L Antkiewicz-Michaluk
- P473 The effects of erythropoietin treatment on oxidative stress parameters in hippocampus of streptozotocin-induced diabetic rats
J Mršić-Pelčić, K Pilipović, G Pelčić, D Vitezić, G Župan
- P474 A study upon short term and long term memory mechanisms
D Lana, F Cerbai, MG Giovannini
- P475 Mineralocorticoid Receptor (MR) is not involved in the noradrenergic hyperactivation that occurs during morphine withdrawal
J Navarro-Zaragoza, ML Laorden, MV Milanés
- P476 Effects of oxygen and glucose deprivation on synaptic transmission and neural progenitor cells maturation in rat dentate gyrus: role of A_{2A} adenosine receptors
G Maraula, C Traini, T Mello, F Pedata, AM Pugliese
- P477 Evaluation of Cisplatin Neurotoxicity in Cultured Rat Dorsal Root Ganglia via Cytosolic Calcium Accumulation
K Erol, S Yigitaslan, C Cengelli, E Yildirim, B Kaygisiz
- P478 The selective A_{2A} adenosine receptors stimulation reduces delayed rectifier potassium currents (K_{DR}) and differentiation of cultured oligodendrocyte progenitor cells
L Cellai, E Coppi, G Maraula, AM Pugliese, F Pedata
- P479 pharmacological evaluation of the benzothiazepine CGP37157 and isosteric analogues
FJ Martínez-Sanz, L González-Lafuente, AJ Moreno-Ortega, J Egea, R León, M Villarroya, MF Cano-Abad, C de los Rios
- P480 The neuropharmacology of psychostimulant cathinone derivatives used as drugs of abuse.
J M Martínez-Clemente, R Lopez-Arnau, D Pubill, E Escubedo, J Camarasa
- P481 Thiophene and Furane derivatives as new PDE7 inhibitors or putative drugs for neurodegenerative diseases.
A González-García, C Val, M Redondo, C Gil, A Martínez, J Brea, MI Loza, MI Cadavid
- P482 Neuroprotective and MAO inhibitory properties of new coumarin derivatives
F Rodríguez-Enríquez, R González-Franco, M I Rodríguez-Franco, L Monjas, E Quezada, L Santana, M J Matos, M Yañez, J A Fontenla, D Viña

- P483 Regulation by the NCX of calcium signalling and exocytosis at physiological, but not at room temperature
J A Arranz-Tagarro, J F Padín, S Vestring, J C Fernández-Morales, E Calvo-Gallardo, M Maroto, A M G de Diego, A G García
- P484 Differential regulation of the kinetics of cytosolic Ca^{2+} in chromaffin cells from normotensive and hypertensive rats
J F Padín, E Dantas da Silva Júnior, A Caricati-Neto, M Maroto, A M G de Diego, A G García
- P485 Suppression of nitric oxide production by compounds from *Garcinia mangostana* in HAPI microglial cells
A N Thampithak, Y U Sanvarinda, S U Suksamran
- P486 Carrier-operated histamine uptake into adult rat astrocytes does not involve organic cation transporters
M Krzan, K Perdan-Pirkmajer, S Pirkmajer, K Cerne
- P487 Effects of enoxaparin on parameters of oxidative stress, inflammation and neuroprotection in the rat parietal cortex following traumatic brain injury
K Pilipovic, Ž Župan, G Župan
- P488 Differential actions of pituitary adenylate cyclase activating polypeptide PAC1 receptors on peripheral terminals and cell bodies of primary sensory neurons
É Szoke, E Bánki, T Bagoly, D Reglodi, Zs Helyes
- P489 Effect of β -N-methylamino-L-alanine on oxidative stress of liver and kidney in rat
E de Munck García, E Muñoz Sáez, MT Antonio, J Pineda, A Herrera, B G. Miguel, RM Arahetes
- P490 Anti-inflammatory effects of *N*-acetylaspartylglutamate in carrageenan induced paw edema in rats
N Maleki-Dizaji, A Banani, A Garjani, H Niknahad
- P491 Role of GLT-1 transporter activation in the effect of ceftriaxone on spatial memory
I Karaman, G Kizilay-Ozfidan, Ch Karadag, A Ulugol
- P492 MDMA fails to potentiate kainate-induced neurotoxicity but increases sensitivity to subconvulsant doses of this glutamatergic agonist
S Abad, D Pubill, M Pallas, C Auladell, J Camarasa, A Camins, F Junyent, E Escubedo
- P493 Evaluation of the analgesic effect of nabilone versus acetaminophen plus caffeine in an inflammatory model of pain (tail flick test), in rats
M Ciccarese, V Ruggieri, MM Cainazzo, A Ferrari, LA Pini
- P494 Adolescence THC exposure promotes gene transcription in specific brain areas
P Prini, E Zamberletti, S Speziali, M Gabaglio, T Rubino, D Parolaro
- P495 URB597, a fatty acid amide hydrolase inhibitor, recovers the depressive-like phenotype induced by adolescent nandrolone treatment
S Speziali, E Zamberletti, P Prini, T Rubino, D Parolaro
- P496 The effect of GWP42006, a cannabinoid extract on MCF-7 human breast carcinoma cells
S Afshinjavid, R Phillips, F Javid

- P497 Reduced contents of CB1 receptors and G protein-coupled receptor kinases in the prefrontal cortex of human cocaine addicts
M Álvaro-Bartolomé, J A García-Sevilla
- P498 Towards rational development of peripherally selective antagonists of Cannabinoid Receptor 1
R Maitra, A Fulp, K Bortoff, H Seltzman, Y Zhang, T Fennell, J Mathews, R Snyder
- P499 Cannabis disorders reported to the French monitoring system of abuse and dependence: increasing reporting of serious cardiovascular disorders
E Jouanjus, M Lapeyre-Mestre, J Micalef
- LP031 Inhibitory effects of carvedilol on isolated bovine coronary artery: evidence for the role of No.
Y Aydin, M Kiyamaz, S Aydin
- LP032 Access to orphan drugs in serbia: a comparison with Bulgaria and Sweden
N Pavlovic, B Stanimirov, M Stojancevic, M Paut-Kusturica, A Stoimenova, M Mikov
- LP033 Cox-1 and prostacyclin production by endothelial cells in the presence of mild oxidative stress
A Toniolo, C Buccellati, C Pinna, A Sala, C Bolego
- LP034 Pharmacogenetic of sulfotransferases (sult1a1, sult1a2 and sult1e1) in breast cancer patients treated with tamoxifen
A Romero-Lorca, A Fernández Santander, A Novillo Villajos, M Gaibar Alonso, F Bandrés Moya, A Tejerina Gómez
- LP035 Collagen proteolysis is important in neutrophilic intestinal auto-inflammation found in inflammatory bowel disease via proline-glycine-proline
P Koelink, S Overbeek, S Braber, L Morgan, H Verspaget, A te Velde, E Blalock, J Garssen, G Folkerts, A Kraneveld
- LP036 Evaluation of antioxidant effect in vitro of synthetic substances similar riparin
G B Lima Nunes, P Rodrigues Policarpo, S J Chavez Gutierrez, L C Cunha Nunes, R Mendes Freitas.
- LP037 Hemantane for prevention and treatment of levodopa-induced dyskinesias in parkinsonian rats
A Nepoklonov, I Kokshenev, E Valdmen, I Kapitsa, E Ivanova, T Voronina
- LP038 Short and long term impacts of pharmacovigilance education on the pharmacovigilance knowledge level of medical students
M Aylin Arýcý, A Gelal, Y Demiral, Y Tuncok
- LP039 Compound 48/80 model is really a model of itching?
O Yesilyurt, M Seyrek, O Gunduz, F Ylkaya, T Ide, A Akar, A Ulugol, A Dogrul
- LP040 LP040 The adipokine visfatin induces human endothelial cell senescence through nicotinamide phosphoribosyltransferase activity
L A Villalobos, A Uryga, Al Leivas, R Carraro, J D Erusalimsky, C F Sánchez-Ferrer, C Peiró
- LP041 Relaxant effects of carvedilol and 1,4-cineol on isolated rat detrusor smooth muscle.
S Aydin, Y Cakmakci

- LP042 Octaphloretol A, a component from *ishige sinicola* prevents hair-loss
Jung Il Kang, G-J Kang, S-C Han, H-J Hong, V Bhakta Mathema, Y-J Jeon, S-M Kang, Y-S Koh, E-S Yoo, H-K Kang
- LP043 Disruption of nucleoside homeostasis as a contributing cause of neuropsychological disturbances associated with infection and inflammation.
T Shaw, G Civitico
- LP044 Alteration of primary cilium length after ischemia and reperfusion injury in kidney
J I Kim, K Moo Park
- LP045 Does melatonin exert its cellular effect via the MT3 Receptor NQO2?
M Betul Yerer Aycan, C Aslan, E Demirpolat, M Kosar, N Imamoglu
- LP046 Functional analysis of gene expression in risperidone treated cells provide new insights in molecular mechanism and new candidate genes for pharmacogenetic studies
A Lafuente, S Mas, P Gassó, M Bernardo
- LP047 Anti-arthritic efficacies of proteinase-activated receptor antagonists in a rat model of adjuvant-induced arthritis
F Fu Yuen Lam, E Sau Kuen Ng, A Hang Yung Lau
- LP048 Does NQO2 modulate the cellular effects of apigenin?
M Betul Yerer Aycan, C Aslan, B Odabasi, M Kosar, N Imamoglu
- LP049 Urocortin 3 involvement in regulating stress-coping behaviour but not Hypothalamic-Pituitary-Adrenal (HPA) axis activity during forced swimming
K Ebner, A Rjabokon, N Singewald
- LP050 Effect of the nitric oxide on preadipocyte differentiation
A Sencer Yurtsever, A Batub, K Büyükaşar
- LP051 Effects of chemotherapeutic agents in vascular tissue
E Herradón, C González, C Blas, M I Martín, V López-Miranda
- LP052 Effect of the rho/rock signaling in preadipocyte cell proliferation
A Sencer Yurtsever, A Batub, K Büyükaşar
- LP053 The prodrug, the antedrug and the proantedrug: a literature review
M E Elkarimi, A Elrherbi, H Filali, F Hakkou
- LP054 On integrative pharmaco-toxicology: high complex electrical and motor reactions to drugs and toxicants in angio-cardiology and genito-urology
E Neu, M Ch Michailov, J Milbradt, J Stiglmayr, S Krammer, U Welscher, Y Zebuhr, H Wilhelm Bauer, J Foltinova, W Seidenbusch
- LP055 TLR4 Receptor blockade as a target for a disease-modifying drug in an osteoarthritis rat model
M A Martínez, D Pascual, E Quesada, M I Martin-Fontelles, C Goicoechea
- LP056 Effects of different chemotherapeutic treatments on cardiac function in rats
V Lopez-Miranda, C Gonzalez, E Herradon, C Blas, M I Martin
- LP057 Tetrahydroisoquinolines interfere with the dopamine synthesis and degradation pathways. *in silico* studies.
I Almodovar, G Zapata, A Fierro, S Correa, M Allendes, C Celis, C Guajardo, B Cassels

- LP058 Penicillin allergy: A review.
*M Ahlam, M Dorra, R Imane, F Houda, H Farid
Chu Ibn Rochd*
- LP059 Drug acute renal failure
*M Ahlam, M Dorra, R Imane, F Houda, H Farid
Chu Ibn Rochd*
- LP060 SB-334867-A, a selective Orexin-1 receptor antagonist, enhances acquisition and retrieval but not consolidation of taste aversion learning in rats.
S Risco, C Mediavilla

Friday, July 20th 2012

- P502 The inhibitory effect of quercetin on NF- κ B and AP-1 activation through induction of heme oxygenase-1 and attenuation of PI3K/Akt, p38 and c-jun N-terminal protein kinase phosphorylations in raw 264.7 cells
M Hee Rhee, Y Seong Kwak, T Yayeh, H Dong Ji
- P504 Effects of BM-573, a dual thromboxane A₂ receptor antagonist and thromboxane synthase inhibitor, on endothelial function and blood pressure at early stage of atherosclerosis
M Romero, E Leon-Gómez, I Lobysheva, G Rath, JM Dogné, O Feron, C Dessy
- P505 A role for interleukin-1b in the endothelial dysfunction and NADPH oxidase activation observed in the mesenteric vasculature of streptozotocin-induced diabetic rats
E Palacios, S Vallejo, F Alvarez-Sánchez, C Peiró, CF Sánchez-Ferrer
- P506 PKA and Epac activation counteract hypoxia-induced NO/ROS imbalance in human coronary artery endothelial cells
V Garcia-Morales, G Krenning, F Dekker, H Maarsingh, M Campos-Toimil, M Schmidt
- P507 Milk protein-derived tripeptides improve endothelium dependent vasodilation; Do bradykinin and mas-receptors play a role?
H Vapaatalo, A Siltari, P Ehlers, R Korpela
- P508 Oleaster, a new virgin olive oil improved endothelial dysfunction and reduced atherosclerotic plaques of Apo E $-/-$ mice
M Alvarez de Sotomayor, E Ogalla, C Claro, C Mingorance, C Perez-Tertero, R Rodriguez-Rodriguez, MD Herrera
- P509 Protective effects of resveratrol treatment on hypercholesterolemic rabbit corpus cavernosum tissue
N Murat, O Kizer, AS Evcim, P Korhan, O Demir, A Kefi, N Atabey, S Gidener, AA Esen
- P510 Endothelial cells play a role in the leukocyte recruitment induced by ABC
C de Pablo, S Orden, JV Esplugues, A Alvarez

- P511 Thromboxane A2 release from the endothelium mediates transient P2 purinoceptor-induced contractions of the human corpus cavernosum
M Faria, J M La Fuente-de-Carvalho, P Correia-de-Sá
- P512 Comparative study on the effects of testosterone, estradiol and progesterone on prostanoid production by human endothelial cells
C Hermenegildo, D Perez-Cremades, N Martinez-Gil, M de Lazaro, C Bueno-Beti, S Novella
- P513 Sirt1 inhibition induces aortic endothelial dysfunction. Role of oxidative stress and PPAR α
MJ Zarzuelo, R Lopez-Sepulveda, R Jimenez, M Sanchez, M Romero, M Gomez-Guzman, F Perez-Vizcaino, J Duarte
- P514 Topical application of diclofenac nanoemulsion reduces postoperative pain in rats
L M Guethe, F L Primo, R S Fais, M P Siqueira-Moura, W A Prado, A C Tedesco
- P515 Analgesic And Anti-Inflammatory Effects Of 1,5-Diarylpyrazole-3-Propanoic Acid Derivates
G Sibel Arkun, N Banu Uzun, S Cankara Pirol, O Uludag, E Banoglu, N Abacioglu
- P516 Effects of biodegradable polylactic acid fibers and dexamethasone on classically and alternatively activated macrophages
M Hämäläinen, EL Paukkeri, A Pekurinen, R Nieminen, M Kellomäki, M Talja, E Moilanen
- P517 The effect of carbonyl-sulphide containing medicinal water bath treatment on LPS-induced airway inflammation in mice
A Markovics, A Kemeny, A Perkecz, ZS Helyes, E Pinter
- P518 Retrosplenial cortex reduces hyperalgesia in neuropathic pain in rats
G Melo Reis, A Carolina Rossaneis, K Genaro Borelli, W Alves Prado
- P519 Investigation of the anti-inflammatory and analgesic effects from an extract of the microalgae *Chlamydomonas pumilioniformis* (Chlorophyta)
A de Andrade, C Lima Dora, D Giroldo, G Peraza, L Maria, A L Muccillo-Baisch
- P520 Novel Thiazolo[3,2-b]-1,2,4-triazole-5(6H)-ones Substituted with Ibuprofen as Potent and Safer Antiinflammatory/Analgesic Agents
EI Ozturk, I Kazkayasi, D Sarigol, A Uzgoren, G Okay, M Ertan, B Tozkoparan, BC Tel
- P521 Evaluation of the antinociceptive activity of a nitrosyl ruthenium compound
C S Freitas, A C Garcia, D W Franco, F Q Cunha
- P522 Anti-inflammatory effect of the ether extract and major fraction of *Physalis peruviana* calyces in acute TNBS-induced colitis
E M Talero Barrientos, V Motilva Sanchez, Y C Ocampo Buendía, L F Ospina Giraldo, L A Franco Ospina
- P523 Anti-inflammatory and hypothermic effects of paracetamol-ibuprofen associations
M Costescu, H Paunescu, Oana Andreia Coman, I Fulga

- P524 Pharmacokinetic and pharmacodynamic of dexamethasone - butyrate loaded solid lipid nanoparticles
E Imbalzano, E Muntoni, L Serpe, F Foglietta, R Canaparo, P Gasco, G Paolo Zara
- P525 Induction of Hypoxia Inducible Factor-1 in macrophages activates Wnt and Notch signalling pathway in epithelial colonic cells
D Ortiz-Masia, J Cosin-Roger, C Hernandez, S Calatayud, MD Barrachina
- P526 Lysophosphatidic acid induces GATA4 expression in the P19 stem cell line through activation of NF- κ B
A Awachat, S Thakur, A Baydoun
- P528 Drug-induced skin reactions characteristics in general emergency hospital
MY Rudyk
- P529 Statin-associated gynecomastia: evidence coming from Italian spontaneous ADR reporting database and literature
G Roberto, C Biagi, N Montanaro, A Koci, U Moretti, D Motola
- P530 Study of incidence of amphotericin B side effects and nephrotoxicity risk factors in patients under chemotherapy
S O Mashayekhi, M Sattari, N Maleki, I Asvadi-Kermani, V Ghahremanfar
- P531 Involvement of neuroleptics in selenium deficiency and sudden death of cardiac origin: animal experimental study and human post-mortem examination
Q Timour, M Bost, A Tabib, J Descotes
- P532 Underreporting in pharmacovigilance among the GPs from three Local Health Authority in Italy
C Biagi, G Roberto, E Buccellato, A Vaccheri, N Montanaro, D Motola
- P533 Azithromycin and clarithromycin ototoxicity, vitamin C otoprotection and hair cell regeneration: a zebrafish approach
S Asenjo Ponce de León, M Ponce de León Roca, C Asenjo Vázquez, B Alsina Español
- P534 Adverse Cardiac Responses to Alpha-Lipoic Acid in a Rat Diabetic Model: Possible Mechanisms?
N M AL-Rasheed, N M AL-Rasheed, H A Attia, IH Hassan, H N AL-Ajmi, M A AL-Amin, R A Mohamad
- P535 Role of Quercetin and L-arginine in Alleviating Zinc Oxide Nanoparticle Hepatotoxicity in Rats
N A Abdel Baky, L M Fadda, N M Al-Rasheed, N M Al-Rasheed, W Shebely
- P536 Acid suppressive drugs and gastric cancer: A meta-analysis of observational studies
S Min Park, K Lee, J Soo Ahn
- P537 Bisphosphonate Use and Risk of Gastrointestinal Tract Cancer: A Meta-analysis of Observational Studies
K Lee, C Yoon, Y Oh, S Park
- P538 DNA-binding studies of antimutagenic and repair-stimulating derivative of 1,4-dihydropyridine AV-153 and its structural analogues
N Sjakste, K Stebele, I Biesenieks, I Bruvere, E Biesenieks, G Duburs

- P539 Benzylpenicillin+procain benzylpenicillin induced disseminated urticaria cum oedema in a 35-year-old female patient
V Radovic
- P540 Validation of HPLC method for analysis of adenine in plasma
MA Al Za'abi, BH Ali, I Ali, A Hussin
- P542 Responses of Human Placental Choriocarcinoma Cells (BeWo) to Allergen is dependent on the dose and time of exposure
B R Krishna, M Qureshi, R Patel, K Durre
- P543 Morphological changes of vital organs and tumor in dacarbazine single dose use - an experimental model
D Lalosevic, D Stefanovic, B Milijasevic, M Mikov, Z Tomic, A Sabo, J Kolarovic
- P545 Probable, clinically significant interaction of warfarin and cloxacillin; case report
H Khalili, S Dashti-Khavidaki
- P546 Behavioral effects of haloperidol and cocaine in rhesus macaques using operant responding and Irwin-like observation procedures
M Lemaire, C Cruz, I Hubert, G Froget, RD Porsolt, D Virley
- P547 Signalling pathways involved in the hydrogen peroxide-induced vasoconstriction of rat intramyocardial coronary arteries
E Santiago, C Contreras, A García-Sacristán, L Rivera, B Climent, D Prieto
- P548 Neomycin-induced free radical formation and hair cell damage in the lateral line of zebrafish
Ming-Huan Chan, Chi-Fang Liu, Hwei-Hsien Chen
- P549 Experimental studies on the involvement of brain oxidative and nitrosative stress in methylxanthine induced neurobehavioral toxicity
K Gulati, A Ray
- P550 Development of a Cell Membrane Microarray as a new high throughput screening tool for drug discovery
G Barreda-Gómez, E Astigarraga, M T Giralt, R Rodríguez-Puertas
- P551 Defects induced by prenatal buprenorphine exposure and preventive effects of dextromethorphan
P Tao, Y Yang, K Hsu
- P552 Serotonergic 5-HT_{2A} and 5-HT_{2C} receptor gene polymorphisms and acute extrapyramidal side effects in haloperidol-treated patients with schizophrenia
D Muck Seler, M Mustapic, M Zivkovic, A Mihaljevic-Peles, M Sagud, S Uzun, O Kozumplik, N Pivac
- P553 Evidence of haptentation upon bioactivation of the anti-HIV drug abacavir to a reactive aldehyde *in vivo*
N M Grilo, A M Antunes, U Caixas, S Gouveia, C Charneira, A T Marinho, C Oliveira, M M Marques, EC Monteiro, SA Pereira
- P554 Haptentation of the antiretroviral drug nevirapine upon bioactivation in man
A T Marinho, A M M Antunes, U Caixas, T Branco, A L A Godinho, MC Oliveira, MM Marques, E C Monteiro, S A Pereira

- P555 Reliability and usefulness of the proposed scale in causality assessment of hepatotoxicity
M Miljkovic, S Dobric, V Dragojevic-Simic
- P556 Neuroprotective effects of propofol on ER stress-mediated apoptosis in neuroblastoma SH-SY5Y cells
Ai Nakajima, Mayumi Tsuji, Katsuji Oguchi
- P557 In vitro Neutralization of Iranian multivalent antivenom on Hemolysis induced by *Hemiscorpius lepturus* Venom
R A Seyedian, M E Hoseiny, H A Alizadeh Otaghvar, A B Zare Mirak abady
- P558 Effects of moxifloxacin on QT in conscious telemetered guinea pigs and its translation to humans
C Armengol, M Córdoba, J Albertí, A Gavalda, C Doe
- P559 Use of allopurinol in end-stage renal disease patients
E Montané, A L Arellano, A Barriocanal, A López, F García, A Valderrama, J Costa
- P560 Effect of quercetin and its derivatives on peroxynitrite injured sarco/ endoplasmic Ca²⁺-ATPase as a possible therapeutic tool
L Horakova, P Zizkova, J Viskupicova, D Blaskovic, I Milackova, L Ratkovska, M Veverka
- P561 A complex toxicity response involving both mitochondrial dysfunction and ER stress in human hepatic cells treated with the antiretroviral drug Efavirenz
N Apostolova, LJ Gomez-Sucerquia, HA Funes, A Blas-Garcia, JV Esplugues
- P562 Disposal of unused medications from households in South Bačka District, Serbia
M Paut Kusturica, M Stojancevic, B Stanimirov, N Pavlovic, O Horvat, Z Tomic, A Sabo
- P563 The bronchospasm and worsening of the cough as adverse drug reactions after carbocysteine in children
I Magyar, A Maghiar, B Cuparencu, M Botea, C Pantis, R Dorcu
- P564 Misoprostol is a more satisfactory lower cost-benefit-efficiency outpatient treatment than curettage in first trimester abortion
P Moreno, E Blanco, M Blasco, MV Bellido, E Marquez, I Bellido
- P565 evaluation of *Sideritis hyssopifolia* antioxidant activity by using the FRAP method
V Huerga-Mañanes, R Díez-Láiz, L Villaescusa, M T Martín, F Zaragoza, M Sierra-Vega
- P566 Differential response of neurons and glia to the mitochondrial effects produced by the antiretroviral drug Efavirenz
H A Funes, A Blas-Garcia, N Apostolova, J V Esplugues
- P567 Methadone and concomitant drugs in Methadone-Related Deaths - possible mechanisms of interactions
*V Mijatovic, I Samojlik, S Petkovic, N Ajdukovic
Faculty of Medicine, University of Novi Sad,*

- P568 Effectiveness of enrofloxacin in mastitis treatment after systemic administration in the isolated perfused sheep udder
C López-Cadenas, N Fernández-Martínez, M Sierra-Vega, JM Gonzalo-Orden, AM Sahagun-Prieto, JJ García-Viéitez
- P569 Antioxidant and hepatoprotective properties of BM-21, an extract from *Thalassia testudinum* marine plant: “in vitro” and “in vivo” assays
M D Fernández, I Hernández, I Rodeiro, M T Donato, R A Morales, J C Rodríguez, T del Vallín, D Martínez, J V Castell, M J Gómez-Lechón, R Menéndez
- P570 Estrogenic effects of quercetin in rats
S Yigitaslan, K Erol, S Sahin, Y Ozatik, O Ozatik, C Cengelli
- P571 The prevalence of potential clinically significant drug interactions with angiotensin-converting enzyme inhibitors in Slovenia
M Pal, B Leskošek, P Ferik
- P572 Effects of resveratrol on 4-Vinylcyclohexene diepoxide induced testicular germ cell toxicity in mice
K Erol, Y Ozatik, O Ozatik, S Yigitaslan, C Cengelli
- P573 The Risk for Acute Pancreatitis and Cancer Associated with GLP-1 Agonists, Exenatide and Liraglutide: a Meta-analysis of the Published Evidence
C Alves, F Batel-Marques, AF Macedo
- P574 Alteplase was more efficient than streptokinase, reteplase and tenecteplase in elevated-ST-segment acute myocardial infarction treatment
E Trujillo, I Bellido, J De Pablo, JA Garcia-Arnes
- P575 Healthcare Professionals’ Attitudes and Spontaneous Adverse Drug Reaction Reporting
J I Marques, M T Herdeiro, J J Polónia, A Figueiras
- P576 Spontaneous reporting of adverse drug reactions: a ten years’ contribution of the activity of the Regional Pharmacovigilance Unit of Central Portugal for drug safety knowledge
D Mendes, C Alves, C Fontes-Ribeiro, F Batel-Marques
- P577 Allosteric modulation of 5-HT_{2B} receptors by celecoxib. Putative involvement in adverse drug reactions associated with coxibs
A Nieto, J Brea, M I Cadavid, J Mestres, I Sanchez-Sellero, MI Loza
- P578 Patterns of drug consumption in relation with the pathologies in elderly subjects of a Health Area of León
A M Sahagun-Prieto, A M Vega-Fernandez, R Diez-Laiz, JF Garcia-Sierra, I Casado-Verdejo, M N Fernandez-Martínez
- P579 Fatal drug induced liver injury
A Zaiem, I Aouinti, R Daghfous, M Lakhal, S El Aidli
- P580 Utilization of Drugs For Treatment of Thyroid Dysfunction in Pregnancy
O Horvat, A Sabo, LJ Vitas
- P581 Antioxidant activity of *Sideritis hyssopifolia* infusions
M Sierra-Vega, E Coto-Alcaraz, M J Diez-Liebana, M N Fernandez-Martínez, A M Sahagun-Prieto, J J Garcia-Vieitez

- P582 Development of a receptor-based assay for the detection of cyclic imines using Luminex technology
LP Rodriguez, N Vilariño, A Crespo, C Bueno, J Molgó, R Araoz, LM Botana
- P583 Study of *in vitro* human intestinal palytoxin absorption
D A Fernández, B Espiña, N Vilariño, M C Louzao, M R Vieytes, M Poli, L M Botana
- P584 Organ damage and tissue distribution of Okadaic Acid in mice after oral administration
A Crespo, J A Rubiolo, H López-Alfonso, M Cifuentes, A Alfonso, R Bermúdez, P Otero, M R Vieytes, F V Vega, L M Botana
- P585 *Acitretin-associated laboratory adverse events: case report*
A Hakim, L Ben Mahmoud, H Ghozzi, Z Sahnoun, K Zeghal
- P586 Yessotoxin: cardiotoxicity study in vivo
S F Ferreira, N Vilariño, C Carrera, M C Louzao, A Cantalapiedra, G Santamarina, L P Rodríguez, L M Botana
- P587 Pharmacovigilance program in hospital universitario de la princesa – madrid
S D Sergio Daniel, C Perez de la Campa, A Sanchez Hernandez, M D Ochoa Mazarro, F Abad Santos
- P588 Cognitive impairment following balanced general anesthesia or total intravenous anesthesia in patients over 50 years of age
A Gordillo-Moscoso, A Lopez-Mireles, F Romo-Salas, D Rodriguez-Cruz, L Guzman-Orta, J J Martinez-Piña, U F Medina-Moreno, M Pierdant-Perez
- P589 Comparison of toxicological effects of environmental accumulating material, perfluorooctanesulfonate (PFOS) on isolated rat arteries
Y Kobayashi, M S Islam
- P590 Consumption, safety and cost of drugs used in the treatment hypertension in cuba from 1974 to 2011
C Lara
- P591 Factors, attitudes and perceptions about antibiotic prescribing: a critical review of qualitative studies
A Rodrigues, F Roque, A Falcão, A Figueiras, MT Herdeiro
- P592 Delayed elimination of high dose methotrexate due to co-administration of omeprazole: a case report
I Aouinti, E Gaies, S Trabelsi, I Salouage, R Charfi, N Jebabli, M Lakhal, A Klouz
- P593 Dextropropoxyphene induced QTc interval prolongation: A multicenter trial to study his prevalence and clinical relevance of the usual doses approved in Argentina
G Di Girolamo, C Sparanochia, G Alberto Keller
- P594 Induction therapy toxicities in children with Acute Lymphoblastic Leukemia
T Adam de Beaumais, A Uyttebroeck, S Rossi, S Suciú, E Jacqz-Aigrain
- P595 fixed drug eruption induced by meprobamate and confirmed by positive patch test
A Zaiem, W Kaabi, R Sahnoun, R Daghfous, M Lakhal, S El Aidli

- P596 Disseminated BCG infection in a ten-month-old child after BCG vaccination
A Zaiem, S Ferjani, R Sahnoun, R Daghfous, M Lakhal, S El Aidli
- P597 In vitro phototoxic effect of chloroaluminum phthalocyanine-loaded nanocapsules on human melanoma cell lines
M P Siqueira-Moura, F L Primo, E M Espreafico, A C Tedesco
- P598 Knowledge, perceptions and attitudes of hospital pharmacists about antibiotic resistance - a pilot study in Portugal
F Roque, S Soares, L Breitenfeld, A Figueiras, M T Herdeiro
- P599 Soy diet during early development may influence spermatogenesis in male rats
I Papaioannidis, I Makaronidis, T Papamitsou, I Kyriakidis, F Tsanakalis, M Dermentzopoulou, P Papaioannidou
- P600 Evidence based practice to research clinical information on adverse effects associated to antiretroviral therapy
C Abrantes, A C Rama, M M Caramona, A Meliço-Silvestre, F Fernández-Llimós, I V Figueiredo
- P601 Glutamine synthetase as sensitive biomarker to detect nephrotoxicity induced by colistin in rat
K Zeghal, Z Ghilissi, T Rebai, F Ayedi, Z Sahnoun, A Hakim
- P602 Efavirenz increases lipid content and regulates the inflammatory response in hepatic cells
A Blas-García, C Hernández-Sáez, D Ortiz-Masiá, L J Gómez-Sucerquia, N Apostolova, J V Esplugues
- P603 Investigation of biochemistry alterations - *Hoodia gordonii* chronic use in rats
M do Carmo O Citó, L Kelly Ximenes dos Santos, M Lima Fernandes, F Helvira Cavalcante Melo, M Izabel Gomes Silva, T Maria Fontenele Morais, M Goretti Rodrigues de Queiroz, F Cléa Florenço de Sousa
- P604 Influence of cDNA-expressed cytochrome P450 isoforms on anticancer activity of some new diesters of zidovudine
P Ruszkowski, H Laskowska, L Celewicz, T Bobkiewicz-Kozłowska, B Hladon
- P605 Efficacy and safety of biologics in patients with moderate to severe psoriasis
E Blanco, JM Segura, T Martín, I Bellido
- P606 Evaluation of cytotoxic and neuroprotective effects of standardized extract of *Erythrina velutina*
A H Silva, J T Pires Filho, A A Lopes, T M Rocha, A T A Pimenta, M A S Lima, H Y F Magalhães, H V Nobre Júnior, S M M Vasconcelos, L K A M Leal
- P607 Brilique /Ticagrelor/ Safety Profile related to threshold of oxicological concern /TTC/ for impurities UI127, UI133,UI134 and UI 111 major objections of evaluation documentation for granting MA procedure by Medicines and Medical Devices Agency of Serbia-alims
V Stanimirovic, A Nikolic, B Stanimirovic, D Nikolic, B Stanimirovic

- P608 Regulatory dilemma of ongoing safety review of drug Gilenya® (fingolimod)-experience from medicines and medical devices agency of Serbia-ALIMS
V Stanimirovic, D Nikolic, A Nikolic, B Stanimirovic, B Stanimirovic
- P609 Pediatric drugs: management in Primary Care
E Blanco, MA Vega, I Bellido, J De Pablo, El Márque
- P610 A case of naloxone reversed acute coma after a single nefopam intramuscular administration. A link with opioids is sustained by naltrexone-sensitive nefopam analgesic effect in mice
S Fedrizzi, F Minetti, I Dubuc, PE Gancel, S Mantoulet, C David, E Roupie, A Coquerel
- P611 Glutathione S-Transferase P1 (GSTP1 rs 1695) Gene Polymorphism Associated with Decreased Busulfan Clearance in Patients with Acute Myeloid Leukemia
N Krivoy, T Zuckerman, H Helkin, JM Rowe, E Efrati
- P612 Pharmacogenetic determinants of imatinib, dasatinib and nilotinib pharmacokinetics in chronic myeloid leukaemia patients
S De Francia, A Ariaudo, E Pirro, A D'avolio, Fm Piccione, M Simiele, C Fava, G Saglio, F Di Carlo
- P613 ABCB1 2677T and 3435T polymorphisms are associated with cilostazol-induced headache in phase I clinical trials
S K Cho, K Park
- P614 From pharmacogenetics to personalized medicine: Main results about Cuba population. Regulatory perspectives
D Ramirez, I Rodeiro
- P615 The association between catechol-o-methyltransferase (COMT) Val158Met polymorphism and treatment response in schizophrenic patients treated with risperidone or olanzapine
G Nedic, M Nikolac, A Mihaljevic-Peles, B Vuksan-Cusa, D Muck-Seler, N Pivac
- P616 Brain-derived neurotrophic factor (BDNF) Val66Met polymorphism and response to antipsychotic drug therapy
M Nikolac, G Nedic, M Sagud, M Zivkovic, D Muck-Seler, N Pivac
- P617 The association between COMT Val158Met and BDNF Val66Met genotypes and antipsychotic-induced side effects
N Pivac, M Nikolac, S Uzun, G Nedic, O Kozumplik, D Muck-Seler
- P618 Effect of genetic polymorphisms for enzyme involved in azathioprine metabolism in young patients with inflammatory bowel disease
E Cuzzoni, G Stocco, S De Iudicibus, R Franca, F Bartoli, S Martellosi, A Ventura, G Decorti
- P619 UGT1A1*28 associates with the increase of propranolol metabolism in beta-thalassemia/ Hb E
J Tankanittler, P Yamanont, T Inthong, P Wirairat, S Fucharoen, N Pumala Morales

- P620 CYP2C9 variant alleles significantly affected on the pharmacokinetics of zafirlukast
S Y Lee, S Y Lee, C I Choi, H I Lee, C G Jang, J W Bae
- P621 Effect of Multidrug Resistance-1 Gene Polymorphisms on Cyclosporine pharmacokinetics in Egyptian Renal Transplanted Patients
G Mostafa-Hedeab, M Saber-Ayad, IA Latif, SO Elkashab, S Abd elshafey, TH Elshaboney, MM Zaki
- P622 A New Method for Detecting Polymorphisms in the TPMT Gene Based on Real Time PCR
M Kolorz, K Wroblowa, L Bartosova, M Bartos, R Zaoralova, D Ulicna, B Ulicny
- P623 Case-control study of genetic determinants of agranulocytosis associated with the use of metamizol and beta-lactamic antibiotics
L Ibáñez, L Vendrell, M Molokhia, A Carvajal, E de la Banda, M Durán, E Montané, E Orna, C Pedros, R Puig, M Sabaté, E Sancho, A Vallano, E Palou
- P624 Differences between Spaniards and an Ecuadorian Mestizo population in CYP2C8, CYP2C9 and CYP2C19 polymorphisms. Comparison with other populations
J Vicente, A Soriano, F Gonzalez-Andrade, A Fanlo, M Soria, B Sinues
- P625 The role of genetic polymorphisms of CYP2C9 and VKORC1 in the individualization of warfarin therapy in patients with acute stroke
N Božina, S Supe, Z Poljakovic, Z Riffer, S Hajnsek
- P626 Effect of SULT1A1 copy number variation (CNV) polymorphisms on its expressions in human platelets
Ji-Young Park, Kyoung-Ah Kim, Hyun-Jin Joo, Hae-Mi Lee
- P627 Adverse drug reactions of drug-substrates of the metabolic enzyme cytochrome P450 CYP2C9 and the transporter protein
V I Macolić Šarinić, N A Božina, N I Mirošević Skvrce
- P628 Effects of cytochrome P450 (CYP)2C19 polymorphisms on pharmacokinetics of Phenobarbital in neonates and infants with seizures
Y-M Lee, S-M Lee, J-Y Chung, M-S Park, R Namgung, K-I Park, C Lee
- P629 Differential mRNA expression of neuroproliferative/neuroplastic transcription factors induced by venlafaxine and RS67333 assessed in organotypic hippocampal slice cultures
V I Vargas, B Martínez-Villayandre, A Pazos, E M Valdizán
- P630 Prediction of total knee replacement in a 6-month multicentre clinical trial with chondroitin sulfate in knee osteoarthritis: results from a 4-year observation
J P Raynauld, J Martel-Pelletier, M Dorais, F Abram, B Haraoui, D Choquette, F Morin, L Bessette, A Beaulieu, J P Pelletier
- P631 Activation of invariant NK T (iNKT) cells are involved in Staphylococcus aureus knee joint clearance
M J Sanz, W Y Lee, K Zhang, J Conly, P Kubes
- P632 A PET microdosing study with the P-glycoprotein inhibitor tariquidar
M Bauer, M Zeitlinger, C Philippe, J Stanek, W Wadsak, M Mitterhauser, G Karanikas, M Müller, O Langer

- P633 Changing strategies in teaching pharmacology to nursing, physiotherapy and dietetics undergraduates
C Mestres, M Duran
- P635 Free teaching resource: e-Handbook to accompany Microlabs for Pharmacologists
D Modun, L Bach-Rojecky
- P636 Bisphosphonate therapy induced hypocalcemia in multiple myeloma patients
I Mandac Rogulj
- P637 Cocaine: past and present
A L Ferrer, C Martínez, N Peñalver, L Rubio, M A Blázquez
- P638 Influence of Electronic Teaching Material availability on the General Pharmacology students success rate
J Navarro-Zaragoza, M V Milanés, M L Laorden
- P639 Impact of the introduction of the first systemic chemotherapeutic agents in a major pharmacology textbook
E Seres, F Bosch
- P640 Four years of a Spanish training experience in problem-based learning
L Garcia-Martin, E Seres, R M Torrens, L A Branda, F Bosch
- P641 New PhD study-Medical pharmacology
L Gojkovic-Bukarica
- P642 Measurement of changes in prescribing ability during dental school education
E N Lia, C S Moura, J O S Naves, E B Coelho
- P643 What are the reasons for unreasonably high use of drugs with uncertain clinical benefit in Serbia?!
- J Calasan, A Sabo, Z Tomic, O Horvat, M Ban*
- P644 Innovative methods in teaching clinical pharmacology
M E Elkarimi, I Rahmoune, H Filali, F Hakkou
- P645 A fresh Look at Teaching Pharmacokinetics
V G Pukhalskaya, A I Dovgiy
- P646 PBL (Project Based Learning) in virtual collaborative environments in the context of the ESHE Framework
J Alfonso Cendon, N Ordoñez Pascua, M Castejon Limas, C Ordoñez Pascua
- P647 Comparison of different medical programs students' knowledge on hypertension and its treatment
K Hudhra, Z Thanasi
- P648 Research of the thyroid gland against application of glucocorticoids and product zoledronic acid "Zometa"
K Fomina, A Yeryomin, A Zakharov, O Fastova
- P649 The phasic contractions of mucosal and denuded detrusor strips in juvenile vs. adult pigs
B Vahabi, M Drake

- P650 Tianeptine's effects on spontaneous and Ca⁺-induced uterine smooth muscle contraction
Z Oreščanin-Dušić, Č Miljević, M Slavić, A Nikolić-Kokić, S Mijušković, A Milovanović, D Blagojević, D Lecić-Toševski, MB Spasić
- P651 Effects of dimethylsulfoxide on isolated smooth muscle contractility and antioxidative enzymes activity
M Slavić, Z Oreščanin-Dušić, A Nikolić-Kokić, S Milovanović, A Mijušković, R Radojičić, D Blagojević, M Spasić
- P652 Electromyographic characterization of myometrial contractility in pregnant rats in vivo
R Gaspar, R Samavati, K F Szucs, T Grosz, A Micsko
- P653 Novel combinations with Synergistic and/o side-effects neutralizing potential in natural products
A H Gilani
- P654 Cinnamomi ramulus Ethanol Extract Exerts Vasorelaxation through Inhibition of Ca Influx and Ca Release in Rat Aorta
H M Shin, Y H Kang
- P655 Association between *TRPM7* gene polymorphisms and Behçet's disease
A T Demiryurek, AM Onat, H Polat, Y Pehlivan, E Ozkara, S Oztuzcu, B Kisacik
- P656 Vasorelaxation by hydrogen sulphide involves activation of Kv7 potassium channels
A Martelli, L Testai, MC Breschi, K Lawson, F Miceli, M Tagliatela, V Calderone
- P657 Role of K_{ATP} channel in the tocolytic effect of β₂-adrenoceptor agonist terbutaline in rat myometrium, *in vitro*
G Falkay, E Ducza, A Koncz, N Lovasz
- P658 Effects of β-adrenoceptor stimulation in human atrial repolarizing currents.
M González de la Fuente, R Caballero, I Amorós, A Barana, P Dolz-Gaitón, R Gómez, S Sacristán, F Fernández-Avilés, J Tamargo, E Delpón
- P659 The wine polyphenol resveratrol relaxes smooth muscles of the non-pregnant rat uterus
R B Novakovic, D D Protic, N V Radunovic, H H Heinle, V I Kanjuh, L C Gojkovic-Bukarica
- P660 Spontaneous contractions in the human prostate gland
B Exintaris, B Chakrabarty, A Dey, M Lam, M Frydenberg, N Lawrentschuk, G Risbridger
- P661 The role of potassium channels in the mechanism of relaxing effects of minoxidil on the isolated rat uterus
D Sokolovic, D Drakul, Z Orescanin-Dusic, A Nikolic-Kokic, M Spasic, D Blagojevic, S Milovanovic
- P662 The effects of pinacidil on the isolated renal arteries of normotensive and hypertensive rats
D Drakul, D Sokolović, R Škrbić, M Stojilković, S Milovanović

- P663 The role of potassium channels in mechanism of vasodilatation of human umbilical vein induced by resveratrol
D Protic, R Novakovic, S Spremovic-Radjenovic, N Radunovic, H Heinle, V Kanjuh, Lj Gojkovic Bukarica
- P664 Blockers of T-type Calcium Channels also Block L-, N- and P/Q-types of Calcium Channels in Rat Embryo and Bovine Chromaffin Cells
J C Fernández-Morales, F Padín, M Maroto, S Vestring, E Calvo, A G García, A M G de Diego
- P665 Biochemical, structural and functional study of ELIC probed with cysteine-reactive benzodiazepine analogs
E Wijckmans, M Stein, R Spurny, M Pangerl, M Brams, D Trauner, E Sigel, C Ulens
- P666 The role of potassium channels in the mechanism of relaxing effects of pinacidil on the isolated rat uterus
S Milovanović, J Kordić-Bojinović, D Sokolović, D Drakul, Z Orešćanin-Dušić, D Blagojević, M Spasić
- P667 The role of potassium channels and nitric oxide (NO) in the mechanism of relaxing effects of pentoxifylline on the isolated rat uterus
J Kordić-Bojinović, D Sokolović, D Drakul, D Blagojević, N Čutura, V Soldo, S Milovanović
- P668 Characterization of CACNA1F mutations found in patients with a congenital form of night blindness
K W Schicker, V Burtscher, D Knoflach, A Singh, A Koschak
- P669 Compound action potential parameters and ketoprofen
J Scekić, M Drećun
- P670 Plasma nitrite concentration decrease after hyperoxia-induced oxidative stress in healthy humans
D Modun, M Krnic, J Vukovic, V Kokic, L Kukoc-Modun, D Tsikas, Z Dujic
- P671 Novel inhibitors of NO and PGE2 production: pyrimidine analogues
Z Zidek, P Kostecká, E Kmonickova, Z Janeba, A Holý, P Jansa
- P673 Nitric oxide mediates the antihypertensive and vascular relaxing effects of a soluble cocoa fiber product in spontaneously hypertensive rats
S Fernández Vallinas, N López Carreras, M Miguel, A Aleixandre
- P674 *Achillea millefolium* effect on plasma nitrite/nitrate levels in chronic kidney disease patients
S Dashti-Khavidaki, S Vahid, M Amini, F Ahmadi, MH Salehi-Surmaghi
- P675 Pharmacological studies on the involvement of opioid - nitric oxide (NO) interactions during stress induced angiogenesis in rats
K Gulati, A Ray
- P676 Regulation by nitric oxide (NO) of gender based differences in stress-induced neurobehavioral and immunological responses in rats
A Ray, K Gulati, A Chakraborti
- P678 Aliskiren inhibits experimental venous thrombosis in two-kidney one-clip hypertensive rats
J M Hermanowicz, A Hermanowicz, W Buczko
- P679 Neuronal and inducible nitric oxide synthase in the HPA axis activation by interleukin-1 β
J Tadeusz, A Gadek-Michalska, P Rachwalska, J Spyrcza, J Bugajski

- P680 Stress induced alterations in neuronal and inducible nitric oxide synthase in brain structures involved in HPA axis activity
P Rachwalska, A Gadek-Michalska, J Tadeusz, J Spyrka, J Bugajski
- P682 Sildenafil protects against NO deficiency-related nephrotoxicity in cyclosporine A treated rats
M El-Moselhy, M Morsy, R Abdel-Atif, M Kalifa
- P683 Nitric oxide donor compound induces relaxation in mesenteric resistance artery from normotensive and hypertensive 2K-1C rats
F A Andrade, C B A Restini, R S Silva, L M Bendhack
- P684 Synergistic cytotoxic activity of thiazolo[5,4-*b*]quinoline derivative D3CLP in combination with cisplatin against human cervical cancer cells
I González-Sánchez, A Navarrete-Castro, A Lira-Rocha, M A Loza-Mejía, C A Mendoza-Rodríguez, C Coronel-Cruz, M A Cerbón-Cervantes
- P685 Cytokines involvement in oral tolerance induced in patients affected by nickel systemic allergy
G Calapai, A Carni, C Mannucci, G Loschiavo, L Ricciardi

Author Index

A

- Abacioglu, Nurettin P515
 Abad Santos, F P385, P587
 Abad, S P492
 Abad-Santos, F P387
 Abad-Santos, Francisco P186, P386
 Abassi, Y C111
 Abbadessa, G P287
 Abbasnazari, Mohammad P001, P164
 Abd elshafey, S P621
 Abdel Baky, NA P535
 Abdel-Aziz, Heba P690
 Abdelghani, D LP016
 Abd-Elghany, MI P437
 Abdelkader, B H LP022, LP023
 Abdelkader, D LP022
 Abdel-Karim, M P288
 Abdel-Latif, Rania P682
 Abougomaah, H P047
 Abram, F P630
 Abrantes, C P600
 Abrantes, J P393
 Acarregui, Argia C032
 Acosta-Gutiérrez, J A LP001
 Acosta-Zaldivar, M P043
 Acuña Vega, A P004
 Adam de Beaumais, Tiphaine P594
 Adameova, A P290
 Adi-Bessalem, S P049
 Afshinjavid, S P350, P496
 Agil, A C073, P446
 Agostini, S C038
 Aguado, A P098, P280
 Agüero, J P274
 Aguiar, JAC P210
 Ahlam, M LP058, LP059
 Ahmad Alzubier, Aman C067
 Ahmad, A C109
 Ahmad, Akbar C022, C045
 Ahmad, F P342
 Ahmadi, F P674
 Ahmed, A LP022, LP023
 Ahmed, S LP022, LP023
 Ahn, Jeong Soo P536
 Ajdukovic, N P567
 Akar, A LP039
 Akar, Ahmet P245
 Akar, F P205, P206, P215, P216
 Akbar, Ahmad P260
 Akowuah, GA C072
 Akpinar, B P254, P255
 Al Balushi, KA P006
 Al Suleimani, Y LP006
 Al Za'abi, MA P540
 AL-Ajmi, HN P534
 AL-Amin, MA P534
 Alarcon de la Lastra, C C098, P312, P340
 Alarcón de la Lastra, C C046, C070, C096
 Alberti, J P558
 Albertos, F C082, C083
- Albillos, A P045
 Alcaide, A C095
 Alcalá Sanz, A P004
 Alcaraz, MJ P127, P152, P156, P158, P304
 Alegret, M C094
 Aleixandre, A P063, P673
 Alencar, NMN P343
 Alfonso Cendon, J P646
 Alfonso, A P420, P584
 Alghamdi, MS P292
 Alghasham, Abdullah P282
 Alghieri, F P308
 Algieri, F C047, P352, P353, P355, P358, P361
 Al-Hakem, H P057
 Al-Humadi, H P375
 Alhumayyd, MS P058
 Ali, BH P540
 Ali, I P540
 Ali, SF P250
 Alizadeh Otaghvar, HA P557
 Almela, P P087, P089, P230
 Almenar, L P274
 Almodovar, I LP057
 Almotrefi, AA P058
 Almudever, P P335
 Almudéver, P P336, P337
 Alonso, MJ P098
 Alonso, SJ P380
 Alorainy, M LP025
 Alqazzaz, M P265
 Al-Rasheed, Nm P534, P535
 Alsina Español, Berta P533
 Altan, Vm P283
 Altankova, I P144
 Altun, Ismail Hakki P286
 Álvarez De Mon, M P278, P281
 Alvarez De Sotomayor, M P508
 Álvarez De Sotomayor, M C091
 Alvarez, A P309, P310, P322, P510
 Álvarez, Y P098
 Alvarez-Llamas, G P453
 Alvarez-Sánchez, F P505
 Álvaro-Bartolomé, María P497
 Alves, C P162, P573, P576
 Alves, G P393, P394, P395, P397, P398, P399, P400, P401
 Al-Zakwani, I P006
 Allendes, M LP057
 Ambrosini, S P241
 Amel, L LP030
 Amero, P P372
 Amini, M P674
 Aminlari, M LP013
 Amiri, A P273
 Ammer, H P432
 Ammon-Treiber, S P388
 Amorós, I C079, P658
 Anagnou, N P375
 Andersen, RJ P048
 Andersson, M P053
 Andrade, FA P683

Andrade, Rj	C057	Atwa, A	P381
Andrés, Mt	P043	Auladell, C	P492
Andrés, Rm	C099, P306	Avendaño, Ms	P098, P280
Andrés, V	P419	Ávila-Román, J	P356, P369
Andriantsitohaina, Ramaroson	C051	Awachat, A	P526
Andújar, I	C039	Ay, Fi	P374
Ángel Martín, M	P115	Aydin, S	LP031, LP041
Anguera, A	P194	Aydin, Y	LP031
Antkiewicz-Michaluk, L	P207, P472	Aydin, S	P233, P318
Antonio, Mt	P489	Ayedi, F	P601
Antunes, Am	P553	Aylin Arycy, M	LP038
Antunes, Amm	P554	Azevedo, A	P266, P296
Antunes, E	P305	Azmandian, Jalal	P007
Anzola, A	P157, P360	Azzolini, Aesc	P316
Aouinti, I	P579, P592		
Aparicio, M	P312, P340	B	
Aparicio-Soto, M	C070, C096	Babal, P	C003
Apicella, C	P147	Bach-Rojecky, L	C069, P635
Apostolova, N	P561, P566, P602	Bach-Rojecky, Lidija	C068
Arahuetes, Rm	P489	Bae, Il-Hong	P349
Aranda, C	P362	Bae, Jw	P620
Aranda, Cj	P157	Baena, M	C094
Araoz, R	P582	Baeyens, Jm	P129, P133, P135, P143, P145, P313, P324
Arasa, J	P321		C036, P488
Araujo, Flo	P210	Bagoly, T	P051
Araújo, Lmpc	P271	Bahamondes, G	C086
Araújo, Silvana Da Costa	C062	Bahramikia, Seifollah	P406
Arce, C	P259	Bailon, Concha	P308
Arellano, Al	P559	Bailon, E	P361
Ariaudo, A	P612	Bailón, E	P317
Arici, Ma	P464	Baisch, Alm	P030
Arioglu Inan, E	P283	Ballestri, M	P643
Arkun, Gökseñ Sibel	P515	Ban, M	C028
Arman Rabbani, S	LP008	Banani, A	P490
Armengol, C	P558	Banani, Armita	LP034
Armengot, M	P335	Bandrés Moya, F	P270
Aronsson, P	P053	Banin, Tm	P488
Arráez, Ma	P239	Bánki, E	P515
Arranz-Tagarro, Ja	P483	Banoglu, Erden	C079, P658
Arrazola, M	P041	Barana, A	P155
Aribas, Sm	P092	Barbarroja, P	P140, P141
Arrigoni, E	P307	Barbosa Filho, Jm	P210
Arslan, R	P236	Barbosa-Filho, Jm	P155, P361
Art, J	C019, C080	Barboza, E	P249
Artacho, A	P313	Barco Collazos, JI	C107
Arteaga De Murphy, C	LP015	Bardelli, C	P453
Arvelo, F	P033	Barderas, Mg	P434
Arya, Dharam Vir Singh	P279, P462	Baretino, D	P230
Aryal, Bijay	P172	Baroja-Mazo, A	P338
Arzumanyan, Ma	P097	Barolia, Rubina	P248
As, G	P374	Barón López, Fj	P051
Asceric, M	C058, P267	Barra, R	P148, P322, P436, P525
Asenjo Ponce De León, Silvia	P533	Barrachina, Md	P550
Asenjo Vázquez, César	P533	Barreda-Gómez, Gabriel	C108, P093
Aslan, C	LP045, LP048	Barreira, B	C051
Assunção, Jp	P130	Barreira, Bianca	P559
Astigarraga, Egoitz	P550	Barriocanal, A	P130
Asvadi-Kermani, Iraq	P530	Barros, A	P413, P414, P435
Atabey, N	P509	Barros, Fwa	C106
Ataee, Amin	P366	Barry, Dm	P147
Ataee, Ramin	P366	Bartella, C	P618
Atreya, I	C040	Bartoli, F	P105
Attar, Mayssa	P178	Bartolo, A	
Attia, Ha	P534		

Bartos, M	P622	Bienkowski, P	C103
Bartosova, L	P622	Biesenieks, I	P538
Basgut, Bilgen	P454	Bijos, Da	P367
Basic, K	P013	Bilusic, Marinko	P088
Basta-Kaim, Agnieszka	P243	Bindá, Ah	P382
Bastida, S	P450	Bisenieks, E	P538
Bastos, Maria De Lourdes	C062	Björk, S	P428
Bastos, MI	C052	Blagojevic, D	P417
Batalhao, Me	P227	Blagojevi, D	P650, P651, P666,
Batchvarov, V	C008		P667
Batel Marques, F	P162	Blagojevic, Dusko	P661
Batel-Marques, F	P573, P576	Blalock, E	LP035
Batista, Mt	P421	Blanco Calvo, E	P246
Batista, T	P149, P150, P151	Blanco, A	P127, P158
Batup, A	LP050, LP052	Blanco, E	C060, P564, P605,
Bauer, F	C019		P609
Bauer, M	P632	Blanco, Fj	C066
Baydemir, C	P237	Blanco, O	P333, P334
Baydoun, A	P291, P526	Blandizzi, C	P081
Bayod, S	C061	Blas, C	LP056
Be, O	P374	Blasco, M	P564
Beaulieu, A	P630	Blas-Garcia, A	P561, P566
Becker, C	C040	Blas-Garcia, A	P602
Bedini, A	C038	Blaskovic, D	P560
Behets, G	C078	Blazevic, Nina	P088
Behnke, F	C019	Blázquez Ferrer, M A	LP027
Bektas, E	P205, P206, P216	Blázquez, Ma	P637
Bektas, N	P236	Boaretto, S	C085
Belmonte, C	C018	Bobkiewicz-Kozłowska, T	C103, P604
Bellido, I	C056, C113, P564,	Bobula, B	P427
	P574, P605, P609	Bochorishvili, Ta	P096
	C056, C113, P564	Bodzon-Kulakowska, A	P112
Bellido, Mv	P585	Bogiel, M	P180, P181, P185
Ben Mahmoud, L	P033	Böhmer, Gm	P383
Benaim, G	LP010	Boknik, P	C003
Bendas, E	P095, P270, P271,	Bolego, C	LP033
Bendhack, Lm	P296, P683	Bolieva, L	C055
	P376	Bolonheis, Sm	C009
Bendiksen, R	P223, P450	Bolton, Tb	C014
Benedi, J	P113	Bolzani, Vs	P413, P414, P435
Benemei, S	C013	Bongioanni, D	C088
Benes, J	P289	Bonifacio, Mj	P091
Benitez-Guerrero, A	P125, P138	Borbely, E	P323
Benkherara, S	LP028	Bordjiba, O	P125, P138,
Ben-Yehuda, O	P008, P009	Borelli, Karina Genaro	P518
Bereshchenko, O	LP028	Borner, C	C001
Berg, J	C049, P323	Boros, L	C036
Berger, A	P689	Boros, M	P300
Berger, Frauke	P273	Bortoff, Katherine	P498
Bergin, H	C040	Boscá, L	P079
Bergö, M	P584	Bosch, F	P639, P640
Bermúdez, R	LP046	Bost, Muriel	P531
Bernardo, M	P173	Botana, Lm	C059, P420, P583,
Bernardo-Filho, M	P106		P584, P586
Bertorelli, R	C019	Botea, M	P563
Besche, V	P630	Boukhalfa-Abib, H	P108
Bessette, L	C057	Boulieu, R	P197
Bessone, F	P204, P343, P365	Bouraooui, A	P103, P167, P344,
Bezerra, Sb	P069		P345
Bézivin, S	LP042	Bouzgarou, O	P345
Bhakta Mathema, V	P279, P462	Bouzin, C	C078
Bharti, Saurabh	P462	Bovio, E	C088
Bhatia, Jagriti	P529, P532	Bowden, Ds	P371
Biagi, C	P008, P009	Bowen, Jessica	C012
Biagioli, M			

Bozin, B	C042	
Bozina, N	P625	
Božina, Na	P627	
Bozkurt, Te	P025	
Bózsity, N	P424	
Braber, S	LP020, LP035	
Bradamante, M	P346	
Bradamante, Vlasta	P088	
Brain, Keith	C012	
Brams, M	P665	
Brancaleone, V	P128	
Branco, Lgs	P227	
Branco, T	P554	
Branda, La	P640	
Brauch, H	P200, P383	
Bravo, L	P026	
Brea, J	P240, P268, P431, P460, P481, P577	
Breitenfeld, L	P598	
Breschi, Mc	C107, P081, P082, P656	
Bressolle, F	P197	
Brines, R	P152, P156	
Brini, At	P307	
Briones, Am	P098, P277, P280	
Broccardo, M	C038	
Brodin, B	P458	
Bros, M	C019	
Brouard, I	P429	
Brouckaert, Peter	P090	
Brun, P	C050	
Brunati, A	C088	
Brundel, Bianca Jjm	C053	
Brunelleschi, S	C107	
Bruscoli, S	P008, P009	
Bruvère, I	P538	
Buccellati, C	LP033	
Buccellato, E	P532	
Bucci, Mr	P059	
Bucolo, C	P037	
Buczko, Wbodzimierz	P253, P678	
Buchwald, W	C103	
Budni, J	C021	
Budziszewska, Boguslawa	P243	
Bueno, C	P582	
Bueno, L	C038	
Bueno-Beti, C	P512	
Bueno-Beti, C	C035	
Bugajski, J	P679, P680	
Buikema, H	C074	
Bukumiric, Z	P339	
Bukumirovic, Nina	P468	
Bull, Mr	P193	
Burggraaf, J	P376	
Burgos-Morón, E	P024, P027	
Burgueño, J	P129	
Burnazovic-Ristic, L	P244	
Burtscher, V	P668	
Bustamante-Gavino, Irma	P338	
Büyükaçpar, K	LP050, LP052	
Bycul, U	P060	
Byryukova, As	C101	
		C
Caba Porras, I	P004	
Cabaleiro, T	P385	
Cabaleiro, Teresa	P186, P386	
Caballero, R	C079, P658	
Cabral, C	P118	
Cabrera, J	LP018	
Cabrerizo, S	P247	
Cadavid, Mi	P240, P268, P431, P460, P481, P577	
Cadete, Vj	C033	
Caeiro, Jr	P158	
Cainazzo, Mm	P493	
Cairrao, Elisa	P422, P423	
Caixas, U	P553, P554	
Cakmak, A	P318	
Cakmakci, Y	LP041	
Calamia, V	C066	
Calapai, G	P685	
Calasan, J	P643	
Calatayud, S	P322, P436, P525	
Calderone, V	P081, P082, P656	
Calderón-Montaño, Jm	P024, P027	
Calignano, A	C089, P372	
Calkovska, Andrea	P332	
Calou, Ibf	P204, P208, P343	
Calvo, Enrique	P664	
Calvo, Pl	C088	
Calvo-Gallardo, E	P449, P483	
Callado, Lf	C025, C029, P228	
Calle-Pardo, Ap	P198, P354	
Camacho Gruber, Ea	P298	
Camacho-Vieyra, A	P169	
Camarasa, J	P384, P480, P492	
Camins, A	C061, P492	
Camiña, M	P028	
Camm, A	C008	
Campbell, K	C059	
Campolo, M	C109	
Campos, Ar	P101	
Campos, V	P249	
Campos-Toimil, M	C105,	
Can, Od	P232	
Canaparo, R	C088, P030, P031	
Canaparo, Roberto	P524	
Canário, C	P393, P394	
Cankara Pirol, Seyma	P515	
Cano, A	C095	
Cano, E	P028	
Cano-Abad, Mf	P385, P479	
Canov, P	P067	
Cantalapiedra, A	P586	
Cantalupo, A	P059	
Canudas, Am	C061	
Cañizares, Fj	P145	
Capasso, A	P402	
Capela, João Paulo	C062	
Capela, Jp	C052	
Caputo, Francesca	C012	
Caputo, M	P402	
Caramona, M	C054, P149, P150, P151	
	P600	
Caramona, Mm	P384	
Carbo, M		

Carceller, E	P259, P263	Cerqueira, Gs	P204, P208
Carceller, Mc	P127, P158	Cesar, Das	P377
Cardeno, A	C098, P340	Ciccarese, M	P493
Cárdeno, A	C046, C070, C096,	Cicek, Fa	P285
	P312	Cifuentes, M	P584
Cardoso, Gp	P317	Cilaker Micii, S	P463, P464, P465
Caricati-Neto, A	P484	Cimino, M	P008, P009
Carmo, Fs	P173	Cirino, G	P059, P404
Carmo, Ld	P343	Cisneros-Zevallos, L	P443
Carnero, M	P419, P453, P455	Ciubotariu, D	P111
Carni, A	P685	Civítico, G	LP043
Carnini, Chiara	P325	Claro, C	C091, P508
Carnio, Ec	P227, P295	Clemente, M	P077
Carpena, N	P258	Climent, B	P457, P547
Carpéné, C	P460	Cluny, N	P350
Carraro, R	LP040	Cobos, Ej	P324
Carraro, Raffaele	C084	Côco, H	P295
Carrera, C	P586	Coelho, Eb	P390, P642
Carretero, J	P451	Cogolludo, A	C085, C108, P093
Carriero, Vma	P287	Cogolludo, Angel	C051
Carron, R	P075	Coimbra, J	P418
Cartier, C	C038	Coletta, I	P147
Carvajal, A	P623	Colman, L	P033
Carvalho, Amr	P131, P140, P141,	Colom, B	P128
	P314	Comalada, M	C047, P153, P155,
	C052		P308, P355, P358,
Carvalho, F	C062		P361
Carvalho, Félix Dias	P038	Coman, Oana Andreia	P523
Casaco, A	P194, P578	Comino-Gonzalez, N	P246, P249
Casado-Verdejo, I	P241	Compagnone, R	P033
Casamenti, F	P353	Conde, M	P340
Casares, M	LP057	Conde, Sv	C076, C092
Cassels, B	C050	Conly, J	P631
Castagiuolo, I	P646	Contreras, C	P457, P547
Castejon Limas, M	P149, P150, P151	Coppi, E	P478
Castel-Branco, M	P168, P569	Coquerel, A	P610
Castell, Jv	P147	Córdoba, M	P558
Castelli, E	P248	Corona-Ortega, M T	LP001
Castilla-Ortega, E	P037	Coronel-Cruz, C	P684
Castorina, A	P242	Correa, S	LP057
Castro, E	P251, P603	Correia-De-Sá, P	P092, P418, P426,
Cavalcante Melo, Francisca Helvira	P204		P511
Cavalcante, Alc	P343	Cortijo, J	P335, P336, P337
Cavalcanti, Jm	P435	Cortijo, Julio	P331
Cavalcanti, Smt	C048, P118, P412	Cosic, V	P070, P218
Cavaleiro, C	P413, P414	Cosin-Roger, J	P322, P525
Cavalheiro, Aj	P440, P441	Cosin-Roger, J	P148, P436
Cegieba, U	P153	Costa Marques, T H	LP004
Celada, A	P447, P448	Costa, G	P149, P150, P151,
Celdrán, D	C032		P421
Celdrán, Diego	P604	Costa, J	P559
Celewicz, L	C107	Costa, Ma	P418, P426
Celi, A	P205, P206, P215,	Costa, Phs	P021
Celikyurt, I	P216	Costa, Pm	P413, P414, P435
	LP057	Costa, Vera Marisa	C062
Celis, C	P478	Costa, Vm	C052
Cellai, L	P135, P145	Costescu, M	P523
Cendán, Cm	P477, P570, P572	Costola-De-Souza, C	P368
Cengelli, C	P474	Costoya, Ja	C105
Cerbai, F	P684	Coto-Alcaraz, E	P581
Cerbón-Cervantes, M A	C084	Cracco, C	C104
Cercas, Elena	P294	Craig, D	P364
Erne, Jz	P486	Craveiro, N	P162
Cerne, Katarina	P290	Creminon, C	P113
Cernecka, H			

Crespo, A	P582, P584	Cho, Hk	P415
Crespo, L	C082	Cho, Hy	P195, P391
Crombet, T	P038	Cho, Sk	P613
Cromer, Brett	P235	Choi, By	P415
Crupi, R	C109	Choi, Ci	P620
Crupi, Rosalia	C022, C045	Choi, Iy	C024
Cruz, A	P333	Choi, Jin Kyu	P349
Cruz, C	P546	Choi, Y	C024
Cruz, M ^a T	P118	Choquette, D	P630
Cruz, Mt	P421	Choudury Basu, R	LP002, LP019
Csikós, O	P201	Christensen, Ingrid	P330
Cuadrado, A	C021, P156	Chuang, Chiao-Lin	P370
Cuadrado, E	P460	Chuang, Wj	P040
Cuadrado, I	P079, P411	Chui, Cmw	C010
Cuadros Romero, M	P248	Chung, Jae-Yong	P628
Cubero, Ma	P145	Chung, Wj	P503
Cuciureanu, M	P183	Chung, Wy	P016
Cuciureanu, R	P183		
Cueto-Sola, M	P308, P361		
Cunha Nunes, L C	LP004, LP036	D	
Cunha, F Q	P521	D'Ocon, Mp	P433
Cunha, Mp	C021	D'Ocon, P	P259, P434
Cuparencu, B	P563	Da Costa, Jgm	P101
Curzytek, Katarzyna	P243	Da Ros, M	P389
Utura, N	P667	Da Settimo, F	P082
Cuzzocrea, S	C109, C045	Da Silva, Ma	P312
Cuzzocrea, Salvatore	C022	Da Silva, Ms	P312
Cuzzoni, E	P618	Da Silva, Rs	P270, P271
Cvejic, Jelena	P032	D'acunto, Cw	P402
Chaabouni, Y	P103	D'agata, V	P037
Chabielska, E	P042, P060	Daghfous, R	P579, P595, P596
Chacón, L	P038	D'agostino, G	C089
Chakrabarty, B	C011, P660	Dai, Zk	P064
Chakraborti, A	P676	Dalmau, P	P127
Chamouard, V	P197	Dalsania, R	C110
Chan, Mh	P219	Dalgaard, Gt	P376
Chan, Ming-Huan	P548	Dambrova, M	P078
Chan, St	P182	Dambrova, Maija	C002
Chan, Sw	P275	Danchev, Nd	P020
Chang, Ayw	P211	Dantas Da Silva Júnior, E	P484
Chaouech, W	P344, P345	Dantas Da Silva Júnior, E D	P449
Charfi, R	P592	Dantás, A P	C035
Charneira, C	P553	Dantas, Ana Paula	C027
Chatterjee, Pk	C110	Dantas, Jcp	P365
Chavez Gutierrez, S J	LP036	Dantas, M	P390
Chen, Br	P442	D'antongiovanni, V	P081
Chen, Hh	P219	D'ariento, A	P372
Chen, Hwei-Hsien	P548	Dashti-Khavidaki, S	P674
Chen, Ij	P064	Dashti-Khavidaki, Simin	P015, P545
Cherifa, H	LP030	Daufenback, Im	P368
Cheung, Bmy	C010, C031, C071, C075, P085	David, C	P610
		David-Duflho, M	P083
Cheung, Cl	C075	D'avolio, A	P612
Cheung, Tt	C075	Day, Dr	P167
Chevalier, Y	P197	De Andrade, Andressa	P519
Chia, Sl	P064	De Cardoso Almeida, A A	LP004
Chiam, Nc	C072	De Diego, Amg	P483, P484
Chiang, Cc	P219	De Francia, S	P171, P612
Chica-Rodriguez, S	P041	De Iudicibus, S	P618
Chirino, P	P033	De Kam, M	P376
Chiu, Hy	P219	De La Banda, E	P623
Chiu, Yc	P211	De La Cruz, Jp	P247, P288, P289, P455
Chladek, J	P190, P191, P192	De La Cuesta, F	P453
Cho, Gs	C024	De La Puerta Vázquez, R	P115
		De Las Heras, B	P079, P411

De Lazaro, M	P512	Diniz, Cl	P173
De Los Reyes, C	P356, P369	Diomidov, I	LP029
De Los Rios, C	P479	Dipolo, R	P033
De Medina, Fs	P466	Dirsch, Vm	C019
De Menezes, Ira	P101	Diz-Filho, Ebs	P021
De Munck García, E	P489	Djahra, Ab	P125, P138
De Oliveira Citó, Maria Do Carmo	P251	Djordjevic, V	P070, P218
De Oliveira, Am	P295	Djumanov, D	C008
De Pablo, C	P309, P310, P510	Dobric, S	P555
De Pablo, J	P574, P609	D'ocon, Mp	P263
De Pedro, N	LP014	D'ocon, P	P258, P274, P276
De Santics, J	P033	Doe, C	P558
De Sousa, Dp	P131	Dogné, Jm	P504
De Sousa, Fcf	P131	Dogrul, A	LP039
De Visser-Kamerling, Imc	P376	Dogrul, Ahmet	C037, P245
Decaluwé, Kelly	P090	Doka, G	C003
Decorti, G	P618	Dolz-Gaitón, P	C079, P658
Dedi, H	P132, C074	Domaniewski, Tomasz	P253
Dekanski, D	P348	Domingo, A	P396
Dekker, F	P506	Dominguez-Pinos, Md	P248
Del Barrio, L	C021	Donato, Mt	P168, P569
Del Valle, J	C061	Donetskya, Op	P096, P097
Del Vallin, T	P569	Doo, Ah-Reum	P122
Delabar, U	P388	Dora, Cl	P317
Delgado, A	P274	Dorais, M	P630
Delgado, G	P246	Dorcu, R	P563
Delgado, M	P079	Dorra, M	LP058, LP059
DeLPón, E	C079, P658	Dossantos, An	C065
DeLPorte, C	P443	Dovgiy, Ai	P645
Dellai, A	P103	Draganic, Pero	P019
Demir Ozkay, U	P232	Drago, F	P037
Demir, O	P509	Dragojevic-Simic, V	P555
Demiral, Y	LP038	Drake, Marcus	P649
Demirpolat, E	LP045	Drake, Mj	P367
Demirtas, T	P205, P206, P215, P254, P255, P256	Drakul, D	P662, P666, P667
Demiryurek, At	P655	Drakul, Dragana	P661
D'emmanuele Di Villa Bianca, R	P404	Dreacun, Mara	P669
Denizalti, M	P025	Drevenšek, G	P035, P294
Denlinger, B	C018	Drevenšek, M	P035
Denny, Wa	P193	Drgova, Anna	P332
Dermentzopoulou, M	P599	Dridi, M	P056
Descotes, Jacques	P531	Drinovac, V	C069
Desouza, I A	P305	Duarte, J	C085, P071, P086, P093, P513
Dessy, C	C078, P504	Duarte, Ja	C052
Detka, Jan	P243	Dubuc, I	P610
Dey, A	C011, P660	Dubuc, Je	P142
Di Carlo, F	P171, P287, P612	Duburs, G	P538
Di Girolamo, Guillermo	P593	Ducza, E	P264
Di Pace, M	C057	Ducza, Eszter	P657
Di Sante, M	P008, P009	Duda, J	P180, P181, P185
Diaconu, C	P183	Duda, Weronika	P243
Dias, Ml	P131, P140, P141, P314	Dugina, J	P469
Diaz, C	LP014	Dujic, Z	P670
Diaz, A	P242	Dulak, J	P152
Diaz, G	P051	Dumas Alonso, Mh	P385
Diáz-Casaña, E	P334	Dupont-Passelaigue, E	C015
Diez-Alarcia, R	C029	Duran, M	P633
Diez-Alarcia, R	C025	Durán, M	P623
Diez-Laiz, R	P578	Duranti, E	P081
Diez-Láz, R	P194, P198, P565	Durlu-Kandilci, Nt	P025
Diez-Liebana, Mj	P354, P581	Durre, Kainath	P542
Diez-Liébana, Mj	P194, P199	Duval, C	P459
Diniz, C	P046, P052, P092	Dyr, W	C103

Dzur-Gejdosova, M	P257		
E			
Ebner, K	LP049	Falcato-Soares, A	P397, P398, P399, P400, P401, P591
Ebrahimi Hariry, Reza	P235	Falkay, G	P046
Ed Dami, T	P241	Falkay, George	P264
Edwin Blalock, J	LP020	Faltz, M	P657
Efrati, E	P611	Fan, F	P273
Egea, J	P479	Fanlo, A	LP017
Ehlers, Pauliina	P507	Farajnia, S	P624
Ekokoski, Elina	P410	Farar, V	C028
Ekström, Gmk	P161	Faria, M	C013
El Aidli, S	P579, P595, P596	Farid, H	P511
Elkarimi, M E	LP053	Fariñas, I	LP058, LP059
Elkarimi, Me	P644	Farrington, K	P274
Elkashab, So	P621	Farsky, Sh	P291
El-Moselhy, Mohamed	P682	Farsky, Shp	C009
El-Orabi, Naglaa	P080	Fastova, Olga	P303, P363, P368
Elrherbi, A	LP053	Fava, C	P648
Elshaboney, Th	P621	Fazeli, M	P612
Elliott, Ct	C059	Fedotova, Julia	LP024
Emanuela, Esposito	P260	Fedrizzi, S	P212
Enginar, N	P225	Feil, R	P610
Entrena, Jm	P133, P143, P313, P324	Feiteiro, Joana	P059
	P469	Felibertt, P	P422
Epstein, O	P463, P465	Fennell, Timothy	P033
Erbil, G	P205, P206, P215, P216	Ferdjani, M	P498
Erden, F	P177	Ferjani, S	P056
	C019	Ferk, P	P596
Ergun, Hakan	P286	Fernandes Pires, L	P571
Erker, T	P233, P237, P477, P570, P572	Fernandes, Eduarda	LP004
Eroglu Ozkan, Esra	P011	Fernandes, Mariana Lima	C062
Erol, K	P011	Fernández Arche, A	P251
	P520	Fernández Santander, A	P115
Errecalde, Jo	LP040	Fernández Vallinas, S	LP034
Erusalimsky, J D	P384, P480, P492	Fernández, A	P063, P673
Escubedo, E	P074	Fernández, Da	P038
Escudero, E	C083, P099	Fernández, Mc	P583
Escudero, P	P509	Fernández, Md	C057
Esen, Aa	P583	Fernández, N	P569
Espiña, B	P309, P310, P510, P561, P566, P602	Fernández, O	P038
Esplugues, Jv	C109	Fernández-Araujo, A	P334
	C022, C045	Fernández-Avilés, F	P420
Esposito, E	P597	Fernandez-Baena, Mj	P658
Esposito, Emanuela	P277	Fernández-Llimós, F	C056
Espreafico, Em	LP018	Fernandez-Martinez, Mn	P600
Esteban, V	P429	Fernández-Martínez, N	P354, P578, P581
Estévez, F	P411	Fernández-Morales, J C	P194, P568
Estévez, F	P415, P471	Fernández-Morales, Jc	P449
Estévez-Braun, A	C038	Fernández-Morales, José C	P409, P483
Eun, Js	P021	Fernandez-Perez, L	P664
Eutamene, H	P463, P465, P509	Fernández-Perez, L	C090
Evangelista, Jsam	C011, P660	Fernández-Perez, L	C043
Evcim, As		Fernández-Puente, P	C066
Exintaris, B		Fernández-Segura, E	P145
		Fernández-Vázquez, G	C073, P446
		Fernández-Velasco, M	P079
		Fernandez-Vilchez T, T	C056
		Feron, O	C078, P504
		Ferrándiz, Ml	P127, P152, P156, P158
		Ferrari, A	P493
		Ferraro, E	P355
		Ferraz De Paula, V	P363
		Ferraz-De-Paula, V	P303, P368
		Ferreira, A	P393, P394
		Ferreira, I	C048
F			
Facchinetti, Fabrizio	P325		
Fadda, Lm	P535		
Fais, Rafael Sobrano	P311		
Fais, Rs	P514		
Falcão, A	P393, P394, P395,		

Ferreira, Pmp	P413, P414, P435	Fulga, I	P523
Ferreirinha, F	P092, P426	FuLP, Alan	P498
Ferreiro, Sf	P586	Funes, Ha	P561, P566
Ferrer, Ai	P637	Furuta, T	P179
Festa, M	P402	Furuta, Takashi	P184
Fierro, A	LP057	Fusi, C	P113
Fierro, Jf	P043	Fusi, Camilla	P325
Figueira, L	P403, P439		
Figueiras, A	P575, P591, P598	G	
Figueiredo, Ist	P343	G, A	P374
Figueiredo, Iv	P600	G. García, Antonio	P664
Filali, H	LP053	G. Miguel, B	P489
Filali, H	P644	Gabaglio, M	C064, P494
Filipovic, Boris	C068	Gabilondo, Am	C025, P228
Flacco, N	P258	Gacar, G	P254, P255
Florenço De Sousa, Francisca Cléa	P251, P603	Gacar, N	P254, P255
Florensa, R	P239	Gadek-Michalska, A	P427, P679, P680
Flores-Morales, A	C090	Gaibar Alonso, M	LP034
Flower, Rj	P128	Gaies, E	P592
Fogli, S	C107	Gajdacova, B	P290
Foglietta, F	C088, P030, P031	Galdino, Sl	P363
Foglietta, Federica	P524	Galindo, I	P033
Folkerts, G	LP009, LP020, LP035	Galindo, P	C085
Foltinova, J	LP054	Galindo-Tovar, A	P074
Folwarczna, J	P440, P441	Galisteo, M	P466
Fomina, Ksenia	P648	Gálvez, J	LP014
Fong, Chy	P085	Galvez, J	C047, P086, P352, P353, P355, P358
Fonseca Carvalho, R B	LP004	Gálvez, J	P153, P155, P308, P361
Fonteles, Mmf	P131		P039
Fontenele Morais, Thamires Maria	P603	Gallovic, J	C065
Fontenla, Ja	P482	Gambero, A	P610
Fontes Ribeiro, CA	P162, V	Gancel, Pe	P200, P383
Fontes Ribeiro, Ca	P130	Ganchev, B	P388
Fontes Ribeiro, Ca	P250	Ganchev, G	P419
Fontes-Ribeiro, C	P576	Garcés, Z	P409
Fornaciari, G	P276	García De Diego, Am	P409
Forsch, I	C080	García García, A	P115
Fortuna, A	P395, P397, P398, P399, P400, P401ç	García Giménez, Md	P521
	P280	García, A C	P449
Fortuño, A	C059	García, A G	P483, P484
Fraga, M	P030	García, Ag	P559
Frairia, R	P008, P009	García, F	P072, P073
Frammartino, T	P618	García, M	P041
Franca, R	P421	García, Mj	P150
Francisco, V	P522	García, R	P139
Franco Ospina, La	P521	García, R	P331
Franco, D W	P307	García, Raquel	C030
Franchi, S	P425	García-Alonso, M	P574
Frank, É	P329	García-Ames, Ja	P451
Franova, Sona	P389	García-Barrado, Mj	C025, P228
Fratoni, V	P173	García-Bea, A	P230
Frederico, Ef	C014, C114, P057	García-Carmona, Ja	P324
Freestone, Ns	P521	García-Granados, A	P640
Freitas, C S	P343	García-Martin, L	C095, P356
Freitas, Lbn	P418	García-Mauriño, S	P506
Freitas, R	P046, P052, P092	García-Morales, V	P072, P073
Fresco, P	P335	García-Pedraza, Ja	C113
Frias, S	P069, P459, P546	García-Perez, Am	P277, P280
Froget, G	P660	García-Redondo, Ab	P098
Frydenberg, M	LP047	García-Redondo, Ab	P277
Fu Yuen Lam, F	P040, P503	García-Redondo, L	P457
Fu, Wm	P619	García-Sacristán, A	P044
Fucharoen, Sathat	P038	García-Sevilla, Ja	
Fuentes, D			

García-Sevilla, Jesús A	P497	Goity, L	P443
García-Sierra, Jf	P199, P578	Gojkovic Bukarica, Lj	P663
García-Vieitez, Jj	P354, P581	Gojkovic-Bukarica, L	P641
García-Vieitez, Jj	P198	Gojkovic-Bukarica, Lc	P659
García-Viéitez, Jj	P199, P568	Golembiowska, K	P220
Gard, P	P273	Gobembowska, K	P217
Gard, Pr	C023, P209	Golocorbin-Kon, Svetlana	P032
Gardner, El	P214	Golubovic, S	P070
Garjani, A	C028	Gomes Silva, Maria Izabel	P251, P603
Garjani, Afagh	P490	Gomes, S	P418
Garrido, Mr	P403, P439, P444	Gomez Del Rio, Ma	P223
Garrido-Mesa, J	P358	Gómez, R	C079, P658
Garrido-Mesa, N	C047, P308, P352, P353, P355, P358, P361	Gómez-Foix, Am	P461
	P396	Gomez-Guzman, M	C085, P071, P086, P513
Garrigues, Tm	LP009, LP020, LP035	Gómez-Lechón, Mj	P168, P569
Garszen, J	P406	Gomez-Luque, A	C056, C113
Garzon, Javier	P031	Gomez-Mauricio, Guadalupe	C032
Gasco, P	P524	Gómez-Rangel, V	C021
Gasco, Paolo	P652	Gomez-Sucerquia, Lj	P561
Gaspar, R	P023, P264	Gómez-Sucerquia, Lj	P602
Gáspár, R	LP046	Gonçalves, Do	P204, P208, P343
Gassó, P	P558	Gonçalves, J	P092
Gavaldà, A	P375	Gonçalves, Mª J	P118
Gazouli, M	LP038	Gongadze, Nv	P096
Gelal, A	LP014	Góngora-Vargas, P	P027
Genilloud, O	LP009	Gonzaga, Na	P297
Georgiou, N A	P113	Gonzalez Correa, Ja	P455
Geppetti, P	P325	González De La Fuente, M	C079, P658
Geppetti, Pierangelo	P442	González, C	LP051, LP056
Ger, LP	P408	González, Af	C057
Gergs, U	P266, P296	Gonzalez, C	C076
Gerlach, Rf	P294	González, C	P099
Geršak, B	P294	González, H	C083, P099
Geršak, K	P530	González, Mc	P092
Ghahremanfar, Vahid	P601	González, R	P360
Ghlissi, Z	P585	Gonzalez-Andrade, F	P624
Ghozzi, H	C115	González-Bulnes, P	C004
Gibson, Kr	P112	González-Cano, R	P135, P143, P313
Gibula-Bruzda, E	P463, P465, P509	Gonzalez-Correa, Ja	P247, P288, P289, P452
Gidener, S	P481		P482
Gil, C	P331	González-Franco, R	P481
Gil, Juan	LP001	González-García, A	P479
Gil-Alegre, E	P338, P653	González-Lafuente, L	P228
Gilani, Anwar H	LP027	Gonzalez-Maeso, J	C025
Giner Pons, R M	P136, P137, P154	González-Maeso, J	C098
Giner-Pons, Rm	P136, P154	Gonzalez-Mauraza, Nh	P684
Giner-Ventura, E	P389, P474	González-Sánchez, I	P353
Giovannini, Mg	P018	Gonzalez-Tejero, Mr	P450
Girabent, M	C004	González-Torres, L	P568
Giraldo, J	P550	Gonzalo-Orden, Jm	P018
Giralt, Mª Teresa	P519	Gonzalvo-Cirac, M	P272
Giroldo, Danilo	P301	Gorchakova, Na	P452, P588
Giron Moreno, M R	C097	Gordillo-Moscoso, A	P376
Girón Moreno, R	C050	Gordon, P	P217, P220
Giron, Mc	C038	Górska, A	P068
Giuli, C	P272	Goshima, Hazuki	C065
Gladysheva, Sa	P302	Gotardo, Emf	LP028
Godi, S	P554	Gottwald, M	C004
Godinho, Ala	C044	Goudet, C	P132
Goeders, N	LP055	Goulas, A	P553
Goicochea, C	P301	Gouveia, S	P026
Goicoechea Garcia, C	C097	Goya, L	P077
Goicoechea García, C		Grande, Mt	

Grani, P	P036	Heinkele, G	P200
Greenhill, D	C014	Heinle, H	P663
Grilo, Nm	P553	Heinle, Hh	P659
Gromotowicz, A	P060	Helkin, H	P611
Grossi, C	P241	Helsby, Na	P193
Grosz, T	P652	Helyes, Z	P302
Gruca, Piotr	P243	Helyes, Zs	C036, C049, P300, P323, P488, P517
Grujic Milanovic, J	P348		C074
Guadix, E	P360	Henning, Rh	C053
Guadix, M	P157	Henning, Robert H	P142
Guajardo, C	LP057	Hennuy, B	LP009, LP020
Guarino, Mp	C076, C092	Henricks, P	P142
Guede, D	P158	Henrotin, Y	P689
Guerrero, A	P247, P288, P289	Hensel, Andreas	C027
Guerrini, A	P030	Heras, Magda	P575, P591, P598
Guethe, Lm	P514	Herdeiro, Mt	P678
Guillaume, P	P069, P459	Hermanowicz, Adam	P678
Guillén, I	P304	Hermanowicz, Justyna Magdalena	C035, P512
Guillé-Pérez, G	P169	Hermenegildo, C	P322, P525
Gulati, K	P549, P675, P676	Hernandez, C	P038
Gulayin, Ma	P011	Hernández, D	P429
Gumuslu, E	P206	Hernández, E	P337
Gumustekin, M	P463, P464, P465	Hernández, G	P168, P569
Gunduz, O	LP039	Hernández, I	C057
Gutierrez, Sjc	P140, P141, P210	Hernández, N	P411
Guzmán-Moscoso, R	P289	Hernández, R	C032
Guzman-Orta, L	P588	Hernández, Rosa	P602
Gyires, K	P373	Hernández-Sáez, C	P045
		Hernández-Vivanco, A	P280
		Hernanz, R	LP051, LP056
H		Herradón, E	P489
Ha, H	P261	Herrera, A	C091, P508
Hadadi, N	C102	Herrera, Md	C099
Hadizadeh, F	P269	Herrero, M	C041
Hadrich, G	P317	Herrero-Turrión, Mj	P299
Hahn, S	C080	Heshmatian, Behnam	P427
Hajagos-Tóth, J	P023	Hess, G	P230
Hajna, Zs	C036, P300, P323	Hidalgo, Jm	LP006
Hajnsek, S	P625	Hiley, R	P148
Hakim, A	P585, P601	Hinojosa, J	C112
Hakkou, F.	LP053	Hiruma-Lima, C A	P121
Hakkou, F	P644	Hiruma-Lima, Ca	LP037
Halici, Zekai	C037	Hkokshenev, I	P604
Hallal, H	C057	Hladon, B	P266
Hämäläinen, M	P159, P319, P516	Hohne, Lf	P671
Hammes, Hp	C074	Holý, A	P159
Han, S-C	LP042	Hömmö, T	P320
Han, Ji	P471	Hömmö, Tuija	LP042
Han, Sevtap	P454	Hong, H-J	P471
Handler, N	C019	Hong, Jt	C053
Hang Yung Lau, A	LP047	Hoogstra-Berneds, Femke	C014
Hansen, Hs	P458	Hoppe, A	P560
Haraoui, B	P630	Horakova, L	P004
Hardwick, Jch	P376	Horno Ureña, F	P411
Haro, J	C085	Hortelano, S	P562, P580
Harrak, Y	C004	Horvat, O	P557
Hassan, Ih	P534	Hoseiny, Me	LP024
Hassler, C	C044	Hosseinzadeh, S	P269
Hatem, S	P083	Hosseinzadeh, H	LP058, LP059
Hatzimanikatis, V	C102	Houda, F	P346
Hawtrey, A	P327	Houra, K	P061
Healey, A	P376	Hrubanova, Jana	P040
Heeres, Andre	C053	Hsieh, Is	P126
Hegazy, R	P229, P381	Hsu, Chun-Chieh	
Heijink, Ih	P407		

6th European Congress of Pharmacology

Hsu, Jh	P084	Jafarova, M	P470
Hsu, K	P551	Jalaei, J	LP024
Hu, H	P050, P062	Janas, A	P441
Hu, Z	P471	Jandoubi, A	P056
Huang, Hui-Chun	P370	Janeba, Z	P187, P671
Huang, Tf	P503	Jang, Cg	P620
Huang, Tur-Fu	P126	Jankovic, Slobodan	P166
Huang, Yitsau	P252	Jankovic, Sm	P003, P163
Huang, Yt	P357	Jansa, P	C006, P671
Hubert, I	P546	Jansakul, C	P048, P326
Hudhra, K	P647	Jansone, B	P234
Huerga-Mañanes, V	P565	Jasiñskastroschein, M	LP012
Huhtinen, A	P428	Javadpour, Sm	P445
Hunyady, L	P373	Javid, F	P350, P496
Huo, Teh-la	P370	Jbali, A	P056
Huotari, Noora	P320	Jebabli, N	P592
Hurlé, Ma	P139	Jenane, F	P056
Hussin, A	P540	Jeon, Y-J	LP042
Hwang, I	P261	Jeong, Ls	P261
Hwang, S	C024	Ji, Hyun Dong	P502
Hyejung, Hyejung	P122	Jimenez, R	C085, P071, P086, P093, P513
Hynie, S	P257		C073, P446
		Jiménez-Aranda, A	P117
		Jin, M	P170
		Jo, H-J	LP028
		Jochelson, P	C017
		Jonassen, T En	P626
		Joo, Hyun-Jin	P382
		Jorge, Arc	P021
		Jorge, Rjb	P329
		Joskova, Marta	P034, P499
		Jouanjus, E	P152
		Jozkowicz, A	C024
		Ju, C	LP028
		Juan, A	P331
		Juan, Gustavo	LP001
		Juárez-López, R	P169
		Juárez-Olguín, H	P412
		Judas, F	P016
		Jung, M	LP015
		Jung-Cook, H	P492
		Junyent, F	
		Juri	
		, Dm	P294
		Jurkiewicz, A	P449
		Jurkiewicz, N H	P449
		Juslin, S	P430
		Justo, MI	C091
		K	
		K, M	P374
		Kaabi, W	P595
		Kabeya, Lm	P316
		Kabzinski, M	P029, P220
		Kádár, Z	P425
		Kadish, I	P234
		Kalafatakis, K	P293
		Kaldre, D	P234
		Kales, Aj	P376
		Kalifa, Mohamed	P682
		Kalinina, Ts	P222
		Kalokasidis, K	P132
		Kalvinsh, Ivars	C002
		Kaminska, E	C103
Ianopol, N V	P111		
Ibán-Arias, R	C073, P446		
Ibáñez, F	P443		
Ibáñez, L	P156, P623		
Ibrahim, Ma	P437		
Ide, T	LP039		
Igel, S	P383		
Iglesias, A	P038, P431		
Iglesias, I	P223		
Iglesias, P	C105		
Iglesias-Guerra, F	P027		
Iglesias-Osma, Mc	P451		
Igreja, B	P091		
Il Kang, J	LP042		
Ilkaya, Fatih	P245		
Ilmarinen-Salo, P	P160		
Imamoglu, N	LP045, LP048		
Imane, R	LP058, LP059		
Imbalzano, E	C088, P030, P031		
Imbalzano, Erica	P524		
Impellizzeri, Daniela	C045		
Improta, G	C038		
In Kim, J	LP044		
Infante, Jj	C095		
Inthong, T	P619		
Ishizuka, Toshiaki	P068		
Islam, M S	P589		
Ismail, Hisham	P282		
Israel, A	P298, P403, P439, P444, P467		
	LP037		
Ivanova, E	P258, P259, P433		
Ivorra, Md	P189		
Iwase, Mariko			
J			
Jackson, P	LP020		
Jacobs, Rs	P167		
Jacques, R	LP007		
Jacqz-Aigrain, Evelyne	P594		

Kaminska, K	P220	Kisiel, W	P042, P060
Kamidaska, K	P217	Kiyamaz, M	LP031
Kamp, V M	LP009	Kizer, O	P509
Kandilci, Hb	P285	Kizilay-Ozfidan, G	P491
Kang, G-J	LP042	Kleberg, K	P458
Kang, H-K	LP042	Kleinert, H	C019, C080
Kang, S-M	LP042	Kleinjan, M	LP009
Kang, Yh	P654	Klenerova, V	P257
Kanjuh, V	P663	Klimas, J	C003, P290
Kanjuh, Vi	P659	Klouz, A	P592
Kankaanranta, H	P160	Klusa, V	P234
Kapitsa, I	LP037	Kmecova, J	C003
Karachi, I	LP013	Kmonickova, E	C006, P671
Karadag, Ch	P491	Kniess, T	C081
Karaman, I	P491	Knoflach, D	P668
Karaman, M	P463, P464, P465	Kobayashi, Shinichi	P189
Karanikas, G	P632	Kobayashi, Y	P589
Karaoz, E	P254, P255	Koci, A	P529
Kasacka, I	P060	Koch, K	C080
Kasakov, L	LP011	Koelink, P J	LP020, LP035
Kassan, M	P076	Koendermann, L	LP020
Kaumann, Aj	P074	Koh , Y-S	LP042
Kaygisiz, B	P226, P233, P237, P477	Kokic, V	P670
Kazkayasi, I	P520	Kokkas, B	P132
Kechyn, Si	P272	Kolarovic, Jovanka	P543, P686
Kefi, A	P509	Kolorz, M	P622
Kelava, T	P346	Koncz, Andrea	P657
Kelber, Olaf	P690	Kondaji, G	C024
Keller, B	P044	Kong, K-H	P170
Keller, Guillermo Alberto	P593	Kong, Ss	P050
Kellomäki, M	P516, P603	Konjevoda, P	P346
Kemeny, A	C036, P517	Konjevoda, Pasko	P088
Kemény, Á	C049, P300	Koparal, Ayse Tansu	P284
Kenawy, S	P047, P381	Kopeccky, J	P190, P191, P192
Keränen, T	P159	Kordi-Bojinovi, J	P666, P667
Kerb, R	P383	Korhan, P	P509
Kere, J	P160	Korhonen, R	P159
Kereskai, L	P323	Korhonen, Riku	P320
Kezeli, Td	P097	Korolev, Ao	P222
Khadem-Ansari, Mohammad Hassan	P299	Korpela, Riitta	P507
Khalili, Hossein	P015, P545	Kos, R	P036
Khan, Zu	P246, P248, P249	Kos, T	P224
Kheyfets, I	P469	Kosar, M	LP045, LP048
Khojasteh, F	LP024	Koschak, A	P668
Kholova, D	P190, P191	Köseoglu-Eser, Özgen	P177
Khoo, Hw	P182	Koskinen, A	P430, P456
Khorrami, A	C028	Kostecka, P	C006, P671
Kiic, Fs	P233, P237, P238	Kostic, M	P163
Kim, Cs	P415, P471	Kotlinska, J	P112
Kim, Eun-Joo	P104	Koulouris, A	P293
Kim, Ik	C034	Kovacikova, L	P039
Kim, Ji	P379	Kozumplik, O	P617
Kim, Jy	P002	Kozumplik, Oliver	P552
Kim, Kyoung-Ah	P626	Krammer, S	LP054
Kim, M	P016	Kraneveld, A D	LP009, LP020, LP035
Kim, Mee Ree	P119, P120	Kraus, J	C001
Kim, Na Yeon	P119	Krenek, P	C003, P290
Kim, Sm	P195	Krenning, G	P506
Kim, Wk	C024	Krishna, Bimal R	P542
Kim, Y	P471	Krivoy, N	P611
Kir, Hm	P206	Krnic, M	P670
Kirbas, A	P470	Krzan, Mojca	P486
Kirkby, N	P404	Krzemidski, Tf	P174, P175, P176
Kisacik, B	P655	Kubera, Marta	P243

Kubes, P	P631	Lasheras, C	P231
Kubesova, H	P067	Laskowska, H	P604
Kubesova, Hana	P061	Lason, Wladyslaw	P243
Kucerova, D	C003	Lastres-Becker, I	C021
Kuipers, Irma	C053	Latif, Ia	P621
Kuka, J	P078	Lau, Cll	P182
Kukawka, N	C103	Laube, M	C081
Kukoc-Modun, L	P670	Laufer, S	P388
Kulluk, D	P238	Laugier, O	P351
Kumana, Cr	C071	Lawrentschuk, N	P660
Kumar Sharma, L	LP005	Lawson, K	P656
Kun, A	P100	Lazarov, Nikolai	P054
Kun, J	P302, P323	Laznicek, M	P196
Kurata, Norimitsu	P189	Laznickova, A	P196
Kurbanoglu, M	P470	Le Grand, B	C015
Kvetina, J	P190, P191, P192	Leal, Lkam	P316, P365, P606
Kwak, Yi Seong	P502	Lebbi, A	P056
Kwak, Ys	P438	Leci-Toševski, D	P650
Kwan, Yw	P275	Ledón, N	P038
Kwiatkoski, M	P227	Lee, Bombi	P122
Kyriakaki, A	P375	Lee, Byoung-Seok	P104
Kyriakidis, I	P599	Lee, Ci	P471
Kyselovic, J	C003, P290	Lee, Chul	P628
Kyung, Js	P438	Lee, Fa-Yauh	P370
		Lee, Hae-Mi	P626
		Lee, Hi	P620
L		Lee, J	P261
La Marca, G	P389	Lee, Jaemin	P122
La Montagna, G	C104	Lee, Jing-Yi	P370
Laavola, Mirka	P320	Lee, J-W	P170
Labben, I	P056	Lee, K	P537
Lacchini, R	P295	Lee, Kiheon	P536
Lackovic, Z	C069	Lee, M	P123
Lackovic, Zdravko	C068	Lee, Mi-Han	P104
Lafuente, A	LP046	Lee, My	P219
Lafuente-De-Carvalho, J-M	P511	Lee, Shou-Dong	P370
Lage, S	P240	Lee, Sj	P002
Laguna, Jc	C094	Lee, Sk	P438
Laguna, R	P028	Lee, Smy	P275
Laitinen, T	P160	Lee, Soon-Min	P628
Lakhal, M	P579, P592, P595,	Lee, Sy	P620
	P596	Lee, Tj	P002
	P036	Lee, Wy	P631
Lali, Z	P543, P686	Lee, Yb	P195, P391
Lalosevic, Dusan	P085	Lee, Young-Mock	P628
Lam, Ksl	C011, P660	Leggio, Gm	P037
Lam, M	P142	Leite, Acl	P435
Lambert, C	P028	Leite, Cp	P210
Lamela, M	P474	Leite, Go	P101
Lana, D	C001	Leite, Ln	P295
Lanciotti, S	P390	Leivas, A	LP040
Lanchote, Vl	C074	Lemaire, M	P069, P459, P546
Landheer, S	P632	Lemos, Eduarda	P422
Langer, O	P376	León, F	P429
Langers, Amj	P139	León, R	P479
Lantero, A	P083	Leon-Gomez, E	C078
Lantoine-Adam, F	P087, P089, P230,	Leon-Gómez, E	P504
Laorden, Ml	P231, P475, P638	Leon-Gonzalez, A	C098
	P034, P499	León-González, Aj	P026
Lapeyre-Mestre, M	P590	Leppänen, Tiina	P320
Lara, Cristina	P051	Leskiewicz, Monika	P243
Lara, He	C108	Leskošek, B	P571
Lara-Acedo, V	P049, P108, P109	Létiénne, R	C015
Laraba-Djebari, F	P169	Leung, Gph	P275
Lares-Asseff, I	P197		
Larger, M			

Leung, Jyt	C093	Lopez-Sepulveda, R	P513
Leveque, M	C038	Lopez-Tellez, Jf	P246
Li, C	C031	Lopez-Villodres, Ja	P247, P288
Li, Di	P050	Lorch, U	C008
Li, Fch	P211	Loro, J F	LP018
Li, H	C019	Lorrio, S	C021
Li, J	P214	Loschiavo, G	P685
Li, L	C018, P415	Lotamloi, A T	LP020
Li, Rws	P275	Loureiro, Ai	P091
Li, X	P214	Lourido, L	C066
Lia, En	P642	Louzao, Mc	C059, P583, P586
Liapi, C	P293, P375	Lovasz, Norbert	P657
Liberal, J	P421	Loza, Mi	P240, P268, P431, P460, P481, P577
Liepinsh, E	P078		P684
Lim, Kyung-Min	P349	Loza-Mejia, M A	LP017
Lima Dora, Cristiana	P519	Lu, Y	C057
Lima Fernandes, Mariana	P603	Lucena, Mi	P316
Lima Nunes, G B	LP036	Lucisano-Valim, Ym	P351
Lima, Fav	P204, P208	Lugonja, N	LP029
Lima, Mas	P606	Lugovkina, T	P265
Lima, St	P141	Lummis, S	P246
Lin, Han-Chieh	P370	Luque, Jm	P343
Lin, Hb	C033	Luz, Pb	C004
Lin, Sj	P084	Llebaria, A	
Lin, Th	P503		
Lin, Y	P123		
Linsdall, S	C023	M	
Liou, Hc	P040, P503	M. G. De Diego, Antonio	P664
Lira-Rocha, A	P684	Maarsingh, H	P407, P506
Liu, Y	LP017	Mabley, Jg	P273
Liu, Chi-Fang	P548	Macedo, Af	P573
Liu, Jj	P050	Macedo, Ds	P140, P314
Liu, Yawei	P252	Macek, K	P190, P191, P192
Liu, Yw	P064	Macoli Sarini, Vi	P627
Lo , Y-C	LP026	Macolic-Sarinic, Viola	P019
Loboda, A	P152	Machado, Id	P303, P363
Lobysheva, I	P504	Madrid, A	P247
Loga - Zec, S	C058	Maes, Michael	P243
Loga-Zec, S	P267	Magalhães, Hif	P316
Longo, F	P083	Magalhães, Hyf	P606
Lopes Oliveira , G A	LP004	Magalhães-Ribeiro, E	C063
Lopes, Aa	P316, P606	Maghiar, A	P563
Lopes, M ^a C	P118	Magyar, I	P563
Lopes, Mc	C048, P412, P421	Mahdipour Aghabagher, Davood	P235
López Carreras, N	P063, P673	Mahdy, A	P229
López, A	P559	Maicas, N	P152
López, C	P072, P073	Maio, Diogo	P423
López, Mg	C021	Maitra, Rangan	P498
Lopez, Y	P444	Majekova, M	P039
López, Y	P439	Mak, S	C018
López-Alfonso, H	P584	Makaronidis, I	P599
Lopez-Aranda, Mf	P246	Maklad, Y	P047
López-Aranda, Mf	P249	Makrecka, M	P078
Lopez-Arnau, R	P384, P480	Malcata, Fx	P075
López-Cadenas, C	P194, P199, P568	Maldonado, R	P129
López-Lázaro, M	P024, P026, P027	Maleki, Nasrin	P530
Lopez-Leiva, Mi	P247	Maleki-Dizaji, N	C028
López-Miranda, V	LP051, LP056	Maleki-Dizaji, Nasrin	P490
Lopez-Mireles, A	P588	Malhaire, F	C004
López-Novoa, Jm	P077	Malik, Salma	P279, P462
Lopez-Posadas, R	P362	Malikov, Ve	P096, P097
López-Posadas, R	C040	Maltese, A	P037
Lopez-Rodríguez, E	P333	Malvagia, S	P389
López-Rodríguez, Rosario	P186	Mamuk, Soner	P177
		Mancini, F	P147

Mandac Rogulj, Inga	P636	Martinez-Clemente, Jm	P384, P480
Mandeville, P	P452	Martinez-Gil, N	P512
Mandikova, J	P187, P196	Martinez-Gonzalez, J	P280
Mangano, G	P147	Martinez-Laorden, E	P087
Mannucci, C	P685	Martinez-Laorden, E	P089
Manservigi, R	C050	Martinez-Martos, Jm	P041
Mantecón, C	P278, P281	Martinez-Piña, Jj	P588
Mantoulet, S	P610	Martinez-Revelles, S	P280
Manzano, Mv	C060	Martinez-Sanz, Fj	P479
Mañe, J	C047	Martinez-Villayandre, B	P629
Maqueda, M	P355	Martín-Fontelles, M I	LP055
Maraula, G	P476, P478	Martin-Montañez, E	P248
Marconi, P	C050	Martín-Montañez, E	P249
Maria, Lucas	P519	Martins, Amc	P382
Marín Caba, L	P004	Martins, Df	P121
Marín Pozo, Jf	P004	Martins-Mazzardo, L	P121
Marín, G	P011	Mas, S	LP046
Marin, M	P137, P154, P396	Mascaraque, C	P362
Marinhas, J	P418	Mashayekhi, Simin O	P530
Marinho, At	P553, P554	Mashayekhi, So	P165
Marinko, T	P035	Masmudi-Martín, M	P246
Marino, A	P082	Masmudi-Martín, M	P248, P249
Marinova, Ts	P144	Massano, D	P171
Maritz, G	C106	Mat, Afife	P286
Márki, Á	P201	Mata, Manuel	P331
Markovic, D	P218	Matak, Ivica	C068
Markovics, A	P517	Mateos, J	C066
Maroto, M	P409, P449, P483, P484	Mateos, R	P026
Maroto, Marcos	P664	Materazzi, S	P113
Marques, Ji	P575	Materazzi, Serena	P325
Marques, Lm	P343	Mathews, James	P498
Marques, Mm	P553, P554	Mathison, Y	P439, P444
Marques, Mp	P390	Mathur, M	LP005
Marquez, E	P564	Matias, M	P393, P394
Márquez, Ei	C060, P609	Matos, Mj	P482
Martelossi, S	P618	Mattace Raso, G	C089, P372
Martel-Pelletier, J	C020, P630	Maulik, Sk	P292
Martelli, A	P081, P082, P656	Maxwell, Sr	C115
Martí, A	C039	Mayas, Md	P041
Martín De Soto, B	C091	Mayer, Rd	P134
Martin Fontelles, M I	P301	Mayora, A	P033
Martin Fontelles, Mi	C097	Mcintosh, Jm	P045
Martín, M I	LP051, LP056	Mcnaughton, P	C018
Martin, A	P242	Meana, Jj	C025, C029, P228
Martin, Ai	P334	Mediavilla, C	LP060
Martin, Ma	P026	Medic, B	P124
Martín, Ml	P072, P073	Medina, P	C035
Martin, Mt	P565	Medina-Cáliz, I	C057
Martin, T	P278, P281, P605	Medina-Moreno, U	C030, P452
Martin-Bueno, M	P355	Medina-Moreno, Uf	P588
Martin-Cancho, Maria F	C032	Meh, A	P035
Martin-Cancho, Mf	P447, P448	Meira, As	P414, P435
Martin-Cordero, C	C098	Meissner, O	LP003
Martin-Cordero, C	P026	Meki, Abdel-Raheim	P282
Martin-De-Saavedra, Md	C021	Mele, T	P294
Martinez, M Á	LP055	Meli, R	C089, P372
Martínez, A	P324, P481	Meliço-Silvestre, A	P600
Martínez, C	P637	Melo Junior, Jma	P140
Martínez, Carmen	C051	Melo, Ctv	P210
Martínez, D	P569	Meluzinova, H	P067
Martínez, O	P157, P360	Meluzinova, Hana	P061
Martínez, S	P098	Melli, Mehmet	P177
Martínez-Augustin, O	P362	Mello, Gc	P305
Martínez-Augustin, O	P466	Mello, T	P476

Mendes Freitas, R	LP004, LP036	Miskovicova, Hedviga	P330
Mendes, Af	C048, P412	Missaidilis, S	P173
Mendes, D	P576	Mitic, R	P339
Mendes, Z	C054	Mitidieri, E	P059, P404
Mendez-Barbero, N	P277	Mitr'ga, Ka	P174, P175, P176
Mendoza-Rodríguez, C A	P684	Mitsumasa, K	P228
Menéndez, R	P168, P569	Mitterhauser, M	P632
Menezes, Db	P021	Moazzam, Ashraf-Sadat	P012
Mercader, J	P460	Modun, D	P635, P670
Meriem, O	LP030	Mognetti, B	C104
Merlos, M	P129, P135	Mohajeri, Sa	P269
Mernyák, E	P424	Mohamad, Ra	P534
Mesripour, A	P203	Mohamed, Z	LP019
Mestorino, N	P011	Mohd Zain, S	LP002, LP019
Mestres, C	P633	Moilanen, E	C100, P159, P160,
Mestres, J	P577		P319, P430, P456,
Mevawala, Amynah	P338		P516
Mezhapuke, Rudólf	C002	Moilanen, Eeva	P320
Micallef, J	P499	Moilanen, T	P319, P430, P456
Miceli, F	P656	Mokra, Daniela	P330, P332
Micsko, A	P652	Mokry, Juraj	P330, P332
Michael, Sebastian	P688, P690	Molero, J	P353
Michailov, M Ch	LP054	Molgó, J	P582
Michaluk, J	P207, P472	Molina, P	P419
Michela, Campolo	P260	Molina-Mazo, R	P198
Mifsud, J	P105	Molina-Trinidad, E M	LP015
Miguel, M	P063, P673	Molinier, L	P034
Mihaljevic-Peles, A	P256, P615	Molnár, J	P425
Mihaljevic-Peles, Alma	P552	Molokhia, M	P623
Mijatovic, V	C042, P567	Molyva, D	P132
Mjuskovic, A	P417	Mönch, B	C019
Mijuškovi, A	P651	Monjas, L	P482
Mijuškovi, S	P650	Monserrat, J	P278, P281
Mikolajczak, Pi	C103	Montanaro, N	P529, P532
Mikov, M	LP032	Montané, E	P239, P559, P623
Mikov, M	P022, P359	Monteiro, E	C076, P553, P554
Mikov, Momir	P032, P065, P543, P686	Monteiro, Hsa	P021, P382
Milackova, I	P039, P560	Montell, E	C020, C066, P142
Milanes, Mv	P087, P230	Montero, Mj	P075, P076, P077
Milanés, Mv	P089, P231, P475, P638	Montero-Melendez, T	C017
Milanov, B	P218	Montesinos, Mc	C099, P258,
Milara, J	P335, P336, P337		P276, P306, P321
Milbrandt, J	LP054	Montó, F	P259, P274, P434
Milijasevic, Boris	P065, P543, P686	Montserrat De La Paz, S	P115
Militão, Gcg	P413, P414	Moo Park, K	LP044
Miljevi, M	P650	Mora, L	P089
Miljkovic, M	P555	Moraes, Mo	P413, P414, P435
Milovanovi, A	P650	Morais, Ico	P382
Milovanovic, Jasmina	P166	Morais-Neves, J	P418
Milovanovi, S	P651, P662, P666, P667	Morales, I	P018
Milovanovic, Slobodan	P661	Morales, Noppawan Pumala	P619
Miligan, G	P434	Morales, Ra	P569
Min, D	P016	Morales-Cano, Daniel	C051
Mineau, F	C020	Morales-Pacheco, C	P027
Minetti, F	P610	Moral-Sanz, J	P093
Mingorance, C	P508	Moral-Sanz, Javier	C051
Minorics, R	P424, P425	Morán, A	P072, P073
Miozga, R	P441	Morcillo, Ej	C082, C083, P099
Mirabet, V	P304	Moreno, E	C108, P093
Miranda-Azpiazu, P	C025, C029, P228	Moreno, Enrique	C051
Miranda-Ferreira, R	P449	Moreno, I	P387
Mirecki-Garrido, M	C043, C090	Moreno, Jm	P385
Miroševi Skvrce, Ni	P627	Moreno, L	C108, P093
Misane, Ilga	C002	Moreno, Laura	C051

Moreno, P	P564	Nakasato, A	C009
Moreno-Lobato, B	P447, P448	Nallala, Psk	C110
Moreno-Ortega, Aj	P479	Namgung, Ran	P628
Moretti, U	P529	Nassini, R	P113
Moretto, Nadia	P325	Nassini, Romina	P325
Morgan, L	LP035	Nattel, S	P083
Morilla, A	P334	Naufal, Dolores	P331
Morin, F	P630	Navalón, P	C099, P306, P321
Morreau, J	P376	Navarrete-Castro, A	P684
Morsy, Ma	P437	Navarro, E	P380
Morsy, Mohamed	P682	Navarro-Dorado, J	C030, P419, P453, P455
Mortazavi, M	P165		P246, P248, P249
Mosaad, Sara	P080	Navarro-Lobato, I	P475, P638
Mostafa-Hedeab, G	P621	Navarro-Zaragoza, J	P642
Motaghinejad, Majid	P010	Naves, Jos	C072
Motaghinejad, Ozra	P010	Ndyebura, Aw	P017, P615, P616, P617
Motamedshariaty, Vs	P269	Nedic, G	P103
Motevalian, M	P445	Nefzi, A	P197
Motevalian, Manijeh	P010, P110	Negrier, C	P373
Motilva Sanchez, V	P522	Németh, J	P017
Motilva, V	C095, P356, P369	Nenadic-Sviglin, K	P415
Motola, D	P529, P532	Nepal, M	LP037
Moura, Cs	P642	Nepoklonov, A	C107
Moura, E	C063	Neri, T	P082
Moussa, A	LP023	Nesi, G	LP054
Moustafa, Yasser	P080	Neu, E	P408
Moyano-Cardaba, C	LP007	Neumann, J	P172
Mozdzen, E	P207, P472	Neupane, Harish Chandra	P172
Mrozikiewicz, Pm	C103	Neupane, Mamata Sharma	P204, P208
Mrši-Pel		Neves, Krt	P307
I, J	P473	Niada, S	P688, P689, P690
Muccillo-Baisch, Ana Luiza	P519	Nieber, Karen	P430, P456, P516
Muck Seler, Dorotea	P552	Nieminen, R	P320
Muck-Seler, D	P017, P615, P616, P617	Nieminen, Riina	P577
Mück-Seler, D	P256	Nieto, A	P145, P324
Mueller, A	LP007	Nieto, Fr	P224
Muguruza, C	C025	Nikiforuk, A	P490
Mulabegovic, N	P244	Niknahad, Hossein	P017, P615, P616, P617
Mulvany, Mj	P048, P326	Nikolac, M	P417
Müller, Christa E	P688	Nikolic - Kotic, A	C087, P607, P608
Müller, M	P632	Nikolic, A	C087, P607, P608
Munteanu, D	P183	Nikolic, D	P351
Muntoni, Elisabetta	P524	Nikolic-Kokic, A	P650, P651
Muñoz Sáez, E	P489	Nikoli-Koki, A	P661
Muñoz, A	C060	Nikolic-Kokic, Aleksandra	C078, P113
Muñoz, J	C095	Nilius, B	P121
Muñoz-Marin, J	P288, P289, P455	Nishijima, Cm	P189
Murat, N	P509	Nishimura, Yuki	P606
Mürdter, Te	P200, P383, P388	Nobre Júnior, Hv	LP004
Muro, A	P129	Nogueira Neto, J D	P259, P263, P433, P434
Murphy-Stack, E	LP015	Noguera, Ma	P002
Muscará, Mn	P363	Noh, Hj	P418
Musial, D C	P449	Noronha-Matos, Jb	P330
Musicanti, C	P031	Nosalova, Gabriela	P128
Musil, P	C003	Nourshargh, S	P663
Musmul, A	P233, P238	Novakovic, R	P659
Mustapic, M	P256	Novakovic, Rb	P186
Mustapic, Maja	P552	Novalbos, Jesús	C035, P512
Musul, M	P206	Novella, S	LP034
Mutiu, O	P205, P206, P215, P216	Novillo Villajos, A	P187
Myslyvecek, J	C013	Novy, Z	P441
		Nowak, D	P687
		Nowak, Jerzy Z	P243
		Nowak, Wojciech	
N			
Nakajima, Ai	P556		

Noworyta-Sokobowska, K	P217	Ozarowski, M	C103
Núñez, C	P231	Ozatic, O	P570, P572
Nurten, A	P225	Ozatic, Y	P570, P572
Nwabueze Okechukwu, Patrick	C067	Ozawa, Ayako	P068
		Ozcelikay, At	P283
O		Ozdemir, Osman	C077
Obreshkova, Dp	P020	Ozegel, M	P470
Ocampo Buendía, Yc	P522	Ozkara, E	P655
Ocon, B	P362	Ozturk, Ei	P520
Ocón, B	P157	Ozturk, N	P392
Ocsovszki, I	P425	Ozturk, Y	P232
Ochoa Mazarro, Md	P587	Öztürk, Yusuf	P284
Ochoa, D	P387	Oztuzcu, S	P655
Ochoa, Dolores	P186, P386		
Ochodnický, P	C003, P290	P	
Odabasi, B	LP048	Padín, F	P409
Ogalla, E	P508	Padín, Fernando	P664
Oguchi, Katsuji	P556	Padín, J F	P449
Oh, Eh	P471	Padín, Jf	P483, P484
Oh, Hye Lim	P120	Padovan, Cm	P297
Oh, Kw	P415, P471	Paggiaro, Pl	C107
Oh, Y	P537	Paige, Cj	P323
Okay, G	P520	Paik, M-J	P170
Okechukwu, Pn	C072	Paiva, Ce	P390
Okeke, I	P350	Pajuste, K	P234
Okyar, A	P392	Pal, M	P571
Oldenburger, A	P407	Pala, Z	P392
Olinda, Tm	P204, P208, P343, P365	Palabiyik, Bora	P454
Olivares, M	P352, P353	Palacios, E	P505
Oliveira Citó, Maria Do Carmo	P603	Palermo-Neto, J	P368
Oliveira, C	P553	Palmqvist, N	P161
Oliveira, Fc	P130	Palo-Nieto, C	P027
Oliveira, Mc	P554	Palou, E	P623
Oliveira-Pelegrin, Gr	P227	Pallas, M	P492
Omar Zohra, K	LP022, LP023	Pallás, M	C061
Onat, Am	P655	Panahi, N	LP024
Ong, Kl	C031, P085	Panerai, Ae	P307
Oramas, S	P411	Pang, Ccy	C093
Orden, S	P309, P310, P510	Pangerl, M	P665
Ordoñez Pascua, C	P646	Paniagua De Veizaga, N A	P301
Ordoñez Pascua, N	P646	Paniagua De Veizaga, Na	C097
Orescanin - Dusic, Z	P417	Pannacciulli, N	LP028
Orescanin-Dusic, Z	P351	Pantis, C	P563
Oreš		Papaioannidis, I	P599
Anin-Duši, Z	P650, P651, P666	Papaioannidou, P	P599
Orescanin-Dusic, Zorana	P661	Papamitsou, T	P599
Orive, Gorka	C032	Papapetropoulos, A	P059
Orna, E	P623	Papazova, Maria	P213
Orszulak-Michalak, D	LP012	Papp, Jg	P100
Orta, Ml	P024, P027	Parada, E	C021
Ortega, M	P157	Paramos, D	P426
Ortiz-Masia, D	P322, P436, P525	Parés, J	P433
Ortiz-Masiá, D	P148, P602	Park, Hi-Joon	P122
Osório, Cbh	P343	Park, Ji-Young	P626
Ospina Giraldo, Lf	P522	Park, K	P613
Ospina, Ol	P333	Park, Kk	P016
Otero, P	P584	Park, Km	P379
Oufkir, Talal	P366	Park, Kook-In	P628
Oumessaad , T	LP016	Park, Min-Soo	P628
Oussedik-Oumehdi, H	P109	Park, S	P537
Overbeek, S O	LP009, LP020, LP035	Park, Sang Min	P536
Owczarek, J	LP012	Park, Sun Young	P347
Owczarek, Jacek	P687	Park, Young-Ho	P349
Ozakca, I	P283	Parolaro, D	C064, P494, P495

Parra, A	C018, P324	Pérez Del Palacio, J	LP014
Parrado, J	C091	Perez, E	P011
Pascual, D	LP055	Perez, G	P168
Pascual, D	P276	Perez, L	P352, P353
Pastera, J	P192	Pérez-Alvarez, A	P045
Pastorello, M	P467	Perez-Aso, M	P258, P259, P433, P434
Patacchini, R	P113	Pérez-Aso, M	P263
Patacchini, Riccardo	P325	Perez-Bertolez, S	C113
Pataricza, J	P100	Perez-Cremades, D	P512
Patel, A	P273	Perez-Fornieles, J	P074
Patel, Kp	P057	Perez-Gil, J	P333
Patel, Ricky	P542	Pérez-Girón, V	P098
Paterniti, I	C109	Pérez-Guerrero, C	P024
Paterniti, Irene	C045	Pérez-Guillé, A	P169
Patidar, A	P291	Perez-Soto, Aj	P322
Paukkeri, El	C100, P319, P516	Perez-Terreno, C	P508
Paunescu, H	P523	Perez-Vizcaino, F	C085, C108, P093, P513
Paut Kusturica, M	P022, P359, P562	Perez-Vizcaino, Francisco	C051
Paut-Kusturica, M	LP032	Pergentino Sousa, D	LP004
Pautz, A	C019, C080	Pergolizzi, B	P287
Pauwels, Bart	P090	Perkecz, A	C049, P302, P517
Pavek, P	P187	Pemomian, L	P095, P296
Pavelcikova, Darina	P329	Peros, K	P013
Pavia, J	P248	Perrelli, Mg	C104
Pavlovic, N	LP032	Perretti, M	C017, P128, P303
Pavlovic, N	P022, P359, P562	Pessoa, C	P413, P414, P435
Pawlak, Dariusz	P253	Pessoa, Odl	P021
Pawlowska, M	P180, P181, P185	Petkovic, S	C042, P567
Payá, M	C099, P306, P321	Petrella, C	C038
Payne, R	C023	Phillippe, C	P632
Pazos, A	P242, P629	Phillips, R	P496
Pechanova, Olga	P329	Piacente, S	P402
Pedata, F	P476, P478	Piccione, Fm	P171, P612
Pedraz, Jose Luis	C032	Pierdant Perez, M	P452
Pedraza, M	LP015	Pierdant-Perez, M	P588
Pedretti, P	P113	Pierdoná, Tm	P316
Pedretti, Pamela	P325	Pietra, C	C049
Pedros, C	P623	Pietzsch, Fj	C081
Pehlivan, Y	P655	Pietzsch, J	C081
Peiró, C	LP040	Piga, A	P171
Peiró, C	P505	Pignier, C	C015
Peiró, Concepción	C084	Pilavachi, E	P273
Peiró, T	P335, P336, P337	Pilipovic, K	P487
Pekurinen, A	C100, P516	Pilipovi, K	P473
Pel		Pillai, K K	LP008
I, G	P473	Pimenta, Ata	P606
Pellegrini, C	P082	Pimentel, AA	P033
Pelletier, Jp	C020, P630	Pin, J-P	C004
Pellizzon, Ch	P377, P378	Pineda, J	P489
Penna, C	C104	Pinedo, Ls	C105
Peñalver, N	P637	Pinheiro, Ar	P426
Peraza, Gianni	P519	Pinheiro, Ml	P368
Perdan-Pirkmajer, Katja	P486	Pinheiro, Rsp	P343
Perdomo, J	LP018	Pinho, Rsn	P204
Pereira Costa, J	LP004	Pini, La	P493
Pereira, F C	P221	Pinna, C	LP033
Pereira, Fc	P130	Pinter, E	C036, P302, P323, P517
Pereira, Fc	P250	Pintér, E	C049, P300
Pereira, Frederico C	C062	Pinto Ferreira, J	P149, P150, P151
Pereira, Gjs	P382	Pinto, Ns	P173
Pereira, Sa	P553, P554	Piomelli, D	P106
Pereira, Tp	P382	Piper, I	C014
Perelas, A	P293		
Perez De La Campa, C	P587		

Remião, F	C052	Rodríguez-Martin, I	C041
Remirez, D	P614	Rodríguez-Mateos, Me	C060
Residi, Nusretullah	P284	Rodríguez-Muñoz, Maria	P406
Restini, Cba	P095, P683	Rodríguez-Nogales, A	P352, P353, P355
Reyes De La Vega, Jj	P288, P289	Rodríguez-Nogales, A	C047
Rhee, Man Hee	P502	Rodríguez-Puertas, Rafael	P550
Rhee, Mh	P438	Rodríguez-Rodríguez, R	P508
Rhomdani, C	P056	Rodríguez-Rodríguez, R	C091
Riadi, H	P369	Rodríguez-Ruiz, J	P308
Ribeiro, A	P368	Rodríguez-Ruiz, J	P153, P155, P361
Ribeiro, Mj	C076, C092	Roglians, N	C094
Ribeiro, Ml	C065	Rogóz, Z	P220
Riccardi, C	P008, P009	Roh, E	P471
Ricci, J	P016	Rojas, H	P033
Ricciardi, L	P685	Romacho, Tania	C084
Riffer, Z	P625	Roman, M	P387
Rigacci, S	P241	Román, Manuel	P186, P386
Rijks, Wf	P407	Romanska, I	P207, P472
Rios, Erv	P131, P140, P141, P314	Romero, I	P157
Rios, JI	P137	Romero, L	P129, P143, P247
Rios, JI	C039, P136, P154	Romero, M	P086, P504, P513
Risbridger, G	P660	Romero-Lorca, A	LP034
Risco, S	LP060	Romero-Perez, M	C078
Ristanovic, M	P124	Romo-Salas, F	P588
Ristic, T	P218	Rompion, S	P069
Rius, C	C083, P099	Roque, F	P591, P598
Rivera, L	P457, P547	Roque, Fr	P280
Rivero, B	P466	Roqué, Mv	P018
Rjabokon, A	LP049	Rosa, D	P011
Roberto, G	P529, P532	Rosanna, Di Paola	P260
Robredo, T	P451	Rosillo, Ma	P340
Rocha, L R M	C112	Rošin-Grget, K	P013
Rocha, Lrm	P121	Rosmawati, M	LP002, LP019
Rocha, Mj	P227	Ross, M	C115
Rocha, Nfm	P131, P140, P141, P314	Rossaneis, Ana Carolina	P311, P518
Rocha, R	P418	Rossell, D	P153
Rocha, Tm	P606	Rossi, A	P307
Rocha-Pereira, C	P092	Rossi, Ag	P402
Rodeiro, I	P168, P569, P614	Rossi, Séraphine	P594
Rodrigues De Queiroz, Maria Goretti	P603	Rothkirch, D	P408
Rodrigues Policarpo, P	LP036	Rotkova, J	C013
Rodrigues, A	P591	Roupie, E	P610
Rodrigues, Als	C021	Rovira, X	C004
Rodrigues, C M	C112	Rowe, Jm	P611
Rodrigues, M	P393, P394	Rozza, Al	P377, P378
Rodrigues, Sfp	P363	Ruan, J	LP017
Rodríguez Antona, C	P385	Rubino, T	C064, P494, P495
Rodríguez, C	P280	Rubio, L	P637
Rodríguez, E	P419	Rubio-Lamia, Leticia Olga	P249
Rodríguez, Jc	P569	Rubiolo, Ja	P584
Rodríguez, LP	P582	Rudyk, My	P528
Rodríguez, LP	P586	Rueda, J	P274
Rodríguez, Re	C041	Rufino, At	C048, P412
Rodríguez-Barbero, A	P076	Ruggieri, V	P493
Rodríguez-Cabezas, Me	C047, P086, P308, P352, P353, P355, P358	Ruhí, R	P127
Rodríguez-Cruz, D	P588	Ruiz Nuno, A	P385
Rodríguez-Enríquez, F	P482	Ruiz-Moreno, Mi	P289
Rodríguez-Franco, Mi	P482	Ruiz-Romero, C	C066
Rodríguez-Lago, Jm	P199, P354	Runyon, Sp	C044
Rodríguez-Lera, Fj	P199	Russo, R	C089, P372
		Ruszkowski, P	P604
		Ryde, Ac	P161
		Ryu, Jh	P415

S

Saarelainen, S	P160	Sánchez-Margallo, Francisco M	C032
Sabaté, M	P623	Sánchez-Muniz, Fj	P450
Saber-Ayad, M	P621	Sanchez-Reus, Mi	P223
Sabio, Jm	P071	Sanchez-Rivera, Jp	P396
Sabo, A	P022, P359, P562,	Sanchez-Sellero, I	P577
	P580, P643	Sancho, E	P623
	P065, P468, P543,	Sandor, K	P323
	P686	Sanges, M	P372
Sabo, Ana	P307	Sannomyia, M	C112
Sacerdote, P	C092	Santamarina, G	P586
Sacramento, Jf	P658	Santana, L	P482
Sacristán, S	P029, P220	Santana-Farré, R	C090
Sadaj, W	P418	Santiago, E	P547
Sá-E-Sousa, A	P612	Santillán, R	P139
Saglio, G	P256, P616	Santín, Jr	P303, P363, P368
Sagud, M	P552	Santín, Lj	P248
Sagud, Marina	P354, P568, P578,	Santoro, A	C089, P372
Sahagun-Prieto, Am	P581	Santos, Ag	P413, P414
	P198	Santos, Ars	P121
Sahagún-Prieto, Am	P570	Santos, Fa	P365
Sahin, S	P025	Santos, Im	P249
Sahin-Erdemli, I	P595, P596	Santos, Rc	C112
Sahnoun, R	P585, P601	Santos, T	P149, P150, P151
Sahnoun, Z	P034	Santos-Filho, Sd	P173
Saivin, S	P470	Sanvarinda, Yu	P485
Sakalli, E	LP033	Sanz, Mj	C082, C083, C085,
Sala, A	P098, P277, P280		P099, P631
Salaices, M	P269	Sardi, I	P389
Salami, S	C060	Saribas, Zeynep	P177
Saldaña, M	P674	Sarigol, D	P520
Salehi-Surmaghi, Mh	C048, P118, P412	Sarrfzadeh, F	P005
Salgueiro, L	P470	Sarriá, B	P026
Sali, C	P592	Sarrion, Irene	P331
Salouage, I	P461	Sasso, O	P106
Salvadó Serra, L	P260	Sattari, Mohammadreza	P530
Salvatore, Cuzzocrea	C014, P057	Sattari, Mr	P165
Sam, Cls	C010, C031	Sau Kueng Ng, E	LP047
Samaranayake, Nr	P652	Savelieva, I	C008
Samavati, R	C042, P567	Savic Vujovic, K	P124
Samojlik, I	P072, P073	Sawicka, J	C033
San Román, L	P362	Sawicki, G	C033
Sanchez De Medina, F	C040, P157	Scckic, Jelena	P669
Sánchez De Medina, F	P587	Schaab, Eh	P390
Sanchez Hernandez, A	P387	Schaeffeler, E	P383
Sanchez Rojas, S	P386	Scheinin, M	P428
Sánchez Rojas, Sergio Daniel	C057	Schicker, Kw	P668
Sanchez, A	P457	Schmidt, M	P407, P506
Sánchez, A	P038	Schmitz, K	C080
Sánchez, B	P360	Schmoutz, C	C044
Sánchez, F	P444	Schneider, Gy	P424
Sánchez, L	P439	Schrier, L	P376
Sánchez, L	P513	Schroth, W	P200, P383
Sanchez, M	P129	Schwab, M	P200, P383, P388
Sanchez-Arroyos, R	P406	Seed, M	C017
Sanchez-Blazquez, Pilar	P133, P143, P313	Segarra, G	C035
Sánchez-Fernández, C	LP040	Segarra, I	P182
Sánchez-Ferrer, C F	C084	Segura, Jm	P605
Sánchez-Ferrer, Carlos F	P505	Segura, V	P259, P263, P434
Sánchez-Ferrer, Cf	P312	Sehn, F	C081
Sánchez-Fidalgo, S	C046	Seidenbusch, W	LP054
Sánchez-Hidalgo, M	C070, C098, P340	Seijo, M	C102
Sanchez-Hidalgo, M	C096	Seltzman, Herbert	P498
Sánchez-Hidalgo, M	P447, P448	Selvaratanam, M	P182
Sánchez-Margallo, Fm		Sencer Yurserver, A	LP050, LP052

6th European Congress of Pharmacology

Senguleroglu, N	P237	Sjakste, N	P538
Seres, A	P264	Sjödín, A	P161
Seres, E	P639, P640	Skapare, E	P078
Sergio Daniel, SD	P587	Skopek, P	P257
Serpe, L	C088, P030, P031	Skrbic, B	C042
Serpe, Loredana	P524	Škrbi, R	P662
Serralheiro, A	P397	Skuza, G	P029
Serrano, A	P335, P336, P337	Slavic, M	P417
Serrão, Mp	C063	Slavi, M	P650, P651
Serti, J	P036	Smali, Ss	P382
Servera, E	P099	Smith, J	C106, P327, P328
Sétáló, Gy	P300	Snyder, Rodney	P498
Sevilla, Ma	P075, P076, P077	Soares, As	P227
Sewbalaksing, Vd	P407	Soares, Fs	P317
Seyedian, Ra	P557	Soares, S	P598
Seyrek, M	LP039	Soares, Vgv	P021
Seyrek, Melik	C037, P245	Soares-Da-Silva, P	P091, P398, P399
Shafiee, Zahra	P007	Socodato, R	P250
Shao, Y	LP028	Soh, Kc	C102
Sharma, B	LP005	Soh, Y	P415
Sharma, K	LP005	Sohn, M	P261
Sharma, KaLPana	P172	Sohn, Minji	P347
Shaw, T	LP043	Sohn, Uy Dong	P347
Shaw, T	P371	Sohrevardi, Seyed Mojtaba	P007
Shebely, W	P535	Sohrevardi, Sm	P005
Shen, C	LP017	Sojo, F	P033
Shibasaki, Hiromi	P184	Sok, De	P117
Shibasaki-Hirano, H	P179	Sokolovi, D	P662, P666, P667
Shih, H	P123	Sokolovic, Dragana	P661
Shim, Hyunsoo	P122	Soldo, V	P667
Shimada, Al	C009	Soleti, Raffaella	C051
Shimshirt, Aa	P222	Soltani, Rasool	P015
Shin, Hm	P654	Song, Ih	P002
Shirpoor, Alireza	P299	Song, Kyoung Seob	P405
Shuldeshova, Tv	P097	Sonnenberg, M	P383
Shulkin, Av	C101	Soraya, H	C028
Shvalbe, Baiba	C002	Sorcini, D	P008, P009
Sidaway, Peter	C012	Soria, M	P624
Sieradzki, E	P180, P181, P185	Soriano, A	P624
Sierra-Vega, M	P565, P568, P581	Soriano, Rn	P227
Sigel, E	P665	Sorrentino, R	P404
Silberring, J	P112	Šoštari	
Siltari, Aino	P507	, M	P294
Silva, A M	P221	Sotelo, E	P268
Silva, Acs	P210	Sotgiu, G	P030
Silva, Ah	P365, P606	Soto Vázquez, R	LP001
Silva, Am	P250	Sousa, Dp	P343
Silva, E	C054, C063	Sousa, F	P091
Silva, Mgc	P317	Sousa, Fcf	P140, P141, P210, P314
Silva, Rs	P683	Sousa, J	P395
Silveira, Er	P021, P316	Sousa, Jb	P052, P092
Siller, M	P161	Sousa, Tfg	P343
Simeoli, R	C089, P372	Souza-Brito, Arm	P312
Simeonova, K	P144	Spampinato, S	C038
Simiele, M	P612	Sparanochia, Cecilia	P593
Simpson, K	P364	Spasic, M	P417
Singewald, N	LP049	Spasi, M	P651, P666
Singh, A	P668	Spasi, Mb	P650
Singh, Dk	P291	Spasic, Mihajlo	P661
Singh, J	C008	Spasic, S	P351
Singhal, S K	LP005	Spasojevic, I	P351, P417
Sinues, B	P624	Speziali, S	C064, P494, P495
Siqueira, Rmp	P204, P208, P343, P365	Spicer, Ja	P193
Siqueira-Moura, Mp	P514, P597	Spremovic-Radjenovici, S	P663

Sprogar, S	P035	Szolcsanyi, J	C036, P323
Spurny, R	P665	Szolcsányi, J	P300
Spyrka, J	P679, P680	Sztojkov-Ivanov, A	P201
Squebola-Cola, D	P305	Szucs, K F	P652
Srebro, D	P124	Szulg, M	C103
Štambuk, N	P346	Szydlo, A	C103
Stanek, J	P632		
Stanic, M	P339	T	
Stanimirov, B	LP032	T, G	P374
Stanimirov, B	P022, P359, P562	Tabassum, N	P342
Stanimirovic, B	C087	Tabib, Alain	P531
Stanimirovic, V	C087, P607, P608	Taddei, S	P081
Stankov, K	P022, P359	Tadeusz, J	P679, P680
Stankovic, I	P070	Tagliatalata, M	P656
Stannescu, C	P280	Taimi, Ville	P320
Stanojevic, Z	P339	Takeshita, W	P305
Stavreva, Galya	P054, P055	Takir, Selcuk	C077, P286
Stebele, K	P538	Talegón, María	P186
Steeermann, JI	P385	Talero Barrientos, Em	P522
Steen, Herman	C053	Talero, E	C095, P356
Stefanelli, F	C107	Taliani, S	P082
Stefani, M	P241	Talja, M	P516
Stefanovic, Dusan	P543, P686	Talman, Virpi	P410
Stefanovic, Sm	P003	Tamargo, J	C079, P658
Stefek, M	P039	Tan, Kcb	C071
Stein, M	P665	Tang, Elaine S-H	P178
Stephens, C	C057	Tankaniltet, Jeeranut	P619
Stighmayr, J	LP054	Tankiewicz-Kwedlo, Anna	P253
Stiljinovic, Nebojsa	P032, P468	Tanus-Santos, Je	P266, P295, P296
Stocco, G	P618	Tao, P	P551
Stoimenova, A	LP032	Tardáguila, M	P239
Stojancevic, M	LP032	Tasdemir, Serdar	C037
Stojancevic, M	P022, P359, P562	Taubel, J	C008
Stojanovic, R	P124	Tavares, T	P075
Stojilkovi, M	P662	Tchombe, L	P352
Štokelj, I	P035	Tecce, Mf	P402
Stonans, Ilmars	C002	Tedesco, Ac	P514, P597
Stramosk, J	P121	Teixeira, S	P363
Strilakou, A	P293, P375	Teixidor, P	P239
Stylianaki, A	P293	Tejada-Giraldez, M	P135
Suarez, A I	P033	Tejada-Giraldez, Ma	P133
Suarez, Md	P362	Tejchman-Malecka, B	P180
Suárez, Md	P157	Tejerina Gómez, A	LP034
Suciu, Stefan	P594	Tejerina, T	C030, P419, P453,
Suder, P	P112		P455
Sukoyan, Gv	P096, P097	Tekmen, I	P464
Suksamrarn, Su	P485	Tel, Bc	P520
Sun, L	P050, P066	Tentolouris, N	P375
Sung, Eg	P002	Terencio, Mc	C099, P127, P158,
Supe, S	P625		P306, P321
Surchev, K	LP011	Terrádez, L	P436
Surchev, K	P144	Testai, L	P081, P082, P656
Surcheva, S	LP011	Thakur, S	P526
Surcheva, S	P144	Thampithak, An	P485
Sutej, I	P013	Thanasi, Z	P647
Sutovska, Martina	P329	Theodorou, V	C038
Suzgec Selcuk, Sevda	P286	Thompson, A	P265
Svajdlenka, E	P039	Timens, W	LP020
Szabo, I	P302	Timens, W	P407
Szczesny, Ewa	P243	Timour, Quadiri	P531
Szemraj, J	P042, P060	Tirapelli, Cr	P295, P297
Szitter, I	C049, P300, P302	Tobin, G	P053
Szoka, P	P042, P060	Tobío, A	P420
Szoke, É	P488	Todorovic, Z	P124

Tokarski, K	P427	Upadhyay, S	LP028
Toledo, A	P169	Uryga, Anna	LP040
Tolosa, L	P168	Utkan, T	P254, P255
Tolstikova, T	P469	Utkan, Z	P255
Tomic, Z	P562, P643	Utrilla, Mp	P086, P352, P353,
Tomic, Zdenko	P065, P543, P686		P355, P358
Toniolo, A	LP033	Utrilla, P	P308, P361
Topkara, B	P470	Uydes Dogan, Birsal Sonmez	C077, P286
Toral, M	P086, P352, P353	Uyttebroeck, Anne	P594
Torheim, G	P376	Uzgoren, A	P520
Tormo, J R	LP014	Uzun, Nur Banu	P454, P515
Torrejón, C	P411	Uzun, S	P617
Torrens, Rm	P640	Uzun, Suzana	P552
Torrent, A	P127		
Torres, Afc	P382	V	
Torres, Mcm	P021	Vaccheri, A	P532
Tosic, J	P348	Vaezi, Gholamhassan	C016
Tóth K., G	P201	Vahabi, B	P367
Toth, I	P323	Vahabi, Bahareh	P649
Toyama, Mh	P021, P382	Vahid, S	P674
Tozkoparan, B	P520	Vaillancourt, Cathy	P366
Trabelsi, S	P592	Vajic, Uj	P348
Traini, C	P476	Val, C	P268, P481
Tramullas, M	P139	Valadez Castillo, F	P452
Trauner, D	P665	Valcuende, F	C099, P306, P321
Treceño, B	P242	Valderrama, A	P559
Trejtnar, F	P187, P196	Valdivia, E	P355
Trujillo, E	P574	Valdizán, Em	P629
Tsakiris, S	P293	Valdmen, E	LP037
Tsakova, A	LP011	Vale, Cp	P130
Tsakova, A	P144	Valjarevic, D	P339
Tsanakalis, F	P599	Vallano, A	P623
Tsartalis, A	P132	Vallejo, S	P505
Tseng, Y-T	LP026	Van Amerongen, A	C074
Tseng, Cj	P442	Van De Voorde, Johan	P090
Tsikak, D	P670	Van Der Bijl, P	P328
Tsivtsivadze, Et	P096	Van Gilst, Wh	C074
Tso, Awk	P085	Van Groen, T	P234
Tsuboyama, S	P179	Van Loon, W	P328
Tsuji, Mayumi	P556	Van Zyl, Jm	C106, P327, P328
Tsvetkova, Dd	P020	Vandebriel, S	P328
Tulupova, Va	P096	Vapaatalo, Heikki	P507
Tuncok, Y	LP038	Varchi, G	P030
Tuominen, Raimo K	P410	Varejkova, E	C013
Turan, B	P285	Varela, Mj	P240
Turcekova, K	C003	Vargas Lorenzo, M	P004
Turcic, P	P346	Vargas, Ml	P074
Turpeinen, M	P383	Vargas, Vi	P629
Tutikova, N	LP029	Varró, A	P100
		Vasconcelos, Lf	P131, P140, P141, P314
		Vasconcelos, Smm	P141, P606
U		Vasovic, Velibor	P065
Ucel, Ui	P232	Vazquez, L	P333
Uchida, Naoki	P189	Vázquez-Carrera, M	P461
Ud, Bs	P374	Vázquez-Velasco, M	P450
Ulak, G	P205, P206, P215, P216	Vega, Fv	P584
Ulens, C	P665	Vega, Ma	P609
Ulicna, D	P622	Vega-Fernandez, Am	P578
Ulicny, B	P622	Vega-Pérez, Jm	P027
Uludag, Orhan	P454, P515	Veinbergs, Grigorijs	C002
Ulugol, A	LP039	Vela, J M	P301
Ulugol, A	P491	Vela, Jm	C097, P129, P145
Ulzurrun, E	C057	Velasco, S	P076
Ullm, S	C081	Velasco-Lomas, I	LP001
Unal, Zs	P254		

Velategui, S	P139	Vukovic, J	P670
Velde, A	LP035	Vuksan-Cusa, B	P615
Velhote, Fb	P153, P155	Vuksic, Antonija	P088
Vellecco, V	P059	Vuolteenaho, K	P430, P456
Venanzi, A	P008, P009	Vyslouzil, L	P192
Vendrell, L	P623		
Ventura, A	P618	W	
Ventura, C	P130	Wadsak, W	P632
Ventura, S	C011	Wang, A	LP017
Verde, Ignacio	P422, P423	Wang, H	P123
Vergés, J	C020, C066, C099,	Wang, Jenny W	P178
	P142	Wang, R	P059
Vermant, J	P328	Wang, Sun-Sang	P370
Verspaget, H	LP035	Wang, Y	C074, P085, P275
Vestring, S	P409, P483	Warner, Td	P404
Vestring, Stefan	P664	Wasielak, M	P112
Vetiz-Serrano, G	LP015	Wasik, A	P207, P472
Veverka, M	P039, P560	Watanabe, Yasuhiro	P068
Veverkova, E	P039	Weber, P	P067
Vezza, T	P355	Weber, Pavel	P061
Viana, Gsb	P204, P208, P316	Weberova, D	P067
Viana, R	P209	Weberova, Dana	P061
Viana, S D	P221	Weingaertner, I	P432
Viana, Sd	P250	Weiser, Dieter	P690
Vicente, F	LP014	Weiss-Steider, B	LP001
Vicente, D	P274, P276, P433	Welscher, U	LP054
Vicente, J	P624	Wenglén, C	P161
Vieira-Coelho, Ma	C063	Werz, O	C019
Vieytes, Mr	P583, P584	Weston, D	P265
Vila, E	C091	Wijckmans, E	P665
Vilariño, N	C059, P582, P583,	Wiktorska-Owczarek, A	LP012
	P586	Wiktorska-Owczarek, Anna	P687
Vilegas, W	C112, P312	Wilhelm, H	LP054
Vilskersts, Reinis	C002	Williams, De	P048, P326
Villaescusa, L	P278, P281, P565	Winocour, P	P291
Villalba, G	P239	Wirairat, Prapin	P619
Villalobos, L A	LP040	Wojnicz, A	P385
Villalobos, Laura	C084	Wojnicz, Aneta	P186
Villar, Av	P139	Wölfing, J	P424, P425
Villarroya, M	P479	Wong, Hk	C031
Villegas, I	P340	Woo, Ch	P002
Viña, D	P028, P482	Woo, Yc	P085
Virdis, A	P081	Woodward, David F	P178
Virley, D	P546	Wright, Lc	P091
Viskupicova, J	P560	Wroblova, K	P622
Vitas, Lj	P580	Wu, S-C	LP028
Vitezi, D	P473	Wu, Bn	P064
Vitiello, M	P147	Wu, Cf	P357
Vitória, I	P149, P150, P151	Wu, Jr	P084
Vivanco, F	P453	Wu, Lc	P084
Vlase, L	P183	Wyszogrodzka, E	C103
Vlaskovska, M	LP011		
Vlaskovska, M	P144	X	
Volkova, Av	P222	Xaus, J	P153, P155, P308, P361
Volkova, M	P187, P196	Xi, Zx	P214
Vorona, Maksims	C002	Ximenes Dos Santos, Luciana Kelly	P251
Voronina, T	LP037	Ximenes, Rm	P021
Voronina, Ta	P222	Xu, A	P085
Voß, Ulrike	P690		
Vriens, J	C078	Y	
Vrvic, Mm	P351	Yacoub, A	P344
Vuckovic, S	P124	Yadav, R	LP005
Vujovic, A	P124	Yakusheva, En	C101, P188
Vukmirovic, Sasa	P032, P468		

Yamanont, Praveena	P619	Zarzuelo, A	C047, P157, P308,
Yan, L	LP017		P352, P353, P355,
Yan, Luo	P688		P358, P360, P361,
Yanagisawa, M	P035		P362, P466
Yananli, Hr	P470	Zarzuelo, Mj	C085, P071, P513
Yang, Rc	P084	Zbakh, H	P369
Yang, Rs	P040	Zebuhr, Y	LP054
Yang, Y	P551	Zeghal, K	P585, P601
Yañez, M	P482	Zeitlinger, M	P632
Yañez, M	P028	Zengin, A	P225
Yassin, N	P381	Zezevic, Sasa	P019
Yavuz, D	P374	Zgórka, G	P440
Yayeh, Taddesse	P502	Zhang, L	LP017
Yazdanparast, Razieh	C086	Zhang, K	P631
Yazdizadeh, M	P005	Zhang, X	C018
Yazir, Y	P254	Zhang, Yanan	P498
Yeh, JI	P084	Zhao, M	P050
Yeh, WI	P503	Zheleva – Dimitrova, D	P020
Yen, Jc	P211	Zheng, S	LP017
Yerer Aycan, M B	LP045, LP048	Zhou, J	P050, P062, P066
Yeryomin, Anton	P648	Zídek, Z	C006, P671
Yesilyurt, O	LP039	Zimmer, A	C049, P323
Yesilyurt, Ozgur	C037, P245	Zisaki, A	C102
Yigitaslan, S	P477, P570, P572	Zivkovic, M	P256, P616
Yildirim, E	P226, P477	Zivkovic, Maja	P552
Yildirim, Ss	P285	Zizkova, P	P560
Yilmaz, Merve	P454	Zorrilla, P	C047, P352, P353,
Yin, Changshik	P122		P358
Yilcaya, F	LP039	Zoulova, J	P190, P191
Yokokawa, A	P179	Zubata, I	P192
Yokokawa, Akitomo	P184	Zubia, E	P356, P369
Yoo, E-S	LP042	Zuckerman, T	P611
Yoo, Hd	P195	Župan, G	P473, P487
Yoon, C	P537	Župan, Ž	P487
Yoon, H	P195	Zupkó, I	P201, P424, P425
Yousfi, Ma	P056	Zvejniece, Liga	C002
Youssif, C	P153		
Yu, Xj	P050, P062, P066		
Z			
Zack, J	LP028		
Zadjali, F	C090		
Zádori, Z	P373		
Zafar, S	P364		
Zahurin, M	LP002, LP019		
Zaiem, A	P579, P595, P596		
Zaitune, Sawsan	P080		
Zakharov, Aleksey	P648		
Zaki, Mm	P621		
Zakrzeska, A	P042, P060		
Zalba, G	P280		
Zamanillo, D	P129, P143, P313		
Zamberletti, E	C064, P494, P495		
Zang, Wj	P050, P062, P066		
Zanger, U	P200, P383		
Zaoralova, R	P622		
Zapata, G	LP057		
Zara, Gian Paolo	P524		
Zara, Gp	P031		
Zaragozá, C	P278, P281		
Zaragozá, F	P278, P281, P565		
Zare Mirak Abady, Ab	P557		

Perfusion and Muscle Strip Myographs for studies in Smooth & Striated Muscle research

PRESSURE MYOGRAPH SYSTEMS

This speciality line of myographs is used to study small vessel function under near physiological conditions of pressure and flow by digitally tracking diameter and flow in real-time. The products include single artery systems for diameter measurement under user-controlled pressure and flow conditions.



NEW DATA ACQUISITION SOFTWARE - MyoVIEW II

MyoVIEW II is a new state-of-the-art software used in conjunction with Pressure and Culture Myograph Systems.

The core function of the MyoVIEW II is to acquire diameter measurements from pressurized vessels. Flow measurements using the FlowMeter 161FM are now integrated into this single software package and allow the user to perform constant flow experiments and parameters such as vascular resistance and shear stress.



Scan the QR bar code with your smartphone to find out more about Danish Myo Technology A/S

WIRE MYOGRAPH SYSTEMS

Wire Myograph Systems are used to measure force in small rings of muscle tissue with diameters as small as 40 microns. This instrument range covers systems from a single channel system with an optical window for combining electrophysiology and imaging, to 4-channel high-throughput systems for pharmacological testing of compounds.

AUTOMATIC BUFFER FILLER SYSTEM - 625FS

An add-on filler system that provides an automatic, reliable and consistent way to replace buffer in the chambers of your 4-channel Myograph System.



MUSCLE STRIP MYOGRAPH SYSTEM

The 820MS represents a state-of-the-art 4-channel myograph system for muscle strips of up to 25 mm in length. Originally developed to give the skeletal muscle physiologist a sophisticated, high through-put muscle myograph, the rectangular design of the chamber gives this system the flexibility to mount larger, longer muscle strips of a variety of organs.



TU LABORATORIO DE GENÉTICA, TU SOCIO CIENTÍFICO Y TECNOLÓGICO

SERVICIOS DE SECUENCIACIÓN MASIVA

Exoma

Paneles de genes

Genome completo

RNA-Seq

smallRNAs

SAGE (Serial Analysis of Gene Expression)

ChIP-Seq

Methyl-Seq (metilación)

Sistemas Genómicos pone a su alcance un equipo bioinformático multidisciplinar y ampliamente especializado en:

Next-Generation Sequencing

Microarrays

Desarrollo de bases de datos

Implementación de software

Servicios de 'hosting' de datos

Servicios de consultoría

Sistemas Genómicos es una compañía líder en secuenciación y análisis de datos en España con más de 14 años de experiencia en técnicas moleculares aplicadas al campo de la Salud, Industria Alimentaria, Agricultura y Microbiología.

Innovación

Eficiencia

Experiencia

SECUENCIACIÓN DEL EXOMA COMPLETO

Descripción:

La caracterización del exoma completo de un individuo permite la búsqueda e identificación de genes causantes de enfermedad así como la determinación de variantes que incrementan el riesgo de padecer ciertas enfermedades proporcionando una herramienta de análisis de gran valor tanto en proyectos de investigación como en estudios de diagnóstico.

Ventajas:

La resecuenciación del exoma completo mediante técnicas de secuenciación masiva ofrece además las siguientes ventajas: Resultados en pocas semanas. La secuenciación es rápida y eficiente. Se capturan tanto variantes comunes como variantes raras.

Resultados:

Mapeo de las lecturas frente al genoma de referencia. Identificación y anotación de variantes mediante la integración de distintos recursos tanto públicos como privados con el fin de priorizar las variantes y genes candidatos en función de los objetivos del estudio. Identificación de relaciones gen-enfermedad. Localización de rutas metabólicas afectadas.

RNASeq: SECUENCIACIÓN DEL TRANSCRIPTOMA COMPLETO

Descripción:

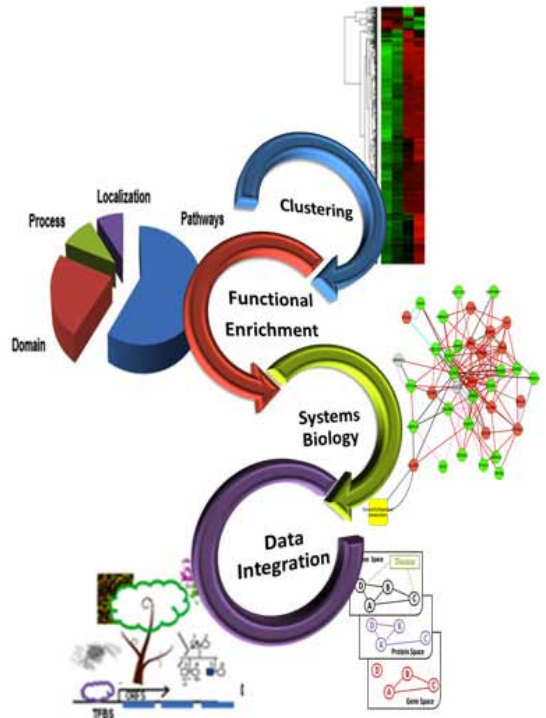
Se conoce como "RNA-Seq" a la secuenciación masiva de cDNA mediante plataformas de alto rendimiento cuyo objetivo final es la obtención de la información global sobre el contenido de RNA de una muestra, incluyendo mRNAs, rRNAs, tRNAs y otros RNAs no codificantes, compuesta por una única célula o conjunto de células. Gracias a la eficacia, reproducibilidad y rendimiento de las plataformas de secuenciación masiva de última generación, la técnica de RNA-Seq proporciona a los investigadores una forma eficiente de medir niveles de expresión génica, identificar eventos de splicing alternativo, identificar eventos de fusión génica e identificar SNVs de manera simultánea a la vez que se reduce el precio por muestra.

Ventajas:

Resultados en muy pocas semanas. Es posible identificar nuevos transcritos y genes de fusión. Aplicable en organismos no modelo.

Resultados:

Mapeo de las lecturas frente al genoma de referencia o ensamblaje 'de novo' en caso de no existir referencia (organismo no-modelo). Identificación y cuantificación de transcritos conocidos y nuevos. Identificación de genes de fusión. Análisis de la expresión diferencial entre grupos de muestras. Estudios funcionales. Clustering. Biología de Sistemas y redes de coexpresión.



6th European Congress of Pharmacology

Technical Secretariat:

vibo Congressos

In the knowledge industry people do make the difference. The professionalism, experience and “human” approach of our team at Vibo Congressos are the key to successful partnerships. We define it as “the success behind a great organisation”!

www.vibocongresos.com

Notes

Notes



Cultek, S.L.U.
Avda. Cardenal Herrera Oria,63
28034 Madrid
Tel. +34 913 340 026
Fax +34 913 581 761

Proteomics • Drug discovery • Genomics
High throughput screening

CORNING

AXYGEN


Robotic tips

- ⊙ Engineered to the exact same specifications of the workstation vendor's tips to ensure complete compatibility and consistent fit.
- ⊙ Wide product offering combined with in-house engineering expertise guarantees optimum workstation performance.
- ⊙ Complete control of manufacturing process from in-house molding to the most stringent QA and QC testing processes in the industry ensures defects are eliminated.
- ⊙ Nucleic acid, nuclease and endotoxin-safe for complete protection against contamination.


Corning® Synthemax™ Surface

CORNING

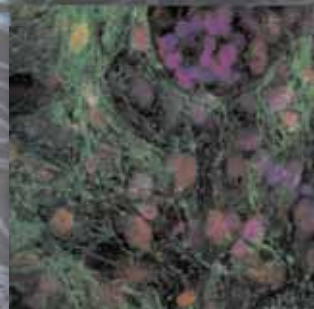
Synthemax-T Surface is a unique synthetic surface coated onto multiple well plates and flasks that mimics the natural cell environment. This surface supports the expansion of Stem Cells in their undifferentiated state and enables directed differentiation into specialized cell types.



6 Well Plate with Corning Synthemax-T Surface.



Oct4 immunostaining of H7 hESC cells demonstrates the cells remain undifferentiated after 10 serial passages on Corning Synthemax-T Surface multiple well plates.



H7 hESC differentiated to cardiomyocytes on Corning Synthemax-T Surface multiple well plates, as demonstrated by immunostaining of α -actinin (green, actin filaments), Nkx2.5 (red, cardiac-specific marker) and DAPI (blue, nucleus).

Publish
or
Perish

Fast track your pharmacology research to publication

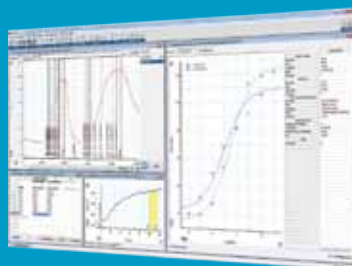
Accelerate your research with the data acquisition systems already cited in thousands of published papers*.

ADInstruments PowerLab® systems are flexible, powerful and seamlessly connect to a wide range of instruments including tissue baths, isolated heart systems, wire myographs and small animal telemetry systems.

PowerLab's comprehensive software, LabChart® Pro speeds up analysis with specialised modules such as Dose Response, ECG, HRV and Peak Analysis. You can automate calculations, generate dose response curves instantly and produce GLP (21CFR11) compliant data that is indisputable.

What's more, we'll keep you on track with expert support and diverse web resources. When there's no prize for second place, PowerLab systems help you to publish. First.

**See PowerLab and LabChart's great new features.
Visit us at Stand Number 5.**




ADINSTRUMENTS
making science easier

According to Google Scholar, ADInstruments systems are cited in over 50,000 published papers.