




Los Angeles County



Agricultural Crop Report



FRESH PRODUCE
FARMERS MARKET
TODAY 9:AM-1:PM



Certified Farmers' Markets

Farmers have always had the need to sell their produce to the people. In the "olden" days, a farmer would set up a stand outside the farm, haul his produce to a market location, or join a cooperative of other farmers and set up a store to sell their produce. The photograph shows a 1930's produce stand; the Horticultural Inspector is in the foreground. As the years went by, farmers would sell their commodities through produce brokers who would then sell the produce to local and foreign markets. The interfacing between the farmer and the consumer was lost.



In 1977, the California Legislature declared that direct marketing of agricultural products benefits the agricultural community and the consumers by, among other things, providing an alternative method for growers to sell their products while benefitting the consumer by supplying quality produce at reasonable prices. In 1978, Governor Jerry Brown signed the Direct Marketing Act which

authorized the establishment of Certified Farmers' Markets (CFM) in California. The first Certified Farmers' Market in Los Angeles County was established in 1979 in the city of Gardena. It operated on Saturday mornings and started with just four farmers who were referred to as certified producers. The photograph on the left shows the Santa Monica Certified Farmers' Market during the 1980's. The photograph on the right shows an overview of one block of the Santa Monica Market today; it is the largest venue in the state spread out over three city blocks. There are now three markets operating in Santa Monica with more than 130 certified producers attending each week.



Certified Farmers' Markets have blossomed in the state and especially here in Los Angeles County.



There are now 80 markets throughout Los Angeles County and 400 markets across the State. Each location must be approved by the County Agricultural Commissioner's office and has a market manager supervising the site.

The county Agricultural Inspector must visit each growing site to verify what specific commodities are produced. The certification allows the farmer to sell his products at any Certified Farmers' Market within California. Participants offer for sale those agricultural products they produce themselves, including specialty crops not normally found at retail stores. The Certified Farmers' Markets provide an opportunity for the public to interact directly with the producers. This is the uniqueness, value and importance of these markets. The photograph on the left shows a vendor displaying the certified producer's certificate.

The California Legislature's decision in 1977 recognized the importance of the direct marketing concept for both farmer and consumer. The results are obvious; just ask the 3,500 farmers who participate as certified producers or the tens of thousands of loyal customers who support their local Certified Farmers' Markets.

**For the location of a market near you, visit our web site at:
<http://acwm.co.la.ca.us>**

Photographs throughout this report taken by Cindy Werner and Erika Fiksdal



COUNTY OF LOS ANGELES

Department of Agricultural Commissioner/ Weights and Measures

Cato R. Fiksdal
Agricultural Commissioner/
Director of Weights and Measures

12300 Lower Azusa Road
Arcadia, California 91006-5872
<http://acwm.co.la.us>

Robert G. Atkins
Chief Deputy

William J. Lyons, Jr., Secretary
California Department of Food and Agriculture
and
the Honorable Board of Supervisors
County of Los Angeles

Yvonne Brathwaite Burke, Chairman - Second District
Gloria Molina - First District
Don Knabe - Fourth District
Zev Yaroslavsky - Third District
Michael D. Antonovich - Fifth District

2002 CROP AND LIVESTOCK REPORT

Overall another growth year for Los Angeles County Agriculture

The total gross value of agricultural crops and products produced in Los Angeles County increased 6.7% in 2002 to a value of **\$275,969,000**. Rebounding from last year, vegetable crop acreage increased overall by 28.3% and commodities such as root vegetables, table greens, vine crops and herbs increased in value between 37% and 54%. Production yields of dry onions were slightly lower than the previous year; however, higher market prices caused total value to increase by 9.6%.

Los Angeles County's number one crop, ornamental nursery products, experienced a modest increase of 3% over last year. Although limited, greenhouse space and field acreage for indoor foliage plants increased by 44% and value by 178%. Growing areas and total values declined for ground cover while production of bedding plants increased only to see a reduction in value.

However, even with an overall increase for the year, it was still a tough year for many of the County's growers. Market prices for peaches were higher but production and acreage dropped to half of the previous year's amount. Total fruit and nut crop acreage declined by 28% and value by 21%.

This year's crop report salutes the certified farmers and the 80 Certified Farmers' Markets in Los Angeles, where our residents can purchase hundreds of varieties of products directly from the growers. We express our sincere appreciation to all the individuals who provided information for this report; without their support, this report would not be possible.

Respectfully submitted,

Cato R. Fiksdal
Agricultural Commissioner/Director of Weights and Measures

Los Angeles County Certified Producers

The faces of the growers are as diverse as the commodities that they bring each week to the Markets of California. Anyone can participate in the program, provided they are certified by the Agricultural Commissioner/Weights and Measures Department and offer for sale only those agricultural products they grow themselves. Los Angeles County has more than 130 certified producers; 10 percent are from the Antelope Valley and the remainder are located throughout Los Angeles County.

The Antelope Valley growers sell a variety of stone fruits, apples, pears and even hot peppers. Large growers, like



Scattaglia Family Farms or Tenerelli Orchards, sell most of their produce commercially and a portion of the produce is sold at the local Certified Farmers' Markets, usually at a higher market value price. The top right photograph shows John Tenerelli selling peaches during the Farmers' Market Week Event held at the Hall of Administration. The left photograph shows Scattaglia Family Farms at the small



Certified Farmers' Market located in Hollywood. Other smaller producers like Circle C Ranch, choose to only sell their produce locally.

The Blains own Circle C Ranch, a certified farm in a beautiful canyon in Pine Valley, located at the west end of the Antelope Valley. The photograph on the right shows Chang Ja Blain selling cherry branches at the Santa Monica Certified Farmers' Market. Chang Ja immigrated from Korea in 1959. She and her husband bought 40 acres in 1972.

She started as a hobbyist with just five fruit trees. As her interest grew, so did the number of trees that were planted and the time spent to maintain the property. After 30 years, the Blains have amassed a virtual edible botanical garden overflowing with fruits and flowers. They provide the majority of the care and harvesting of the fruit themselves.

Chang Ja says she has more energy at 73 than most 30 year old adults. She and her husband offer for sale more than 200 different commodities including 18 varieties of grapes, 30 varieties of cherries, 20 varieties of peaches and 14 varieties of plums as well as quince, figs, persimmons, apricots and mulberries. They normally sell at the Santa Monica



and Hollywood Certified Farmers' Market, providing lilacs and peonies in the spring, stone fruit in the summer, persimmons and figs in the fall, and pine boughs, cones and other festive greens to use during the Holiday Season.



Chang Ja proudly showed off her efforts by escorting Inspectors Cindy Werner, Gary Mork and Staff Assistant Julia Chen through the orchard. The photo on the left shows Chang Ja and Julia picking apples. The photo on the right shows a large mulberry tree, wrapped in netting to prevent bird damage to the crop.



For a list of Certified Farmers' Markets, visit our web site at:
<http://acwm.co.la.ca.us>

Cover photo: The plums on the cover are French plums, one of the many unique varieties grown at the Circle C Ranch.

Table of Contents

Million Dollar Commodities	4
Summary	5
Nursery Products	6
Fruit and Nut Crops	7
Vegetable Crops	8
Field Crops	9
Cut Flowers and Decoratives	10
Forest Crops	10
Apiary	11
Dairy and Livestock	11
Sustainable Agriculture Reporting	12
Pest Detection Activities	13
Pest Eradication Activities	13
Biological Control Activities	14
Pest Exclusion Activities	15
Acknowledgments	20



For a copy of this crop report, visit our web site at:
<http://acwm.co.la.ca.us>

Million Dollar Commodities

1.	Ornamental Trees and Shrubs	\$ 118,240,000
2.	Root Vegetables	44,111,000
3.	Bedding Plants	35,369,000
4.	Dry Onions	12,797,000
5.	Peaches	11,672,000
6.	Indoor Plants, Foliage	7,171,000
7.	Alfalfa Hay	5,897,000
8.	Herbs	4,550,000
9.	Dairy and Livestock	4,516,000
10.	Indoor Plants, Flowering	3,643,000
11.	Strawberries	2,807,000
12.	Table Greens	1,802,000
13.	Rangeland	1,611,000
14.	Vine Crops	1,570,000
15.	Ground Covers	1,486,000

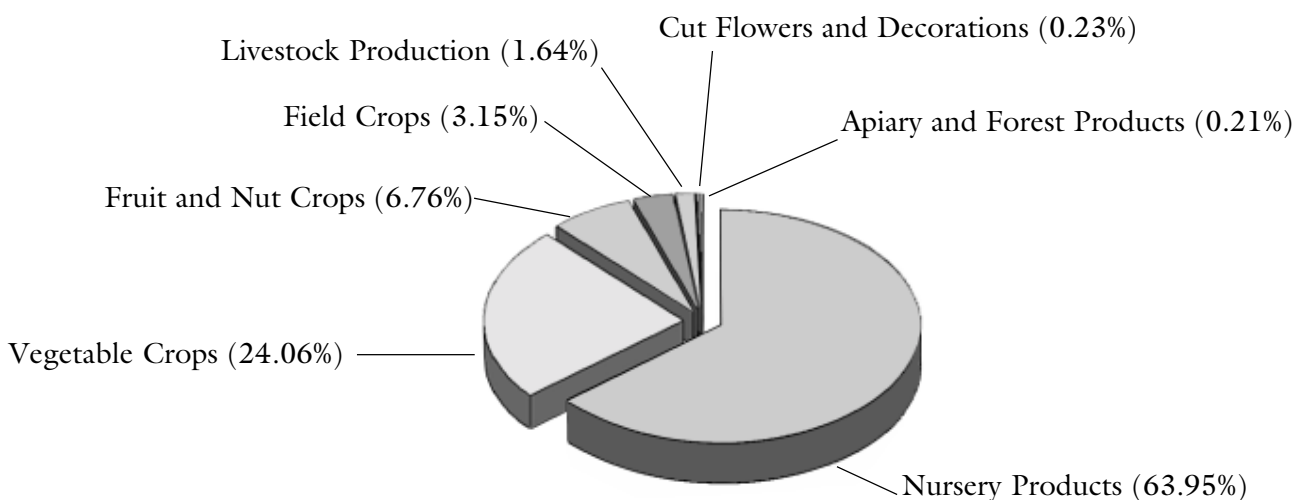
Summary

Commodity	2000	2001	2002
Nursery Products	\$169,426,000	\$171,307,000	\$176,470,000
Vegetable Crops	56,307,000	47,296,000	66,403,000
Fruits and Nuts	28,113,000	23,699,000	18,660,000
Field Crops	8,756,000	10,048,000	8,680,000
Cut Flowers and Decoratives	759,000	739,000	647,000
Livestock Production	4,172,000	5,108,000 *	4,516,000
Apiary	614,000	396,000	587,000
Subtotal	268,147,000	258,593,000	275,963,000
Forest Products	10,000	15,000	6,000
Total	\$268,157,000	\$258,608,000 *	\$275,969,000

*Revised

Year 2002 Crop Value Summary

Total Value: \$275,969,000



Nursery Products

Item	Year	Green House Sq. Ft.	Field Acres	Total Value
Ornamental Trees	2002	8,121,000	1,480	\$118,240,000 ▲
	2001	7,891,000	1,312	114,254,000
Bedding Plants	2002	1,678,000	144	\$35,369,000 ▼
	2001	1,672,000	114	38,652,000
Indoor Plants, Flowering	2002	368,000	1	\$3,643,000 ▲
	2001	671,000	6	3,534,000
Indoor Plants, Foliage	2002	287,000	1	\$7,171,000 ▲
	2001	199,000	.5	2,581,000
Ground Covers	2002	225,000	20	\$1,486,000 ▼
	2001	360,000	28	2,040,000
Miscellaneous	2002	129,000	594	\$10,561,000 ▲
	2001	366,000	386	10,246,000
TOTAL	2002	10,808,000	2,240	\$176,470,000 ▲
	2001	11,159,000	1,847	171,307,000

Includes perennials, vegetable plants, bonsai plants, sod, palm trees and cacti.



Local dahlia grower
San Dimas CFM

Fruit & Nut Crops

Item	Year	Harvested Acreage	Production Per Acre	Production Total	Unit	Per Unit	Value Total
Peaches	2002	841	15	12,601	Ton	\$926	\$11,672,000 ▼
	2001	1,300	16.5	21,450		\$827	17,739,000
Strawberries	2002	122	22.9	2,800	Ton	\$1,002	\$2,807,000 ▲
	2001	94	20.7	1,949		890	1,735,000
Apples	2002 *	71	3.9	280	Ton	\$2,000	\$560,000 ▲
	2001 **	320	4.5	1,440		200	288,000
Grapes	2002	165	3.6	593	Ton	\$735	\$436,000 ▼
	2001	147	3.7	537	Ton	987	530,000
Cherries	2002	130	0.8	102	Ton	\$3,980	\$406,000 ▲
	2001	150	0.7	105	Ton	3,000	315,000
Avocados	2002	46	3.2	146	Ton	\$849	\$124,000 ▼
	2001	62	2.0	123	Ton	1,431	176,000
Miscellaneous	2002	317	Includes nectarines, pears, plums, oranges,				\$2,655,000 ▼
	2001	281	pistachios, tangerines, and raspberries.				2,916,000
TOTAL	2002	1,692					\$18,660,000 ▼
	2001	2,354					23,699,000

* Fresh apples in 2002

** Processed apples in 2001

Villa Park Pasadena CFM



Whittier CFM



Santa Monica CFM



Vegetable Crops

Crop	Year	Acreage	Production		Unit	Value	
			Per Acre	Total		Per Unit	Total
Dry Onions	2002	1,720	25.6	44,108	Ton	\$290	\$12,797,000 ▲
	2001	1,732	26.8	46,500		251	11,672,000
Root Vegetables	2002	9,964	Includes carrots, potatoes, radishes, beets, turnips and other root vegetables.			\$44,111,000 ▲	
	2001	7,417				28,673,000	
Herbs	2002	297	Includes cilantro, parsley, chives, mint, thyme and other herbs.			\$4,550,000 ▲	
	2001	342				3,309,000	
Table Greens	2002	235	Includes spinach, kale, oriental specialties and lettuce.			\$1,802,000 ▲	
	2001	131				1,299,000	
Vine Crops	2002	304	Includes cucumbers, tomatoes, pumpkins, squash, green beans and melons.			\$1,570,000 ▲	
	2001	156				1,129,000	
Miscellaneous	2002	414	Includes Mexican onions, leeks, sweet corn and other vegetables.			\$1,573,000 ▲	
	2001	305				1,214,000	
TOTAL	2002	12,934				\$66,403,000 ▲	
	2001	10,083				47,296,000	



Scale showing various county seals. Scales are verified for accuracy by the Device Division of the Weights and Measures Bureau of each county where the scale will be used.



Santa Monica CFM



Santa Monica CFM

Field Crops

Crop	Year	Acreage	Production		Unit	Per Unit	Value	
			Per Acre	Total			Total	Total
Alfalfa Hay	2002	5,200	8.4	43,680	Ton	\$135	\$5,897,000 ▼	
	2001	5,709	8.2	46,800		150	7,020,000	
Grain Hay	2002	2,400	3.0	7,200	Ton	\$129	\$929,000 ▲	
	2001	2,100	3.0	6,300		142	895,000	
Rangeland	2002	200,160					\$1,611,000 ▲	
	2001	200,000					1,400,000	
Miscellaneous	2002	858 *					**\$243,000 ▼	
	2001	879 *					** 733,000	
TOTAL	2002	8,458 ***					\$8,680,000 ▼	
	2001	8,688 ***					10,048,000	

* Acreage excluding stubble.

** Value includes irrigated pasture, sudan hay, oat hay and grazing privileges on stubble.

*** Excluding rangeland and stubble.



Alfalfa field in the Antelope Valley, California poppies in the foreground.

Cut Flowers & Decoratives

Item	Green House Year	Field Sq. Ft.	Quantity Acres	Sold	Value Unit	Per Unit	Total
Christmas Trees	2002 2001		6 23	730 3,288	Tree	\$46.6 40.8	\$34,000▼ 134,000
Miscellaneous	2002 2001	84,000 217,000	66 63	Includes lilacs, pompoms, snapdragons, mums, delphiniums and other cut flowers.			\$613,000▲ 605,000
TOTAL	2002 2001	84,000 217,000	72 86				\$647,000▼ 739,000



Santa Monica CFM



San Dimas CFM

Forest Products

Item	Year	Value
Firewood *	2002 2001	\$6,000▼ \$15,000

* Figures obtained from USDA Forest Service Angeles National Forest.

Apiary

Item	Year	Production	Unit	Per Unit	Value	Total
Honey	2002	291,000	Lb.	\$1.73	\$503,000 ▲	345,400
	2001	466,700		.74		
Beeswax	2002	22,500	Lb.	\$3.64	\$82,000 ▲	49,100
	2001	16,700		2.94		
Miscellaneous	2002			\$2,000	▲	
	2001			\$1,500		
Total	2002			\$587,000	▲	
	2001			\$396,000		



Honey collected by some of the local beekeepers: Hollywood CFM and South Pasadena CFM.

John Hurley, Apiary Inspector since 1997, retired in 2003 with 28 years of service for the county. Thanks, John, for “beeing” there when the beekeepers needed a helping hand. John is shown collecting a sample of dead bees to be analyzed to see if the hive contained Africanized Honey Bees.



Dairy & Livestock

Item	Year	Value Total
Includes dairy cattle, beef cattle, hogs, sheep, goats, chickens, milk, goat milk, eggs, etc.		
	2002	\$4,516,000 ▼
	2001	5,504,000 *

* Revised

Cattle grazing in the fields at Mount San Antonio College in Walnut. Agricultural students at this Community College routinely transfer to Cal Poly Pomona to complete their degrees.



Sustainable Agriculture Reporting

Organic Farming Statistics

<u>Crops</u>	Estimated Acres	
	<u>2002</u>	<u>2001</u>
Apples	8	8
Apricots	4	0
Asian Pears	1	1
Avocados	8	18
Carrots	300	300
Cherries	4	1
Citrus	24	27
Grapes	28	27
Herbs (including sprouts)	11	12
Nectarines	1	1
Peaches	18	7
Pears	1	1
Pistachios	0	10
Miscellaneous Fruit Trees	9	11
Vegetables (including oriental vegetables & lettuce)	34	32
Total	451	456

<u>Year</u>	<u>Farms</u>	<u>Acres</u>
2002	32	451
2001	36	456



Organic growers must meet strict California standards to qualify.

Pest Detection Activities

<u>Pest</u>	<u>Number of Traps Pest Detection</u>	<u>Specimens Trapped</u>
Mediterranean Fruit Fly	5,010	0
Melon Fly	4,994	0
Oriental Fruit Fly	4,994	26
Mexican Fruit Fly	4,973	7
Gypsy Moth	3,700	2
Japanese Beetle	2,600	4
Khapra Beetle	302	0
European Pine Shoot Moth	13	0
European Corn Borer	12	0
Guava Fruit Fly	4,994	5
TOTAL	31,592	45

Pest Eradication Activities

<u>Pest</u>	<u>Method</u>	<u>Scope of Program</u>
Oriental Fruit Fly	Male annihilation treatments	3 treatment areas
Mediterranean Fruit Fly	Continued preventative program: sterile Medfly release countywide	Approximately 13.4 billion steriles released
Mexican Fruit Fly	Ground based bait treatment to foliage, release of sterile Mexican Fruit Flies	444 properties treated Flies released in 28 sq. miles
Guava Fruit Fly <i>Bactrocera correcta</i>	Male annihilation treatments	2 treatment areas
Red Imported Fire Ant	Bait treatments Under post treatment monitoring RIFA eradications	289 properties 286 properties 2 properties



This produce is covered with netting because the South Pasadena Certified Farmers' Market was located within the Mexican Fruit Fly Quarantine Area. The citrus and apples are host fruits for the Mexican Fruit Fly. The nets are placed over the produce to prevent possible exposure to wild flies that could lay their eggs in the fruit, thus spreading the insect outside of the quarantine area.

Pest Exclusion Activities

<u>Pest Exclusion Violations</u>	<u>Number of Violations Issued</u>
Infested/Presumed Infested	733
Markings	136
Failure to Hold	92
Burrowing and Reniform Nematodes	14
Caribbean Fruit Fly	29
Cedar Apple Rust	12
Cereal Leaf Beetle	2
Cherry Fruit Fly	6
Citrus Pests	31
Cornstalk & Sugarcane Borer	2
European Corn Borer	4
European Pine Shoot Moth	1
Federal Foreign Quarantines	7
Federal (Hawaiian) Quarantine	6
Golden Nematode	1
Gypsy Moth	9
Imported Fire Ant	4
Japanese Beetle	18
Plum Curculio and Blueberry Maggot	10
Prohibited Species	1
Sweet Potato Weevil	2
Walnut and Pecan Pests	10
Weed Pests	2
West Indian Sugarcane Root Borer	2
	1,134
TOTAL	1,134

Biological Control Activities

<u>Pest</u>	<u>Agent/Mechanism</u>	<u>Scope of Programs</u>
Mediterranean Fruit Fly	Sterile releases	13,407,000,000 sterile Medflies released

Pest Exclusion Activities

<u>Pest Intercepted</u> <u>Common Name/Genus species</u>	<u>Material</u>	<u>Source*</u>	<u>Scope of Program</u> <u>Pest Interceptions</u>
A weevil <i>Tanymecus? confusus</i>	Viburnum sp.	Quar	1
A katydid <i>Trigonium</i> sp.	Betel	Quar	1
Acuminate scale <i>Kilifia acuminatus</i>	Cut foliage	Quar	1
Amber snail <i>Succinea</i> sp.	Aquatic plants	Quar	6
Ant <i>Ochetellus glaber</i>	Basil, Malongai	Quar	4
Ant <i>Monomorium floricola</i>	Ginger	Quar	2
Ant <i>Anoplolepis longipes</i>	Ginger, Cut flowers	Quar	6
Aphid larva <i>Aphididae</i>	Taro leaves	Quar	1
Armored scale <i>Clavaspis</i> sp.	Plumeria	Quar	1
Armored scale <i>Melanaspis</i> sp.	Othonna sp.	Quar	2
Armored scale <i>Abgrallaspis</i> sp. (nr)	Laurus sp.	Quar	1
Asiatic red scale <i>Aonidiella taxus</i>	Podocarpus	Nurs	2
Australian tortoise beetle <i>Trachymela sloanei</i>	Eucalyptus	Nurs	1
Bark beetle <i>Hypothenemus</i> sp.	Basil	Quar	1
Beetle cockroach <i>Diploptera dytisoides</i>	Herbs	Quar	3
Big headed ant <i>Pheidole megacephala</i>	Herbs, Foliage	Quar	78
Black thread scale <i>Ischnaspis longirostris</i>	Flowers	Quar	1

Pest Exclusion Activities

<u>Pest Intercepted</u> <i>Common Name/Genus species</i>	<u>Material</u>	<u>Source*</u>	<u>Scope of Program</u> <i>Pest Interceptions</i>
Boxwood scale <i>Pinnaspis buxi</i>	Flowers, Foliage	Quar	33
Chaff scale <i>Parlatoria pergandii</i>	Orange	Quar	1
Chinese rose beetle <i>Adoretus sinicus</i>	Basil	Quar	1
Coconut scale <i>Aspidiotus destructor</i>	Cycads	Quar	2
Coconut mealybug <i>Nipaecoccus nr. nipae</i>	Coco palm	Nurs	3
Coffee bean weevil <i>Araecerus fasciculatus</i>	Basil, Herbs	Quar	5
Crambid larva <i>Neoleucinodes elegantalis</i>	Tindora	Quar	1
Croton whitefly <i>Orchamoplatus mammaeferus</i>	Garlands	Quar	5
Cryptic mealybug <i>Pseudococcus cryptus</i>	Betel	Quar	2
Cuban snail <i>Zachrysia provisoria</i>	Nursery plants	Quar	3
Ficus leaf gall wasp <i>Josephiella microcarpa</i>	Ficus	Nurs	1
Fig wax scale <i>Ceroplastes rusci</i>	Palm	Quar	3
Fire ant <i>Solenopsis geminata</i>	Taro leaf	Quar	6
Flatid planthopper <i>Metcalfa pruinosa</i>	Cut flowers	Quar	1
Flea beetle <i>Chaetocnema sp.</i>	Hydrangea	Quar	1
Freshwater snail <i>Planorbella sp.</i>	Aquatic plants	Quar	1
Glassy-winged leafhopper <i>Homalodisca coagulata</i> (eggs)	Nursery plants	Nurs	383

Pest Exclusion Activities

<u>Pest Intercepted</u> Common Name/ <i>Genus species</i>	<u>Material</u>	<u>Source*</u>	<u>Scope of Program</u> Pest Interceptions
Green garden looper <i>Chrysodeixis eriosoma</i>	Foliage	Quar	17
Green shield scale <i>Pulvinaria psidii</i>	Brazilian pepper	Nurs	8
Green scale <i>Coccus viridis</i>	Mailai	Quar	1
Guava fruit fly <i>Bactrocera correcta</i>	Guava, Peach	Det	4
Hakea psyllid <i>Acizzia hakeae</i> or nr	Hakea	Nurs	2
Japanese beetle <i>Popillia japonica</i>	Rose	Det	1
Leafhopper <i>Empoasca</i> sp.	Herbs	Quar	3
Leafhopper <i>Gyponana germari</i>	Basil	Quar	4
Leafhopper <i>Agallia</i> sp.	Leaves, Cut flowers	Quar	15
Lesser snow scale <i>Pinnaspis strachani</i>	Foliage	Quar	21
Long horned beetle <i>Sybra alternans</i>	Heliconia	Quar	6
Lygaeid bug <i>Botocudo manillensis</i>	Cut flowers	Quar	3
Lygaeid bug <i>Remaudierana nigriceps</i>	Cilantro	Quar	1
Lygaeid bug <i>Nysius</i> sp.	Foliage	Quar	13
Magnolia white scale <i>Pseudaulacaspis cockerelli</i>	Foliage	Quar	49
Mealybug larva <i>Pseudococcidae</i>	Ginger	Quar	2
Mexican leafroller <i>Amorbia emigratella</i>	Lalot	Quar	3

Pest Exclusion Activities

<u>Pest Intercepted</u> <i>Common Name/Genus species</i>	<u>Material</u>	<u>Source*</u>	<u>Scope of Program</u> <u>Pest Interceptions</u>
Mexican fruit fly <i>Anastrepha ludens</i>	Orange	Det	7
Mining scale <i>Howardia biclavis</i>	Ficus benjamina	Quar	3
Mirid bug <i>Orthotylus sp.</i>	Cut flowers	Quar	1
Oleander moth <i>Glyphodes sp.</i>	Oleander	Det	2
Oriental fruit fly <i>Bactrocera dorsalis</i> complex	Lemon, Fig, Olive	Det	27
Pandanus mealybug <i>Laminicoccus pandani</i>	Pandanus sp.	Quar	4
Pecan weevil <i>Curculio caryae</i> or nr.	Quercus	Quar	1
Pickle worm <i>Diaphania nitidalis</i>	Cucumber	Quar	8
Planthopper <i>Kallitaxila granulata</i>	Leaves, Herbs	Quar	42
Purple scale <i>Lepidosaphes beckii</i>	Citrus	Quar	3
Pyralid moth <i>Paralipsa oularis</i>	Coconut	Quar	1
Pyriiform scale <i>Protopulvinaria pyriformis</i>	Bay, Laurus	Nurs	6
Ram's horn snail <i>Helisoma sp.</i>	Aquatic plants	Nurs	1
Red imported fire ant <i>Solenopsis invicta</i>	Foliage	Quar, Det	36
Red wax scale <i>Ceroplastes rubens</i>	Plants, Leaves	Quar	15
Rufous scale <i>Selenaspidus articulatus</i>	Ti leaves	Quar	2
Seed bug <i>Ischnodemus fulvipes</i>	Aquatic plants	Quar	2

Pest Exclusion Activities

<u>Pest Intercepted</u> Common Name/Genus species	<u>Material</u>	<u>Source*</u>	<u>Scope of Program</u> Pest Interceptions
Slant-faced grasshopper <i>Atractomorpha sinensis</i>	Malongai	Quar	2
Slender soft scale <i>Coccus acutissimus</i>	Nursery plants	Quar	6
Slug <i>Meghimatium striatum</i>	Dracaena fragrans	Quar	2
Slug <i>Veronicella</i> sp.	Cut plants	Quar	14
Snail <i>Lamellaxis gracillis</i> or nr.	Dieffenbachia	Quar	2
Snail <i>Bradybaena similaris</i>	Plants, Cut flowers	Quar	20
Soil mealybug <i>Geococcus coffeae</i>	Phoenix	Quar	1
Soil mealybug <i>Rhizoecus hibisci</i>	Plants	Quar	12
Southern green stink bug <i>Nezara viridula</i>	Herbs	Quar	4
Spiraling whitefly <i>Aleurodicus dispersus</i>	Cut flowers, Herbs	Quar	133
Stellate scale <i>Vinsonia stellifera</i>	Foliage	Quar	67
Taro leafhopper <i>Tarophagus colocasiae</i>	Basil, Taro	Quar	2
Thrips <i>Hoplandrothrips?</i> sp.	Basil	Quar	1
Thrips <i>Frankliniella schuitzei</i>	Orchids	Quar	1
Thrips <i>Dichromothrips corbetti</i>	Orchids	Quar	3
Thrips <i>Chaetanaphothrips siguipennis</i>	Ti leaves	Quar	1
Thrips <i>Thrips palmi</i>	Dendrobium	Quar	2

Pest Exclusion Activities

<u>Pest Intercepted</u> <i>Common Name/Genus species</i>	<u>Material</u>	<u>Source*</u>	<u>Scope of Program</u> <u>Pest Interceptions</u>
Tobacco thrips <i>Frankliniella? fusca</i>	Cut flowers	Quar	1
Torpedo bug egg mass <i>Siphanta acuta</i>	Cut flowers	Quar	4
Two spotted leafhopper <i>Sophonia rufofascia</i>	Plants	Nurs	11
Unilobed scale <i>Pinnaspis uniloba</i>	Mailai	Quar	7
Water snail <i>Physa sp.</i>	Aquatic plants	Quar	1
Wax scale (larvae) <i>Ceroplastes sp.</i>	Foliage	Quar	6
Weevil <i>Oxydema longulum</i> or nr.	Lalot	Quar	3
Whitefly <i>Aleurothrixus antidesmae</i>	Betel leaves	Quar	1
Whitefly <i>Aleurotrachelus sp.</i>	Betel, Lalot	Quar	40
White footed ant <i>Technomyrmex albipes</i>	Leaves, Herbs	Quar	109
		TOTAL	1,335

* Source: Det: Detection Nurs: Nursery Pub: Public Quar: Quarantine



Acknowledgments

A special word of thanks to our photographers, Inspector Cynthia Werner and Erika Fiksdal, Commissioner Fiksdal's daughter, who contributed the photos for this report. More than twenty Certified Farmers' Markets were visited in order to capture the bounty of California's produce and the hustle and bustle of the direct marketing program. Thanks to all of the market managers, growers, vendors and customers who provided a multitude of smiles for this year's report. Thanks to Inspectors Christine Belden, Gashaw Deres, Miguel Gonzalez, Adán Herrera, Miguel Luna, Gary Mork, Mike Sium and clerical staff who assisted in gathering and compiling the statistics. Thanks to Richard G. Sokulsky, Deputy Agricultural Commissioner/Sealer for supervising this year's edition.

We want to especially thank Julia Chen, Staff Assistant for the Environmental Protection Bureau. She has compiled the Crop Report for the last fourteen years; providing accurate statistics, an attractive layout and an eye-catching cover. She will now be working with the Management and Technical Services Division which provides computer support for the entire Department.

"Be Californian. Buy California Grown"



Be Californian Buy California Grown™

The Certified Farmers' Markets epitomize the California Department of Food and Agriculture's Buy California Initiative. The campaign was created by the California legislature to "to emphasize California's strong ties to the land and to our neighbors; to restore pride in our homegrown products and our work; and to help our economy and our Californian way of life." The "Buy California Grown" logo can be seen at grocery stores that sell California grown produce. The Certified Farmers' Markets play an important part in this campaign since they only sell products grown in California by certified producers. For more information, see www.californiagrown.org.

The Southland Farmers' Market Association, established in 1983, helps to promote and support existing Certified Farmers' Markets. The association has grown to represent 22 markets and more than 400 certified producers in Southern California. The California Department of Food and Agriculture awarded the Association a grant of \$100,000 to assist Los Angeles County Certified Farmers' Markets



with innovative promotional and marketing campaigns. The grant was awarded through the Buy California Initiative, which includes a \$7 million dollar competitive grants program to aid specialty crop growers. For more information, see www.sfma.net.



Each year the Agricultural Commissioner/Weights and Measures Department organizes a market at the County Hall of Administration to coincide with the National Certified Farmers' Market Week celebrated during the first week of August. Several local certified producers are invited to come and sell their products to the County employees. The Department also sets up a display and Inspectors are on hand to answer questions about the direct marketing program. The 3rd annual event is scheduled for August 5, 2003.



In 2002, Laura Avery, Santa Monica Market Supervisor, received a certificate of recognition from the Board of Supervisors for her involvement and support of the Direct Marketing Program in Los Angeles County. She was recently appointed as the President of the Southland Farmers' Market Association.

Paul Dufourd, *Deputy Director, Pest Exclusion/Plant Quarantine*


Cynthia Ojeda, *La Cienega CFM Manager*

Hillary De Venanzio, *Laura Avery's daughter*

Laura Avery, *Santa Monica Market Supervisor; President, Southland Farmers' Market Association*

Cato Fiksdal, *Agricultural Commissioner/Director of Weights and Measures*

Los Angeles County Agricultural Commissioner/
Weights and Measures Department
12300 Lower Azusa Road
Arcadia, California 91006-5872



Be Californian
Buy California GrownSM

