

Freestanding Appliances

2013/2014



BOSCH

Invented for life



Meet Karl... ...the Bosch Engineer

Karl has devoted his working life to Bosch and has helped us design new products, develop new technologies and ensure that feedback from customers continues to help shape our products of the future.

Today, he heads up the Research & Development department within Bosch. His detailed knowledge of our products and long experience can now, for the first time, be accessed by customers who are looking to purchase a new appliance.

In each section throughout this brochure – home laundry, dishwashers and refrigeration – **Karl has written a useful Q&A guide that identifies the most important factors you should consider when purchasing a new appliance.**

You will also see him popping up briefly on other pages to explain the real benefits that some of our latest technological innovations will have for you. Karl will highlight how particular Bosch products can save you energy, water, time and money.

Who are Bosch?



“I have always acted according to the principle that it is better to lose money than trust. The integrity of my promises, the belief in the value of my products and in my word of honour have always had a higher priority to me than a transitory profit.”

Robert Bosch, 1921

For over 125 years, the Bosch name has been synonymous with engineering excellence. Our home appliances are renowned for their quality, reliability and performance which derive from our inherent, unflagging commitment and the painstaking thoroughness with which every unit is made. As you would expect from German engineering, there are no gimmicks or frills with our products – just pure, clean lines and beautiful, functional simplicity that will enhance any kitchen.

The values that shaped Robert Bosch's vision for his new company in 1886 are the same principles that guide the business today; never lose the trust of your customers, look after your staff and partners and change things for the better. It's what has kept Bosch at the forefront of the home appliance industry and what will keep us there in the future.

For the second year running, **Bosch won the prestigious Best Home Appliance Brand in the Which? Awards 2012.** Our success in 2012 was the third time in four years we have won this coveted Which? Award that independently recognises Bosch's outstanding quality and customer experience.




Contents.

Customer service	02-03
Green Technology inside	04-05
Home Laundry	06-27
Washing machines	08-17
Why choose Bosch?	09
Wash programmes	12
Logixx i-DOS washing machine	14
Exxcel washing machine	16
Tumble dryers	18-23
Why choose Bosch?	19
Logixx tumble dryer	22
Washer dryers	24-27
Why choose Bosch?	25
Logixx washer dryer	26
Dishwashers	28-37
Why choose Bosch?	31
Wash programmes	34
Exxcel dishwasher	36
Refrigeration	38-51
Why choose Bosch?	41
Storage solutions	44
Logixx fridge freezer	46
Classixx fridge freezer	48
Classixx Brita fridge freezer	50
Small appliances	52-59
Garment care	54-55
Floorcare	56-57
Kitchenware	58-59
Specifications	60-69



Service you can depend on.

For help with your home appliance, trust Bosch Customer Service.



Arrange an engineer visit.

Our appliances are manufactured to the highest standards, but if you do need a visit from an engineer we are here to help. We have teams of locally based engineers around the country – employed and trained by Bosch*. This gives them unrivalled expertise and knowledge of our appliances. We repair appliances both in and out of guarantee. All repairs are analysed in advance by a technical team so that the parts needed to complete the repair are sent to the engineer's van the night before the visit.

To arrange an engineer visit to your home please call:

0844 892 8979

Lines are open 24 hours.

You can also arrange an engineer visit online by visiting:

www.bosch-home.co.uk/bookonline

Product advice.

If you need help using programmes or features, or need assistance selecting a new Bosch appliance from our current range, our product advice team can help.

You can also call us on **0844 892 8979** or visit: www.bosch-home.co.uk for frequently asked questions and help videos.

Visit the Bosch online store.

Find a comprehensive selection of accessories to help you get the most out of your appliance, along with our full range of replacement spare parts and cleaning and care products at the Bosch online store.

You can also purchase Tassimo hot drinks machines, vacuum cleaners, irons, steam stations, kettles, toasters and food preparation appliances directly from us online.



You can also call us on **0844 892 8979** or visit: www.bosch-home.co.uk for help and assistance.

Accessories.

Many appliances can be enhanced with optional extras, such as telescopic rails for ovens or special cookware for hobs.

When buying a Bosch home appliance, you know you are purchasing a quality, reliable product. However many appliances are used daily, so need cleaning and maintaining to keep them looking great and operating at peak performance.

Every one of our cleaning and care products has been thoroughly tested and approved for safe and effective use on your Bosch home appliance.

Replacement spare parts.

We keep in stock a comprehensive range of replacement spare parts for our appliances for up to ten years. All our parts are original spare parts, not copies.

Award winning service.

Bosch Customer Service is proud to be recognised in the Domestic and General Total Excellence and Quality awards. These prestigious awards are voted for by our customers.

In our latest results 92.9%** of customers said our service was excellent or good.



Calls will be answered 24 hours a day, seven days a week. You can contact our specialist advisors Monday to Friday 8am to 8pm, Saturday 8am to 4pm and Sunday 9am to 3pm.

* In some remote areas we may use an approved service partner.

** Domestic and General Survey 2012.

UK Calls provided by a UK BT Landline will be charged at up to 3 pence per minute. A Call Set-Up Fee of up to 6 pence per call applies to calls from residential lines. Mobile and other providers' costs may vary. See www.bt.com/pricing for details.

Sustainably produced. Economical in use.

One of our guiding principles has been to design new technologies that save our customers time and effort, but also save energy and natural resources to minimise the impact of modern lifestyles on the environment.

You can easily identify our most sustainable and energy efficient products throughout this brochure as they will have a 'Green Technology inside' symbol displayed next to them. The difference that green technology can make in helping you live an easier, more convenient and more sustainable life can be seen in all of our appliances.



Washing machine – ActiveWater™

Bosch washing machines with ActiveWater™ technology measure exactly the right amount of water required for every load of laundry, so they never use a drop more than is needed.



Fridge freezer – A+++

Our most energy efficient fridge freezer has an A+++ energy efficiency rating, which means it costs just 50p a week to run all year round*.

Dishwasher – AquaStar

AquaStar dishwashers use just 6 litres of water (that's less than a sink full) to clean 13 place settings for a three-course meal.



*Annual consumption of £26.00 a year at an average energy cost of £0.145 per kWh.

Home laundry.

If you want laundry made any easier, you'll have to employ staff.

Logixx ●●●●●

Our premium range.

Cutting-edge design meets advanced technologies. Unique innovations combined with energy efficiency to deliver outstanding performance that also saves you time, water and money.

Exxcel ●●●●○

Our essential range.

Broad range of features with wide-ranging specialist programmes deliver high performance and effortless convenience to enhance your lifestyle.

Classixx ●●●●○

Our practical range.

Entry-level models that combine practical features and Bosch build quality in a consistent, value for money package.

To view our full home laundry range, visit www.bosch-home.co.uk



Washing machines



Tumble dryers



Washer dryers



Same laundry. Less water. Brilliant results.

ActiveWater™ can cut your water usage in half over a full year of washing compared to a 10-year-old appliance.

With all new homes being built with water meters in some parts of the UK*, and many existing households moving to metered water charges, reducing your water usage by such a significant amount doesn't just pay environmental dividends, it can also mean large savings on your utility bills.

Precise sensors on our ActiveWater™ models assess each load individually so only the exact amount of water is used. This means there's no longer a need for a half load programme. These models use 8,700 litres of water per year (based on average use). Older models use over 13,000 litres more for the same amount of laundry.

All the washing machines in our Logixx and Exxcel ranges contain ActiveWater™ technology, making it easy to save water without compromising your lifestyle.



Model shown is WAQ283S0GB.

Why choose Bosch?



Ssssh...do not disturb.
Quieter, faster and even more powerful, our unique **EcoSilence Drive™** is our most energy efficient and long-lasting motor yet. We're so confident that it will deliver a quiet revolution in your home, that it comes with a **10-year guarantee**.



Fast or economical? You decide.
Sometimes you want to save electricity. Other times you need your washing fast. Choose a washing machine with our **VarioPerfect™** system and you can do both. The **EcoPerfect** programme can save you almost a third on your electricity and **SpeedPerfect** reduces the normal wash programme time by almost two thirds. Perfect results whatever you choose.



Top marks for energy efficiency.
Running costs are not the same on every washing machine. The most energy efficient models are rated A+++ for energy efficiency and the machines that use the most energy are rated A. It may be better to spend a little more on an energy efficient model now and save more money in the long run.



Brilliantly white every time.
AutoStain gets rid of grass, mud, chocolate and other tough stains without the need to prewash or use fancy stain removers. So whatever you or your kids get up to, the 16 special stain programmes from AutoStain (available on our new Logixx washing machine) will get your clothes back in pristine condition.

*Source: www.ofwat.gov.uk/consumerissues/meters/prs_faq8_consissuesmeters

How do I choose the perfect washing machine?

You rely on your washing machine to keep pace with your family's laundry needs and to make sure your clothes always come out looking as good as the day you bought them, so it pays to spend a little time making sure you get the right one for your lifestyle. To help you choose the right washing machine for your home **Karl, the Bosch Engineer** has answered some of your most frequently asked questions.

Q: What size drum should I choose?

A: Machines with larger drums can take 7kg+ of washing. A typical 7kg load is made up of 35 men's shirts, or kingsize bed linen including 4 pillow cases. A 2kg load is typically made up of 10 men's shirts or the clothes you'd wear in a normal day. If you need to wash larger loads, consider a machine with at least a 7kg capacity.

Q: How can I get my washing done quickly?

A: No-one wants to spend more time doing the laundry. And for the really time-pressed, we've created the SpeedPerfect option, which reduces wash times by 60% – that means a 40°C cotton wash will be ready in an hour.

Q: Do I need all of these programmes?

A: If you've invested a lot of money in your clothes or household linens, you can easily avoid destroying or damaging them by choosing the machine with the most programmes to suit your budget. Hand wash, delicates, silk, woollens, sports or other specialist programmes give the best possible care to specific items.

Q: What detergent gets the best results?

A: All detergents – when used with correct dosage – deliver good results. Powders and gels give more flexibility to get dosage levels correct, whereas tablets and liquitabs are more convenient. Liquids dissolve quickly and give good results at lower temperatures.

Q: Do I need to sort the laundry?

A: You should always sort your laundry by colour and care type and try washing similar colours and fabrics together. Spending a small amount of time sorting your laundry will ensure you get better washing results.

Q: How do I know which spin speed to choose?

A: Many machines allow you to change the speed of the spin on certain programmes. Higher spin speeds mean more moisture is spun out of the load and your clothes dry faster – handy if you need them in a hurry.

Q: How do I know it's exactly right for my home?

A: Whether you or your family members have allergies, play lots of sport, wear delicate clothing or have other specific needs, you can usually find a machine that can cope with whatever you throw at it. Most machines now come with a child lock on the door and control panel to protect them from wandering little fingers.




Choosing the right wash programmes.

The four programmes below are just a small selection of the specialist wash programmes that deliver perfect results every time.




Easy Care.

Specially designed for synthetics, which absorb minimal moisture and dirt. You can choose from a range of temperatures and spin speeds to adapt to every wash.



Allergy+.

Almost a third of people suffer with an allergy. Allergy+ removes 99.9% of allergens. What a breath of fresh air.



Sports Wear.

Make sure the performance of your kit matches your own by looking after the microfibre technology in modern sports clothing.



Wool.

Spinning at a gentle 27rpm and with a soft wash action, the woollens hand wash only programme ensures delicate clothes keep their shape.





i-DOS. More washes between fill-ups.

Now there is a washing machine that adds detergent for you. And you don't have to lift a finger.



Add detergent once for around 20 washes and i-DOS doses each wash precisely every time.

Logixx i-DOS washing machine WAS298440GB	
	 
Spin	- 1400rpm
Key features	<ul style="list-style-type: none"> - i-DOS adds detergent automatically - AutoStain removal removes stains - EcoSilence Drive™ whisper quiet and reliable - VarioPerfect save energy or save time - Large LED display stay in control - Time delay/Time remaining flexible washing



Fully automatic.

For a normal wash, simply select the programme and the washing machine will do the rest for you. Sensors weigh the load, detect how dirty it is and then dose the detergent with millilitre precision. It even determines the length of the wash cycle and calculates the number of rinse and spin cycles. Perfectly clean laundry guaranteed for every load, all with minimum effort from you. Of course not all washes are "normal", which is why there is a wide choice of other programmes that wash everything from delicates to woollens.

Even more savings.

i-DOS doses each load with millilitre precision, which not only delivers outstanding results but a host of savings compared to manual dosing. Up to 11 litres of detergent and 7,000 of litres of water per year can be saved by eliminating overdosing and extra rinsing. It also cuts average cycle time by 14 minutes.

Manual programmes.

If you have a special or an unusual wash and need to override i-DOS, you can use the third compartment for the detergent. This is ideal for a quick freshen up, for special wool or delicates, or if you want to use powder.

For our full product range visit www.bosch-home.co.uk

Save water. Save energy. With every load.

Boasting an A+++ energy rating and ActiveWater™ technology, this washing machine delivers an outstanding performance whilst saving water and electricity.





Revolutionary ActiveWater™ guarantees that only the exact amount of water is used for every load, and never a drop too much.

Save water automatically. ActiveWater™ reduces water consumption so that only half as much water is used compared with older models. There's no need for a half load option anymore because the precise measurement calculates how much water to use, whether it's a small or a large load.

Wash faster. SpeedPerfect reduces the normal wash programme time by almost two thirds. Perfect results whatever you choose.

Easy to use. More than just a pretty feature, the large LED display allows you to select programmes and add options easily.

Exccel washing machine WAS28840GB	
	 
Spin	- 1400rpm
Key features	<ul style="list-style-type: none"> - ActiveWater™ use even less water - VarioPerfect save energy or save time - Large LED display stay in control - Time delay/Time remaining - flexible washing

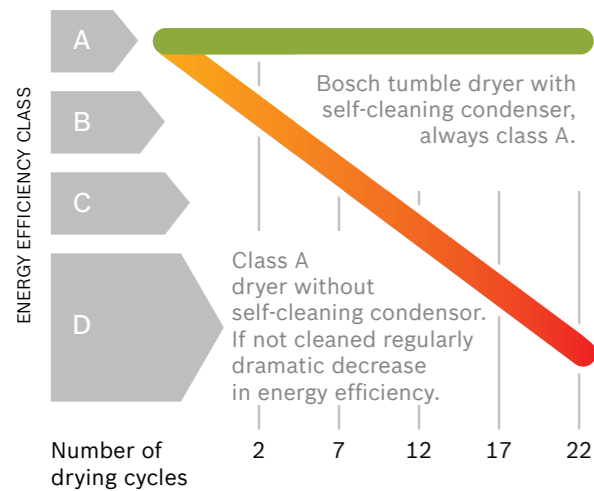


How to dry your laundry for the price of a coffee.

Our groundbreaking heat pump technology enables our Logixx tumble dryers to use less than half the energy of a standard tumble dryer that has an A energy rating. Incredibly, this means it costs less than £3 per month* to run. That's a month's laundry dried for about the price of a cup of coffee.

Our heat pump tumble dryers are so energy efficient that they have been awarded an A+ energy rating. What's more, they maintain that rating because they automatically clean out the excess lint and fluff that build up inside the condenser up to 4 times during a drying cycle. This is handy when other condenser tumble dryers on the market need to be manually cleaned after every 3 cycles. It saves you a job and you can have peace of mind because your tumble dryer will remain as energy efficient as the day you bought it, for its entire life.

Irregular cleaning of the heat exchanger leads to increased energy consumption.



*Based on 160 drying cycles per year using 230kWh at £0.145 per kWh.

Model shown is WTW863S0GB.




Why choose Bosch?



Dried to perfection.
Too dry? Still damp? You don't need to worry anymore because the **sensorDry** tells you when your laundry is ready so you can get on with other things. No extra energy is wasted on unnecessary heat either.



Beat the clock.
For times when you need dry laundry sooner, **Super Quick 40** will dry a small load, which is roughly 10 business shirts, in 40 minutes. It's sensor controlled for great drying results.



Caring for your clothes.
Clothes can be damaged from overheating and overdrying, so advanced sensor electronics monitor your laundry carefully and automatically stop once the desired level of dryness has been reached.



A gentle touch.
Feel confident about drying delicate items, because **low heat** protects items by lengthening drying time and reducing the temperature.

How do I choose the perfect tumble dryer?

Modern tumble dryers offers a fast, energy efficient and convenient way to help you keep on top of the household laundry. Not only are they surprisingly cheap to run, but they can help protect your clothing and save you the time and effort of outside line drying or having to dry clothes indoors on rainy days. To help you choose the right tumble dryer for your home **Karl, the Bosch Engineer** has answered some of your most frequently asked questions.



Q: Are tumble dryers expensive to run?

A: Modern tumble dryers are much more energy efficient than you think. We have developed an energy efficiency rating of A+ on some Bosch tumble dryers so they cost about £3 a month to run. And thanks to its self-cleaning condenser, your Bosch tumble dryer maintains its A+ energy efficiency without you having to do a thing.

Q: Are they noisy and will they keep disturbing us?

A: With its clever spiral design on the sidewalls of the tumble dryer, the AntiVibration Design™ increases stability and reduces vibrations. With improved insulation and low noise shock absorbers, it causes even less disturbance and gives you a whisper quiet machine.

Q: Will my delicate clothes get damaged?

A: You can place delicate items in the tumble dryer with complete confidence. Our low heat programme protects them by lengthening the drying time and reducing the temperature.

Q: Don't tumble dryers account for 98% of all lost socks?

A: Not any more. Introducing the innovative new tumble dryer drum light from Bosch. Because many tumble dryers are located out of the way in darker corners of the home, the integral light in the unit illuminates the inside of the machine when you come to empty it. Now there is nowhere for those socks to hide.

Q: Is there a difference between line drying and tumble drying?

A: Laundry that is hung out to dry picks up dirt from the air as well as allergens, far worse than everyday wear since it has to hang outside for hours to dry. Tumble drying is not only more hygienic for your clothes, but also for your house as drying indoors can lead to mould on the walls. Protect your home and your laundry.

Q: Is there a tumble dryer which makes ironing easier – I heard they can crease my clothes?

A: Our dryers have a reduced ironing cycle at the end of every programme which gently separates and smoothes your laundry for the last 60 minutes. To really stop creasing, select the reduced ironing option which lasts 120 minutes for wrinkle-free laundry.

Q: What's the difference between vented and condenser dryers?

A: Vented tumble dryers work by venting the warm moist air from the drum through a pipe to the wall or an outside vent. Condensers pass the warm air into an easily accessible container which needs to be emptied. The key difference is that vented dryers need to be positioned near a wall so they can be vented out, whereas condenser dryers can be placed anywhere in your home.

Make saving energy effortless.

Drying your clothes doesn't have to cost the earth. Clever heat pump technology makes this one of the world's most ecological dryers by recycling the hot air for drying.



Run this tumble dryer for less than £3 a month*.

Top of the class for energy saving.

Rated at **A+**, this tumble dryer is amongst the most energy efficient models available, so you can relax about using your tumble dryer.

Self-cleaning. So you don't have to.



To run at peak efficiency, the tumble dryer's condenser has to be kept clean. The ground-breaking Automatic **Self-cleaning System** uses water from the drying cycle to flush the lint out of the condenser which saves you a job and keeps your tumble dryer running at A+, so it stays as energy efficient as the day you bought it.


Home and dry.

Intelligent sensor electronics take the guess work out of tumble drying, **sensor drying** monitors your laundry and switches the programme off once your laundry is dry so you don't have to intervene. The sensors also prevent overheating and damage to your clothes making laundry that bit easier.



Logixx tumble dryer WTW86561GB

	 
Type	Condenser
Key features	<ul style="list-style-type: none"> - Heat Pump <i>use less energy</i> - Self-cleaning condenser <i>cleans itself</i> - Sensor drying <i>senses when laundry is dry</i> - Super Quick 40 <i>fast dry programme</i> - Low heat <i>for delicate items</i> - Sensitive drying <i>optimised design for extra care</i> - Time delay/time remaining <i>flexible drying</i>



*Based on 160 drying cycles per year using 230kWh at £0.145 per kWh.

Half the water consumption. Twice the laundry.

Few people realise just how much water a standard washer dryer will use during the drying process. The Bosch Logixx washer dryer changes this.

AirCondensation technology means this washer dryer can wash and dry almost double the amount of laundry with nearly half the amount of water needed in a standard washer dryer.

By using air to condense water from drying rather than pumping in cold water, the Logixx washer dryer uses just 57 litres of water to wash and dry a 4kg load. A standard washer dryer uses 100 litres to wash and dry a 2.5kg load. This means you can get twice the laundry done and get on with the more exciting things in life.



Why choose Bosch?



Forget about it.
Advanced sensors monitor your laundry and once it is perfectly dry, the **Autodry** will automatically end the programme. This saves energy being wasted and also means you don't have to keep checking your clothes to see how they are. When it's finished, you know they're dry.



Energy saving without the effort.
Not only does the Logixx washer dryer use half the amount of water compared to a standard machine, it is also more energy efficient. And because it has a **self-cleaning condenser**, you don't need to lift a finger for it to maintain its peak efficiency.



A pick me up for your clothes.
Ideal for freshening up items, **ActiveSteam** removes odours and creasing, so you save time on your ironing and cut down on expensive trips to the dry cleaners.



Turbo charge your laundry.
For those times when you need your laundry really quickly, selecting the **Super Quick 15** programme washes a small load of lightly soiled laundry in just 15 minutes.

Water saving technology. That's a breath of fresh air.

The Logixx washer dryer not only uses half the water consumption of a standard washer dryer, but it washes and dries almost double the amount of laundry.





Do more washing and use half as much water as a standard washer dryer.

A condenser that cleans itself.
The **self-cleaning condenser** system flushes away lint and fluff up to 4 times during the drying cycle, so you don't have to do it. That's one less job to worry about and it keeps the washer dryer running at peak efficiency.

Save time.
Super Quick 15 turns around a full wash in just 15 minutes. Designed for a lightly soiled 2kg load (that's roughly one outfit or 10 business shirts), this cycle packs in a wash, two rinse cycles and improved rinse spinning, making it one of the shortest complete wash programmes of any machine on the market.

At your command.
The simple but effective **time delay** allows you to delay your laundry. You can programme a wash and dry cycle in one go, so it is ready for when you want it.

Logixx washer dryer WVH28421GB	
	 
Spin	- 1400rpm
Key features	<ul style="list-style-type: none"> - AirCondensation <i>use even less water</i> - ActiveSteam <i>steam cleaning</i> - SelfCleaning Condenser <i>cleans itself</i> - Super Quick 15 <i>15 minute wash programme</i> - Time delay/Time remaining <i>flexible laundry</i>



Dishwashers.

Save more time, energy and water than ever before.

Logixx ●●●●●

Our premium range.

Cutting-edge design meets advanced technologies. Exceptionally quiet with additional storage flexibility and versatile programming. Delivers optimum cleaning performance that is both energy and water efficient.

Exxcel ●●●●○

Our essential range.

Advanced technology with energy and water saving features ensure you save time, money and resources.

Classixx ●●●●○

Our practical range.

Entry-level models that combine practical features and Bosch build quality in a consistent, value for money package.

To view our full dishwasher range, visit www.bosch-home.co.uk



60cm dishwashers



Slimline dishwashers



Compact dishwashers

Save water every load.

It takes just 6 litres* of water for our AquaStar dishwashers to clean 13 place settings for a three-course meal**. That's less water than it takes to fill a standard-sized kitchen sink.

The water saving is all down to ActiveWater technology, which makes water work harder. Clean rinse water is recycled into the main wash cycle, and water is filtered back into the wash cycle even faster so less of it is needed.

AquaStar dishwashers are available in our Exxcel range and as well as saving water, their A++ rating will save you money on your energy bills too. A solution that uses little energy and water to make life easier. It's no wonder dishwashers are becoming a must have in the kitchen.



Why choose Bosch?



Whisper quiet washing.
Bosch dishwashers are amongst the quietest in the world. With its revolutionary **EcoSilence Drive™** our quietest dishwasher generates just 38 decibels†, which is quieter than a bee buzzing, and less intrusive.



Zero to clean in 20 minutes.
Make sure you keep up with large parties or family gatherings, and keep clean glasses, crockery or dishes flowing as quickly as the conversation. **TurboSpeed** gets partyware clean in just 20 minutes**, and dried in a further 10 when you select the Extra Dry option.



Do things by half.
Get hygienically clean dishes in half the time with VarioSpeed. When you need things a little quicker, selecting **VarioSpeed** will cut every programme time in half (except TurboSpeed and Quick Wash 45°C) and still deliver brilliantly clean results.



Easy loading.
Foldable racks allow the dishwasher to be adapted to any load, whilst still securing everything in place. The adjustable **Rackmatic™** system allows the upper basket to be moved up and down to fit more in the top or bottom basket as required.

Model shown is SMS65E32GB.

* 6 litre water consumption on standard Economy 50°C programme.
** Three-course meal as defined by dinner, soup and dessert plate, cup and saucer, glass, knife, fork, soup, tea and dessert spoons for each place setting as well as 1 serving plate, 2 serving bowls, 2 serving spoons, 1 serving fork and 1 sauce spoon.
† 38dB (re 1pW). 38 decibels in the standard Economy 50°C programme.
** Initial pre-heat time of 25 minutes required, then can be used again and again.

How do I choose the right dishwasher for me?

Dishwashers save you the chore of washing-up by hand, and also help keep your kitchen looking cleaner and clutter free. With a wide range of full-size, slimline and compact models to choose from, Bosch offers you a dishwasher to suit your home. To help you choose the right dishwasher for your home **Karl, the Bosch Engineer** has answered some of your most frequently asked questions.



Q: Which is the best cleaning method – by hand or in a dishwasher?

A: Tap water used for hand washing is generally not a very high temperature, and washing up liquid is relatively mild because both come into contact with your skin. Dishwashers, on the other hand, heat water up to over 70°C which is more effective at removing bacteria, and dishwasher detergent contains different ingredients that target stains and food residues. Some of our dishwashers also have a Hygiene option, which uses a longer, hotter, final rinse for chopping and cooking utensils. In short, you'll get better results with less effort from a dishwasher than from handwashing.

Q: Do I need to stack the dishwasher in a certain way to get the best results?

A: To get the best results, we recommend larger dishes and tall items go in the bottom rack with their dirty surfaces facing the centre and any openings facing down. The top rack should be reserved for smaller items, such as cups or glasses, or those that are less dirty. The top basket can be adjusted when fully loaded to create extra space if needed for taller or bigger items in the bottom rack. The racks that keep plates securely in place can also be folded down so you can accommodate larger items or pans.

Q: How much space do I need for a dishwasher?

A: The smallest models are our compact dishwashers. These are not much bigger than a microwave and can sit on a worktop or shelf. We also have a range of slimline dishwashers which are the same height and depth as full size models, but at 45cm across they are just two-thirds of the width and perfect for slotting into narrow spaces. Finally, we have our standard size models with the widest range of water and energy saving features.

Q: Which size is best for me?

A: If you use a lot of dishes, for example if you have a large family or you regularly cook and entertain at home, you should consider a standard size dishwasher as these can easily hold between 12 and 14 three course dinner place settings. Their flexible settings also allow you to use them for larger pots and pans, as well as delicate items such as glassware. If you live on your own, or in a smaller household with limited space, then a compact or slimline model might cope with all your dishwashing needs.

Q: Will I have to wait long for the dishwasher to finish every time?

A: No. If you need your dishes quickly, you can have light loads clean within 20 minutes thanks to our TurboSpeed programme. A normal, full load can also be cleaned more quickly if you select the VarioSpeed or VarioSpeed Plus option. When you're not in a rush, you can save energy by selecting the Economy 50°C programme which uses less energy.

Bosch recommend Finish.

Bosch have tested and recommend using Finish dishwashing products. For an amazing shine and clean on all your dishes and cookware, Bosch recommend new Finish Quantum with PowerGel.



Choosing the right wash programmes.

By tailoring the water temperature, wash and rinse cycles you get the best cleaning performance and care for your dishes every load.



Delicate 40°C.

A gentle wash that carefully cleans delicate crockery and glassware.



Economy 50°C.

The most resource-efficient programme as it uses less energy and water.




Intensive 70°C.

Ensures even the toughest burnt on food is removed and dishes look as clean as the day you got them.



Auto.

Three sensor-controlled programmes (at temperature settings of 35-45°C, 45-65°C, 65-75°C) that are automatically adjusted according to the amount of cleaning required.



Model shown is SMS69L32GB. The feature names on this product may vary from the illustration. For detailed product information, please visit bosch-home.co.uk

Super fast. Super efficient. Super choice.

Our dishwashers can clean a full load of dishes with just 6 litres of water (that wouldn't even fill a kitchen sink). That's a starter, main and dessert for 13 people perfectly clean.



Never run out of glasses and dishes again when it's your turn to entertain.

Whisper quiet.

Ultra quiet, this dishwasher won't disturb you or your family so you can run it whenever you want.

Get your dishes done quickly.

Never run out of glasses and dishes again when it's your turn to entertain when you use the **TurboSpeed** programme. It washes lightly soiled items like cups, glasses and dishes in just 20 minutes so you can get back to the party.

2 washes in 1.

Delivering an intensive 70°C wash on the bottom basket whilst the top basket carries on as normal, the **Intensive zone option** will clean baked on pots and pans, glasses and dishes at the same time. There's no need to wash 2 loads or to slip on the rubber gloves and wash half up by hand.

Exxcel dishwasher SMS65E32GB



Key features

- VarioFlex Plus baskets flexible loading
- TurboSpeed 20 minute washes
- 44 decibels* EcoSilence drive™
- 6 programmes a wash for every load
- VarioSpeed faster wash times

*dB (re 1pW)



Refrigeration.

Save more, waste less. Our new range of fridge freezers save you money thanks to their energy efficiency ratings and clever technology.

Logixx ●●●●●

Our premium range.

Cutting-edge design meets advanced technologies. All Logixx models are packed with energy efficient and labour saving features that save valuable time, effort and money – perfect for modern, busy households.

Exxcel ●●●●○

Our essential range.

Advanced technology ensures the Exxcel range combines energy efficient performance with convenient storage and superior food preservation.

Classixx ●●●●○

Our practical range.

Entry-level models that combine practical features and Bosch build quality in a consistent, value for money package.

To view our full refrigeration range, visit www.bosch-home.co.uk



Stay cool when your energy bill arrives.



Model shown is KGN39XI40.

Fridges and freezers need to be on 24 hours a day, 365 days a year. Luckily, our most energy efficient fridges have an A+++ rating, which means they only use half as much electricity as it takes to power an energy saving light bulb*.

We rely on our fridge freezers day in, day out. As a result, they can use up to 17% of the total electricity in your home. If your fridge freezer is over 15 years old, it could however be using up to three or four times more electricity than a new, more energy efficient model**. By replacing your old appliance with a new model that has an A+++ energy efficiency rating – which we have available even in our entry-level Classixx range – you could save up to £250 in five years***.

* Energy saving light bulb uses 157kwh, KSV36AW41G uses 75kwh per year.
 ** Source: www.sust-it.net.
 ***Based on an equivalent Bosch 15 year old model KGS3703 and 14p per kWh (source: energy.eu).

Why choose Bosch?



Another job off the list.
 Never worry about having to defrost the freezer again. The **NoFrost** system prevents the build up of ice by automatically initiating the defrost operation only when it's needed. This also helps to maintain the appliance's energy efficiency.



Fresher for longer.
 The **CrisperBox** preserves fruit and vegetables for longer, keeping them fresh and nutritious. If you can't get to the shops regularly, your food not only retains more of its freshness and health benefits but its built-in slider makes adjusting the humidity very simple.



Extra safe storage at the touch of a button.
 Putting away the weekly shop once you get it home can cause fluctuations in temperature and make the rest of the food warmer. Activating the **SuperCool** or **SuperFreeze** function before you go shopping lowers the temperature for a short period so anything new put in the fridge or freezer is chilled or frozen quickly.



You'll never need to buy bottled water again.
 Modern families drink on average 2.5 litres of filtered, bottled water each day. Tap water is cheaper and uses less packaging, so we combined the best of both worlds by introducing a **Brita filter** into our fridge freezer range. It has a 2.5 litre capacity which makes it quick and easy to enjoy filtered water at home any time.

Finding the right fridge freezer for me.

Making the right choice of fridge freezer is crucial as it is going to be the most important, and most used, appliance in your kitchen. As well as having sufficient space, you also need to make sure the appliance fits in with the way you will feed yourself, family and friends. To help you choose the right fridge freezer for your home **Karl, the Bosch Engineer** has answered some of your most frequently asked questions.



Q: What's the first thing I should consider?

A: The first thing you should consider is where you're going to put your fridge freezer and how much space you've got. An under-counter fridge would probably work best in a small or fitted kitchen. A larger space would allow you to consider a model with more capacity, such as an American-style fridge freezer, which can be freestanding so you can take it with you if you move. Large families or busy households might also consider a separate chest freezer, which can be housed in a garage or utility room if there is not enough space in the kitchen.

Q: There are lots of different models with different capacities. How do I know which is the right one for me?

A: You can make the decision easier by looking at how you currently live at home. If you live on your own, in a small household or tend to eat out more than at home, then a small fridge might be sufficient. If you buy a lot of frozen food products, or regularly cook and freeze a large amount of homemade food, a small fridge with an ice box is unlikely to deliver what you need. Space may dictate that you cannot have a tall appliance, so therefore look at choosing a separate under the counter fridge and freezer. Bigger households need larger capacity models, such as an American-style fridge freezer, to ensure that the weekly shop can be quickly, neatly and safely stored away.

Q: Should I pay much attention to energy efficiency ratings?

A: Yes. Whichever model you choose, it will be on all day, every day and will be constantly using electricity that you will be billed for. Our most energy efficient fridge freezer models are rated A+++ and can cost as little as £22 a year* in electricity charges. Compare that to a similarly-sized 10-year-old model which could cost as much as £74. And you don't need to choose the top-of-the-range models to benefit from A+++ energy efficiency. You'll find them across our Classixx, Exxcel and Logixx ranges.

Q: What features will help me keep my fridge/freezer neat and tidy – and allow me to easily access items when I need them?

A: Bosch fridge freezers are designed around the needs of modern households and families. For example, integral bottle racks stop bottles rattling around on shelves or in the door, and they don't take up a whole shelf either. Adjustable shelves and fully extendable drawers make it easy to move things up and down, and in and out, maximising the space to fit around the items you buy each week. There is also a BigBox in the freezer that can cope with large items such as the Christmas turkey, so you don't need to rearrange everything else in the freezer every time you buy something big.

Q: Does it matter where I store particular foods?

A: Yes. The top shelves are the best place for storing cheeses, cooked meats and fish. Middle shelves are ideal for dairy products as well as any leftovers. You should always put raw meats or fish, as well as other highly perishable foods, on the lower shelves where it's coolest. When it comes to the door, butters, jams and salad dressings are best stored on the upper rack, condiments, pickles and eggs in the middle and taller, heavier items such as milks and juices at the bottom.

*Based on an annual consumption of 149kWh as stated on the EU energy certificate at a cost of £0.145 per kWh on Classixx model KGN39X140.

The A-Z for your fridge.

It's estimated the average household throws out £480* worth of food a year (rising to £680* for a family with children). Ensuring your food stays fresher for longer stops you wasting money and making unnecessary trips to the shops. By creating a range of optimal storage environments in every fridge we make, it's easy to store your food in the right place, so it ends up being eaten or drunk rather than in the bin.



Top shelves.

The best place to store hard cheeses, ready meals, cured meat or fish products and drinks.



Lower shelves/ChillerBox.

This is the coldest section of the fridge and is ideal for highly perishable foods such as raw meat, meat products, poultry, fish, seafood and raw egg products. Look out for models with a ChillerBox. It's 3-4°C cooler – perfect for meat.



Upper door racks.

The highest temperature level in the fridge, just right for butter, margarine, jams, salad dressings and hard cheese.



Lower door rack.

Provides a strong and secure home for bottles and tall items that need to be stored upright.



Middle shelves.

Perfect for dairy products such as cream, yoghurts and soft cheese, as well as leftovers and opened canned goods.



Middle door rack.

Great for condiments and pickles. Eggs are kept safely in place by the built-in egg racks.



*Source: www.lovefoodhatewaste.com 2012.

Model shown is KGN36XI30.

Top marks for Bosch. Again.

Combining advanced food preservation technologies with energy saving ideas, this fridge freezer delivers real savings and convenience.




Logixx fridge freezer KGN39XI40		
	 	
Freezer type	- NoFrost	
Key features	- CrisperBox <i>fresh fruit and vegetables</i>	
	- ChillerBox <i>extra cool drawer for meat & fish</i>	
	- MultiAirflow cooling <i>even cooling</i>	
	- SuperFreeze, SuperCool <i>faster freezing, faster cooling</i>	
	- In door electronic <i>precise temperature control</i>	
	- LED light <i>perfect illumination</i>	
	- Bottle rack <i>secures bottles</i>	

This fridge freezer is extremely energy efficient and will cost less than £26 per year* in electricity to run.

Freeze energy costs. Fridge freezers are plugged in 24 hours a day, 7 days a week, so it's especially important for them to be energy efficient. Boasting an impressive A+++ energy rating, this fridge freezer is extremely energy efficient and will cost less than £26 per year* in electricity to run.

Perfect, crisp, fresh food. Preservation technology takes care of your food so it stays fresh and nutritious for longer. This means food doesn't get thrown away and there's fewer trips to the supermarket. The **ChillerBox** has a lower temperature than the rest of the fridge making it perfect for meat and fish, which are some of the most expensive items in the fridge. Fruit and vegetables will stay fresh in the **CrisperBox** which has a manual humidity controller to stop food drying out, and a rippled base for improved air circulation.

Stylish design. Bringing style to the kitchen, this contemporary fridge freezer also features in-door electronics for precise temperature control. The interior is just as stylish as the outside, with metallic finishes, **LED lighting** for perfect illumination and a chrome bottle rack.



*Based on an annual consumption 179kWh at a cost of £0.145 per kWh.

Run this fridge freezer for 6p per day*.

This entry-level Classixx fridge freezer is simple and practical, yet has the best of Bosch with a super-efficient A+++ energy rating and advanced preservation technology.



Classixx fridge freezer KGE36AW40G	
Freezer type	- LowFrost
Key features	- CrisperBox <i>fresh fruit and vegetables</i>
	- ChillerBox <i>extra cool drawer for meat & fish</i>
	- SuperCool <i>faster cooling</i>
	- SuperFreeze <i>faster freezing</i>
	- Electronic temperature control <i>precise temperature control</i>
	- LED light <i>perfect illumination</i>
	- BigBox <i>freeze large, bulky items</i>
	- FlexiShelf <i>to accommodate taller items</i>

This Classixx fridge freezer costs less than 6p per day* in electricity to run.

Green thinking.

Our energy saving ideas aren't limited to models in the top of the range. This Classixx fridge freezer costs less than 6p per day* in electricity to run.

Making food last longer.

Meat, fish and vegetables stay fresh and last longer in the specially designed compartments. The **ChillerBox** has a lower temperature than the rest of the fridge, perfect for meat, fish and extra cool drinks. The **CrisperBox** has a manual humidity slider to prevent food drying out, and a rippled base for improved air circulation, making it ideal for storing fruit and vegetables.

Keep cool.

Loading the fridge with new food can cause fluctuations in temperature and make the rest of the food warmer. Activating **SuperCool** reduces the temperature to prevent the food inside warming up and quickly cools new food.

*Based on an annual consumption 149kWh at a cost of £0.145 per kWh.





Refrigeration

It's better with Brita.

Ideal for busy households, the Brita water filter makes it easy to access water.



Classixx Brita model KGW36VL30G	
	 
Freezer type	- LowFrost
Key features	- Brita water filter <i>fresh filtered water</i>
	- CrisperBox <i>fresh fruit and vegetables</i>
	- SuperFreeze <i>faster freezing</i>
	- Electronic temperature control <i>precise temperature control</i>
	- LED light <i>perfect illumination</i>
	- Bottle rack <i>secures bottles</i>
	- BigBox <i>freeze large, bulky items</i>

Help yourself to fresh, cool water any time.

Cool, filtered water any time

The **Brita water filter** has a 2.5 litre capacity and still leaves room for bottles and cans in the fridge. It couldn't be easier for families to help themselves to fresh, cool water.

Fresher food.

Complete with 37% more storage space, the **CrisperBox** preserves fruit and vegetables so that they stay fresh for longer. The manual humidity slider prevents food drying out and the rippled base improves air circulation. To make it even easier to access, the drawer slides all the way out so you can even reach items all the way at the back.

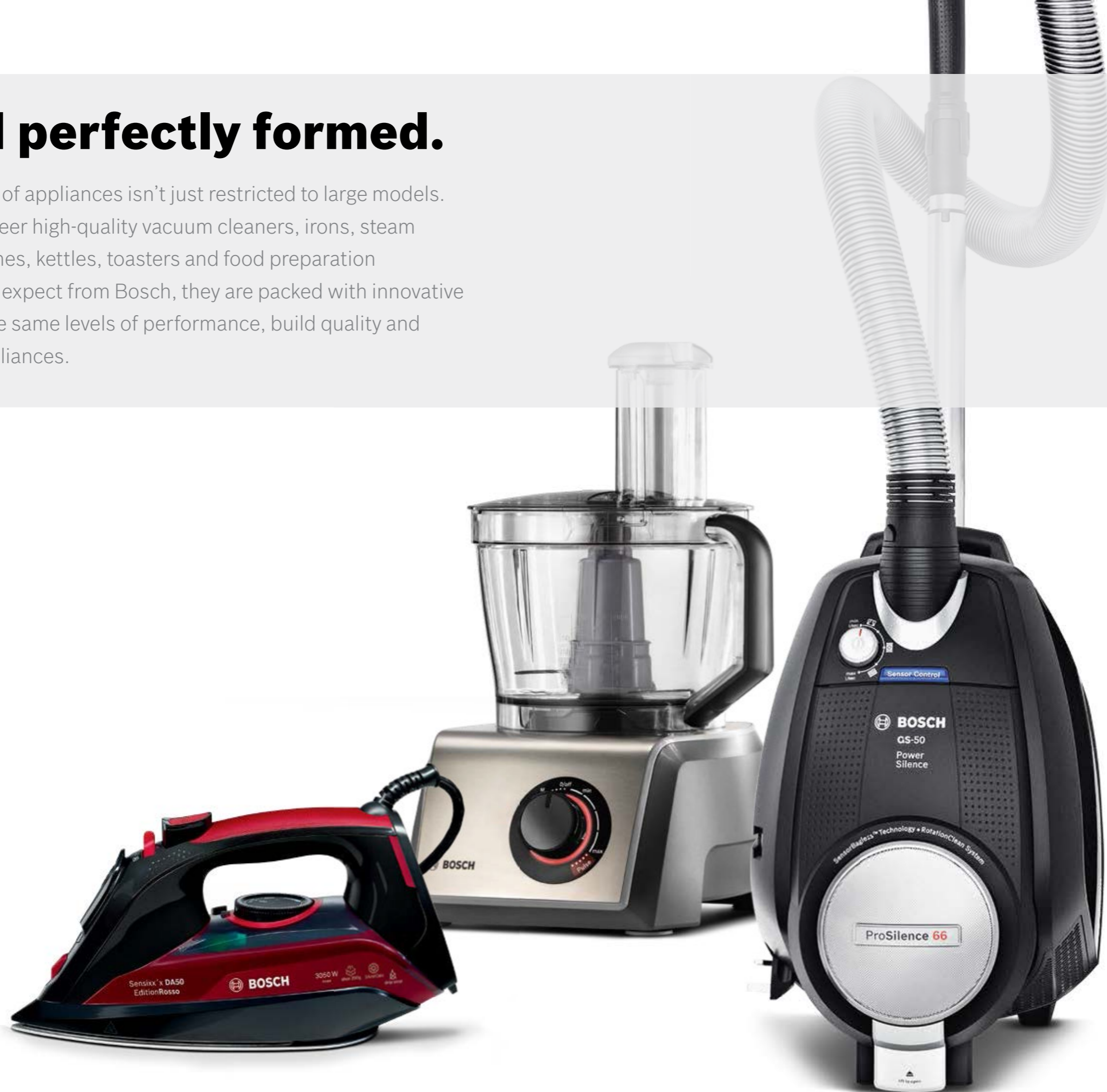
Faster freezing.

Loading the freezer with new food can cause fluctuations in temperature and make the rest of the food warmer. Activating **SuperFreeze** reduces the temperature to keep food that's already in the freezer frozen and freeze new food quickly and effectively. Food is protected even when the door is left open for longer periods.



Small and perfectly formed.

Our award-winning range of appliances isn't just restricted to large models. We also design and engineer high-quality vacuum cleaners, irons, steam generators, drinks machines, kettles, toasters and food preparation appliances. As you would expect from Bosch, they are packed with innovative technology and deliver the same levels of performance, build quality and reliability as our large appliances.



Models shown are:
Iron TDA5070GB
Food processor MCM68861GB
Bagless vacuum cleaner BGS55ILGB.

Not just any old iron.

As you would expect from a top-of-the-range model, a Bosch iron is packed with labour-saving features. And the ergonomic design means it's not just more comfortable to use, but also doing the ironing is an effortless task.



Iron TDA5070GB




- Key features**
- Built in Anti'Calc system
 - Huge 200g/min steam shot and 50g/min steam output
 - CeraniumGlissée ceramic soleplate
 - Ergonomic design and precision tip

Glide through your ironing.

A powerful 3050W, Advanced Steam System with huge 200g/min steam shot smooths out any crease in an instant and means tackling your ironing pile has never been easier.

Designed with comfort in mind.

The soft touch handle with convenient thumb rest makes ironing both quick and comfortable. The ergonomically shaped big buttons ensure the iron does the hard work, not you.



The new steam revolution.

Our professional steam generators don't just look fantastic – they are some of the most powerful in the world, allowing you to speed through even the largest, toughest ironing piles.



Steam generator TDS4570GB




- Key features**
- Huge 290g/min steam shot
 - Automatic ironing function and Electronic Touch Control
 - SecureLock – easy carry
 - Advanced Calc'n'Clean
 - 6 bar pressure

Half the time, half the effort.

Save time and carefully look after all your clothes with AutomaticFunction, which means you don't have to change temperatures for different fabrics. The SecureLock system for carrying and auto shut-off gives additional peace of mind.

Ultimate power in your hands.

A high 6 bar pressure and 290g/min steam shot ensures incredibly fast ironing and, using the vertical steam function, makes it quick and simple to freshen up garments or iron curtains.



Powerful performance. Large capacity.

Large capacity, self-sealing hygiene dust bags and powerful motors give outstanding cleaning performance. Models with our revolutionary compressor motor also use up to 50% less energy than standard bagged models.



Bagged vacuum cleaner
BSGL5PETGB Power Animal




- Key features**
- HEPA and bionic filtration
 - Unique new turbo brush, perfect for pet hair pick-up
 - Adjustable floor tool for all floors
 - Large 4.5 litre capacity

Perfect for pet owners.

The unique new turbo brush makes picking up after your pets even easier, and keeps your furniture and upholstery pet hair free.

Keep your home clean and fresh.

HEPA and bionic filtration not only traps fine dust particles that can irritate hayfever and other allergy sufferers, but also reduces pet odours.



Incredibly powerful. Incredibly quiet.

Turning up the power doesn't mean you have to turn up the noise. This is the quietest bagless cylinder cleaner on the market* so you can use it anytime without disturbing anyone.



Bagless vacuum cleaner
BGS5SILGB Power Silence




- Key features**
- The quietest bagless cylinder cleaner on the market*
 - Powerful 1200W compressor motor
 - Incredibly quiet - 66 decibels**
 - Double HEPA filtration

Bag our new bagless.

Technology in our new range of bagless vacuum cleaners ensures that whichever model you choose, it will maintain its energy efficiency and vacuuming performance for life.

Superb performance and handling.

An innovative compressor motor saves energy without compromising performance. Enjoy extra, safer manoeuvrability thanks to four wheels and side air bumper.



*Independently tested against the top 10 best selling bagless cylinder cleaners, according to GfK Sales Data September 2011-August 2012. Test standard IEC 60704-2-1:2000. For more information on test results, please visit www.bosch-home.co.uk.
**66dB (re 1pW).

The only extra hand you'll need in the kitchen.

Our multi-functional, award-winning food mixers and processors are packed with innovative, labour-saving technology so you can chop, blend, shred, mix and whisk your way more quickly through any food preparation task.



Food processor
MCM68861GB brushed stainless steel

1250W

- Key features**
- Includes 10 accessories
 - Large 3.9 litre capacity
 - Brushed stainless steel finish
 - Variable speed + pulse
 - Serrated stainless steel "Supercut" blade

Food preparation made easy.

Power through any food preparation task with the 1250w motor and stay in control thanks to the variable speed settings.

One appliance, multiple uses.

With 10 accessories included and a 3.9 litre capacity, there's very little this versatile food processor can't handle.

Make every morning a good one.

With elegant designs and the latest heating technology, our range of Styline kettles and toasters help start every morning the right way. Variable controls ensure that whatever you're brewing or toasting, it is made to perfection every time.



As functional as it is stylish.

Four digital temperature settings and a 30-minute keep warm function ensure every drink tastes great. Save time and energy with rapid boil and one-cup heating.

Perfect toast every time.

Using a quartz glass element and mirror heating means heat is distributed evenly. Add in an electronic auto heat control and you've got consistent toasting every time.

Styline kettles
TWK8633GB black
TWK8631GB white




- Key features**
- TemperatureControl with four different settings for different drinks (100°C/90°C/80°C/70°C)
 - Eco Design allows user to boil as little as 1 cup (250ml) saving up to 66% energy
 - Keep Warm Function holds temperature for up to 30 minutes to save time
 - Rapid Boil

Styline toasters
TAT8613GB black
TAT8611GB white

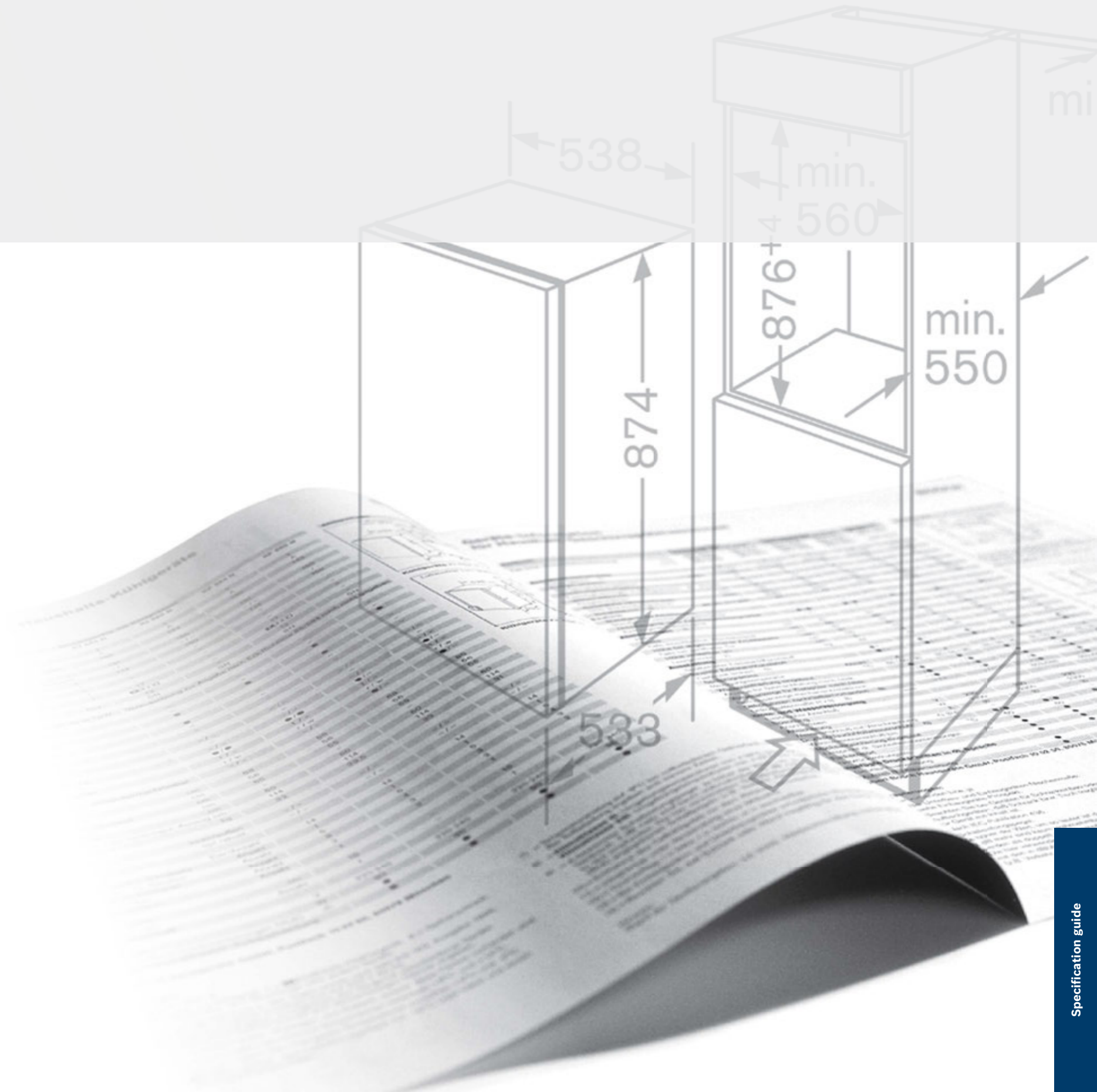


- Key features**
- Mirror Heating and Quartz glass elements for even heat distribution
 - Wide slots with auto bread centering for a variety of different bread sizes
 - Electronic Auto Heat Control Sensors for consistent browning
 - Built-in bun warmer



Product specification guide.

2013/2014



Washing machine specifications

WASHING MACHINES										
	Logixx				Exxxel				Classixx	
MODEL	WAS28840GB	WAS32760GB	WAS28761GB	WAS28780GB	WAQ28461GB	WAQ24461GB	WAQ28350GB	WAQ24365GB	WAE28369GB	WAE24369GB
PERFORMANCE										
Energy efficiency class	A+++	A+++	A+++	A+++	A+++	A+++	A+++	A+++	A+++	A+++
Capacity cotton (kg)	8.0	9.0	9.0	9.0	8.0	8.0	8.0	8.0	7.0	7.0
Maximum spin speed (rpm)	1400	1600	1400	1400	1400	1200	1400	1200	1400	1200
Moisture content % on dry load after max. spin	52	47	53	53	53	58	53	58	58	59
Washing performance class	A	A	A	A	A	A	A	A	A	A
Spin drying performance class	B	A	B	B	B	B	B	B	B	B
Energy consumption annual (kWh/annum)	189	196	196	196	179	179	179	179	165	165
Ø Energy consumption 40 °C cotton programme (partial load) kWh	0.63	0.63	0.63	0.63	0.71	0.71	0.71	0.71	0.63	0.63
Ø Energy consumption 60 °C cotton programme (full load) kWh	1.03	1.10	1.10	1.10	0.82	0.82	0.82	0.82	0.75	0.75
Ø Energy consumption 60 °C cotton programme (partial load) kWh	0.69	0.67	0.67	0.67	0.80	0.80	0.80	0.80	0.73	0.73
10% more economical than the standard value of 217kWh p.a.	-	•	•	•	-	-	-	-	-	-
Water consumption annual (l/annum)	10500	11300	11300	11300	8700	8700	8700	8700	10686	10686
Average washing time cotton 40C (partial load)	170	195	195	195	186	186	186	186	185	185
Average washing time cotton 60C (full load) (min)	205	225	225	225	196	196	196	196	215	215
Average washing time cotton 60C (partial load)	170	195	195	195	191	191	191	191	210	210
Power consumption in off-mode	0.10	0.10	0.10	0.10	0.10	0.10	0.10	0.10	0.20	0.20
Power consumption in left-on mode	2.2	2.15	2.15	2.15	1.49	1.49	1.49	1.49	1.90	1.90
Drum volume (l)	65	65	65	65	58	58	58	58	55	55
Noise level washing (dB(A) re 1 pW)	49	50	50	51	54	54	54	54	57	59
Noise level spinning (dB(A) re 1 pW)	71	74	73	72	76	76	76	76	77	77
PROGRAMMES/FUNCTIONS										
Standard Programmes										
Cottons	•	•	•	•	•	•	•	•	•	•
Easy-care programme	•	•	•	•	•	•	•	•	•	•
Wool programme	•	•	•	•	•	•	•	•	•	•
Delicates/Silk	•	•	•	•	•	•	•	•	•	•
Rinse	•	•	•	•	•	•	•	•	•	•
Spin	•	•	•	•	•	•	•	•	•	•
Empty	•	•	•	•	•	•	•	•	•	•
Specialist Programmes										
i-DOS detergent dosing system	•	-	-	-	-	-	-	-	-	-
Memory programmes	•	•	•	•	•	•	•	•	•	•
Auto stains removal	•	•	•	•	•	•	•	•	•	•
Super Quick 15	•	•	•	•	•	•	•	•	•	•
Sportswear	•	•	•	•	•	•	•	•	•	•
Allergy+	•	•	•	•	•	•	•	•	•	•
Sensitive	•	•	•	•	•	•	•	•	•	•
Dark Wash	•	•	•	•	•	•	•	•	•	•
Mixed Load	•	•	•	•	•	•	•	•	•	•
Jeans	•	•	•	•	•	•	•	•	•	•
Shirts and blouses	•	•	•	•	•	•	•	•	•	•
Down Wear	•	•	•	•	•	•	•	•	•	•
Options										
EcoPerfect	•	•	•	•	•	•	•	•	•	•
SpeedPerfect	•	•	•	•	•	•	•	•	•	•
Reduced Ironing	•	•	•	•	•	•	•	•	•	•
Aqua Plus/Extra Rinse	•/-	•/-	•/-	•/-	•/-	•/-	•/-	•/-	•/-	•/-
Pre Wash	•	•	•	•	•	•	•	•	•	•
Variable Temperature	•	•	•	•	•	•	•	•	•	•
Variable Spin	•	•	•	•	•	•	•	•	•	•
KEY FEATURES										
EcoSilence Drive	•	•	•	•	•	•	•	•	•	•
VarioPerfect	•	•	•	•	•	•	•	•	•	•
ActiveWater system	•	•	•	•	•	•	•	•	•	•
AntiVibration design	•	•	•	•	•	•	•	•	•	•
ADDITIONAL FEATURES										
SoftSurge Drum	•	•	•	•	•	•	•	•	•	•
Wave Drum	•	•	•	•	•	•	•	•	•	•
Time delay	24 hours	24 hours	24 hours	24 hours	24 hours	24 hours	24 hours	24 hours	24 hours	24 hours
Time remaining	•	•	•	•	•	•	•	•	•	•
Reload facility	•	•	•	•	•	•	•	•	•	•
Overdosage indication	•	•	•	•	•	•	•	•	•	•
Child lock	•	•	•	•	•	•	•	•	•	•
Self cleaning dispenser	•	•	•	•	•	•	•	•	•	•
Drum interior light	•	•	•	•	•	•	•	•	•	•
Safeguard monitoring system	•	•	•	•	•	•	•	•	•	•
Water protection system	AquaStop	Multiple water protection	Multiple water protection	Multiple water protection	Multiple water protection	Multiple water protection	Multiple water protection	Multiple water protection	Multiple water protection	Multiple water protection
Type of control	Electronic	Electronic	Electronic	Electronic	Electronic	Electronic	Electronic	Electronic	Electronic	Electronic
TECHNICAL INFORMATION										
Dimensions of the product (cm)	84.2 x 60.0 x 59.0	84.2 x 60.0 x 59.0	84.2 x 60.0 x 59.0	84.2 x 60.0 x 59.0	84.8 x 59.8 x 55.0	84.8 x 59.8 x 55.0	84.8 x 59.8 x 55.0	84.8 x 59.8 x 55.0	84.8 x 60.0 x 59.0	84.8 x 60.0 x 59.0
Height for building under (cm)	82.00	82.00	82.00	82.00	85.00	85.00	85.00	85.00	82.00	82.00
Depth with door open (90°)	99.00	99.00	99.00	99.00	101.80	101.80	101.80	101.80	99.00	99.00
Height-adjustable by	1.20	1.20	1.20	1.20	1.00	1.00	1.00	1.00	1.50	1.50
Appl depth incl wall distance	59	59	59	59	55	55	55	55	59	59
Length electrical supply cord (m)	175.0	175.0	175.0	175.0	160.0	160.0	160.0	160.0	160.0	160.0
Length of drain hose	150.00	150.00	150.00	150.00	150.00	150.00	150.00	150.00	150.00	150.00
Display	LCD	LCD	LCD	LCD	LED	LED	LED	LED	LED	LED
Cabinet colour	White	White	White	Black	White	White	White	Stainless Steel	White	White
Door colour	Alu look black grey	Alu look black grey	Alu look black grey	Alu look black grey	White black grey	White black grey	White	Silver inox	White	White
Door hinge	Left-hand	Left-hand	Left-hand	Left-hand	Left-hand	Left-hand	Left-hand	Left-hand	Left-hand	Left-hand
Removable top	•	•	•	•	•	•	•	•	•	•
EAN code	4242002708539	4242002753133	4242002758077	4242002768472	4242002708522	4242002711850	4242002708348	4242002761800	4242002759654	4242002753317
OPTIONAL ACCESSORIES										
Build under kit	WMZ20430	WMZ20430	WMZ20430	WMZ20430	-	-	-	-	WMZ2420	WMZ2420
Floor fixing kit	WMZ2200	WMZ2200	WMZ2200	WMZ2200	WMZ2200	WMZ2200	WMZ2200	WMZ2200	WMZ2200	WMZ2200
Extension to water inlet	WMZ2380	WMZ2380	WMZ2380	WMZ2380	WMZ2380	WMZ2380	WMZ2380	WMZ2380	WMZ2380	WMZ2380

• = Yes
- = No

Cottons 60+ ecoPerfect and Cottons 40/60+ ecoPerfect are the standard washing programmes to which the information in the label relates. These programmes are suitable to clean normally soiled cotton laundry and are the most efficient programmes in terms of combined energy and water consumption. Annual energy and water consumption based on 220 standard wash cycles.

Data valid in this table as of May 2013. Subject to modification without prior notice.

Tumble dryers and washer dryers specifications

WASHER DRYERS					
	Logixx	Exxxel	Silver Edition	Black Edition	Classixx
MODEL	WVH 28421GB	WVH 28360GB	WVH 28365GB	WVD 2452BGB	WVD 24460GB
PERFORMANCE AND CONSUMPTION					
Energy efficiency class	B	B	B	C	C
Capacity cotton (kg) washing	7.0	7.0	7.0	5.0	5.0
Capacity cotton (kg) drying	4.0	4.0	4.0	2.5	2.5
Maximum spin speed (rpm)	1400	1400	1400	1200	1200
Washing performance class	A	A	A	A	A
Energy consumption (wash and dry of full wash load) (kWh)	5.67	5.67	5.67	4.56	4.56
Energy consumption (wash only) (kWh)	1.19	1.22	1.22	0.90	0.90
Total annual energy consumption (Washing and drying 200 full loads) (kWh)	1134	1134	1134	912	912
Total annual energy consumption (Washing only 200 full loads) (kWh)	238	244	244	180	180
Water consumption (wash and dry full wash load) (l)	57	95	95	106	106
Total annual water consumption (Washing and drying 200 full loads) (l)	11400	19000	19000	21200	21200
Total annual water consumption (Washing only 200 full loads) (l)	10200	10800	10800	9000	9000
Average washing time cotton 60°C (full load) (min)	151	165	165	130	130
Drum volume (l)	56	56	56	42	42
Noise level washing (dB(A) re 1 pW)	54	52	52	62	62
Noise level spinning (dB(A) re 1 pW)	73	71	71	75	75
Noise level drying (93.5%) dB	62	57	57	60	60
PROGRAMMES					
Standard Programmes					
Cottons	•	•	•	•	•
Easy-care programme	•	•	•	•	•
Wool programme	•	•	•	•	•
Delicates / Silk	•	•	•	•	•
Intensive Dry	•	•	•	•	•
Gentle Dry	•	•	•	•	•
Rinse	•	•	•	•	•
Spin	•	•	•	•	•
Empty	•	•	•	•	•
Specialist Programmes					
Automatic drying programme	•	•	•	•	•
Super Quick 15	•	•	•	•	•
Wash and Dry 60 mins	•	•	•	•	•
Powerwash 60	•	•	•	•	•
Night Wash	•	•	•	•	•
Sportswear	•	•	•	•	•
Sensitive/Allergy+	•/•	•	•	•/•	•/•
Dark Wash	•	•	•	•	•
Mixed Load	•	•	•	•	•
Steam Refresh	•	•	•	•	•
Fluff Removal Programme	•	•	•	•	•
Options					
Wash Plus	•	•	•	•	•
Reduced Ironing	•	•	•	•	•
Aqua Plus/Rinse Plus	•/•	•/•	•/•	•/•	•/•
Pre wash	•	•	•	•	•
Variable Temperature	•	•	•	•	•
Variable Spin	•	•	•	•	•
Express Wash	•	•	•	•	•
KEY FEATURES					
AirCondensation technology	•	•	•	•	•
AutoDry function	•	•	•	•	•
Self cleaning condenser	•	•	•	•	•
ADDITIONAL FEATURES					
SoftSurge drum	•	•	•	•	•
Time delay	24 hours	24 hours	24 hours	24 hours	24 hours
Time remaining	•	•	•	•	•
Reload facility	•	•	•	•	•
Overdosage indication	•	•	•	•	•
Safeguard monitoring system	•	•	•	•	•
Noise insulation	•	•	•	•	•
Child safety lock	•	•	•	•	•
Water protection system	AquaSecure	Multiple water protection	Multiple water protection	Multiple water protection	Multiple water protection
Type of control	Electronic	Electronic	Electronic	Electronic	Electronic
TECHNICAL INFORMATION					
Dimensions of the product (cm)	84.2 x 60.0 x 59.0	85.0 x 60.0 x 59.0	85.0 x 60.0 x 59.0	86.0 x 60.0 x 56.0	86.0 x 60.0 x 56.0
Depth with open door 90 degree (cm)	97	108	108	97	97
Maximum adjustability feet (cm)	1.2	1.2	1.2	1.5	1.5
Length electrical supply cord (cm)	210.0	210.0	210.0	175.0	175.0
Display	LED	LED	LED	LCD	LED
Cabinet colour	White	White	Silver	Black	White
Door colour	Silver black	White black grey	Silver	Chrome	White
Door hinge	Left-hand</				

Dishwasher specifications

Dishwasher specifications

60CM DISHWASHERS

45CM DISHWASHERS

COMPACT DISHWASHERS

	Logixx	Exxxel	Classixx	Silver Edition	Black Edition	Classixx	Logixx	Exxxel	Classixx									
MODEL	SMS69L32GB	SMS65E38GB	SMS65E32GB	SMS58E22GB	SMS40C12GB	SMS40A08GB	SMS50T06GB	SMS40C02GB	SPS59L12GB	SPS53E12GB	SPS53E18GB	SPS40C12GB	SKS62E12EU	SKS51E01EU	SKS51E16EU	SKS51E18EU	SKS40E02GB	
Colour	White	Silver inox	White	White	White	Silver inox	Black	White	White	White	Silver inox	White	White	Red	Black	Silver Inox	White	
PERFORMANCE																		
Reference programme for measurements	Economy 50	Economy 50	Economy 50	Economy 50	Economy 50	Economy 50	Economy 50	Economy 50	Economy 50	Economy 50	Economy 50	Economy 50	Economy 50	Economy 50	Economy 50	Economy 50	Economy 50	
Energy efficiency class	A+	A++	A++	A++	A+	A+	A+	A+	A+	A+	A+	A+	A+	A+	A+	A+	A+	
Total annual energy consumption ¹	299 kWh	262	262	266	290	290	290	290	237	220	220	220	220	174	174	174	174	
Total annual water consumption ¹	2660 litres	1680	1680	2660	3360	3360	3360	3360	2520	2520	2520	3080	2100	2100	2100	2100	2100	
Energy consumption ²	1.05 kWh	0.92	0.92	0.93	1.02	1.02	1.02	1.02	0.84	0.78	0.78	0.78	0.62	0.62	0.62	0.62	0.62	
Water consumption ²	9.5 litres	6.0	6.0	9.5	12.0	12.0	12.0	12.0	9.0	9.0	9.0	11.0	7.5	7.5	7.5	7.5	7.5	
Number of place settings	14	13	13	14	12	12	12	12	10	9	9	9	6	6	6	6	6	
Cleaning performance class	A	A	A	A	A	A	A	A	A	A	A	A	A	A	A	A	A	
Drying efficiency class	A	A	A	A	A	A	A	A	A	A	A	A	A	A	A	A	B	
Noise level (dB(A) re 1 pW)	38	44	44	46	48	48	50	50	44	48	48	48	48	48	48	48	52	
Total cycle time of reference programme	195 min	185	185	195	195	195	195	195	170	170	170	170	180	180	180	180	180	
PROGRAMMES/ FUNCTIONS																		
Number of programmes	6	6	6	5	4	4	5	4	5	5	5	4	6	5	5	5	4	
Number of options	4	4	4	4	2	2	1	1	4	2	2	1	2	1	1	1	0	
Number of different wash temperatures	5	6	6	4	3	3	4	3	4	4	4	3	5	5	5	5	4	
List of programmes	Auto 65-75°C, Auto 45-65°C, Auto 35-45°C, Economy 50°C, Quick Wash 45°C, Pre Rinse	Intensive 70°C, Auto 45-65°C, Economy 50°C, Delicate 40°C, TurboSpeed 20 min, Pre Rinse	Intensive 70°C, Auto 45-65°C, Economy 50°C, Delicate 40°C, TurboSpeed 20 min, Pre Rinse	Intensive 70°C, Auto 45-65°C, Economy 50°C, Quick Wash 45°C, Pre Rinse	Intensive 70°C, Economy 50°C, Quick Wash 45°C, Pre Rinse	Intensive 70°C, Economy 50°C, Quick Wash 45°C, Pre Rinse	Intensive 70°C, Normal 65°C, Economy 50°C, Quick Wash 45°C, Pre Rinse	Normal 65°C, Economy 50°C, Quick Wash 45°C, Pre Rinse	Intensive 70°C, Auto 45-65°C, Economy 50°C, Quick Wash 45°C, Pre Rinse	Intensive 70°C, Auto 45-65°C, Economy 50°C, Quick Wash 45°C, Pre Rinse	Intensive 70°C, Auto 45-65°C, Economy 50°C, Quick Wash 45°C, Pre Rinse	Intensive 70°C, Auto 45-65°C, Economy 50°C, Quick Wash 45°C, Pre Rinse	Intensive 70°C, Economy 50°C, Quick Wash 45°C, Pre Rinse	Intensive 70°C, Auto 45-65°C, Economy 50°C, Delicate 40°C, Quick Wash 45°C, Pre Rinse	Intensive 70°C, Normal 65°C, Economy 50°C, Delicate 40°C, Quick Wash 45°C	Intensive 70°C, Normal 65°C, Economy 50°C, Delicate 40°C, Quick Wash 45°C	Intensive 70°C, Normal 65°C, Economy 50°C, Delicate 40°C, Quick Wash 45°C	Intensive 70°C, Normal 65°C, Economy 50°C, Delicate 40°C, Quick Wash 45°C
Additional special options	Intensive Zone, VarioSpeed Plus, HygienePlus, Extra Dry	Intensive Zone, VarioSpeed, Half Load, Extra Dry	Intensive Zone, VarioSpeed, Half Load, Extra Dry	Intensive Zone, VarioSpeed, Half Load, Extra Dry	VarioSpeed, Half Load	VarioSpeed, Half Load	VarioSpeed	Half Load	Intensive Zone, VarioSpeed, Extra Dry	Intensive Zone, VarioSpeed	Intensive Zone, VarioSpeed	VarioSpeed	VarioSpeed, Extra Dry	ExtraDry	ExtraDry	ExtraDry	-	
FLEXIBLE DESIGN ELEMENTS																		
VarioDrawer	VarioDrawer Plus	-	-	VarioDrawer	-	-	-	-	VarioDrawer	-	-	-	-	-	-	-	-	
Basket Description	VarioFlex Plus	VarioFlexPlus	VarioFlexPlus	VarioFlex	Vario	Vario	Vario	Vario	VarioFlex Plus	VarioFlex	VarioFlex	Vario	Vario	Vario	Vario	Vario	Vario	
Adjustable upper basket	3-stage Rackmatic™	3-stage Rackmatic™	3-stage Rackmatic™	3-stage Rackmatic™	3-stage Rackmatic™	3-stage Rackmatic™	3-stage Rackmatic™	3-stage Rackmatic™	3-stage Rackmatic™	3-stage Rackmatic™	3-stage Rackmatic™	Adjustable when empty	-	-	-	-	-	
Cup shelves upper/ lower baskets	2/2	2/2	2/2	-	2/-	2/-	2/-	2/-	1/1	2/-	2/-	1/-	2	2	2	2	2	
Largest loadable dish upper/ lower basket	21/30 cm	27/30	27/30	21/30	27/30	27/30	27/30	22/30	19/30	27/30	27/30	27/30	28	28	28	28	28	
INNOVATIONS AND TECHNOLOGY																		
Drying system	Heat exchanger	Heat exchanger	Heat exchanger	Heat exchanger	Residual heat	Residual heat	Residual heat	Residual heat	Heat exchanger	Heat exchanger	Heat exchanger	Heat exchanger	Residual heat	Residual heat	Residual heat	Residual heat	Residual heat	
Load Sensor	●	●	●	●	●	●	●	●	●	●	●	●	●	●	●	●	●	
AquaSensor	●	●	●	●	●	●	●	●	●	●	●	●	●	●	●	●	●	
Detergent aware	●	●	●	●	●	●	●	●	●	●	●	●	●	●	●	●	●	
DosageAssist	●	●	●	●	●	●	●	●	●	●	●	●	●	●	●	●	●	
DuoPower spray arm	-	-	-	-	-	-	-	-	●	●	●	●	-	-	-	-	-	
DESIGN FEATURES																		
Start delay time max	24 hours	24	24	24	24	24	24	24	24	24	24	9	24	-	-	-	-	
Flood protection system	AquaStop 24hr	Internal	Internal	Internal	Internal	Internal	Internal	Internal	AquaStop 24hr	AquaStop 24hr	AquaStop 24hr	AquaStop 24hr	Internal	Internal	Internal	Internal	Internal	
Time remaining indicator	●	●	●	●	●	●	●	●	●	●	●	-	●	-	-	-	-	
End of cycle indicator	Acoustic	-	-	-	-	-	-	-	-	-	-	-	-	-	-	-	-	
Salt light indicator	●	●	●	●	●	●	●	●	●	●	●	●	●	●	●	●	●	
Rinse aid light indicator	●	●	●	●	●	●	●	●	●	●	●	●	●	●	●	●	●	
Safety features	Door lock	Control panel lock, Door lock	Control panel lock, Door lock	Control panel lock, Door lock	Control panel lock, Door lock	Control panel lock, Door lock	Control panel lock, Door lock	Door lock	Control panel lock, Door lock	Control panel lock, Door lock	Control panel lock, Door lock	-	-	-	-	-	-	
Self cleaning filter system	●	●	●	●	●	●	●	●	●	●	●	●	●	●	●	●	●	
TECHNICAL SPECIFICATIONS																		
Maximum adjustability feet	2 cm	2	2	2	2	2	2	2	2	2	2	2	-	-	-	-	-	
Depth with open door 90 degree	115.5 cm	115.5	115.5	115.5	115.5	115.5	115.5	115.5	115.5	115.5	115.5	115.5	84.5	84.5	84.5	84.5	84.5	
Length electrical supply cord	170 cm	170	170	170	170	170	170	170	170	170	170	170	170	170	170	170	170	
Length inlet hose	140 cm	140	140	140	140	140	140	140	140	140	140	140	150	150	150	150	150	
Length outlet hose	170 cm	170	170	170	170	170	170	170	170	170	170	170	226	226	226	226	226	
Removable worktop	●	●	●	●	●	●	●	●	●	●	●	●	-	-	-	-	-	
Height of the product with worktop	84.5 cm	84.5	84.5	84.5	84.5	84.5	84.5	84.5	84.5	84.5	84.5	84.5	45	45	45	45	45	
Height of the product without worktop	81.5 cm	81.5	81.5	81.5	81.5	81.5	81.5	81.5	81.5	81.5	81.5	81.5	-	-	-	-	-	
Width of the product	60 cm	60	60	60	60	60	60	60	45	45	45	45	55.1	55.1	55.1	55.1	55.1	
Depth of the product	60 cm	60	60	60	60	60	60	60	45	60	60	60	50	50	50	50	50	
Net weight	61 kg	48	48	51	46	44	45	45	43	41	41	41	21	21	21	21	20	
Gross weight	62 kg	50	50	53	47	45	47	47	44	42	43	43	24	24	24	24	23	
Water softener ³	●	●	●	●	●	●	●	●	●	●	●	●	●	●	●	●	●	
Maximum accepted water hardness	DH 50°DH	50°DH	50°DH	50°DH	50°DH	50°DH	50°DH	50°DH	50°DH	50°DH	50°DH	35°DH	50°DH	35°DH	35°DH	35°DH	35°DH	
Maximum temperature for water intake	60 °C	60	60	60	60	60	60	60	60	60	60	60	60	25	25	25	25	
Included accessories	Large item spray head	Large item spray head	Large item spray head	Large item spray head	Large item spray head	Large item spray head	Large item spray head	Large item spray head	Large item spray head	Large item spray head	Large item spray head	Large item spray head	-	-	-	-	-	
Optional accessories (see below)	SGZ1010, SMZ5001, SMZ5002	SGZ1010, SMZ5001, SMZ5002	SGZ1010, SMZ5001, SMZ5002	SGZ1010, SMZ5001, SMZ5002	SMZ2014, SMZ5001, SMZ5002	SMZ2014, SMZ5001, SMZ5002	SMZ2014, SMZ5001, SMZ5002	SMZ2014, SMZ5001, SMZ5002	SGZ1010, SMZ5001, SMZ5002	SGZ1010, SMZ5001, SMZ5002	SGZ1010, SMZ5001, SMZ5002	SGZ1010, SMZ5001, SMZ5002	SGZ1010, SGZ3003, SZ73100	SGZ1010, SGZ3003, SMZ5545	SGZ1010, SGZ3003, SMZ5545	SGZ1010, SGZ3003, SMZ5545	SGZ1010, SGZ3003, SMZ5545	
EAN code	4242002751825	4242002751849	4242002751832	4242002751856	4242002707945	4242002642055	4242002707938	4242002642062	4242002671208	4242002670928	4242002670911	4242002670935	4242002762425	4242002760681	4242002760674	4242002760667	4242002525440	

● = Yes
- = No

Key to accessories: **SGZ1010:** Aquastop extension, **SGZ3003:** Silver polishing cassette, **SMZ5001:** Bottle and small parts holders, **SMZ5002:** Silver polishing cassette, **SMZ5100:** Adjustable cutlery basket.
¹Based on 280 standard cleaning cycles using cold water fill, including consumption of the standby mode.
²The consumption per cleaning cycle of the "Eco 50" programme using cold water fill.
³We would recommend our dishwashers are connected to the mains water supply where possible. However, they may also be connected to an external water softener as long as the water softener produces softened water of less than 1.1 mmol/litre (7.0°e) and the water softener in the appliance is turned off. Please contact product advice for further information.

Key to accessories: **SGZ1010:** Aquastop extension, **SGZ3003:** Silver polishing cassette, **SMZ5001:** Bottle and small parts holders, **SMZ5002:** Silver polishing cassette, **SMZ5100:** Adjustable cutlery basket.
¹Based on 280 standard cleaning cycles using cold water fill, including consumption of the standby mode.
²The consumption per cleaning cycle of the "Eco 50" programme using cold water fill.
³We would recommend our dishwashers are connected to the mains water supply where possible. However, they may also be connected to an external water softener as long as the water softener produces softened water of less than 1.1 mmol/litre (7.0°e) and the water softener in the appliance is turned off. Please contact product advice for further information.

Water pressure required: 0.5-10 Bar. Flow rate: 10 litres per minute. Inlet valve connected directly to ¾" screwed joint.
All models comply with COMMISSION REGULATION (EC) No 1275/2008 with regard to ecodesign requirements for standby and off mode electric power consumption.
Data valid in this table as of May 2013. Subject to modification without prior notice.

Fridge freezer specifications

FRIDGE FREEZERS

MODEL	Logixx					Exxcel					Classixx											
	49AW24G	39X140	39XC30	34XL30G	34XW30G	36VW31G	34VL30G	34VW30G	34VB20G	34VL20G	34VW20G	49AW30G	36AW40G	39VW31G	36VL30G	36VB30G	36VD30S	36VE30S	36VH30S	36VL31G	36VW31G	
PERFORMANCE AND CONSUMPTION																						
Energy efficiency class	A+	A++	A++	A++	A++	A++	A++	A++	A+	A+	A+	A++	A++	A++	A++	A++	A++	A++	A++	A++	A++	
Energy consumption annual kWh/annum	329	179	268	262	262	239	244	244	295	295	295	255	149	238	227	227	227	227	227	227	227	
Total unit net capacity	389	355	355	305	305	319	304	304	280	280	280	413	304	344	309	309	309	309	309	309	309	
Refrigerator net capacity	307	269	269	200	200	233	199	199	186	186	186	301	215	250	215	215	215	215	215	215	215	
Freezer net capacity	82	86	86	105	105	86	105	105	94	94	94	112	89	94	94	94	94	94	94	94	94	
Noise level (dB(A) re 1 pW)	43	39	42	42	42	42	42	42	42	42	42	39	38	39	39	39	39	39	39	39	39	
DESIGN FEATURES																						
Main colour of product	White	Inox-easyclean	Cast Iron	Inox-look	White	White	Inox-look	White	black	Inox-look	White	White	White	White	Inox-look	Black	Satin brown	Stone grey	Lime green	Inox-look	White	
Door handle type	Vertical bar handle	Vertical bar handle	Cast Iron handle	Vertical bar handle	Vertical bar handle	Integrated vertical handle	Integrated vertical handle	Integrated vertical handle	Vertical bar handle	Vertical bar handle	Vertical bar handle	Vertical bar handle	Vertical bar handle	Integrated vertical handle	Integrated vertical handle	Integrated vertical handle	Integrated vertical handle	Integrated vertical handle	Integrated vertical handle	Integrated vertical handle	Integrated vertical handle	
Colour / Material body	White	Chrome Inox-metallic	Chrome Inox-metallic	Inox-look	White	White	Chrome Inox-metallic	White	Black	Chrome Inox-metallic	White	White	White	White	Chrome Inox-metallic	Chrome Inox-metallic	Chrome Inox-metallic	Chrome Inox-metallic	Chrome Inox-metallic	Chrome Inox-metallic	White	
Colour / Material door	White	Inox-easyclean	Cast Iron	Inox-look	White	White	Inox-look	White	Black	Inox-look	White	White	White	White	Inox-look	Black	Satin brown	Stone grey	Lime green	Inox-look	White	
Placement of temperature control	Exterior	Exterior	Exterior	Exterior	Exterior	-	-	-	-	-	-	-	-	Interior	Interior	Interior	Interior	Interior	Interior	Interior	Interior	
Door hinges position	Right reversible	Right reversible	Right reversible	Right reversible	Right reversible	Right reversible	Right reversible	Right reversible	Right reversible	Right reversible	Right reversible	Right reversible	Right reversible	Right reversible	Right reversible	Right reversible	Right reversible	Right reversible	Right reversible	Right reversible	Right reversible	
Cooling circuits	2	2	2	2	2	2	2	2	2	2	2	2	2	1	1	1	1	1	1	1	1	
Compressors	1	1	1	1	1	1	1	1	1	1	1	1	1	1	1	1	1	1	1	1	1	
Evaporators	-	-	-	-	-	-	-	-	-	-	-	2	2	2	2	2	2	2	2	2	2	
Temperature zones fridge	1	2	2	2	2	1	1	1	1	1	1	1	1	1	1	1	1	1	1	1	1	
Temperature display fridge	Exterior digital	Exterior digital	Exterior digital	Exterior digital	Exterior digital	none	none	none	No temperature indication	No temperature indication	No temperature indication	LED	LED	Interior analogue	Interior analogue	Interior analogue	Interior analogue	Interior analogue	Interior analogue	Interior analogue	Interior analogue	
Electronic display	2 x LED	LED	LED	LED	LED	LED	LED	LED	LED	LED	LED	2 X LED	2 X LED	LED	LED	LED	LED	LED	LED	LED	LED	
FOOD FRESHNESS SYSTEM																						
Food preservation containers	HydroFresh/Chiller Box	Chiller Box/Chiller Box	Chiller Box/Chiller Box	Chiller Box/Chiller Box	Chiller Box/Chiller Box	Chiller Box/Chiller Box	Chiller Box/Chiller Box	Chiller Box/Chiller Box	Crisper Box	Crisper Box	Crisper Box	Chiller Box/Chiller Box	Chiller Box/Chiller Box	Crisper Box	Crisper Box	Crisper Box	Crisper Box	Crisper Box	Crisper Box	Crisper Box	Crisper Box	
MultiAirflow system	●	●	●	●	●	●	●	●	●	●	●	-	-	-	-	-	-	-	-	-	-	
KEY FEATURES - FRIDGE SECTION																						
Thermometer fridge section	Digital	Analog	Analog	Analog	Analog	None	None	None	-	-	-	Digital	Digital	Analog	Analog	Analog	Analog	Analog	Analog	Analog	Analog	
Range of temperature °C	4-8	0, 4-8	0, 4-8	0, 4-8	0, 4-8	4-8	4-8	4-8	4-8	4-8	4-8	4-8	4-8	4-8	4-8	4-8	4-8	4-8	4-8	4-8	4-8	
Fast supercool switch	●	●	●	●	●	●	●	●	●	●	●	●	●	●	●	●	●	●	●	●	●	
Shelves for Bottles	●	●	●	●	●	●	●	●	●	●	●	●	●	●	●	●	●	●	●	●	●	
Glass safety shelves in fridge compartment	4	5	5	4	4	4	4	4	4	4	4	5	4	5	4	4	4	4	4	4	4	
Adjustable shelves in fridge compartment	3	3	3	2	2	2	2	2	3	3	3	3	2	4	3	3	3	3	3	3	3	
Flexishelf for additional storage	-	-	-	-	-	-	-	-	-	-	-	●	●	-	-	-	-	-	-	-	-	
Egg racks	3	1	1	1	1	1	1	1	1	1	1	1	1	1	1	1	1	1	1	1	1	
Shelves in door	4	4	4	3	3	3	3	3	3	3	3	4	3	4	3	3	3	3	3	3	3	
2.5 litre Water tank with Brita filter	-	-	-	-	-	-	-	-	-	-	-	-	-	-	●	●	●	●	●	●	●	
Light	●	●	●	●	●	●	●	●	●	●	●	●	●	●	●	●	●	●	●	●	●	
Door bins in fridge	2	2	2	1	1	2	2	2	2	2	2	2	1	2	1	2	2	2	1	1	1	
EasyLift flexible shelf in door	-	-	-	-	-	-	-	-	-	-	-	●	●	-	-	-	-	-	-	-	-	
KEY FEATURES - FREEZER SECTION																						
Freezer drawers	3	3	3	3	3	3	3	3	3	3	3	3	3	3	3	3	3	3	3	3	3	
Freezer flaps	0	0	0	0	0	0	0	0	0	0	0	0	0	0	0	0	0	0	0	0	0	
Thermometer in freezer section	Digital	No	No	No	No	Analog	Analog	Analog	Digital	Digital	Digital	Digital	Digital	23	23	23	23	23	23	23	23	
Storage period in power failure	16	17	16	16	16	16	16	14	14	14	14	44	35	-	-	-	-	-	-	-	-	
Door bins in freezer	1	0	0	0	0	0	0	0	1	1	1	-	-	-	-	-	-	-	-	-	-	
NoFrost system	Full	Full	Full	Full	Full	Full	Full	Full	Full	Full	Full	LowFrost	LowFrost	LowFrost	LowFrost	LowFrost	LowFrost	LowFrost	LowFrost	LowFrost	LowFrost	
Defrost process freezer section	NoFrost	NoFrost	NoFrost	NoFrost	NoFrost	NoFrost	NoFrost	NoFrost	NoFrost	NoFrost	NoFrost	Manual	Manual	Manual	Manual	Manual	Manual	Manual	Manual	Manual	Manual	
Thaw water drainage system for LowFrost	-	-	-	-	-	-	-	-	-	-	-	●	●	●	●	●	●	●	●	●	●	
Door opened indicator freezer	●	●	●	●	●	●	●	●	●	●	●	●	●	●	●	●	●	●	●	●	●	
Fast Superfreeze switch	●	●	●	●	●	●	●	●	●	●	●	●	●	●	●	●	●	●	●	●	●	
FUNCTIONS																						
Warning signal / malfunction	Visual and audible	Visual and audible	Visual and audible	Visual and audible	Visual and audible	Visual and audible	Visual and audible	Visual and audible	No signal	No signal	No signal	Visual and audible	Visual and audible	-	-	-	-	-	-	-	-	
DIMENSIONS AND INSTALLATION																						
Climate class	SN-T	SN-T	SN-T	SN-T	SN-T	SN-T	SN-T	SN-T	SN-T	SN-T	SN-T	SN-T	SN-T	SN-T	SN-T	SN-T	SN-T	SN-T	SN-T	SN-T	SN-T	
Connection Rating	W 150	160	160	160	160	160	160	160	120	120	120	120	160	125	125	125	125	125	125	125	125	
Current	A 10	10	10	10	10	10	10	10	10	10	10	10	10	10	10	10	10	10	10	10	10	
Voltage	V 220-240	220-240	220-240	220-240	220-240	220-240	220-240	220-240	220-240	220-240	220-240	220-240	220-240	220-240	220-240	220-240	220-240	220-240	220-240	220-240	220-240	
Frequency	Hz 50	50	50	50	50	50	50	50	50	50	50	50	50	50	50	50	50	50	50	50	50	
Length electrical supply cord	mm 2400	2400	2400	2400	2400	2400	2400	2400	2400	2400	2400	2400	2400	2400	2400	2400	2400	2400	2400	2400	2400	
Height of the product	mm 2000	2010	2010	1860	1860	1860	1860	1860	1850	1850	1850	2010	1860	2010	1860	1860	1860	1860	1860	1860	1860	
Width of the product	mm 700	600	600	600	600	600	600	600	600	600	700	600	600	600	600	600	600	600	600	600	600	
Depth of the product	620	650	650	650	650	650	650	650	650	650	650	650	650	650	650	650	650	650	650	650	650	
Depth with open door 90 degree mm	1280								1170	1170												
Included accessories	2 x ice packs, 1 x berry tray, 1 x egg tray, 2 x egg tray, 2 x ice cube tray	1 x berry tray, 1 x egg tray, 1 x ice cube tray	1 x berry tray, 1 x egg tray, 1 x ice cube tray	1 x berry tray, 1 x egg tray, 1 x ice cube tray	1 x berry tray, 1 x egg tray, 1 x ice cube tray	1 x berry tray, 1 x egg tray, 1 x ice cube tray	1 x berry tray, 1 x egg tray, 1 x ice cube tray	1 x berry tray, 1 x egg tray, 1 x ice cube tray	1 x berry tray, 1 x egg tray, 1 x ice cube tray	1 x egg tray, 1 x ice cube tray	1 x egg tray, 1 x ice cube tray	1 x egg tray, 1 x ice cube tray	2 x ice packs, 1 x egg tray, 1 x ice cube tray	2 x ice packs, 1 x egg tray, 1 x ice cube tray	1 x egg tray, 1 x ice cube tray	1 x egg tray, 1 x ice cube tray	1 x egg tray, 1 x ice cube tray	1 x egg tray, 1 x ice cube tray	1 x egg tray, 1 x ice cube tray	1 x egg tray, 1 x ice cube tray	1 x egg tray, 1 x ice cube tray	
EAN code	4242002703589	4242002706306	4242002706269	4242002725383	4242002725376	4242002741291	4242002725345	4242002725338	4242002709277	4242002709260	4242002709284	4242002710174	4242002711126		4242002710211	4242002734651	4242002750019	4242002765648	4242002765655	4242002767581	4242002710198	4242002710181

AMERICAN STYLE

MODEL	Exxcel		Classixx	
	KAD 62V40GB	KAN 62V41GB	KAN 58A55GB	
PERFORMANCE AND CONSUMPTION				
Energy efficiency class	A+	A+	A+	
Annual energy consumption kWh	455	497	447	
Total unit net capacity litres	562	604	501	
Refrigerator net capacity litres	385	385	346	
Freezer net capacity litres	177	219	155	
Noise level dB (re 1pW)	44	44	45	
DESIGN FEATURES				
Main colour of product	Inox-look	Inox-look	Black	
Door handle type	Integrated vertical handle	Integrated vertical handle	Integrated vertical handle	
Colour of sides	Chrome inox-metallic	Chrome inox-metallic	Black	
Type of handle	Vertical bar handle	Vertical bar handle	Vertical bar handle	
Door hinge	Left and right	Left and right	Left and right	
Number of compressors	1	1	1	
Number of cooling circuits	2	2	1	
Number of evaporators	2	2	1	
FOOD FRESHNESS SYSTEMS				
Range of temperatures °C	4-8	4-8	4-8	
Humidity control drawer	●	-	-	
Anti Bacterial	●	●	-	
Food preservation containers	CoolBox	CoolBox	CoolBox	

Download a copy of our
built-in catalogue online at
www.bosch-home.co.uk
or call **0844 8929023**



Contact Bosch Customer Service

To arrange an engineer visit, obtain
product advice or order replacement
spare parts or accessories visit
www.bosch-home.co.uk or call
0844 892 8979

Republic of Ireland customers
should visit www.bosch-home.ie
to arrange an engineer's visit,
www.bosch-eshop.ie for spare
parts and accessories or call
01450 2655

Follow us on:



Bosch Home UK



@BoschHomeUK

Bosch

Grand Union House
Old Wolverton Road, Wolverton
Milton Keynes MK12 5PT
www.bosch-home.co.uk

Origo (Republic of Ireland)

Magna Drive, Magna Business Park
City West, Dublin 24
Tel: (0)1 4666700 Fax: (0)1 4666706
www.origo.ie
www.bosch-home.ie

UK Calls provided by a UK BT Landline will be charged at up to 3 pence per minute. A Call Set-Up Fee of up to 6 pence per call applies to calls from residential lines. Mobile and other providers' costs may vary. See www.bt.com/pricing for details.

Disclaimer: This brochure is current as from the publication date and supersedes all previous brochures for these products. This brochure should not be regarded as an infallible guide nor as an offer for sale of any particular product. Whilst BSH Home Appliances Ltd believes that all information contained within this brochure is correct at the time of going to print, no representation or warranty, express or implied, is or will be made and no responsibility or liability is or will be accepted by BSH Home Appliances Ltd in relation to the accuracy or completeness of this information and any liability is expressly disclaimed. To the extent permitted by law, BSH Home Appliances Ltd expressly excludes: i) all conditions, warranties and other terms which might otherwise be implied by statute, common law or the law of equity and ii) any liability for any direct, indirect or consequential loss or damage (including, without limitation, damages for loss of business or loss of profits) arising in contract, tort or otherwise from the use of or reliance on any information contained within this brochure or from any action or decision taken as a result of such use or reliance. BSH Home Appliances Ltd reserves the right to modify technical data and all other information contained within this brochure without notice. All rights reserved. No part of this publication may be reproduced in any form or without the prior written permission of BSH Home Appliances Ltd. All colour variations are due to the limitations of the printing process. This brochure is printed on environment-friendly chlorine-free bleached paper.

April 2013

