

Hello Everyone,

I hope you're all keeping well and are feeling rested and refreshed after Wellness Week.

This week we are asking you to try out the interactive version of Bua na Cainte as it is a tool we usually use in class. There are lots of fun activities on it which will help with learning the new vocabulary and you will be able to listen to the poem/stories we give you.

For Parents: We have given instructions on how to download Bua na Cainte below. It takes a few goes to get used to it but your child will be very familiar with it from class and should be able to help you navigate through it. They usually really enjoy these activities & it gives them time away from written work. It's quite a large file (1.3GB) & can take a while to download so bare this in mind.

We will be asking for recordings of your reading in English during the week. We have included some instructions on how to do this. Recording is a great opportunity to listen and focus on aspects of your reading you can improve on. We've tried to make a general video with instructions on how to send a voice recording for anyone that is unsure. <https://youtu.be/v9JjSN1tgE8>

Have a great week! We look forward to seeing some of your work in the next couple of days.

Kind regards,

Ms. Kearney, Mr. Gleeson, Ms. Gibson & Ms. Mitchell

Timetable for the Week

Monday

Maths: Mental Maths: Week 31 pg. 92

Busy at Maths: Watch this video on quadrilaterals
<https://www.youtube.com/watch?v=D37lgOSY6w0>. Then complete page 65.

English: Read 'The Lady of Stavoren' and answer part A.

At least 15 minutes reading a book of your choice and write the summary sentences in copy.

Gaeilge: Rewrite the poem "An Seanchiteal" into your copy & draw a picture. Read & begin learning the new vocabulary from the box.

SPHE: 5 minutes meditation

Science: Complete experiment.

Music: This week we have a new Irish song called 'Tóg mo lámh'. It is 'Take My Hand' by Picture This. You may recognise it. We are going to sing the first verse and the chorus.

Have a listen 2 or 3 times today. <https://www.youtube.com/watch?v=CHs-1v1A0ww>

Tuesday

PE: The Body Coach will be doing a live workout each day at 9.00 a.m.

Maths: Mental Maths: Tuesday Page 92

Busy at Maths: Complete p. 66

English: Reading Zone part B.

Read the poem “We are running out of toilet paper” & record yourself reading it.

At least 15 minutes reading a book of your choice and write the summary sentences in copy.

Gaeilge: Answer the questions in your copy on Page 154 after listening to the words online. Spend 10-15 minutes on Bua na Cainte playing games from the chapter Sa Bhaile.

SPHE: 5 minutes meditation

Geography: Fill in as many counties as you can on the blank map below. Or you can try this counties quiz instead if you have access to a device. <https://online.seterra.com/en/vgp/3150>

Music: <https://www.youtube.com/watch?v=CHs-1v1A0ww> Listen 2 more times today, this time read the lyrics along with it. They are attached at the bottom of this document.

Wednesday

PE: The Body Coach will be doing a live workout each day at 9.00 a.m.

Maths: Mental Maths Wednesday Page 93

Watch this video on triangles <https://www.youtube.com/watch?v=1k0G-Y41jRA>

Busy at Maths: Complete p. 67

English:

Reading Zone part C.

Read the poem again “We are running out of toilet paper” & record yourself reading it but this time try to use intonation to make it more interesting.

At least 15 minutes reading a book of your choice and write the summary sentences in copy.

Complete 4 lines of handwriting.

Gaeilge: Read page 149 after listening to the pronunciation of the words. Record yourself & see how well you are reading & try again to improve. Spend 15 minutes on activities from Sa Bhaile chapter in the interactive version of Bua na Cainte.

Music: Have another listen and see if you can sing along, <https://www.youtube.com/watch?v=CHs-1v1A0ww>.

SPHE: 5 minutes meditation

Thursday

PE: The Body Coach will be doing a live workout each day at 9.00 a.m.

Maths: Mental Maths: Thursday Page 93

Problem of the Week

English: Reading Zone part D.

At least 15 minutes reading a book of your choice and write the summary sentences in copy.

Complete 4 lines of handwriting.

Gaeilge: Rewrite vocabulary in your copy & try to remember their spelling & meanings.

S.P.H.E.: 5 minutes meditation

Music: Tóg Mo Lámh <https://www.youtube.com/watch?v=CHs-1v1A0ww>

Friday

PE: The Body Coach will be doing a live workout each day at 9.00 a.m.

Maths: Mental Maths: Friday page 94

Busy at Maths: Complete page 68

English: Reading Zone part E

At least 15 minutes reading a book of your choice and write the summary sentences in copy.

Finish handwriting page.

Gaeilge: www.cula4.com Watch a programme on the player or play a game for 15 minutes.

Art: Create your castle out of cardboard or any recycled materials you have at home.

Music: Tóg Mo Lámh song again twice. Can you sing along a little better??

SPHE: 5 minutes meditation

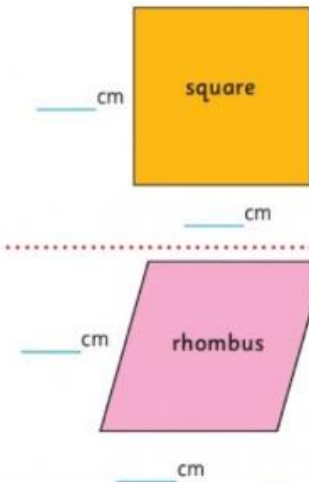
Maths:

Mental Maths: Complete **Week 31**. Don't forget the problem solving

Busy at Maths: This week we are doing 2D shapes.

Chapter 12: 2-D shapes

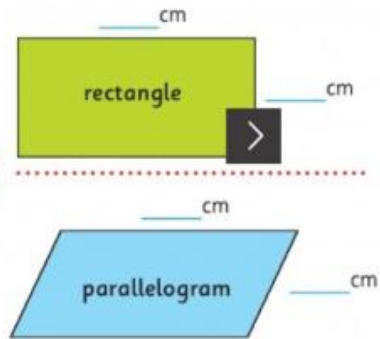
1. Measure the length of each side. Answer the questions true or false .




- (a) Both shapes have 4 straight sides.
- (b) All the sides of the square are the same length.
- (c) The sides of a rhombus are not all the same length.
- (d) A rhombus looks like a diamond.
- (e) A square has only one set of parallel lines.
- (f) A rhombus is a square pulled out of shape.
- (g) Opposite sides of a rhombus are parallel.
- (h) A square has 4 right angles.
- (i) A rhombus has 4 right angles.

2. Measure the length of each side. Answer the questions true or false .

- (a) A parallelogram has a curved side.
- (b) Both shapes have 2 long and 2 short sides.
- (c) A rectangle has 4 right angles.
- (d) A parallelogram is a square pulled out of shape.
- (e) A parallelogram has 4 acute angles.
- (f) Opposite sides of a parallelogram are parallel.
- (g) Opposite sides of a rectangle are parallel.
- (h) A parallelogram is a rectangle pulled out of shape.

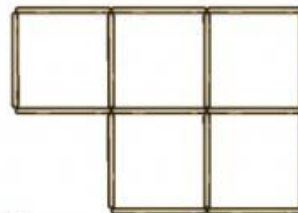


3.  A parallelogram has 4 straight sides. The opposite sides are parallel.

Answer: **yes** or **no**.

- (a) Is a square a parallelogram?
- (b) Is a rhombus a parallelogram?

4. Make this pattern with lollipop sticks.



- (a) How many squares do you see?
- (b) Remove 2 sticks to make 4 squares.

Challenge Every rectangle is a parallelogram. Is every parallelogram a rectangle?

2-D shapes – Pentagon and octagon

1. This is a regular pentagon.



- (a) It has ___ sides.
- (b) It has ___ angles.
- (c) All the angles are _____.
- (d) It has ___ pairs of parallel sides.

The prefix 'pent' means five.



2. This is a regular octagon.

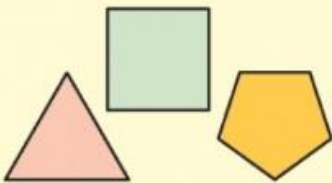
- (a) It has ___ sides.
- (b) It has ___ angles.
- (c) All angles are _____.
- (d) It has ___ pairs of parallel sides.



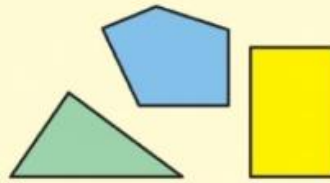
The prefix 'oct' means eight. When the calendar was first created, October was the eighth month.



Regular shapes have equal sides and equal angles.



Irregular shapes have sides of different lengths.



Shape	Number of sides
Triangle	3
Pentagon	5
Hexagon	6
Octagon	8

3. Write the name of each 2-D shape found in these 3-D shapes.

(a)



(b)



(c)



(d)



(e)



(f)



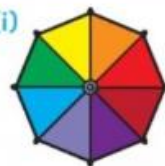
(g)



(h)



(i)

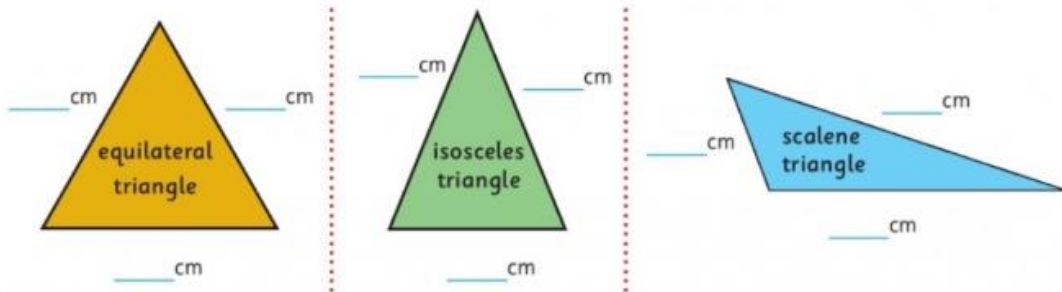


(j)



2-D shapes – Triangles

1. Measure the length of each side of these triangles.



2. Using the above information, fill in the blanks.

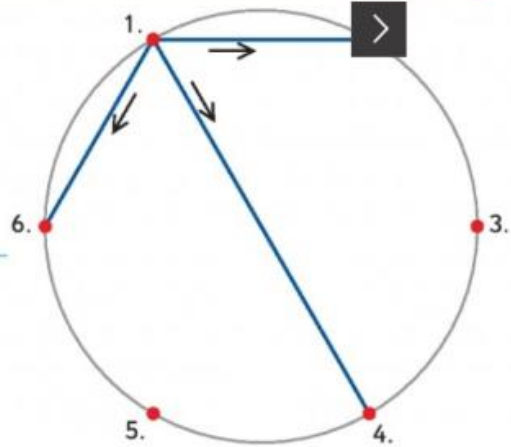
- An _____ triangle has 3 equal sides.
- A _____ triangle has no equal sides.
- An _____ triangle has 2 sides of equal length.
- All triangles have ___ straight sides.
- The above _____ triangle has an obtuse angle.

3.

- Join each dot to:
- the numbers beside it and
 - the number opposite it.



- What outline shape did you draw? _____
- How many triangles did you draw? _____
- What type of triangles are they? _____



4.



Be careful!

Puzzle:

How many triangles can you see between the red lines on the side of this glass building?


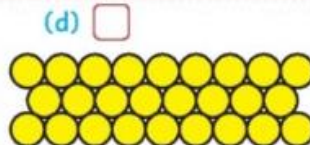
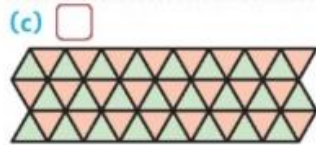
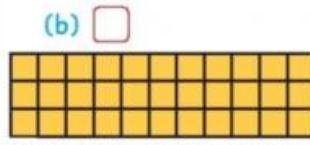
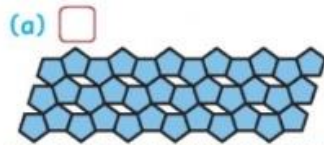
5. Draw a scalene triangle.



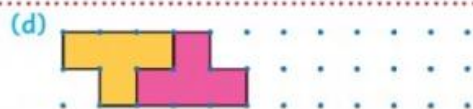
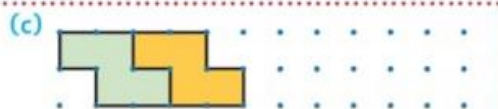
2-D shapes – Tessellating shapes

1. Do these shapes tessellate? Tick true or false .

Tessellating shapes can make patterns without leaving any gaps.



2. Continue these tessellating patterns.



This is an aerial view of Fun Zone.



3. What 2-D shape outline has...

- (a) The Bouncy Castle? _____
- (b) The Bumper Car Zone? _____
- (c) $\frac{1}{2}$ the football pitch? _____
- (d) The Ball Pool? _____
- (e) The Bowling Lane? _____
- (f) The shape in the centre of the football pitch? _____

4. Each path is made up of a different shaped tile. Complete the grid.

Path	Shape	Does it tessellate?
(a) green	parallelogram	<input checked="" type="checkbox"/>
(b) blue		
(c) orange		
(d) yellow	rhombus	
(e) pink		

Problem of the Week:

Nice or Nasty for Two

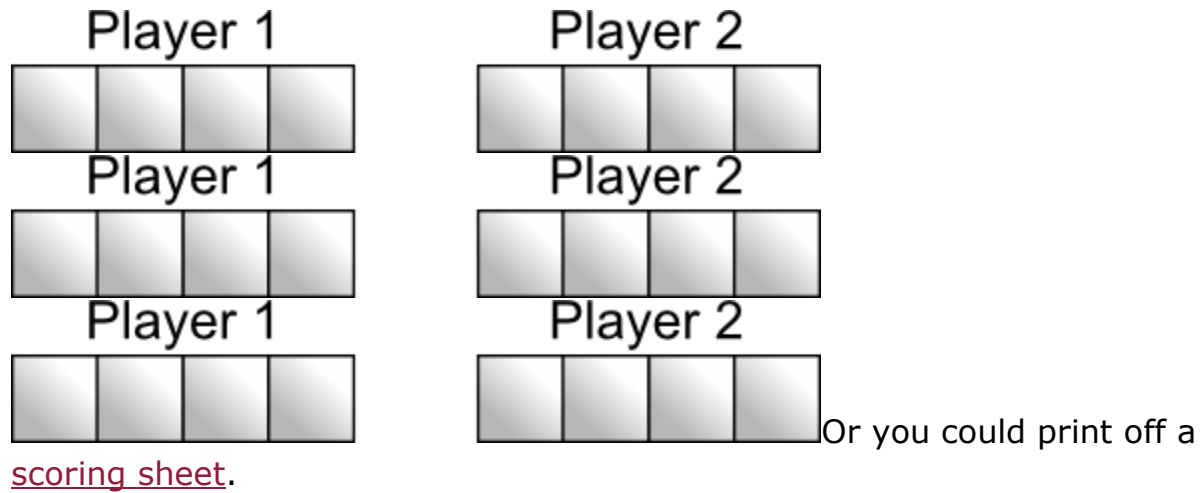
Here's a game to play with an adult!

How do you play?

You'll need an adult to play with.

You'll also need a 1 to 6 dice, or even a 0 to 9 dice if you have one. You could use a spinner instead of a dice. (You might like to use our [interactive dice/spinner](#).) <- (Click the purple settings cog to change the dice to 0-9)

Each of you draw a set of four boxes like this:



Game 1

Take turns with the adult to roll the dice and decide which of your four boxes to fill. Do this four times each until all your boxes are full. Read the four digits as a whole number.

Whoever has the larger four-digit number wins.

There are two possible scoring systems:

- A point for a win. The first person to reach 10 wins the game
- Work out the difference between the two four-digit numbers after each round.

The winner keeps this score. First to 10000 wins.

English:

Reading: Reading Zone: Read “The Lady of Stavoren” Unit 29 Pg.119-121 & complete questions on Pg. 117, 118 Part A-E in your copy.

If you have difficulty seeing the story below, you can set up an account at www.folens.ie and follow the instructions to set up an account for free. Then search for Reading Zone 4th class where you will find the comprehension below from Pg. 122 –123

The Lady of Stavoren

On the coast of the Netherlands stands the very small town of Stavoren. It was once a major trading port in Europe. Stavoren used to be a large and very prosperous city. Ships travelled from its harbour to countries all over the world and the **commerce** brought great wealth to the merchants.

At this time, a rich widow lived in Stavoren. Her husband had been a very successful merchant and when he died, he left her a thriving business. She was the owner of a large fleet of trading ships. Each year, the business **flourished** even more, making her richer.

The widow lived in the finest house in Stavoren and owned the most beautiful treasures. To show off her wealth, she held **extravagant** dinner parties and invited only the richest people, hoping to prove that she was better than any of them.



Despite her great wealth, however, she was never satisfied. Rarely would she be seen with a smile on her face. Instead, she scowled and complained, looking utterly miserable. People thought she was **extremely** greedy and ungrateful.

One day, she sent for the best sea captain that she knew and spoke to him.

"I wish to hire you," she said, "I have an important task for you."

"At your service, my lady. What can I do for you?" responded the captain.

"I believe you set sail on a long journey tomorrow. Bring me back the most precious thing in the world."

The captain was puzzled by this request.



“What might that be?” he asked.

“That is for you to find out,” replied the widow. “Whatever it is, I shall be waiting for it.”

The captain departed, still **mystified** by this strange demand. He decided, however, that he would search carefully on his travels for the most precious thing in the world.

Weeks passed and the widow waited eagerly for the sea captain to return. Each day, she would gaze out at the sea, hoping to see the captain’s ship on the horizon. Then one fine Saturday afternoon, as she made her way down to the harbour, she spotted the ship in the distance. She ran excitedly to the dock and watched **impatiently** as the ship **anchored**.

“Have you brought me the most precious thing in the world?” she asked the sea captain when he **disembarked**.

“Yes, indeed I have,” he answered.

“Follow me on deck and I will show you.”

Thrilled on hearing this and more than a little curious, she hurried up the gangway onto the ship.

“There,” announced the captain, pointing. “A shipload of wheat. Food to feed the hungry. That is the most precious thing in the whole world.”

“What?” screamed the widow in a furious temper. “How dare you insult me with this? I have no need for wheat. Throw it all overboard immediately. Every last grain. Do you hear me?”




The captain **protested** and tried to persuade the widow to give the wheat to the poor but she refused outright. He warned her that no good would come her way if she wasted the food. If she did such a terrible thing, some day she herself would go hungry. She took no heed of his words, however.

In front of the captain and his men, she took off her ring and flung it into the water.

"I'll only be hungry when my ring comes back to me," she laughed, thinking that the ring had disappeared forever into the sea.

With those words she departed for home, leaving the captain and his men to dump the wheat overboard into the sea.

That evening, she held another grand dinner in her home with only the wealthiest people invited. After the guests had enjoyed the first course of soup, a splendid fish was brought to the table. When the fish was cut open, what did the widow see shining inside but her ring! The colour drained from her face and she started to tremble. She remembered the words that she had uttered earlier that day and regretted them now.



A few days later, the widow's fleet of ships was destroyed in a storm, leaving her without income

and unable to pay her bills. She was forced to sell her house and all her possessions and beg for food on the streets.

Some time after **misfortune** struck the widow, sailors began having difficulty entering the port in their ships. They examined the harbour at low tide and noticed that a field of wheat was growing on the sea bed and creating a sand bank that was growing bigger by the day. Eventually all ships were blocked by this sandbank and Stavoren ceased to be a centre of commerce, becoming poor instead.

A statue of The Lady of Stavoren now stands in the harbour of Stavoren to remind people of this story.



A

Fact Finding

1. Where is the town of Stavoren situated?
2. What business did the widow own?
3. What did the widow ask the sea captain to bring her?
4. Where did the widow throw her ring?
5. What eventually blocked all ships from entering the port of Stavoren?



B

Choose the word closest in meaning to the underlined word.

- | | |
|---|---|
| <ol style="list-style-type: none"> 1. Each year, the business <u>flourished</u>.
(a) advertised (b) failed
(c) thrived (d) shrunk 2. She held <u>extravagant</u> dinner parties.
(a) lavish (b) small
(c) secret (d) frequent 3. People thought she was <u>extremely</u> greedy and ungrateful.
(a) never (b) rarely
(c) somewhat (d) very | <ol style="list-style-type: none"> 4. The captain departed, still <u>mystified</u> by this strange demand.
(a) worried (b) puzzled
(c) amazed (d) deterred 5. The widow was left without <u>income</u>.
(a) business (b) staff (c) pay (d) bills 6. Some time later, <u>misfortune</u> struck the widow.
(a) luck (b) disaster
(c) lightning (d) ideas |
|---|---|

C

Choose the most suitable word to complete each sentence.

1. The man did well in business studies and got a job in _____.
(**medicine, commerce, nursing, digging**)
2. The pirates buried the stolen _____ on the island. (**bargains, sand, treasure, groceries**)
3. The irritable woman waited _____ for the bus that was running late.
(**patiently, impatiently, calmly, happily**)
4. When the ship docked in port, the passengers _____. (**embarked, disembarked, jumped, swam**)
5. The angry woman _____ when she was overcharged in the supermarket. (**cheered, protested, grinned, sympathised**)
6. "Take _____," said the teacher, "when I am giving you the instructions." (**heed, flight, away, offence**)

D

Choose the correct answer.

- The widow's dinner parties were for**
 - her neighbours.
 - her friends.
 - the wealthy.
 - everyone.
- The people of Stavoren noticed**
 - that the widow was cheerful.
 - that the widow was generous.
 - that the widow was forgiving.
 - that the widow was unhappy.
- The widow was angry when she saw the wheat because**
 - she had enough food.
 - she did not have enough food.
- The colour drained from the widow's face because**
 - the fish was cut open.
 - she accidentally swallowed her ring.
 - she never expected to see her ring again.
 - she felt sick after the soup.
- The widow ended up homeless because**
 - her house was flooded.
 - her ships were wrecked.
 - her money was stolen.
 - her food was rotten.

**E**

Grammar

Rewrite these sentences using capital letters, full stops, apostrophes, quotation marks, commas and question marks.

- jims dog wasnt able to walk properly after injuring a leg
- are you learning italian this year asked helen
- the man roared call the fire brigade
- it was a very comical entertaining book reported emma
- joes mother said i need apples flour milk and sugar
- the robber had long brown hair and a pale thin face stated the witness

**F**

Summarise

The widow hired the best sea captain she knew but was furious when he returned after the long journey. Read this part of the story carefully and summarise it in your own words.

G

Character Description

The widow is described as extremely greedy and ungrateful. Write some examples of the widow's greediness and ungratefulness.

Poetry

- *Read the poem below.*
- *After practising a few times, we would like you to record yourself and see if you can add some intonation as you are reading.*
- *We will be asking for your recordings during the week.*

We're running out of toilet paper.

We're running out of toilet paper.
Paper towels too.
We haven't got much Kleenex left.
I'm not sure what we'll do.

We tried to buy some yesterday.
We went to every shop,
but all the shelves were barren
from the bottom to the top.

We called our friends to see
if they had extra we could borrow,
but they said they have just enough
to last until tomorrow.

Our roll is almost empty now.
A solitary square
is hanging on the holder and
it's way too small to share.

I hope we find some paper soon
or other kinds of wipers.
If not, I'm told I'll have to use
my baby brother's diapers.

By Ken Nesbitt

Gaeilge:

Bua na Cainte is the interactive program we have been using to teach Irish. The children have been using this over the last number of years so they should be confident in navigating through the activities.

Please follow the steps below to gain access to this resource (It is a large file but it'll remain on your computer for your child to use once its downloaded):

1. Go to <http://www.edco.ie/bua>
2. Click on the folder that matches the device you are installing it onto – mac or laptop
3. Choose the class group your child is in and click on the setup icon to install it onto your device.
4. Once it is installed, you can open up the program and enter the login details.

5. **Password: trial**

Username: trial

Your child will be aware of the themes we have covered since September so please allow them to go back over these activities to revise the work they have covered. There is also matching activities to the theme we are currently covering – Sa Bhaile.

Foclóir Nua

Dallóg - blind Leithris – toilet Cúirtíní -curtains Báisín níochnáin - washing basin Taos fiacal – toothpaste Sceacha – bushes San fhéar - in the grass Nead - nest	Páipéar leithris – toilet paper Sa chúinne - corner Tuáille - towel Scáthán - mirror Scuab fiacal – toothbrush Seanchiteal – old kettle Spideog – robin Ag bíogáil - chirping	Ar an mballa – on the wall Os cionn an bhaisín níochnáin - over the washing basin Cithfholcadh – shower Ar leac na fuinneoige – windowsill Bun a ghairdín - bottom of the garden
--	--	---

- Please read the Irish poem and copy it into your copy taking note of all the new vocabulary that's in it. Draw a picture to accompany the poem. Listen to it on the interactive version of Bua na Cainte if you can.
- Read page 149 and listen to it on the interactive version of Bua na Cainte if possible. See if you can remember the meanings of the words from two weeks ago.
- Answer the questions on page 154 & look through the new vocabulary.

An Seanchiteal

Bhí seanchiteal briste
Ag bun an ghairdín,
Ina lúí san fhéar ann
Gan ghob, gan chláirín.

spideog



péist

D'fhéach mé isteach ann
Is cad a bhí romham
Ach nead bheag chompordach
A rinne spideog!

Bhí trí éinín óga
Ansin ag bíogáil
Sa seanchiteal briste
Ag bun an ghairdín.

sceacha



ag bíogáil

nead

éiníní

gan chláirín

seanchiteal

gan ghob

san fhéar

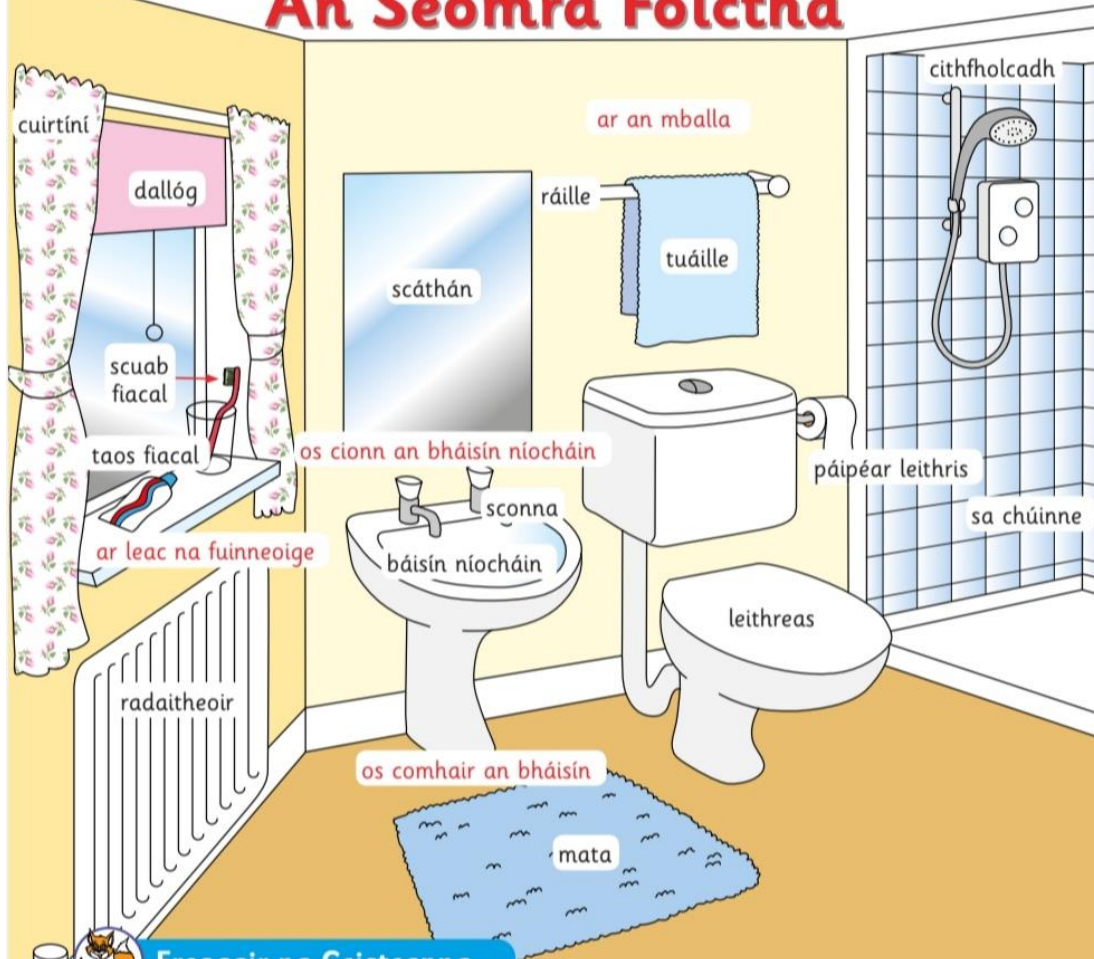
bun an ghairdín



Abair an dán.
Scriobh an dán.
Tarraing pictiúr.



An Seomra Folctha



Freagair na Ceisteanna

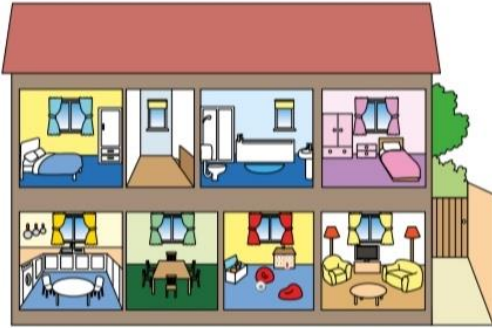
- 1 Ainmnigh cúig rud atá sa seomra folctha.
- 2 Cad atá ar leac na fuinneoige?
- 3 Cad atá ar an mballa os cionn an bháisín níocháin?
- 4 Cad atá faoin bhfuinneog?
- 5 Cad atá ar an mballa os cionn an leithris?
- 6 Cad atá sa chúinne?
- 7 Cad atá ar an urlár os comhair an bháisín níocháin?
- 8 Cá bhfuil an ráille?
- 9 An bhfuil mata ar an urlár os comhair an leithris?
- 10 Cá bhfuil an tuáille?



Déan cur síos ar do sheomra folctha.
Tarraing do sheomra folctha.



Bí ag Léamh Cá bhfuil tú i do chónaí?



Teach

Tá mé i mo chónaí i dteach dhá stór sa bhaile mór.

Tá seomraí leapa, halla agus seomra folctha thuas staighre.

Tá cistin, seomra suí, bialann agus seomra spraoi thíos staighre.

Is breá liom mo theach mar tá gairdín ar chúl an tí. Bíim ag spraoi sa ghairdín.

Déan cur síos ar an teach.

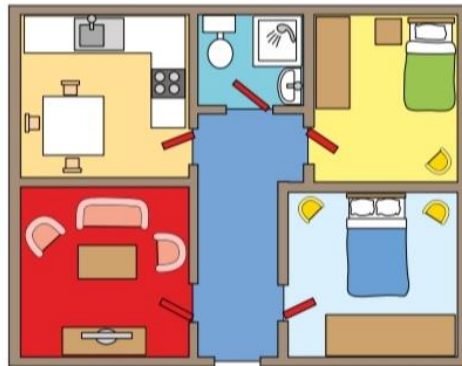
Árasán

Tá mé i mo chónaí in árasán sa chathair.

Tá cistin, seomra suí, seomraí leapa agus seomra folctha san árasán.

Is maith liom m'árasán mar tá páirc mhór in aice le m'árasán. Bíim ag spraoi sa pháirc.

Déan cur síos ar an árasán.



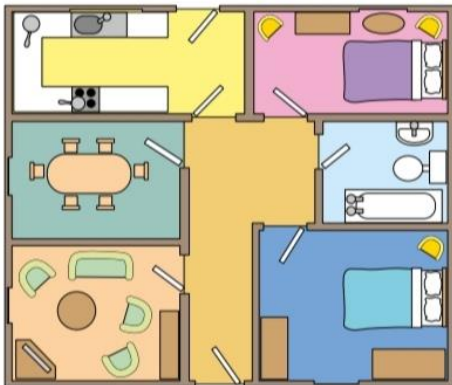
Bungaló

Tá mé i mo chónaí i mbungaló faoin tuath.

Tá halla, cistin, seomra suí, bialann, seomraí leapa agus seomra folctha sa bhungaló.

Is maith liom é ach b'fhearr liom teach dhá stór mar ba mhaith liom staighre.

Déan cur síos ar an mbungaló.



Obair Bheirte

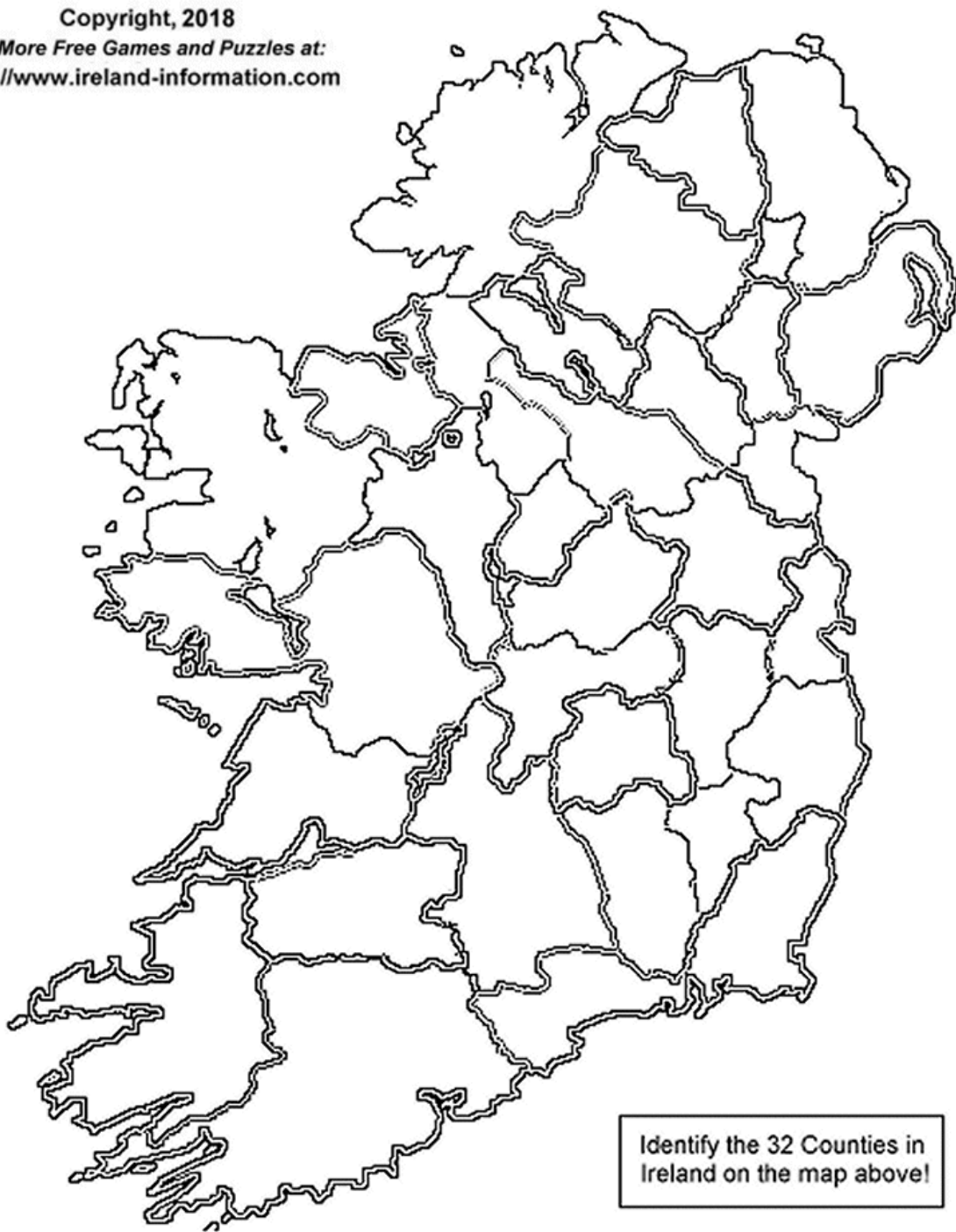
- 1 Cá bhfuil tú i do chónaí?
- 2 Déan cur síos air.
- 3 An maith leat é?

Geography:

Ireland Counties

Copyright, 2018

Get More Free Games and Puzzles at:
<http://www.ireland-information.com>



Identify the 32 Counties in
Ireland on the map above!

Armagh, Antrim, Carlow, Clare, Cork, Cavan, Donegal, Down, Derry,
Dublin, Fermanagh, Galway, Kerry, Kilkenny, Kildare, Louth, Leitrim,
Laois, Limerick, Longford, Mayo, Meath, Monaghan, Offaly, Tyrone,
Tipperary, Roscommon, Sligo, Waterford, Wexford, Wicklow, Westmeath

Science:

This week you will be completing an investigation on solutions and how to make them by dissolving solutes (solid) into a solvent (liquid). Lots of big words for simple science so don't worry. Have fun making your potions!

Dissolving

Which solids dissolve in water?

You Will Need

- Water (hot and cold)
- Transparent Containers
- Substances to try and dissolve; sand, sugar, salt, coffee etc



Method

- 1 Add a teaspoon of whichever solid you are testing to a glass of cold water and a glass of hot water, stir and observe the difference.
- 2 Look to see if the solid dissolves in the hot water and cold water and if one is better than the other.
- 3 Can you design a chart to record your observation?

The Science Bit

Things like salt, sugar and coffee dissolve in water. They are soluble. They usually dissolve faster and better in hot water. Pepper and sand are insoluble, they will not dissolve even in hot water.

For Older Children

Everything is made of particles which are always moving. When a soluble solid (solute) is mixed with the right liquid (solvent), it forms a solution. This process is called dissolving.

Two things that affect the speed at which the solid dissolves are temperature and the size of the grains of the solid. Caster sugar which is made of fine particles will dissolve quickly, but bigger sugar particles will take longer.

Solids dissolve faster in hot water as in hot water the water molecules are moving faster, so bump into the solid more often which increases the rate of reaction.

SPHE:

Click on the link to download a free eBook called *How to NOT go to school* by Mike Forde. It's a light-hearted book that you may feel you can relate to at the moment.

<https://parsleymimblewood.wordpress.com/how-to-not-go-to-school-parsley-mimblewood-saves-the-world/>

Keep up your daily mindfulness practice. Try doing it outside if you can someday. Take your shoes and socks off, plant your feet on the earth and breath. Listen to all the sounds around you for a few moments.

Music:

Over the past few weeks, you have been listening to and learning a number of new songs. This week please continue to review those songs, so you feel comfortable with them.

Sing along to Tóg Mo Lámh.

Finally, here is a link to a singalong version of 'Cabin Fever' from The Muppets Treasure Island for you. It is referenced in the book *How to NOT go to school*.

<https://www.youtube.com/watch?v=cmQwL6qiByo>

Art:

This week we would like you to create a castle out of cardboards or any recycled materials you have at home. You can use paper, cereal boxes, toilet roll holders, packaging of any sort to create your castle. All you need is glue or sellotape. Take a look at the pictures below which may give you some inspiration. Remember to plan what you are going to use. Maybe even draw it out and see what materials you have that you can use.



Tóg mo lámh

Tóg mo lámh
Is tar I bhfad liom
Féadfaimid cibé rud atá I do cheann a phlé
Bí cairdiúil liom
Ach go rúna I ngrá liom
Beirfidh mé ort ag stánadh
Agus tiocfaidh dath ar d'aghaidh

[Pre-Chorus]

Is breá liom do ghruaig I ngaoth an tsamhraidh
Grá eadrainn ar nós do thuismitheoirí
Cineál faitíos orm roimh do dheartháir
Ó yeah

[Chorus]

Tusa a theastaíonn uaim
Is tusa a mhothaím
Beidh mé ag béiceadh ag deireadh na hoíche
Is tú ag filleadh abhaile chuile oíche
Ó yeah