


Odontoglossum Alliance Newsletter

Volume 5

August 2008

In This Issue

- | | |
|--------------------|---------|
| 1. Medellin 2008 | Page 2 |
| 2. Medellin Parade | Page 6 |
| 3. Getting Started | Page 7 |
| 4. Odm platynaris | Page 9 |
| 5. Award Photos | Page 16 |



Presidents Message

What a difference from last summer! It was one of the driest in 50 years in Toronto, Canada. This summer the rainfall record has been broken for the first two months. Growing the Odontoglossum Alliance plants is a challenge at the best of times, but when Mother Nature doesn't play fair it becomes even harder. The Niagara Region is generally very humid making evaporative coolers not very effective most of the time. The one good thing about this summer is that we have had nights that cooled off nicely. In the last week (Aug. 14-21) the night temperature has gone as low as 55 f. After these cool nights you can almost sense the relief in the plants.

A number of Alliance members and spouses were fortunate to travel to Medellin for the International Orchid Show of Columbia (Orchids, Birds and Flowers Show) which ran Aug 5-10. We all stayed at the very modern and beautiful Intercontinental Hotel. Its large pool and outdoor dining area made it very hard to leave the complex.

The Show itself was held in a very large and beautiful outdoor pavilion. Many of the exhibits were well over 100 square feet. There were many where Odontoglossum crispum dominated the displays alongside many other Odontoglossum species and hybrids. There were far too many for me to mention, lest I forget some.

The Alliance dinner at the Intercontinental Hotel was well attended and shared with the Pluerothalid Alliance. Both Alliances did very well on the fund raising auction. The programs, although not directly linked to either group were very interesting and some of the camera work was amazing.

Some of us were fortunate to visit the nursery of Francisco Villegas which was on a hillside, with many tiers of superbly grown Odontoglossums and Pleurothalids. At the nursery of Juan Felipe Posada where we enjoyed a wonderful catered lunch, the plants were again wonderfully grown. Many hours were spent freely roaming the nursery finding new treasures at every turn.

I would like to especially thank Juan Felipe Posada for inviting the Odontoglossum alliance to have our meeting in conjunction with their show, but I would also like to thank everyone in Columbia who helped to make our visit memorable and safe.

On another note Chris Purver, Curator of the Eric Young Orchid Foundation has offered to possibly host an Alliance meeting on the Isle of Jersey (probably 2010), this would be in conjunction with the British Orchid Growers Association Show. This is all very premature, but I would like to hear from as many of you as possible to see how many would be interested in going. (I do realize with the rising fuel prices etc. that this maybe a pipe dream).

Good growing,

Mario Ferrusi

mferrusi@sympatico.ca

Odontoglossum Alliance Meeting in Medellin, Colombia

If you did not attend this meeting 5-10 August 2008 in Medellin, Colombia, you missed a great time. The orchid show was huge. The preview cocktail and dinner party was a wonderful time to see your Odontoglossum friends from the world over. The flowers were spectacular with the Colombia species prominently displayed with many superb specimens. The Colombian hosts could not have more gracious nor provided more amenities to make our visit memorable. The tours of greenhouses were organized in a manner to please all of with our special desires to see and acquire the best of Colombian species and hybrids. We were met at the airport and transported to our hotel. Our return trip was equally provided. In all it was one of the premier orchid experiences. 34 members of the Odontoglossum And Pluerothalid Alliances attended the activities in Medellin. Now to the details and events of the trip.

I arrived on Wednesday, 6 August, the day of the preview cocktail and dinner party. Some 22 members of the Odontoglossum and Pluerothalid Alliances arrived on Monday and Tuesday. All of us were met at the airport with transportation to our hotel. We all stayed at the Intercontinental Hotel. Right away our hosts made us feel at ease and welcome. Juan Felipe Posada, the overall show chairman, had carefully arranged everything to make our stay welcome. Victoria Duquet was our contact in Medellin. She answered all the questions we asked. I kept a group email system for all those going to the show. Victoria was our single point of contact in Medellin while I maintained it here for our group. Our questions would be answered quickly and completely by Victoria. Much of the success of the trip is due to here work. I maintained a data base of all those going to the show with their transportation schedules and desires for the various events. This was all done via e-mail. After a few communication difficulties all went very smoothly. I had upgraded to a new computer along with Microsoft Office 2007. The data base of information was communicated to all. However no one could read the data base due to the incompatibility of Access 2007. After I converted my data base to a pdf format everything went smoothly. We got it all dodwn pat.

Within the group of attendees, who came from the US, Canada and the UK were 17 AOS judges and Chris Purver a RHS judge. All participated in the show judging on 6 August. Jim Rassmann, an AOS judge has provided an award summary.

AOS Awards - Medellin, August '08

#83062 Stelis glossula "Katia" AM 80 Gustavo Adolfo Aguirre

#83858 Odm. luteo-purpureum "Paula" AM 88 Carlos Uribe, MD
115 # 5-23, Bogotá, Colombia, Tel 213 4463, email: carlosuv@gmail.com

Calle

- #83982 *Odm. luteo-purpureum* "Benjamin Ramirez" AM 86 Socrates Forero
- #83984 *Cat. forbesii* "Orquifollajes" AM 83 Francisco Villegas
- #83859 *Miltoniopsis roezlii* var. *xanthina* CHM 81 "Maria Cristina" Maria Cristina Duran M
- #83063 *Oncidium* Mulatta's Dancing "Ana Pita" AM 86 Francisco Villegas
- #83861 *Epidendrum oraion* CCE 90 "Colombo" Colomborquideas
- #83860 *Epidendrum oraion* "Colombo" AM 83 Juan Felipe Posada
- #83064 *Paphiopedilum* Sukmaster "Ligia" AM 80 Krull-Smith
- #83065 *Paph. Angela* "Juan Felipe Posada" AM 82 Krull-Smith
- #83863 *Miltoniopsis* Sierra Snows "Colomborquideas" AM 80 Colomborquideas
- #83862 *Wilsonara* Matoaka Road "Orquifollajes" HCC 77 Francisco Villegas
- #83980 *Schomburgkia splendida* "Angel" HCC 78 Adelaida de Bohmer
- #83068 *Cat. jenmanii* "Jose Caballero" AM 80 Xavier Caballero
- #83066 *Cyrtorchilum ioplocon* "Maribel" HCC 76 Carlos Angel Ortiz
- #83981 *Dracula gorgona* var. *xanthina* "Colomborquideas" FCC 92 Colomborquideas
- #83857 *Miltoniopsis roezlii* var. *albescent* AM 80 "Monica" Jose Fernando Londono

The preview cocktail party and dinner, Wednesday 6 August, was scheduled to start at 7:00 PM. Most of us arrived slightly ahead of that time. As we entered the show were greeted by Juan Felipe Posada. He had thoughtfully reserved tables for the *Odontoglossum* and *Pluerothalid* Alliance group. The show was huge with displays that circled the room and also filled the center. The center displays were 20—30 feet across. I have been to large shows before including the Miami and San Francisco shows along with WOC Shows at Los Angeles, Bangkok, Vancouver and Glasgow. This show was equally as large and spectacular. A series of speeches opened the evening followed by the presentation of awards. Colomborquideas, LTDA, Juan Felipe Posada's nursery, winning the show trophy for the best display. It was a long evening with cocktails and dinner. It was well worth it. It was an opportunity to acquire new orchid friends from both Colombia and Panama. There was no shortage of friendly people with whom to converse.

Thursday, 7 August there were two conflicting and interesting activities available. The celebrating event for the show was the parade of Flowers, Birds and Orchids held in downtown Medellin. Several members choose to attend the parade. Connie Ferrusi has included an article describing this event. Others went on an orchid nursery tour to the nursery of Francisco Villegas, Orquifaljes. The mailing address for the nursery is:

Calle 20 Sur #35-35 Ap. 201

Medellin, Colombia

Phone: 57 4-313 4588

Nursery: 57 4-274 8245

Email: orquifoll@epm.net.co

We had two small busses and one car take approximately 40 people on an interesting one hour drive to the higher altitude where Francisco has his nursery. It was an opportunity to see the country side. The nursery was a series of house starting at the level of his house and terraced down the side of the hill. The houses were shade cloth covered. The breeze comes up the hillside and continually flows over the houses and plants. With the altitude over 2000 meters it is no wonder the plants grow so well. There were 9 or 10 houses holding *Odontoglossums*, *Oncidiums*, *Masdevallias*, *Cymbidiums*, multigenetics, *Gongoras*, *Lycastes*, *Maxillarias*, *Lepanthese* *Draculas*. (I am sure I missed a number of genera.) Francisco had thoughtfully prepared a clever system for shopping in the nursery. There were no price indications on any plants. He supplied anyone who wanted, one or more cardboard boxes. You carried it around and put in your selections. Many used more than one box. You left your name on the box along with your email address and where to ship the plants. Following the show and tour the nursery will send out an email to each box holder listing the plants along with the prices. The recipient can then ask for anything to be removed from the list for shipping. It will also include instructions for payment and any additional information needed for sending out the plants. It was a well thought out system, and enjoyed by our eager shoppers. I saw several people with more than one box of plants.

Friday, 8 August was the day of the visit to *Colomborquideas LTDA*, the nursery of Juan Felipe Posada and his mother Ligia Posada. The busses left the hotel about 9:00 AM for the 45 minute drive to their home in the hills at an altitude of 2300 meters. Our busses were full with over 40 people. On arrival we found there were other show attendees from other parts of South America bringing the total to over 90. The patio was already setup for lunch with tables set with white tablecloths and flowers. A buffet table and line was being prepared for lunch. Juan Felipe Posada greeted everybody and was well prepared for a large group of eager lookers and shoppers. He had prepared clipboards, each with a plant list, a note pad and pen, an envelope of colored tapes. The tapes were long enough to tie around a leave or stem of a plant. Each clip board contained a unique color tape attached in addition to a supply of the tapes. All the greenhouses were open, and in addition in the lunch area a large display area had been arranged with a spectacular display of flowering plants of different genera. With that set of directions the entire group dispersed into the various greenhouses.

A word about the greenhouses which were immaculate. It was an extremely well-groomed operation. There were no dead leaves on the plants, benches or floors. The isles were wide and easily traveled. Many of the plants were labeled with names and crosses and all plants had labels with numbers for future identification. I was staggered by the abundance of the flowering *Miltoniopsis*, many in very large pots with cascades of flowers. A yellow *Miltoniopsis* caught the eye of people, several of whom put ribbons on the plants. The plant list enclosed with the clip board had a huge listing of Colombian species. A page and a half of *Draculas*, four and a half pages of *Masdevalias*, seven pages of a variety of species including 32 *Odontoglossum* species. I know for a fact that there were several *Odontoglossum* species in the greenhouses that were not included on the list. There was a block of *Odm. nevedense* flowering seedlings that for years have been unavailable. The story told to me was that for many years there was only one known plant in cultivation. Selfing it to produce more had been tried numerous times with no success. Just recently another plant had been discovered and then crossing produced a seed pod. These seedlings were the result of that cross. Now many plants are viable of this once very rare and unusual *Odontoglossum*. I put that plant on my list. I did not try to enumerate the genera I saw, but it included *Paphiopedilum*, *Phragmepedilum*, *Odontoglossum*, *Oncidium*, *Masdevallia*, *Dracula*, *Cymbidium*, *Ada*, *Bulbophyllum*, *Bollea*, *Cattleya*, *Encyclia*, *Epidendrum*, *Coelogyne*, *Cochlioda*, *Lepanthes*, *Maxillaria*, *Lycaste*, *Miltoniopsis*, *Pescatoria*, *Pleurothallis*, *Restrepia*, *Sscaphosepalum*, *Stanhopea*, *Trichosalpinx* and *Zootrophion* to name a few.

For over two hours the group wandered through the many greenhouses, filling out their lists and tying ribbons on plants. Gradually they returned to the patio area for a delicious lunch. I was told there were 90-97 people for lunch. The host

and hostesses could not have been more helpful and gracious. Lunch was a wonderful time for all to become acquainted with our many Colombian friends. Later in the afternoon the busses loaded for the 45 minute trip back to the Intercontinental Hotel, arriving in time for a short nap before the Odontoglossum and Pluerothalid Alliances dinner meeting at 7:00 PM in the hotel. The auction table was covered with fine items, generously donated, both for the Pluerothalid and Odontoglossum lovers. There were two Colombian speakers. Elsy Cristina Buitrago, a graduate student gave an interesting and well illustrated talk on taxonomy of the porroglossum subtribe. She gave a clear and concise history of taxonomy starting from the early beginnings (Darwin trees) and up to today's technology of DNA analysis. Here visual material was first rate. While her talk was in Spanish, there was a facility to receive it translated in English that worked very well. All the visual material was in English. She is finishing her graduate work in Colombia and has an appointment to continue at the University of Wisconsin.

Luis Eduardo Alvarez delivered a unique talk and video. He had painstakingly watched with his video camera the process of various bugs pollinating orchids. His close-up video of these bugs landing on the lips of the flowers and then having the lip close up to trap the bug in the column to secure either the pollen or fertilize the flower represented hours and hours of patience and filming to show us in a few minutes this process. You could see the bug (I would call them flies) entering the lip of the flower with the pollen grains stuck on its back. Later you would see the bug exit the plant minus the pollen grains which were now on the stigma. His patience to achieve this was noteworthy.

Following dinner both alliances participated in the auction of plants and other material. There were some beautiful flowering plants, some highly desired divisions of fine breed able plants, a Nellie Roberts and a Stuart Low water color and an original publication of Les Odontoglossums by Leon Duval. The auction went quickly with spirited bidding. No item was left on the table. The Odontoglossum Alliance auction netted \$2330.00 and while I don't know the exact amount for the Pluerothalid Alliance, I heard it was slightly over \$1000. A great success for both Alliances.

Saturday 9 August was a day to relax by the pool, tour the orchid show leisurely one more time and plan for a friendly dinner at the local restaurant. I joined a tour of the show tagging along beside Steve Beckendorf and getting a lesson on the various Odontoglossum species in the show. It was a pleasure to have such a learned guide and coach. There was in addition to the show itself, a large number of vendors of plants, crafts and various Colombian items. The total show attendance was 113,064 people. The dinner and cocktail preview night was attended by 1500. Attendance at the show and the activities was a wonderful experience. It was very relaxing with little pressure. This was made so by the wonderful planning and execution by our Colombian hosts.

People started departing on Sunday morning and continued to do so for the next several days. I caught the Sunday bus at 5:00AM with 7 of our group for the 7:30 AM flight to Miami. Incidentally my ticket costs were \$700 for this round trip leg. Leaving was an interesting experience. Arriving at the airport about 5:45 AM I got to the 7:30 AM boarding gate with only a 10 minute wait. I went through 9 separate and distinct stops for one thing and another. They were taking no chances with security at the airport. On the other hand, I did not notice the presences of security personnel elsewhere in the city. They may have been there, but they were unobtrusive. At the airport I stopped at (1) Questions of my travel (2) To the ticket clerk for seat assignment and passport check (3) To the tax payment line (I had none) (4) Back to the ticket agent to get my boarding pass and pay the departure tax (5) To the security line first for boarding pass and ID check (6) through security magnetic detector (7) A pat down for weapons or explosives, a man for me and a women for the ladies (8) a check at the gate for passport and Finally (9) a boarding pass check to get on the airplane. It took an hour and a half to go through all that. The lines were very long. But once on the airplane all was calm for a quick 3 hour flight to Miami, and for me a flight to Boston and I arrived home at 6:00PM in time for dinner. A great trip and an easy trip. I would go again for many reasons, the flowers, the plants, the hosts, the nurseries, the meals, the atmosphere and above all the kindness of everyone.

John E. Miller

Greetings for Medellin...or should I say "Olla"!!

Parade day started out with your intrepid reporter bussing it with our happy group to a sunny parade line packed with happy, smiling Colombians and an ample security presence.

I'd like to inform those of you who have never been to Colombia, that there is a difference between North American and Colombian time...I'm not talking time zones here, more a "pace" if you will...

The parade began a bit behind schedule in fits and spurts. First came stilt walkers, jugglers, and buskers, (street performers). - Pause - Some balloon & streamer creatures came next. - Pause - All pauses were accompanied by numerous vendors of ice creams, water & pops, rum, ("ron" in Colombian), the local anise-scented fire water, and of course, beer.

Finally, the floral parade began! Medallions constructed of wood, covered with all types of brilliant flowers, seeds and grasses! The medallions ranged in sizes from one foot, to 6-7 feet across. All were affixed to an easle-type stand. Smaller medallions, 2-3 feet, were carried by children, while the larger medallions were carried by adults, and predominantly, the elderly. The largest medallions weighed in at around 100 pounds! I couldn't find out how the medallion bearers were chosen, but I did learn that it was a great honour. Bearers carried their burdens of beauty strapped over their shoulders and across their foreheads. Local flowers - daisies, gladioli, lavender, roses, pampas grass...Orchids - nobile-type dendrobiums, cattleyas, lycastes, anguloas, and cymbidiums in glorious profusion. Themes of peace, brotherhood, community & world cooperation, as well as commercial advertising were all represented.

Military bands played and displayed their youth and beauty. Equestrian groups pranced. Folk and traditional Colombian dance & costume were accompanied by traditional flutes & drums - all to hypnotic and haunting melodies. What I named the "Juan Valdez Corps", were present with Juans of all ages and a wide variety of remarkable donkeys and mules.

Ah, but all good things must come to an end! Along came street sweepers and giant street vacuums...

I'd like to pass on to you a "taste" of Colombia. This is a recipe for a "salsa" that is great on meats, poultry, and fish...it can also be used as a marinade for same.

Thank You to Andrea Niessen for this!!

Taste of Colombia

minced onion - enough to make up 2/3 of the total recipe

lemon juice - to cover onions plus a small amount more

small, firm tomato - minced - this is NOT a main ingredient...just support

minced, fresh cilantro - to make up the remaining 1/3 of the recipe

dash of hot sauce to taste - optional

Last, but certainly not least...Please, if you can, visit Colombia. The people I met were beautiful, helpful, intelligent, giving, warm & most charming! The food was some of the freshest, most intriguing, and best I've ever had! The country itself - beautiful!!

VIVA COLOMBIA!!

Conni Ferrusi - Ontario, Canada

August, 2008

HOW I GOT STARTED GROWING ODONTOGLOSSUM ALLIANCE PLANTS

I was 13 and had recently joined the AOS in 1965. Somehow Gordon Dillon, the AOS Executive Director, got word of my age and sent me a back issue of the Bulletin. The reason he sent me the issue was for the articles written in it by young orchid growers.

On the cover was a color picture of a grouping of Odontioda Florence Sterling seedlings blooming for the first time. The variety of colors and patterns was amazing to me! To think that all that variation came from one hybrid. From that time on, I was determined to grow Odonts and little did I know what a ride it was going to be.

I struggled for many years with one attempt after another, most ending in failure. Then I met Larry Sanford of Cincinnati and he really got me fired up. At the time I had a build it yourself greenhouse and added a second smaller cool house. Now, my wife and I have two commercial greenhouses, one of which is a cool house, and have started New Vision Orchids. I hybridize mostly Phalaenopsis, Lycastes and Odonts.

Early on, I used bark, peat moss and perlite as a growing medium. Over time I have tried sphagnum moss, ProMix-HP and now coir/coconut chips. With the bark mix, the quality and longevity of the bark became very unpredictable. As you know, Odonts don't like decomposing media. The sphagnum worked well, but I found that I did a lot of damage to the roots when I removed the old moss. ProMix-HP needed to be replaced every year as it tended to compact and become very acidic by then.

I have had much better success with the coir and coconut chips. The advantage is that coconut fibers tend to last much longer in the pot than any of the other materials I have used. Three inch pots or smaller get a mix of 50% coir (peat moss like but neutral in pH), 25% coarse perlite and 25% fine charcoal. Larger pots get 75% small coconut chips and 25% coarse perlite.

The chip mix in both clay and plastic pots seems to be spotty in performance. Roots in the bottom of the pot are not very good. Pots where the mix did not settle all the way to the bottom seemed to have more roots. The coir mix on a few of the larger pots does seem to have better root systems. For the smaller pots, the coir mix showed excellent results. I am also trying some plants in what is called, "mixed fibers" of coconut. It must be what is left after everything else is graded but it works possibly even better than the coir, especially on the larger pots. This came about after receiving some plants from Larry in it. They have done very well and have excellent roots when repotted. All of these pots have dense a cover of moss that just showed up. Probably due to the high humidity in the greenhouse, the Odonts root freely into this moss cover and it appears to not be a problem.

I recently noticed several plants that had developed extensive root systems over the side of the pot and under the bench. There is lots of moving humid air under there and it got me to thinking. What medium could provide lots of humid air in the pot? So, the latest experiment is with rock wool to see how the Odonts handle it. Larry is trying this as well. I use no drainage material and no top dressing that might

restrict air moving into the pot. I'll let you know.

A few observations on hybridizing: I have noticed folks like Bob Burkey using Oda. Harry Baldwin in making new hybrids. Also, Odonts having Odm. cirrhosum in the background. I have made several crosses with Harry Baldwin in an attempt to get solid orange flowers. Many of the Harry Baldwins are unmarked and the several cultivars I have are vigorous growers. Of course, the quest for a warm growing Odonts goes on. I have a Carpentaria that grows and flowers in the warm house. It is very "Odontoglossum" like and will likely get pollinated with something cooler to move the process along. A back cross will then be made to the Carpentaria.

A final comment: I ran an add in OA last year offering Odont crosses in mini flasks. I was amazed that I got ONE response. I will have compots and seedlings available soon but wonder where the interests of our membership lie? Are we going the way of the British in Odonts? While the survival of a business such as mine is not a big issue, survival of these amazing flowers is. OA needs to promote our favorite orchids to a world outside the coasts to grow and we as interested parties, need to grow new material and not just settle for what some cloner wants us to grow.

Russ Vernon
New Vision Orchids
newvisionorchids@aol.com
765-749-5809

Odontoglossum Alliance Meeting 2009

Plans are underway for an Odontoglossum Alliance meeting at the Orchid Show in Houston, Texas 22-26 April 2009. Russ Vernon and Bob Burkey are heading up this activity. This is part of the plan to expand interest in the Odontoglossum Alliance by the introduction of warmer growing varieties to our more southern friends. In the November newsletter details of this event are planned.

Membership Dues

The membership of the Odontoglossum Alliance stays at about 85 members. We lose a few each year and we gain a few new members each year. So it about evens out. We ask that dues be paid before this newsletter goes out. We always have some number who fail to pay by this time. This year we have a smaller number who have yet to pay as this number is down to a dozen. I have included in this mailing a dues reminder to those few who have yet to pay up. I remind you that if you have not paid by November 2008 you will not get a newsletter.

Editor and Treasurer

John Miller

ODONTOGLOSSUM PLATYNARIS REDISCOVERED

Stig Dalström

Curator, Orchid Identification Center

Marie Selby Botanical Gardens

811 South Palm Avenue, Sarasota, FL 34236

During many years of assembling material and information about the genus *Odontoglossum*, I have had opportunities to borrow herbarium specimens from various herbaria throughout the United States via my connections with Selby Gardens. A single specimen from the US herbarium in Washington DC happened to catch my attention some years ago. There was nothing particularly different about it at first glance but there was a combination of features such as the country of origin, shape of the leaves, group of species where this species seemed to belong that peaked my curiosity. When I rehydrated a flower for a closer examination I realized that I was looking at something I had never seen before. The plant clearly belonged in the *Odontoglossum lindleyanaum* complex but there was something very different about it that set it apart. The callus of the lip was split into four fleshy keels instead of the usual two, and most of all the very broad anthercap looked like it really did not belong there. It did not take too much thinking to conclude that I had a scientifically new species in front of me. It was subsequently described in *Selbyana* 22: 5 (2001). I include the text here for the readers' convenience.

— A new species from Peru; *Odontoglossum platynaris* (Orchidaceae: Oncidiinae), is shown in FIGURE 1. Differences between subgenera *Lindleyana* Bockem. and *Erectolobata* Bockem. in the genus *Odontoglossum* Kunth are based on features such as the connection between lip and the column, and the shape of the anther cap. Species in subgenus *Lindleyana* (*O. mirandum* Rchb.f.; FIGURE 2 A—D, *O. lindleyanum* Rchb.f. & Warsz.; FIGURE 2 E—H) have an extended-rostrate anther cap (Bockemühl 1989: 189). In contrast, species in subgenus *Erectolobata* (*O. aspidorhinum* F. Lehm., *O. blandum* Rchb.f., *O. cirrhosum* Lindl., *O. constrictum* Lindl., *O. crinitum* Rchb.f., *O. crocidipterum* Rchb.f., *O. lucianianum* Rchb.f., *O. naevium* Lindl., *O. odoratum* Lindl., *O. praestans* Rchb.f. & Warsz.; FIGURE 3, *O. rhynchanthum* Rchb.f., *O. schillerianum* Rchb.f., *O. tenue* Cogn., and *O. wallisii* Rchb.f.) have anther caps that are broadly rostrate or “duck-billed” (Bockemühl, 1989: 123). *Odontoglossum platynaris* however, combines features from subgenus *Lindleyana*, such as a median keel that connects the lip with the column and a narrowly elongate, triangular stipe of the pollinarium, with a broadly rostrate anther cap of subgenus *Erectolobata*.

Odontoglossum platynaris Dalström, TYPE: PERU. Amazonas, Province of Chachapoyas. Summit of Cerro Malcabal (Cerro Tumbé) 3 - 6 km southwest of Molinopampa, elev. 2850 - 2900 m. 20 July 1962, *J. J. Wurdack 1421*; holotype US, FIGURE 1.

ETYMOLOGY: From Latin *platy* = broad, and *naris* = nose, referring to the shape of the anther cap.

The morphology of *Odontoglossum platynaris* indicates a close relationship with species in the *O. lindleyanaum* complex. It differs by the broadly rostrate (duck-billed) anther cap and the quadrupled digitate callus. It also differs from species in the subgenus *Erectolobata* (fide Bockemühl) by the elongate central ridge, which connects the lip with the column. The leaves of *O. platynaris* are broadly elliptic and unusually short for the Genus, which may prove to be an additional distinctive feature when more material becomes available. A single specimen of *O. platynaris* has been examined (*J. J. Wurdack 1421*, US), and the wisdom of describing a new species based on such sparse material is questionable. When the morphological features are distinct, however, it is not only justified but also necessary to verify the existence of the plant. *Odontoglossum platynaris* combines features of subgenera *Lindleyana* and *Erectolobata*, and the possibility of a natural hybrid origin has been considered. Natural hybrids in *Odontoglossum* are rare however, and hypothetical parents such as *Odontoglossum lindleyanum* reported once from Peru (*L. Moore s.n.*, SEL) and *O. praestans* Rchb.f. & Warsz., are generally found at lower elevations, ca. 1500–1700 m. The natural habitat of *O. platynaris* is epiphytic in upper elevation, montane wet forest in the northeastern Andes of Peru. —

For years, nothing further could be learned about this unusual species despite several trips to Peru. I had also encouraged some people in Lima to try and locate this orchid species, but without success. During my latest trip to Peru in 2006 I happened to meet a young Peruvian orchid student, Miguel Chocce, at the Herbarium of the University of San Marcos in Lima. I told Miguel about Selby Gardens' Intern Student program and he became very interested and later applied for an internship. I had the pleasure of being Miguel's advisor during his student time in Sarasota in the fall of 2007, when we also talked a lot about future collaborative orchid projects in Peru. One of the hottest topics on my wish-list was to find *Odontoglossum platynaris*, so we decided to give it a try sometime in the fall of 2008. It turned out that I did not have to wait that long to see "my" *Odontoglossum* again. One morning in early June, I opened my e-mailbox and found a message from Miguel with a bunch of pictures for me to identify.

One of them showed an *Odontoglossum* that I did not recognize at first, but at a second glance made my heart jump. The unusually broad anthercap of the flower made me smile. No doubt about it! Miguel had found plants of *Odontoglossum platynaris* during one of his field trips. I am glad to share Miguel's picture of this truly rare species with the members of the *Odontoglossum* Alliance. Hopefully, one day plants might be available in cultivation. Meanwhile, we have to settle with an upcoming article for the AOS Orchids that Miguel and I are working on, where more information and pictures will be available.

LITERATURE CITED

Bockemühl, L. 1989. *Odontoglossum*, a Monograph and Iconograph. Brücke-Verlag Kurt Schmiersow, D-3200 Hildesheim, Germany.

FIGURE CAPTIONS

FIGURE 1. *Odontoglossum platynaris* Dalström. **A:** plant habit (*J. J. Wurdack 1421*, US). **B:** Dissected flower. **C:** Lip and column lateral view, anther cap and pollinarium dorsal view. **D:** Lip dorsal view. **E:** Column lateral view. **F:** Column ventral view. **G:** Anther cap and pollinarium dorsal view.

FIGURE 2. *Odontoglossum mirandum* Rchb.f. and *Odontoglossum lindleyanum* Rchb.f. & Warsz. **A:** Dissected flower and **B:** lip and column lateral view, anther cap and stipe dorsal view of *O. mirandum* (*S. Dalström 987*, SEL). **C:** Dissected flower and **D:** lip and column lateral view, anther cap and pollinarium dorsal view of *O. mirandum* (*S. Dalström 1269*, SEL). **E:** Dissected flower and **F:** lip and column lateral view of *O. lindleyanum* (*L. Moore s.n.*, SEL). **G:** Dissected flower and **H:** lip and column lateral view, anther cap and pollinarium dorsal view of *O. lindleyanum* (*S. Dalström 139*, SEL).

FIGURE 3. *Odontoglossum praestans* Rchb.f. & Warsz. **A:** Lip and column ventral view, anther cap ventral and dorsal view, pollinarium front view (*S. Dalström 2080*, Bolivia, SEL). **B:** Lip and column ventral view, anther cap ventral and dorsal view, pollinarium front view (*J. D. Boeke & S. Boeke 3121*, Peru, NY, SEL). **C:** Lip and column ventral view, anther cap ventral and dorsal view, pollinarium front view (*S. Dalström 81*, Ecuador, SEL).

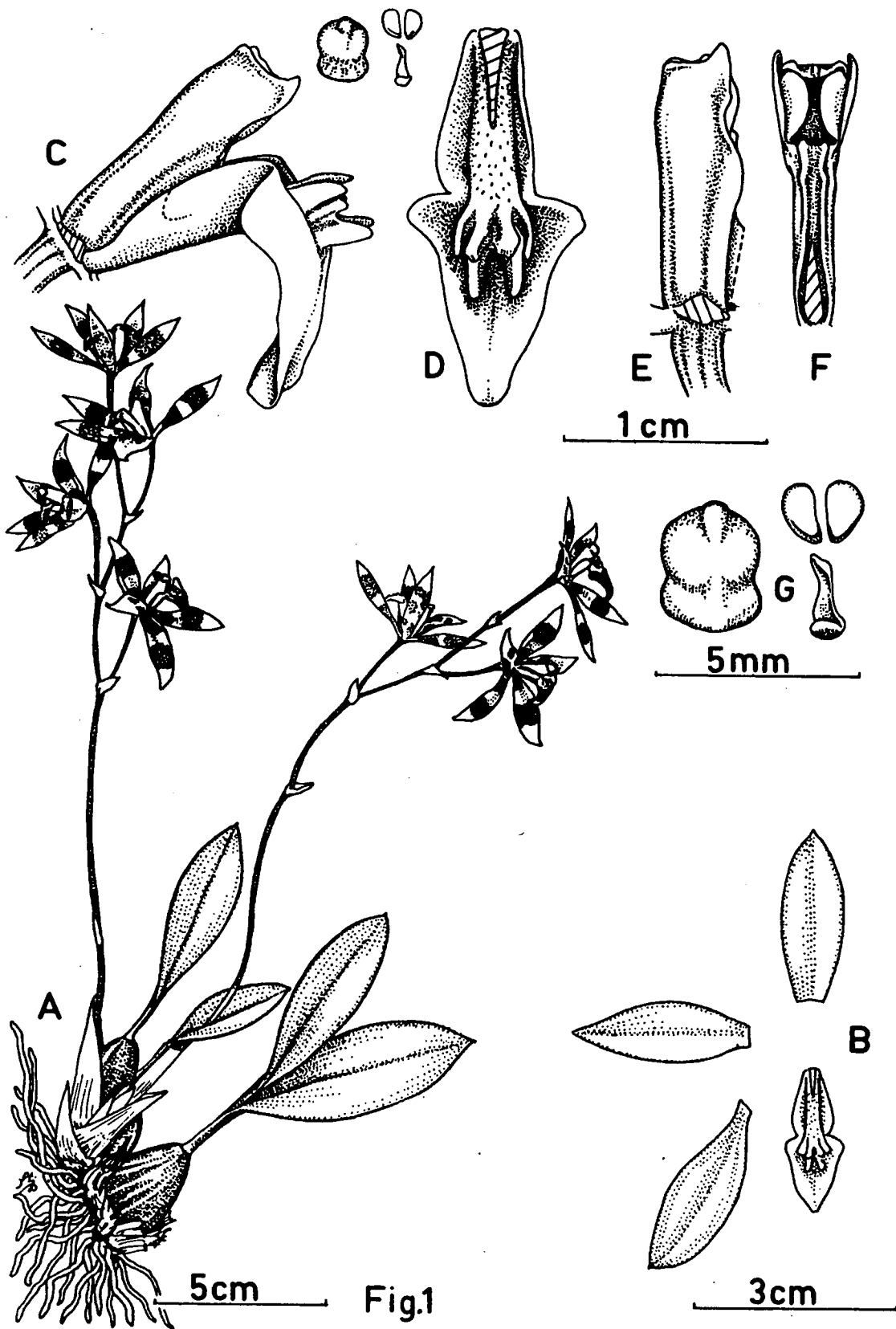


Fig.1

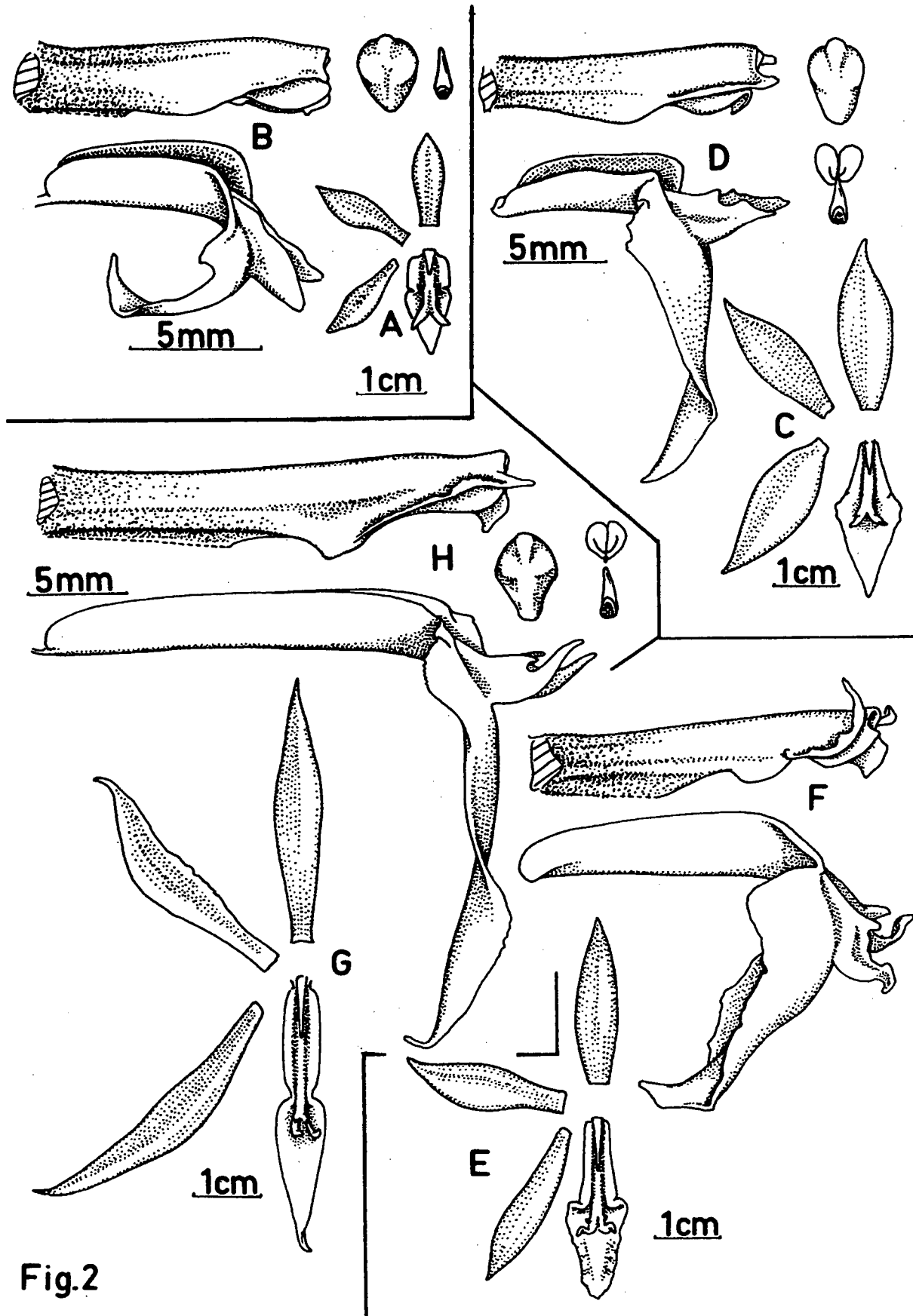


Fig.2

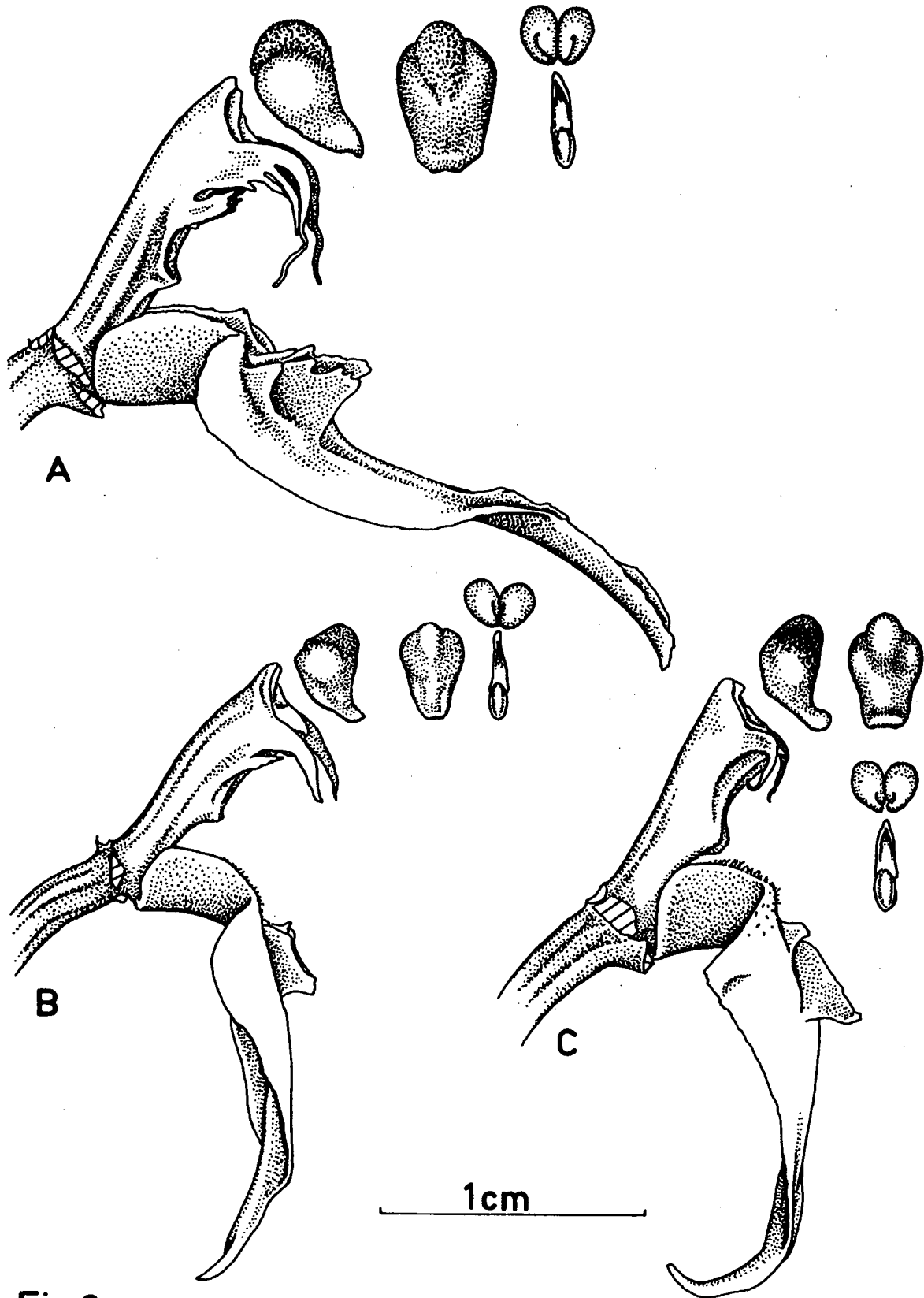


Fig.3



Odontoglossum platynaris



Oda Heatonensis x Harry Baldwin



Odm Ocean Falls 'Sunset Falls'

All photographs are courtesy of Greg Allikas.

© 2008 Greg Allikas -www.orchidworks.com



Cyrt. ioplocan 'Maribel'
HCC/AOS



Miltoniopsis roezlii var. albescent 'Monica'
AM/AOS



Miltoniopsis roezlii var. xanthina 'Maria Cristina'
CHM/AOS



Miltoniopsis Sierra Snows 'Colomborquideas'
AM/AOS



Odm luteo-purpueum 'Paula'
AM/AOS



Odm luteo-purpueum 'Benjamin Ramirez'
AM/AOS



Onc. Mulatta's Dancing 'Ana Pita'
AM/AOS



C. forbesii 'Orquifollajes'
AM/AOS



Dracula gorgona var. xanthina 'Colomborquideas'
FCC/AOS