

Scoil Naomh Eltin

## Home-School Assignments

**Class Level:** 4<sup>th</sup> Class B (Ms. Roberts)

**Week Beginning:** Monday 27th of April 2020

Dear 4<sup>th</sup> Class B,



Congratulations on all of the work you are doing at home. I have received some wonderful samples of your work during the week. Keep up the good work and continue to send me one or two of your best pieces each week at [jasmine.roberts@scoilnaomheltin.ie](mailto:jasmine.roberts@scoilnaomheltin.ie). (Please ensure you get your **parents** to email me work using **their email address only**) and I can display it on our class webpage with your parent's permission. Please ensure that emails are sent from **one** of your **parent's emails addresses only**. **Parents of 4<sup>th</sup> Class B, please monitor** email activity on **your** account at all times and check your Aladdin app for notices from the school regularly. If you need any additional support, Ms. O'Driscoll would be happy to help. You can email her at [avril.odriscoll@scoilnaomheltin.ie](mailto:avril.odriscoll@scoilnaomheltin.ie). We are happy to support you with your school related queries via email on school days between 9:15 – 2:55. Please scroll down to the end of this work bank for information on **Typing.com**.

I do not want anybody to feel under pressure as I understand that people have their own challenges to face. This work bank **is just a guide** and you can **choose what works for your family**, so please **do not feel under any pressure** to complete everything. Just do what you can. Please **do not feel overwhelmed** by all the text. Most of the text is just **instructions** and explanations to guide you. I have not increased the workload so please **don't worry**. Rather than sharing too many links in this document Mr Murray has created a Padlet website to hold all the online links for additional activities/competitions. The link for this is listed below: <https://padlet.com/SNE5th2020/17c8h0adqext3pya>

Ms Roberts

<b>Monday</b>	<p><b>Maths:</b> Busy at Maths Chapter 26: Chance p.129 Q1 -10 (Date, rule page, page number and scroll down for maths answers to correct below Irish and Probability with Dice pictures)</p> <p>Video to help with understanding chance <a href="https://www.youtube.com/watch?v=rIUZXrJGuf8">https://www.youtube.com/watch?v=rIUZXrJGuf8</a></p> <p>Tables: Divide by 1 and 7 (I'm not assigning Master Your Maths as I want you to focus on Busy at Maths )</p> <p><b>English:1. Reading-</b> Reading Zone Unit 29 The Lady of Stavoren read p.119 -121 <b>Writing:</b> B and C p.122 in your homework copy ( Date, title, page number)</p> <p><b>2.Reading:</b> New Treasury 4: Kidnapped p.90 <b>Writing:</b> Exercise A and Vocabulary p.91 in New Treasury 4 (Details on how to access are in the Friday section of this document).</p> <p><b>3.Spellings</b> Unit 28 (First 4) (SNIP group you can attempt these spellings as well. If you would prefer to learn 8 out of the 16 spellings you may find that easier to manage SNIP group but by all means attempt the full amount if you want to. It is <b>your decision</b> SNIP group). If you scroll down towards the end of this document you will find a list of your spellings below Friday's work bank template.</p> <p><b>4.Typing.com optional activity</b> – See details at the end of the work bank after maths answers.</p> <p><b>Gaeilge: 1.Spellings Sheet:</b> Subtheme (Tithe -Houses). This is part of our 'sa bhaile' theme which means 'at home' which is our main theme for the next few weeks. Differentiated group you can learn your usual 4 spellings and one phrase. However, don't forget to read over the other spellings and phrases to familiarise yourself with the vocabulary differentiated group. If you are struggling with pronunciation go to <a href="http://www.teanglann.ie">www.teanglann.ie</a> and type your word into the search box, click the search icon with the little magnifying glass and then click on the Pronunciation button which says</p>
---------------	---

Foghraíocht with a sound icon above it on the right which can help you with sounding out the words and then click éist which means listen under Cúige Mumhan (Munster). Scroll down underneath English spellings sheet for Irish sheet.

**2. Bua na Cainte Book (Please scroll down for instructions)**

Aonad 2 Ceacht 1



**Bí ag Léamh Cén saghas tí é?**



Is bungaló é.



Is teach scoite é.



Is teach leathscioite é.



Is árasán é.



Is teach dhá stór é.



Is teach solais é.



**Obair Bheirte**



1 Cén saghas tí é?



2 Cén saghas tí é?



3 Cén saghas tí é?



4 Cén saghas tí é?



5 Cén saghas tí é?



6 Cén saghas tí é?



**Freagair na Ceisteanna**



1 An bungaló é?

Is ea. \_\_\_\_\_  
Is bungaló é. \_\_\_\_\_



2 An teach solais é?

Ni hea. \_\_\_\_\_  
Ni teach solais é. \_\_\_\_\_



3 An teach leathscioite \_\_\_\_\_



4 An árasán é? \_\_\_\_\_



5 An bungaló é? \_\_\_\_\_



6 An teach leathscioite \_\_\_\_\_

1. Read the top of p.146 where it says Bí ag léamh
2. Do the obair bheirte exercise where you read the first question out loud (orally) to yourself 'cén saghas tí é?' which means 'what type of house is it?' I look at the first picture and see if it looks like any of the pictures above. It looks like a teach scoite – detached house so I will say to myself 'Is teach scoite é'. That is the answer to the first question. Remember to use [www.teanglann.ie](http://www.teanglann.ie) to help you with pronunciation. (Press English option on the right if you are struggling to understand the website).
3. Complete Freagair na céisteanna. Write the answers onto the sheet or write them into your copy. The first question asks you 'An bungaló é?' which means is it a bungalow? You look for the picture up top for bungaló and see if it is the same. If it is, you answer by writing: Is ea (means It is). Is bungaló é. (It is a bungalow). Look at the second question. An teach solais é? – Is it a lighthouse? Look at the picture up top and you will see it definitely is not a lighthouse so you will write 'Ní hea' (It is not). Ní teach solais é (It is not a lighthouse). You complete the rest of the questions just like I did for the first 2 examples and you can use your spellings sheet to help you.

**3. Leabhar Litrithe:** Aonad 2 Ceacht 1 lch 44. Here you are just practicing your spellings of the different houses based on the previous exercise and your spellings sheet.

**4. Cúla 4 ar scoil.** This is on tv on TG4 every day at 10.00am - 10.30am

**Optional Art Activity:** Silhouette art is where you create a shape/character on black paper and you cut it out and stick it onto a coloured/light background or a painted background. Please note, if you do choose to paint the background, ensure it is dry before sticking on the black silhouette template with glue. For inspiration please see images below. If you need help with drawing a character outline/shape use Don's channel <https://www.youtube.com/channel/UCo4dO9D4okn25M6mvfB02rQ>

from last week to help you. Tip – if you are outlining something on black paper it might be hard to see so you could use a pencil first and then go over it with a gold sharpie/gel pen as you will know then where to cut from (Just an idea).



**Tuesday**

**Maths:** Busy at Maths Chapter 26: Chance p.130 Q1 - Challenge (Date, rule page, page number). There is an online tutorial which is Tutorial 90 that I would like you to view. I am aware that some of you had issues with the cjfallon website last week. This was due to too many people using it at the same time. Try your best to get on it. If you can't, don't worry.

Please use the following steps to access the online tutorial:

1. Go to <https://my.cjfallon.ie/dashboard/student-resources>
2. Tick the box under Level: Primary
3. Tick the box under Class 4<sup>th</sup> Class (choose 3<sup>rd</sup> for 3<sup>rd</sup> class activity later on in the week)
4. Tick the box under Subject Maths
5. Tick the box under Series Busy at Maths
6. Tick the box under Title Busy at Maths Fourth Class (choose 3<sup>rd</sup> for 3<sup>rd</sup> class activity later on in the week)
7. Tick the box under Resource interactive ( Tick online book, give email, password and click select student if you do not have a Busy at Maths book).
8. Scroll down and click the next button until you see Tutorial 90 click the button beside it that looks like an eye in a box.

Tables: Divide by 1 and 7

**English:1. Reading-** Reading Zone Unit 29 The Lady of Stavoren read p.119 -121

**Writing:** D p.123 in your homework copy ( Date, title, page number)

**2. Reading:** New Treasury 4: Kidnapped p.90

**Writing:** Word Study: Suffixes and Phonics: Revision in New Treasury 4 on p.92 (Details on how to access New Treasury online are at the end of this document in the Friday section).








**3. Spellings** Unit 28 (Next 4). Spellings are below this document.

**4. Typing.com optional activity** – See details at the end of the work bank below maths answers.

**Gaeilge: 1.** Complete spellings and phrases on spellings sheet.

**2.** Bua na Cainte Book Ich 147 (Please scroll down for picture and the rest of instructions)

## Bí ag Léamh

			
Tá mé i <b>mo chónaí</b> i Lú.	Tá tú i <b>do chónaí</b> i Mí.	Tá sé ina <b>chónaí</b> i mBaile Átha Cliath.	Tá sí ina <b>cónaí</b> i gCill Mhantáin.
			
Táimid inár <b>gcónaí</b> i Loch Garman.	Tá sibh in <b>bhur gcónaí</b> i gCill Chainnigh.	Tá siad ina <b>gcónaí</b> i Laois.	



## Líon na Bearnaí

- mé:** Tá mé i \_\_\_ chónaí i Lú.
- tú:** Tá tú i \_\_\_ chónaí i Mí.
- sé:** Tá sé in \_\_\_ chónaí i mBaile Átha Cliath.
- sí:** Tá sí in \_\_\_ cónaí i gCill Mhantáin.
- sinn:** Táimid in \_\_\_ gcónaí i Loch Garman.
- sibh:** Tá sibh in \_\_\_ gcónaí i gCill Chainnigh.
- siad:** Tá siad in \_\_\_ gcónaí i Laois.



## Freagair na Ceisteanna

- Cá bhfuil tú i do chónaí?
- Cá bhfuil sé ina chónaí?
- Cá bhfuil sí ina cónaí?
- Cá bhfuil na buachaillí ina gcónaí?
- Cá bhfuil na páistí ina gcónaí?
- Cá bhfuil na cailíní ina gcónaí?

	<p>Read 'Bí ag léamh' on p.147. Tá mé i mo chónaí i Lú. The first sentence translates as 'I live in Louth'.</p> <p>Mé      mo chónaí – I live</p> <p>Tú      do chónaí – you live</p> <p>Sé      a chónaí – he lives</p> <p>Sí      a chónaí – she lives ( no h for the girl)</p> <p>Sinn      ár gcónaí – we live</p> <p>Sibh      bhur gcónaí – ye live</p> <p>Siad      a gcónaí – they live</p> <p>To complete Lín na Bearnaí. I will do the first one. This can be completed on your sheet by printing the above picture or you can copy it down into your copy.</p> <p>Lín na bearnaí lch 147 28/04/20</p> <p>1. <b>mé:</b> Tá mé i _____ chónaí i Lú. To find the answer I see that they have <b>mé</b> at the start of the sentence so I go to my penguin box and find the word beside <b>mé</b> which is <b>mo chónaí</b> so I must fill mo into my box. Therefore, my answer is Tá mé i <b>mo</b> chónaí i Lú. All I need to write is <b>mo</b> in the box. You then complete the rest of the questions using the same method. If writing in your copy you just write the word. E.g. 1.mo</p> <p><b>I know some of you are wondering what q 5, 6 and 7 are so I will go through these.</b> Sinn is ár gcónaí – we live. Sibh is bhur gcónaí – ye live and siad is a gcónaí – they live.</p> <p>You don't need to do the Freagair na Ceisteanna activity</p> <p><b>3.Leabhar Litrithe:</b> Aonad 2 Ceacht 2 Read the boxes and copy the sentences into the box on p.44. This is based on the previous exercise you completed.</p> <p><b>Optional PE Activity: Coach Clare's Athletics video</b> <a href="https://youtu.be/Zv0b9VzIOdE">https://youtu.be/Zv0b9VzIOdE</a></p> <p>(This is last week's video that you can complete and Mrs O'Hanrahan will send you out the new video on Aladdin during the week that you can also try).</p>
<p><b>Wednesday</b></p>	<p><b>Maths:</b> Chapter 26 Chance q1 -10 p.131 (Date, title, page number)</p> <p>CJ Fallon Tutorial 48 Busy at Maths 3 (this is a game from the 3<sup>rd</sup> class Busy at Maths book to help revise what was learned last year). Scroll up to Tuesday to view the steps on how to access CJ Fallon online. The only difference in the steps will be that you will tick the box for Third class instead of Fourth on step 3 and 6 and you will look for Tutorial 48 on step 8.</p> <p>Tables: Divide by 1 and 7</p> <p><b>English: Reading-</b> Reading Zone Unit 29 The Lady of Stavoren read p.119 -121.  <b>Writing:</b> E p.123 in your homework copy ( Date, title, page number)</p> <p><b>Reading:</b> Unit 7: Weather and Climate in Small World Geo/Science book p.42 and p.43  <b>Writing:</b> New Treasury 4: Grammar: Conjunctions A and B p.93 (date, title, page no.)</p> <p><b>3.Spellings</b> Unit 28 (Next 4)</p> <p><b>Gaeilge:1. Spellings Sheet</b> Next spellings and phrase on sheet.  <b>2.Bua na Cainte (Please scroll down for instructions on how to complete)</b></p>



**Bí ag Léamh**

**Bratach Lú**



dearg agus bán

**Bratach na Mí**



ór agus glas

**Bratach Bhaile Átha Cliath**



dúghorm agus gorm

**Bratach Chill Mhantáin**



gorm agus ór

**Bratach Loch Garman**



corcra agus buí

**Bratach Cheatharlach**



dearg, buí agus glas

**Bratach Chill Chainnigh**



dubh agus ór

**Bratach Laoise**



gorm agus bán

**Bratach Uíbh Fháilí**



glas, bán agus ór

**Bratach Chill Dara**



bán

**Bratach na hIarmhí**



marún agus bán

**Bratach an Longfoirt**



gorm agus buí



**Bí ag Caint**

1 Cén dath atá ar bhratach Lú?

Tá bratach Lú \_\_\_ agus \_\_\_.

3 Cén dath atá ar bhratach Bhaile Átha Cliath?

Tá bratach Bhaile Átha Cliath \_\_\_ agus \_\_\_.

5 Cén dath atá ar bhratach Loch Garman?

Tá bratach Loch Garman \_\_\_ agus \_\_\_.

7 Cén dath atá ar bhratach Chill Chainnigh?

Tá bratach Chill Chainnigh \_\_\_ agus \_\_\_.

9 Cén dath atá ar bhratach Uíbh Fháilí?

Tá bratach Uíbh Fháilí \_\_\_ agus \_\_\_.

11 Cén dath atá ar bhratach na hIarmhí?

Tá bratach na hIarmhí \_\_\_ agus \_\_\_.

2 Cén dath atá ar bhratach na Mí?

Tá bratach na Mí \_\_\_ agus \_\_\_.

4 Cén dath atá ar bhratach Chill Mhantáin?

Tá bratach Chill Mhantáin \_\_\_ agus \_\_\_.

6 Cén dath atá ar bhratach Cheatharlach?

Tá bratach Cheatharlach \_\_\_ agus \_\_\_.

8 Cén dath atá ar bhratach Laoise?

Tá bratach Laoise \_\_\_ agus \_\_\_.

10 Cén dath atá ar bhratach Chill Dara?

Tá bratach Chill Dara \_\_\_ agus \_\_\_.

12 Cén dath atá ar bhratach an Longfoirt?

Tá bratach an Longfoirt \_\_\_ agus \_\_\_.

1. Read the 'Bí ag léamh' section where they go through the colours of the flags for each county. Bratach means flag. You should know the colours at this stage as we did them a lot during the year.
2. In the Bí ag Caint section all you have to do is fill in the blanks. You're just filling in what colour each flag is. I would recommend printing this if you could and fill it in on the sheet. If you can't, just write the answer in your copy, not the sentence so you only have to write two words per line.

I will do the first one to show you.

Tá bratach Lú \_\_\_ agus \_\_\_\_\_. I look for the word Lú at the top of the page and I look at the flag with the words for the flag colours underneath. The answer is dearg agus bán.

On my sheet I fill in Tá bratach Lú **dearg** agus **bán**.

**In my copy (if I can't print it) I just write:**

Title: Bí ag caint

1. dearg agus bán (date, title, page number)

### 3. Leabhar Litrithe: Aonad 2 Ceacht 3 lch 45 write down the rooms of the house

**SPHE Optional activity:** Choose a relaxation technique to practice from the list I sent you out in last week's work bank pdf attachment called 'new relaxation techniques' document. Here is a link to a free mindfulness website for children called [www.smilingmind.com.au](http://www.smilingmind.com.au) where you can access a wide variety of resources such as mindfulness videos, recipes and mindfulness colouring. You can sign up for free. Even if you don't want to sign up, there are loads of accessible resources on the main page of the website. You just need to ensure you scroll down through the main page and they give you options to print off mindfulness colouring sheets for example.

<b>Thursday</b>	<p><b>Maths:</b> Chapter 26 Chance q1 -8 p.132 (Date, title, page number). View Tutorial 91 on the Cjfallon website. Scroll up to Tuesday for login details. This is from the Fourth Class Busy at Maths book and it is based on p.132. Remember on step 8 you are looking for Tutorial 91 and not 90. Scroll down for maths answers below Probability on Dice pictures which are below your Irish sheet.</p> <p>Tables: Divide by 1 and 7</p> <p><b>English: Reading-</b> Reading Zone Unit 29 The Lady of Stavoren read p.119 -121.  <b>Writing:</b> A p.122 in your homework copy ( Date, title, page number)</p> <p><b>Reading:</b> Unit 7: Weather and Climate in Small World Geo/Science book p.44 and p.45  <b>Writing:</b> New Treasury 4: Grammar: Conjunctions C p.93.</p> <p><b>3. Spellings</b> Unit 28 (Next 4)</p> <p><b>4. Typing.com optional activity</b> – See details at the end of the work bank after maths answers.</p> <p><b>Gaeilge:</b> 1. <b>Spellings Sheet</b> Next spellings and phrase on sheet.  2. <b>Bua na Cainte (Please scroll down for instructions on how to complete)</b></p>
-----------------	--



Sa Bhaile - Aonad 2 Ceacht 3

## Bí ag Léamh Cá bhfuil tú i do chónaí?



**Teach**  
Tá mé i mo chónaí i dteach dhá stór sa bhaile mór.  
Tá seomraí leapa, halla agus seomra folctha thuas staighre.  
Tá cistin, seomra suí, bialann agus seomra spraoi thíos staighre.  
Is breá liom mo theach mar tá gairdín ar chúl an tí. Bíim ag spraoi sa ghairdín.  
*Déan cur síos ar an teach.*

**Árasán**  
Tá mé i mo chónaí in árasán sa chathair.  
Tá cistin, seomra suí, seomraí leapa agus seomra folctha san árasán.  
Is maith liom m'árasán mar tá páirc mhór in aice le m'árasán. Bíim ag spraoi sa pháirc.  
*Déan cur síos ar an árasán.*



**Bungaló**  
Tá mé i mo chónaí i mbungaló faoin tuath.  
Tá halla, cistin, seomra suí, bialann, seomraí leapa agus seomra folctha sa bhungaló.  
Is maith liom é ach b'fhearr liom teach dhá stór mar ba mhaith liom staighre.  
*Déan cur síos ar an mbungaló.*



1. Read the top of p.45 in your Leabhar Litrithe from yesterday because it goes through the different rooms in a house with the help of pictures. I would also have my spellings sheet out and I would go through that.

2. Then I would read the picture above which is from p.149 from Bua na Cainte which talks about the different types of houses. Read the piece on Teach, Árasán and Bungaló and see if you notice what some of the sentences and words mean after learning your spellings sheet and doing leabhar litrithe on p.45. Then I want you to circle the rooms/words linked with houses that you know in the piece. If you don't print the picture it's fine, you can mentally notice them. You don't have to write anything. Just circle the words with a pencil or mentally take note of them. I'll give you an example.

When I read the top of p.45 in Leabhar litrithe I see the word halla and I know from the picture that it is a hall. Then I read the picture above from Bua na Cainte and see if I can find the word for hall which is halla in this piece and I see it in the second sentence up top under the heading 'Teach' so I circle it with my pencil or I mentally take note that I was able to recognise the word.

3. **Leabhar Litrithe:** Aonad 2 Ceacht 4 lch 45 9 (Match words to the picture).

4. **Cúla 4 ar scoil.** This is on tv on TG4 every day at 10.00am - 10.30am

	<b>Optional Science/Geography Activity:</b> Complete activities 1-7 on p.44 in your copy of your Small World Geo/Science Book Unit 7 Chapter on Weather and Climate.
--	--

<b>Friday</b>	<p><b>Maths:</b> View Youtube video on chance <a href="https://www.youtube.com/watch?v=GMiAbQ5yUDA">https://www.youtube.com/watch?v=GMiAbQ5yUDA</a></p> <p>Complete Q 1-10 from pictures called Probability with Dice below Gaeilge sheet. Zoom in on your mouse/phone screen if you are having trouble reading the questions. To zoom in you can press the large plus sign which has a symbol like this + at the top of the PDF . The answers are below the questions if you scroll down.</p> <p>Tables test: Divide by 1 and 7</p> <p><b>English: Reading</b> – Read p.42 – 45 in Small World Geo/Science book Unit 7: Weather and Climate</p> <p><b>Writing:</b> Complete activities A and B on p.46 of Small World Geo/Science Book Unit 7.</p> <p><b>Spelling:</b> Unit 28 Test</p> <p><b>Typing.com optional activity</b> – See details at the end of the work bank.</p> <p><b>Gaeilge :</b> Spellings Test in test copy. For the frasaí you could practise with a sibling at home/phone a friend. You could also play bingo like we do in school with one of your siblings.</p> <p>Complete a word search (Cuardach Focal) where you must look for the different rooms in the house. See Cuardach Focal document which is sent as an additional attachment.</p> <p><b>Optional Activity:</b> I’ve assigned some chance and probability maths games on Mangahigh.</p> <p>How to access online resources:</p> <table border="1" data-bbox="277 1245 1477 1509"> <tr> <td style="width: 30%;"><b>Manga High</b></td> <td> <ol style="list-style-type: none"> <li>1. Go to <a href="https://www.mangahigh.com/en-gb/">https://www.mangahigh.com/en-gb/</a> and click the Log In button.</li> <li>2. Enter the log in details.</li> <li>3. Complete the assigned games before the deadline (the games will require you to try a number of times before you succeed – don't give up!)</li> <li>4. Students are free to complete other games in Manga High that are not assigned.</li> </ol> </td> </tr> </table> <p><b>How to access New Treasury 4 online</b></p> <p>The following are the guidelines on how to access New Treasury 4 online and supplementary resources:</p> <ol style="list-style-type: none"> <li>1. Go to FolensOnline.ie and click register</li> <li>2. Select Teacher</li> <li>3. Fill in your own username, email and password</li> <li>4. For Roll number use the code: Prim20</li> <li>5. In the search box at the top type in New Treasury 4</li> <li>6. Click New Treasury 4 e-book</li> </ol>	<b>Manga High</b>	<ol style="list-style-type: none"> <li>1. Go to <a href="https://www.mangahigh.com/en-gb/">https://www.mangahigh.com/en-gb/</a> and click the Log In button.</li> <li>2. Enter the log in details.</li> <li>3. Complete the assigned games before the deadline (the games will require you to try a number of times before you succeed – don't give up!)</li> <li>4. Students are free to complete other games in Manga High that are not assigned.</li> </ol>
<b>Manga High</b>	<ol style="list-style-type: none"> <li>1. Go to <a href="https://www.mangahigh.com/en-gb/">https://www.mangahigh.com/en-gb/</a> and click the Log In button.</li> <li>2. Enter the log in details.</li> <li>3. Complete the assigned games before the deadline (the games will require you to try a number of times before you succeed – don't give up!)</li> <li>4. Students are free to complete other games in Manga High that are not assigned.</li> </ol>		

## Unit 28

soccer

hurling

camogie

gaelic

rounders

rugby

snooker

tennis

golf

handball

hockey

swimming

referee

chess

basketball

athletics

Seachtain 30 Fothéama: Tithe (Houses)

Lá	Litriú	Béarla
Dé Luain	1. bungaló	bungalow
	2. árasán	apartment
Dé Máirt	3. teach	house
	4. teach dhá stór	two-story house
Dé Céadaoin	5. teach scoite	detached house
	6. teach leathscote	semi-detached
Dé Déardaoin	7. teach solais	lighthouse
	8. caisleán	castle
Dé hAoine	Scrúdú	Test

Lá	Frásaí	Meaning
Dé Luain Frás 1 (Only learn what is highlighted in bold – the question is there just to help you)	Cá bhfuil tú i do chónaí? <b>Táim i mo chónaí i gCionn tSáile</b>	Where do you live? I live in Kinsale
Dé Máirt Frás 2	Cén saghas tí é? Is _____ é (choose a house above) For example, Is teach dhá stór é.	What type of house is it? It is a _____. It is a two-story house
Dé Céadaoin Frás 3	Cá bhfuil tú i do chónaí? <b>Táim i mo chónaí sa _____.</b> Choose <b>one</b> option bhaile mór chathair faoin tuath (leave out sa) <b>Táim i mo chónaí faoin tuath</b>	Where do you live? I live in a _____. town city countryside I live in the countryside
Dé Déardaoin Frásaí x3	Ag dul siar	Revision of 3 phrases.
Dé hAoine	Scrúdú Béal	Oral Test ( You could phone one of your friends and test each other – Just a suggestion!)

### Probability with Dice

1. Sam rolls a die. The probability of the die landing on a 2 is \_\_\_\_\_ the probability of the die landing on a 6.



- a. less than
- b. greater than
- c. the same as

2. Ally rolls a 5 with a die. If she rolls the die a second time, the probability of the die landing on 5 again is \_\_\_\_\_ the odds of it landing on 5 the first time.



- a. less than
- b. greater than
- c. the same as

3. Avery rolls a die. What is the probability that the die lands on a 3?



- a. 1 out of 6
- b. 2 out of 6
- c. 3 out of 6
- d. 6 out of 6

4. What is the probability of rolling either a 1 or 4 on a die?



- a. 1 out of 2
- b. 1 out of 3
- c. 1 out of 4
- d. 1 out of 6

5. You roll a six sided die. What is the probability that it lands on an odd number?



- a. 1 out of 2
- b. 2 out of 2
- c. 1 out of 6
- d. 2 out of 6

6. What is the probability of rolling a die and getting a number less than 5?



- a. 1 out of 2
- b. 1 out of 3
- c. 2 out of 2
- d. 2 out of 3

7. What is the probability of rolling a 6 sided die and it landing on a prime number?



- a. 1 out of 2
- b. 1 out of 3
- c. 1 out of 4
- d. 1 out of 6

8. The probability of rolling a 2 with a die is the same as the probability of rolling which of the following?




- a. an odd number
- b. an even number
- c. a number less than 2
- d. a number greater than 2

9. Which is the best estimate of the number of times you would need to roll a 6 sided die in order to roll a 4 one time?



- a. 1
- b. 2
- c. 4
- d. 6

10. Ben rolls a 6 with a die. Which of the following is equally as likely to be rolled on his next toss of the die?



- a. an odd number
- b. an even number
- c. a whole number
- d. the same number

### Probability with Dice Answer Key

1. Sam rolls a die. The probability of the die landing on a 2 is \_\_\_\_\_ the probability of the die landing on a 6.



- a. less than
- b. greater than
- c. **the same as**

2. Ally rolls a 5 with a die. If she rolls the die a second time, the probability of the die landing on 5 again is \_\_\_\_\_ the odds of it landing on 5 the first time.



- a. less than
- b. greater than
- c. **the same as**

3. Avery rolls a die. What is the probability that the die lands on a 3?



- a. **1 out of 6**
- b. 2 out of 6
- c. 3 out of 6
- d. 6 out of 6

4. What is the probability of rolling either a 1 or 4 on a die?



- a. 1 out of 2
- b. **1 out of 3**
- c. 1 out of 4
- d. 1 out of 6

5. You roll a six sided die. What is the probability that it lands on an odd number?



- a. **1 out of 2**
- b. 2 out of 2
- c. 1 out of 6
- d. 2 out of 6

6. What is the probability of rolling a die and getting a number less than 5?



- a. 1 out of 2
- b. 1 out of 3
- c. 2 out of 2
- d. **2 out of 3**

7. What is the probability of rolling a 6 sided die and it landing on a prime number?



- a. **1 out of 2**
- b. 1 out of 3
- c. 1 out of 4
- d. 1 out of 6

8. The probability of rolling a 2 with a die is the same as the probability of rolling which of the following?




- a. an odd number
- b. an even number
- c. **a number less than 2**
- d. a number greater than 2

9. Which is the best estimate of the number of times you would need to roll a 6 sided die in order to roll a 4 one time?



- a. 1
- b. 2
- c. 4
- d. **6**

10. Ben rolls a 6 with a die. Which of the following is equally as likely to be rolled on his next toss of the die?



- a. an odd number
- b. an even number
- c. a whole number
- d. **the same number**

- 2.
- (a) hrs mins  
3 84  
4 24
- (b) hrs mins  
5 93  
6 33
- (c) hrs mins  
5 107  
6 47
- (d) hrs mins  
5 86  
6 26
- 3.
- (a) hrs mins  
5 28
- (b) hrs mins  
6 27
- (c) hrs mins  
8 33
- (d) hrs mins  
8 17
- 4.
- (a) hrs mins  
7 30
- (b) hrs mins  
7 15
- (c) hrs mins  
9 10
- (d) hrs mins  
9 50
- 5.
- (a) hrs mins  
6 03
- (b) hrs mins  
8 25
- (c) hrs mins  
6 17
- (d) hrs mins  
7 27
- (e) hrs mins  
8 53

PAGE 127

1.  
(a) hrs mins  
2 48

(b) hrs mins  
2 45

(c) hrs mins  
1 55

(d) hrs mins  
1 48

2.  
(a) hrs mins  
3 47

(b) hrs mins  
1 39

(c) hrs mins  
3 53

(d) hrs mins  
1 39

3.  
(a) hrs mins  
2 54

(b) hrs mins  
3 49

(c) hrs mins  
2 41

(d) hrs mins  
5 49

(e) hrs mins  
3 55

4. 1hr 52 mins

Challenge: (a) 2hrs 27mins  
(b) 4hrs 54mins

PAGE 128

- A 1. 9 minutes  
2. 25 minutes  
3. 1hr 27mins  
4. 1hr 45mins  
5. 18 minutes  
6. 46 minutes  
7. 57 minutes  
8. 47 minutes

9. 29 minutes  
10. Space School  
11. 8:10  
12. 54 minutes

- B 1. 57 minutes  
2. 1hr 42mins  
3. 1hr 40mins  
4. 1hr 15mins  
5. 2hrs 51mins  
6. 3hrs 14mins  
7. 14 minutes  
8. Portlaoise to Limerick Junction  
9. 2hrs 17mins  
10. 1hr 32mins  
11. (a) 1hr 49mins  
(b) car by 10 mins

Challenge: 6hrs 28mins

PAGE 129

1. possible  
2. impossible  
3. certain  
4. possible  
5. certain  
6. possible  
7. likely  
8. impossible  
9. definite  
10. never

199  
157

PAGE 130

1. certain  
2. possible  
3. impossible  
4. possible

Challenge: impossible

PAGE 131

1. possible (unlikely)  
2. always  
3. never  
4. possible (likely)  
5. possible (likely)  
6. never  
7. possible  
8. possible (unlikely)  
9. never  
10. always

PAGE 132

1. 5 out of 6  
2. 1 out of 6  
3. 1 out of 4  
4. 3 out of 4  
5. 3 out of 6 (1 out of 2)  
6. 2 out of 6 (1 out of 3)  
7. 0 out of 6  
8. 2 out of 8 (1 out of 4)

PAGE 133

1.  
(a) 50m  
(b)  $\frac{15}{100}$ km  
(c) 0.35km  
(d) 450m  
(e)  $\frac{56}{100}$ km  
(f) 770m  
(g)  $\frac{77}{100}$ km  
(h) 0.77km  
(i) 930m  
(j) 0.97km
2.  
(a) 1000m  
(b) 500m  
(c) 250m  
(d) 100m  
(e) 300m  
(f) 700m  
(g) 10m  
(h) 170m  
(i) 230m  
(j) 100m  
(k) 200m  
(l) 700m  
(m) 10m  
(n) 190m  
(o) 630m  
(p) 800m  
(q) 990m  
(r) 770m

3.  
(a)  $300\text{m} - \frac{3}{10}\text{km} = 0.3\text{km}$   
(b)  $600\text{m} - \frac{6}{10}\text{km} = 0.6\text{km}$   
(c)  $90\text{m} - \frac{9}{100}\text{km} = 0.09\text{km}$   
(d)  $60\text{m} - \frac{6}{100}\text{km} = 0.06\text{km}$   
(e)  $830\text{m} - \frac{83}{100}\text{km} = 0.83\text{km}$   
(f)  $750\text{m} - \frac{3}{4}\text{km} = 0.75\text{km}$

**Typing.com** - Something new this week is typing.com which aims to teach students the correct method for keyboard typing. We have included a step by step guide to setting up an account to link with the school on the next page. It operates similar to Manga High where we, as teachers, can assign lessons and tasks. We expect it to only take 10 to 15 minutes a day but it will require a laptop or desktop computer. As with learning any new habit, little and often is better than large chunks of practice.

### **Typing.com Step-by-Step Guide to “Joining the Typing.com Class”**

**For parents:** Like all the assignments we provide, this is optional. If you believe it will be of benefit to your son/daughter and (possibly more importantly) if you have the laptop, WiFi and time for it then give it a go. The typing course can be completed in approximately 7-8 weeks (taking one lesson per day, using 5-day weeks). Students are free to move as quickly or as slowly through the typing course as they wish but little and often is the best policy we find. Lessons take 10-15 minutes per day. We understand that devices and WiFi are at a premium in homes where parents are working from home online. The lessons could be completed early in the morning or in the evening or when parents are taking breaks from work.

**Set up should be completed by parents as it requires consent to be provided to the Typing.com’s Privacy Policy and Terms and Conditions.**

When setting up make the website language is set to “UK English” (not US English).

**Step 1:** Use the link on the Padlet website for Typing.com. This is a unique link to access the “online class”. Here is the link as well - <https://www.typing.com/student/join#5EA198EF8BF1E>

**Step 2:** If a student has a typing.com account already (which some of you have with the details in your journal from Ms O’Driscoll) they need only log in using the link in step 1. Alternatively, they can log in to typing.com, go to the “Account Settings” and join another class using the join code “5EA198EF8BF1E”

If no account has been set up previously click the button to set up a new account and follow the instructions to create a username and password.

**Step 3:** Once registered, click on “Themes” at the top of the screen and select the background and avatar to suit your student.

**Step 4:** Once a student registers for the class, we, as administrators, must approve them joining. This may take some time but we will check the account daily.

On Monday, the only task will be to complete the setup. We will assign 1 lesson daily starting on Tuesday. No lessons will be assigned at the weekends of bank holidays. Don’t worry if you don’t register on Monday. Register when possible and you and your student can follow the lessons from there.

### **Tips:**

- Your daughter/son will need some help initially placing their hands in the correct position on the keyboard. The tutorial will try to highlight this also (right index finger starts on j, left index finger starts on f).
- The course uses audio-visual tutorials to start each lesson so earphones or a headset might be required.