

2007  
PREMIUM  
PRODUCTS CATALOG



**We know more  
about Outerspace  
than our own Oceans.  
It's time to change that!**

## **Exploration should never stop.**

**If you are new to the sport of scuba diving, or if you are a veteran diver with thousands of dives, you have come to the right place. Dive Rite and its authorized dealers are as passionate about exploring the underwater world as you are. Gear up and hit the water with confidence, we built your equipment to take you as far as you want to go.**

- |    |                        |    |                             |
|----|------------------------|----|-----------------------------|
| 4  | TransPac               | 20 | Masks – Fins - Snorkels     |
| 7  | Sidemount              | 22 | Cutting – Safety – Liftbags |
| 8  | Air cells              | 23 | Hardware – Tank Accessories |
| 10 | Backplates - Harnesses | 24 | Valves – Bands              |
| 11 | Pockets                | 25 | Gas Analyzers               |
| 12 | Regulators             | 26 | Reels                       |
| 14 | Computers              | 28 | Exposure Suits              |
| 16 | Gauges                 | 30 | Optima CCR                  |
| 17 | Slates                 | 34 | Tank Mounting System        |
| 18 | HID and Lighting       |    |                             |

Get the details  
and keep current  
by visiting our  
informative  
website!



Layout and design: Jeff Gourley  
Cover photo and background photo:  
SCUBAZOO.  
Back cover: Jill Heinerth

This catalog is Copyright © 2007 by  
Lamartek, Inc., d.b.a. Dive Rite. All  
rights reserved. Printed in USA.

Dive Rite® is a registered trademark  
of Lamartek, Inc., d.b.a. Dive Rite.  
TransPac®, Tekreational®, Travel  
Wing, Trek Wing, Rec Wing, DualRec  
Wing, Super Wing, SuperOne Wing,  
Venture Wing, NiTek®, NiTekLogic,  
Modular Lighting System (MLS),  
Modular Valve System (MVS), Dive  
wRites®, RG1200, and RG2000 are  
also trademarks of Lamartek, Inc.

DIVERITE.COM

# The TransPac Promise:

“If you think there is a dive that you cannot do on the TransPac contact me directly. I will either tell you or come show you how it can be done.”

*-Lamar Hires*  
CEO  
Dive Rite

**MADE  
IN THE  
USA**

TransPac is the original, made in the USA, BC harness



Annie B. 24 Mar

Cancun, Spr Break



TransPac Explorers

Jerry and Kat



TransPac on line



South

TransPac Recreational



TransPac Doubles

Vanua Levu

The TransPac is the most innovative and versatile diving harness on the market. It is designed and tested to meet the most rugged diving conditions while maintaining absolute comfort. The TransPac is completely modular so not only can it be customized to fit any body type, but each piece can be replaced.



From comfortably cruising shallow reefs to penetrating deep wrecks and caves the TransPac is the original, made in the USA, BC harness that can be readily switched from single tanks to doubles, or even used with side-mounted tanks. Standard features include shoulder, waist and back plate D-rings, stainless waist belt buckle, dual shoulder releases and our exclusive dual cast stainless tank cam strap buckles. Combine the TransPac with one of our many aircells and you have a BC system that is built exactly the way you want it. The TransWeight system and other accessories can be easily mounted on the 2-inch waist belt. Optional crotch straps can increase the stability of the harness. All harnesses, aircells, and BC's come with the Dive Rite Lifetime Warranty. Available in sizes extra small through extra-extra large in black, red or blue.



T2133-16lbs.

T2128-32lbs.



T2133 installed on TransPac

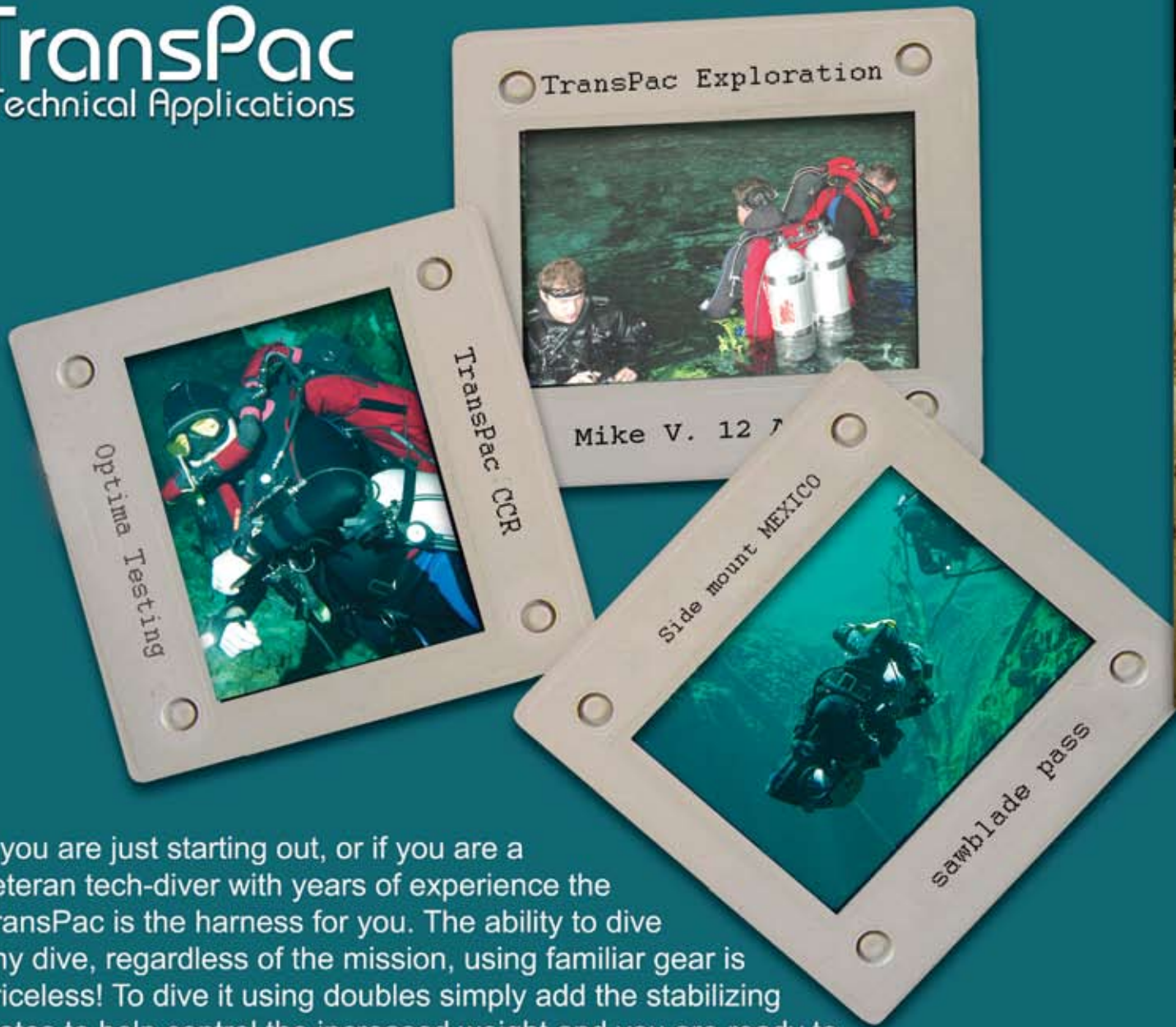


T2109-32lbs. (Classic)



# TransPac

Technical Applications



If you are just starting out, or if you are a veteran tech-diver with years of experience the TransPac is the harness for you. The ability to dive any dive, regardless of the mission, using familiar gear is priceless! To dive it using doubles simply add the stabilizing plates to help control the increased weight and you are ready to dive doubles in comfort.



For sidemounting select our specially designed air cell, tank bungees, and a butt-plate and you are ready to start exploring.



The TransPac also easily adapts to any rebreather giving you the ability to select the appropriate air cell for the mission. Many of our air cells give additional lift down low, to compensate for the weight of the regulators and tank valves, and provide perfect trim.

# NOMAD

Sidemounting System



Photo: JILL HEINERTH

Dive Rite is proud to offer the first complete side-mounting system shipped completely assembled and ready to dive. The NOMAD is based on the innovative TransPac harness so it is easily customized to fit divers of all sizes including petite divers and divers over six feet five inches tall. The Nomad aircell was engineered to not only deliver superior lift, but excellent streamlining by integrating the harness through specially designed wing keepers that hold the wing low across the diver's back and reduce drag. Proper trim is achieved with the longer wing, utilizing a gusset control cord that forces the lower portion of the wing to inflate preferentially, keeping lift around the divers hips where it is needed. This new design touts 50-pounds of lift—allowing divers to dive any size tanks using a wetsuit or a drysuit!

One-inch stainless steel D-rings along the TransPac provide easy mounting of a primary canister light; an important issue when sidemounting. Tanks are attached with an all-new bungee and butt-plate system that allow the tanks to ride comfortably at the diver's side. The new bungee system prevents the tanks from being jammed under the diver's arms and increases safety by eliminating "A-framing" when backing out of tight restrictions. Tank bungees can be ordered in three lengths: 15-inch for the petite diver, 17-inch for the standard diver and 19-inch for the tall or extra large diver. All hardware used on the Nomad is stainless steel.

The Nomad has been tested in the harshest of environments and pushed to the absolute limits. From "supermanning" 45's through the smallest cave to carrying 120's to the end of the line, the Dive Rite Nomad is the complete sidemount system to allow you to explore your limits.



NOMAD Profile



Air Cell BC2083



NOMAD Back

# AIR CELLS

Dive Rite knows that diving conditions, and divers' buoyancy requirements, vary around the world. We realize that not one aircell can do it all, so we have designed a complete line of interchangeable aircells, BCs and harnesses to meet the varying challenges you will face. So if you enjoy shallow reef diving or deep technical diving, or choose to dive it all, we have an aircell to meet your needs.

Our aircells are richly featured and offer such innovations as *GCS* (our exclusive gusset control system). The *GCS* forces the air cell to stay compact to minimize drag in-water, and help diver trim. The variable adjustment of the *GCS* allows divers to quickly adjust the amount of lift needed when changing from single to twin cylinders for optimal trim. Other aircell options include: the redundancy of two bladders in one shell, a regular elbow or pull-down exhaust at the top attachment point, over-pressurization valves, manual dump valves, and much more...

All Dive Rite aircells are made in the USA and include an ergonomically designed, injection molded inflator mechanism, Cordura™ outer bag, and a 15 mil puncture resistant inner bladder. The inflator is attached to our durable corrugated hose with a nut and bolt and all metal parts are chromed-brass or stainless. Our inflators meet all training agency requirements. Dive Rite offers inflator hoses in various lengths (included with purchase). All aircells, BC's, and harnesses come with the Dive Rite lifetime warranty.

Regular  
elbow or  
pull-down  
exhaust



*GCS* System  
available on  
selected  
models



Redundant  
systems available  
on all air cells





Air Cell Name	Part #	Lift lbs/kgs	Outer Bag Material	Color	Redundant Available	GCS	Tank Config.
Travel	BC2071	30/14	1680 denier Nylon	●	no	no	Singles
Venture	BC2077	30/14	1680 denier Nylon 1000 denier Cordura™	● ● ●	no	no	Singles
Trek	BC2060	40/18	1680 denier Nylon 1000 denier Cordura™	● ● ●	no	yes	Both
Rec	BC2074	51/23	1680 denier Nylon 1000 denier Cordura™	● ● ●	yes	yes	Both
Classic	BC2030	59/27	1680 denier Nylon 1000 denier Cordura™	● ● ●	yes	no	Doubles
Super	BC2073	77/35	1680 denier Nylon	●	yes	yes	Doubles



Photo: SCUBAZOO

# TransPlate



## Harnesses and Backplates

Dive Rite offers three styles of webbing harnesses. The Deluxe Harness offers pivot rings and a chest strap for comfort, also available with a quick release on the left shoulder. The Basic Harness is a continuous piece of webbing preferred for its simplicity. All webbing harnesses include abrasion sleeves for backplate to webbing contact.

Basic - BC1063

Deluxe - BC1080 (shown)

Deluxe Quick Release - BC1080Q



Deluxe  
BC1080

Dive Rite back plates have been time-tested for technical diving. The stainless steel and aluminum models have perimeter attachment points and slots for optional 1- or 2-inch crotch straps. Both stainless steel and aluminum back plates have cam strap slots for mounting single cylinders.

Stainless steel BC2116 (5 lbs)

Aluminum BC1034 (1.5 lb)



The TransPlate is an innovative harness designed specifically for hard back plates. The TransPlate harness utilizes many features and benefits of the TransPac harness for divers who demand comfort and the perfect fit when using a stainless steel or aluminum back plate. The harness shoulders and waist belt quickly install on any hard back plate. The unit comes complete with shoulder and waist d-rings. The TransPlate harness can be used with any of Dive Rite's high quality aircells. Available in 4 sizes from M to XXL.

# Pockets

**Thigh Pocket, BC2761:** If you need the type of pocket normally installed on a wet suit or dry suit thigh (but don't have one), this item makes a handy alternative. The pocket measures 5.5 x 9 inches. It also enables you to keep the same items with you when you change suits. Includes internal D-ring and slate pocket. Closes securely with a Velcro® flap. The Thigh Pocket features two elastic/webbing strap combos and 1 1/2 inch buckles for closure.



**Deep Bellows, BC2762:** This innovative pocket is 6-inches wide, 10-inches long and 2.5 inches deep. It is full of useful features: Heavy top closure flap with pull tab - 22 square inches of heavy duty Velcro® ensures items stay secure until you open it. The ergonomic design makes opening easy, even with heavy gloves on. Dual side grommets- run a shock cord or surgical tubing between the grommets to clip the line arrows, markers or connectors to. Interior D-ring - connect lanyards or lines to prevent dropping items during deployment. Mesh divider - keeps your slates and tables separate from other more bulky items.



**Clipper Pocket, BC2714:** Clipper Pocket can be used as a weight pocket (up to five pounds), a slate pocket, or a utility pocket. It is designed to mount in a variety of positions to meet divers individual needs.



**Two-Zip Pocket, BC2014:** These pockets attach to any 2-inch webbing belt and are 10 x 7 inches. They have two compartments, and are quite capable of storing large items. Available in three colors: red, blue and black.



**One-Zip Pocket, BC2023:** Divers that don't have a lot of space on their belt for a pocket will appreciate the 6 x 8 inch one-zip pocket.

**Mask Pocket, BC2065:** This handy 3.5 x 2.75 pocket conveniently attaches to any 2-inch belt webbing to store a back-up mask, Jon line, or any other similar size items. Available in black, red or blue.



# Regulators



The Hurricane regulator integrates the latest innovations in regulator technology into its first and second stages. The Hurricane provides incredible breathing performance at extreme depth or cruising the shallow reef. Its streamlined and compact design gives it a modern, state of the art look.

On the technical side, many field tests were conducted to extreme pressures (300 bar). The valve and the seat of the first stage were designed to get maximum efficiency and obtain optimal sealing under all conditions.

The second stage of the Hurricane is equipped with an expansion chamber and a diver adjustable VENTURI lever.

## HURRICANE FIRST STAGE

- Balanced diaphragm 1st stage.
- Integrated anti-freeze system.
- 4 x 3/8 UNF intermediate pressure ports.
- 2 x 7/16 BSP high pressure ports.
- Compact 1st stage design.
- Large bore "Super Flow" regulator hose to improve flow rate.
- DIN connection.
- DIN dust cover.

## HURRICANE SECOND STAGE

- Integrated anti-freeze system.
- New geometry of the expansion chamber for improved stability of the VENTURI effect.
- Diver adjustable VENTURI control lever.
- Diver breathing resistance adjustment by means of lateral notched knob.
- Larger exhaust valve for less exhalation effort.
- Anatomic bubble deflector with interior channel to deflect bubbles away from the face.
- Hypoallergenic silicon mouthpiece.


EN 250 and CE Approved



## Rite Source

The ultimate tool for streamlining, the Rite Source is attached to the inflator hose on any BC and is fed by the first stage in the same manner as any regulator. It is supplied with a heavy-duty quick coupling and hose that replace your standard low pressure inflator hose--thus eliminating one hose. This system can be assembled on any BC and eliminates the need for a back up regulator. The system is compact and streamlined and prevents the wear and tear of dragging a standard octopus around on your system. When needed, the Rite Source allows the diver to breathe normally as from any second stage. While breathing, the diver can simultaneously and rapidly inflate the BC as well as deflate, or orally inflate, as you would on any standard inflator mechanism.

This system is perfect for use as an on board bailout system on the O2ptima Closed Circuit Rebreather.



ALL REGS GAUGES HOSES  
ARE NITROX READY



RG1208

RG2010



DIN to Yoke  
adapter included with the  
RG2500 system.



RG1215

All Dive Rite regulators are nitrox ready. The RG2500 has proven itself from Great Lakes wrecks to Florida caves to the frigid waters of Antarctica. Extensive design and testing have made it meet or exceed the toughest standards for high performance.

The unbalanced RG1215 Octopus is a time tested design, perfect for alternate air source use and come with a 40 inch hose.

The RG1208 balanced diaphragm first stage can operate with tank pressures up to 4,500 psi / 300 bar. It delivers more gas than any diver could ask for. You can't outbreath it. An environmental kit can be added for coldwater diving.

All Dive Rite regulators feature a Limited Lifetime Warranty and two year service program. Free parts for life!

Dive it all...

# Computers

Dive Rite's NiTek family sets the pace for the future in dive computers. The NiTek Duo and Plus models allow two gas choices, easy programming, simple push-button gas switching and back-lit screens add to dive safety. All can upload dive data to a PC, and are DAN approved for DAN dive data collection programs.



## The NiTek Duo and Duo-Console

The NiTek Duo and Duo-Console incorporate a number of advanced features into a surprisingly small package. Divers can program their NiTek Duo to dive two different nitrox mixtures with FO<sub>2</sub> of the bottom mix (mix 1) from 21% to 50%, and 21% to 99% for the deco mix (mix 2). The NiTek Duo has a backlit display on demand with easy-to-read numbers and can operate in two modes: standard dive computer mode and a special Gauge Mode, in which the NiTek Duo functions as a depth gauge and bottom timer.

Dive data can be displayed in either imperial or metric units.

Divers can even program the NiTek Duo to track and record dive data in 15- or 30-second intervals.

When needed, divers can illuminate the NiTek Duo's screen by using its backlighting feature.

After the diving is done, upload all the information to your PC via the DuoDock.

The Duo-Console includes SPG.



## NiTek Plus

- Two gas mixes
  - Mix 1: 21-50% oxygen
  - Mix 2: 21-99% oxygen
- Gauge mode
- Dual-time mode
- Backlight
- Bar graph indicators for oxygen and nitrogen loading.
- PC uploadable



## NiTekLogic

### Dive Software

NiTekLogic used in conjunction with the docking station and brings the stored dive log to life on your PC screen. Make notes on the dive, see a graphic display of your dive profile and even calculate your gas consumption. Dives can be e-mailed to DAN for collection for future analysis and dive planning.



Look for the new Tech  
Computer in 2007



Photo: SCUBAZOO

Dive it all...

# INFORMATION

at your fingertips

**Dive Rite offers a line of gauges and consoles in various sizes with the advanced recreational and technical diver in mind. The durable brass pressure gauges to 5000 PSI and depth gauges to 220 feet, with maximum depth indicator, are designed to withstand the rigors of the harsh environment. (Also available in bar and meters)**  
**Various length hoses are available so you can configure your gauges on stage bottles as well as use them on doubles or single tank set-ups.**  
**All Dive Rite gauges are available without hoses.**

RG2759



RG1221



RG1269



C08180



RG2742



RG2740







The new RG2745-SD standard compass is oil-filled for precise operation to depths of 260' 80m. It comes with a rotating bezel w/click stops and has a side window to view your exact heading. The large easy to read numbers are displayed on the face and in the side window with index marks at 10 degree increments. The RG2745-SD comes standard with a durable rubber wrist strap and includes an interchangeable hose mounting devise.



RG2745-SD

When hand signals just don't convey the message; use one of these.

AC2061



The Wrist Slate's three flip pages are always at the ready.

AC2058



The 6-leaf Executive slate is great for project work where additional space is needed. This slate readily stores in most accessory pockets.

AC2064



The AC2064 Notebook is the active diver's storage and organizer solution. It is a tri-fold wallet that closes with a Velcro attachment made of 1680 denier ballistic nylon. There is storage for three pens/pencils with elastic keepers and three storage pockets in the back flap for storing C-cards, driver's license, money, insurance card, credit cards, etc... The Notebook Cover is designed to accommodate the Dive wRites waterproof notebook, which can be used underwater or on land. The cover is also available without the inserts. (AC2063)



AC2062

Dive wRites© are a 45 erasable page notebook. Research, survey, or photography notes are easily written in this notebook. All Dive Rite slates feature a graphite stick pencil.

# HID LIGHTING

For over 20 years Dive Rite has been the leader in lighting technology offering you a complete line of rugged powerful lighting systems.

Our years of research in battery and bulb technology have resulted in HID canister lights that provide you with amazing power and illumination in a small compact system. The HID bulbs provide a color temperature close to that of the sun and approximately 1000 hours of life. With various grips, canisters, arms, heads and even a handheld available -- you can design the system that best fits your needs.

## SunSpot 10W HID

The SunSpot has a tight focus 4.5 degree polished aluminum reflector that will never flake and is virtually unbreakable. The bulb is separate from the reflector adding increased durability while focusing a laser-like beam with good side lighting as well. The SunSpot head features Dive Rite's exclusive form-fitting hand mount, so it can be used virtually hands free.

The burn time is four hours with the Slimline canister and ten hours with the Wreck.



## 50W HID

Powerful, professional performance wrapped up in one dependable and time-tested HID package. The pros agree that the 50W HID Video Light from Dive Rite outshines them all. Complete with a Lumedyne reflector, mounting options for video arms or handheld, this compact torch delivers 5,500 Lumens, a color temperature of 4,700-4,800 degrees Kelvin, and a life expectancy of over 1,000 hours. This level of illumination has never been available before without surface supplied power.



## 24W HID

The next generation of HID lighting is here! The 24W HID from Dive Rite features the smallest hi-power HID light head on the market. The ballast for the light is located in the canister with the 9-amp NiMH battery. The igniter is located on the head creating a high-performance light in a sleek and compact package.



## H10 10W HID

The H10 is a great choice for the explorer, who also like to shoot video. It has a color temperature of 7,500 degrees Kelvin and 500 Lumens. Its reflector is external and adjustable. The Burn time is approximately 4 hours using a 4,500 mA or 8 hrs using a 9,000 mA NiMH battery pack.



### Convert from exploration to video!

Convert your H10 (use LT6271) or your 24Watt (use LT6272) to a video lighting system simply by replacing the exploration reflector with a Lumedyne video reflector. This conversion can be easily accomplished in the middle of a dive. When finished, simply replace the Lumedyne reflector with the standard reflector and your light returns to exploration mode.



### The convenience of a flashlight with the performance of a HID canister light!



Pocket Included

### Hand-held HID

Dive Rite's 10W HID Hand-held Light, featuring the SunSpot HID fixed-focus beam, produces 500 Lumens of illumination with the convenience of a flashlight and the performance of a HID canister light!. This travel-size torch is only 8" long, 1.8" in diameter and requires eight AA size batteries of 1.5 volts each. Average burn time is approximately 3-hours with Energizer brand disposable lithium batteries and about 1.5-hour using other brands of consumer grade disposable alkaline batteries. The light is easy to operate underwater – even with gloves on – thanks to the no-slip grip handle and twist-on activation, plus each light comes complete with a pocket, holster and attachment point for a lanyard. The light weighs only 1.35 Lbs on the surface and is slightly negative at .8 Lbs in fresh water. The LT6078 makes a perfect back-up light for wreck and cave exploration!



The Dive Rite family of back-up lights starts with the Aurora and its compact, durable design and takes you all the way to the indestructible Aduro-XL with Advanced LED technology, Delrin construction, and 50 hours of burn time. For light specifications log on to [DIVERITE.COM](http://DIVERITE.COM)

# Expedition Report:

## Outer Banks, North Carolina

The night before I departed with Team Dive Rite to North Carolina's Outer Banks my brain was on a constant loop of checklists and my body was restless with nervous excitement. In my conversations with other adventurers I've discovered that this isn't uncommon. That still wasn't much comfort while I tossed and turned in my bed.

When the alarm went off at 4 AM, the adrenaline kicked in as I poured half a pot of coffee into my travel mug. All that stood between me and the "Graveyard of the Atlantic" was twelve hours of highway. We loaded the last few bags of gear into the truck, said goodbye to our loved ones and hit the road. Even the sun was still asleep as we headed out of Melbourne Beach.

Jeff started going down the checklist as he fumbled around the center console for some road tunes. "Dive gear?"

"Check," I said.

"Cameras?" asked Jeff.

"Check, check." I said through a yawn.

"Coffee?" he said and pointed to my mug.

"We're go for coffee." I toasted and held up my mug.

"Cops," he said quietly as we descended over the causeway that connects Melbourne Beach to mainland Florida.

"Cops, where?" I said. For a few seconds I didn't follow where he was going with this and then I saw the telltale reflection of red, white and blue lights spinning in the rearview mirror.

"Are they pulling us over? Did something fall off the trailer?" I asked nervously. A horrific mental flash of Dive Rite gear splayed across the six-lane causeway went through my head in fast forward.

"I don't think it's the trailer. I must have been speeding. Oh man, not now." Jeff sighed and pulled into the courthouse parking lot. The irony slapped us awake. "Well, at least we're already here if we need to be arraigned in a few hours," Jeff managed to laugh a little. I followed suit. At least we still had our sense of humor, as twisted as it was.

The officer approached Jeff's window. "Sir, do you know what the speed limit is over that bridge?"

"Yes Officer, I do. And, I actually never speed across there. I was just going over some checklists with my colleague, because we're headed off on a business trip this morning, and I guess I just let my foot get a little heavy." Jeff said.

"So you're local?" the officer asked.

"Yeah, here's my license and registration." Jeff handed the officer his paperwork and watched in the side mirror as he walked back to the cruiser.

"Man, this sucks." Jeff said.

"Do you think Dan will let you expense the ticket?" I tried to lighten the mood.

Jeff started to crack up and put his head down so the officer couldn't see his grin. "I hope so," he said in between chuckles. "After all, Mel, 'what could possibly happen?'" We both burst into laughter and reminisced about the Dive Rite expedition earlier in the year, where the mantra 'what could possibly happen' was born after our truck broke down, our favorite beach bar burned to the ground, we dented our rental van... (You'll just need to read

**" 'Cops, where?' I said. For a few seconds I didn't follow where he was going with this and then I saw the telltale reflection of red, white and blue lights spinning in the rearview mirror."**



003153-000 07-988410-RT-211



Dive Rite's NC Mission Control

that story in the summer '06 catalog for the rest of the details).

The officer came back to Jeff's window. "Alright, I'm going to give you a break. You live here, so you know better than to speed here. Just take it easy next time and have a safe trip."

"Thank you, Officer. I really appreciate that," Jeff said and started to pull away. "Take it easy. Thanks again, man."

With that, we were off and running again.

A couple hours later we arrived at Dive Rite headquarters in Lake City, Florida. Jordan decided to ride up with us too from there, and Lamar, Lee Ann and Jared departed in their truck a few hours later.

The rest of the trip up the coast went smoothly. It was just after sunset when we arrived and we were all anxious to check into the home we rented from Randy & Darlene Williams of Bodie Island Realty in Kill Devil Hills, NC.

Randy set us up in a gorgeous place! It was just a couple blocks off the beach, with plenty of bedrooms, an awesome entertainment system, a screened in deck, a fully equipped kitchen and incredibly comfortable furniture. Even the mailbox fit the theme – a SCUBA tank. Renting a home was perfect for our team in the Outer Banks. There was plenty of room for stowing dive gear and camera equipment, plus it was nice to have a comfortable and cozy atmosphere to relax in. Hotels felt almost institutional after awhile on the road. Randy and Darlene were (are) avid divers too, and the nautical theme of their home's interior put everyone in the mood to get in the water. *(Randy & Darlene – Thanks again! We had a great time!)*

After unpacking and meeting up with Mike and Alan, who arrived a few days earlier, we piled into the trucks and drove over to meet our host and long-time Dive Rite supporter, Bill McDermott at Outer Banks Dive Center in Nags Head.

Bill's shop was fascinating. I understood why people came from all over and visited him. As I walked around the showroom, I noticed all of the different pieces of maritime nostalgia and historical items that he collected over the years. In between the TransPacs and HID Lights were books, photographs and charts about the local wrecks. Bill explained how the waters off the Outer Banks were pivotal during the Civil War, WWI and WWII. Confederate munitions

**Bill explained how the waters off the Outer Banks were pivotal during the Civil War, WWI and WWII. Confederate munitions smuggling ships, German U-boats and Coast Guard vessels were all laid to rest offshore.**

Randy and Darlene Williams of Bodie Island Realty



smuggling ships, German U-boats and Coast Guard vessels were all laid to rest offshore. We could have listened to Bill's stories until late into the evening but we had to be up with the sun to meet the dive boat on time, so we called it a night and headed back to the house for some much-needed sleep.

The first demo day started without a hitch. There was limited room on the boat that day with all of the demo day VIPs on board, so Lee Ann, Jared and I waved good bye to the guys as they headed off to meet the boat. They planed to dive the U-85.

The 218-ft long Type VII-B u-boat was commissioned in 1941 Hitler's Nazi regime and sunk the following April courtesy of depth-charges from the destroyer USS Roper. Although several of the crew escaped the u-boat before she sank. The continued barrage of depth charges from the USS Roper killed everyone in the water and the remaining crew on board. In total, 46 men died. Since then, The U-85 has become one of the most popular dive sites in the area and was ironically named; its conning tower was visible by divers at approximately 85 fsw.

LeeAnn and I went to work on our topside to-do list. As we pulled out of the driveway and headed toward Randy and Darlene's realty office a puzzled look crossed her face.


"Has the wind picked up?" she said. She sounded concerned but not quite worried.

I looked at the traffic on the opposite side of the road as we traveled north. A steady stream of trucks, vans and SUVs passed by us and drove towards Cape Hatteras. Surfboards were stacked two and three high on roof racks and windsurfing sails peeked out from tailgates. "Yeah, actually I did notice that," I replied.

Many of the license plates on the surf-mobiles were out of state tags; Florida, Georgia, South Carolina, Virginia, Alabama, Maryland...



More than just great diving... the Outer Banks also has killer surfing.



**“The guys said the U-85 was amazing... diving a German U-boat was a wreck diver’s dream.”**

This many surfers only traveled this far from their local sweet spots on a non-holiday weekday for one reason – really big waves. This stretch of North Carolina beachfront had some of the gnarliest waves on the east coast. They were often referred to as “epic.” Big waves required big wind that evoked an uneasy visceral response in the pit of my stomach when I thought about diving.

I flashed back to a couple years ago when my friend, Pete, watched me lose a tough fight with a dive ladder in rough seas. I bobbed when I should have weaved. My Dive Rite mask literally saved me from a black eye, a few stitches in the head or worse. I tried to always learn something from dive I’ve made, and I remembered the lesson I learned that day; the dive isn’t safely over until you are back on the boat. I hadn’t forgotten it since either.

“Did Bill say anything else about what the conditions would be like out there?” I asked.

Lee Ann laughed to cut the nervous energy in the air. “Yeah,” she said. “He said the conditions were a few feet less than ‘hardy’.”

Hardy. I mulled the word over in my head



The Bodie Island Lighthouse

The view from the top of the Cape Hatteras Lighthouse



and translated it into a number. I suspected what I considered 'hardy' and what a veteran wreck-diver like Bill had in his mind was about four-to-six feet apart.

Dinner was just moments from ready when the team pulled back into the driveway. Lamar walked up the stairs first with a tired smile that looked satisfied and relieved at the same time. Jeff, Jordan, Mike and AC were close behind. The guys said the U-85 was amazing and we spent the rest of the evening sharing funny stories from the day's events. The visibility was less than they hoped for, which I saw for myself when Mike loaded up the video they shot that day, but diving a German U-boat was wreck diver's dream and the Demo Day was a success. Good. Everyone was back and in tact and happy.

The second Demo Day started out just like the first one. The guys went off to meet the boat as the sun rose over the horizon and Jared and I planned to spend the day exploring some of the Outer Banks' topside attractions. Our first stop was the Bodie Island lighthouse.

The 165-foot tall Bodie Island Lighthouse, completed in 1872, was located halfway between the Currituck Beach and Cape Hatteras Lighthouses on Highway 12. We turned left out of the main entrance to Outer Banks Dive Center and followed the signs until we arrived. Regarded as one the classic American





lighthouse stations, Bodie still used its first-order Fresnel lens and flashed a warning each night. We opted not to climb Bodie and took a tour through the Visitor's Center and Lighthouse Museum instead. We agreed that it was best to save our energy for the "big one", the Cape Hatteras Lighthouse.

As Jared and I continued south toward the Cape Hatteras Lighthouse we could see the

**“The Outer Banks of the WWII era were killing fields for German U-boats, a far cry from the booming and beautiful vacation destination this area is today.”**

surf building over the sand dunes. Dozens of surf-mobiles were parked along the roadside and wetsuit clad wave riders scurried up the dunes with boards in hand. “Man,” Jared said. “Those waves look wicked. I wonder what the conditions are like out on the dive boat?”

“Hardy,” I said. Jared cracked a smile and we decided that ‘hardy’ was the equivalent of ‘wicked’ or ‘hella’ in the Outer Banks.

The offshore conditions were not the only thing that was hardy in North Carolina. The climb to the top of the Cape Hatteras Lighthouse was not for the faint of heart either. At 203-feet high with more than ten levels

of tightly-wound spiral stairs and a very exposed observation deck at the top, groups are allowed to enter in small clusters and open-toed shoes are prohibited. The parting words from the park ranger to Jared and I were less than encouraging, “Watch your step if you stop to rest on the deck at Level 7. That’s about halfway up. A youngster tossed his cookies up there earlier today and it’s still wet from the clean-up crew.”

“Oh, gross!” I said and stopped for a minute



[www.OBXDive.com](http://www.OBXDive.com)

Nags Head, NC

252-449-8349

Wreck Diving Specialists:

**AR-140 (60 fsw)**

**Advance (35-80 fsw)**

**Bedloe (140 fsw)**

**Benson (90 fsw)**

**Explorer (20 fsw)**

**Huron (25 fsw)**

**Jackson (80 fsw)**

**Metropolis (15 fsw)**

**Mirlo (120 fsw)**

**Oriental (20 fsw)**

**Triangle Wrecks (20 fsw)**

**U-85 (85-110 fsw)**

**U-701 (115 fsw)**

**York (100 fsw)**

**Zane Gray/Dionysus (40-70 fsw)**

Charters run year-round.

Training is available at all levels and specialties.

**“Get people diving and keep divers diving!”**

*- Bill McDermott, Owner/Operator, on the Outer Banks Dive Center philosophy*

to reconsider. Jared just laughed and nudged me to get moving.

We made it to the top without a single rest break and passed over Level 7 without incident. The view was stunning! I kicked myself for leaving my binoculars in the car. We took our time moving all the way around the observation deck. The white-sand beaches stretched out a thinning line as far as we could see in both directions. My last look from the top was through the lens of my camera at the waves below, which looked substantially less hardy from this vantage point.

It had just approached dinnertime when Jared and I reconvened with Lee Ann at the beach house. She had received a call from the guys who were on their way back with very bad news. They made a dive on one of the Coast Guard Cutters, but the visibility hindered video and photo efforts again. When we sat down for dinner Lamar delivered the decision; no diving for the next two days at least. The weather service called for 10 to 12-foot seas or more. We were blown out, no doubt about it.

W e l l , although all of us knew that Mother Nature was beyond our control, we lamented the awesome wreck dives that we had to scrap. The planned return to the Coast Guard cutters Jackson and Bedloe and dives on the freighter Green Buoy were off the list until the weather let up.

T h e wrecks of the Coast Guard Cutters Jackson and Bedloe were legendary and tragic. These 125-ft long wrecks each epitomized why these waters are known as the "Graveyard of the Atlantic,"



where more than 600 wrecks dot the North Carolina coastline. Both cutters were originally outfitted to bust bootleggers and rum runners who smuggled alcohol during prohibition along the eastern seaboard, but after a series of major modifications became u-boat hunters in the Battle of the Atlantic. In mid-September in 1994, the sister ships Jackson and Bedloe sunk in the great hurricane of 1944 while attempting to return to port after a rescue attempt. Forty-eight men were lost and survivors endured a three-day nightmare while afloat in the ocean. This event culminated in the biggest Coast Guard disaster during WWII. The horrific events and survivor's courageous tales are well-articulated in Bryan Galecki's book *Rum Runners, U-boats & Hurricanes*, which is available through Pine Belt Publishing. Today, the Bedloe lies on her port side approximately 21 miles south of the Oregon Inlet in 140 fsw, and the Jackson sits on the bottom approximately 8 miles northeast of the Oregon Inlet in 80 fsw.

The wreck of the 425-ft freighter Green Buoy, which Bill and others believe might be the Mirlo, went down under a torpedo attack from the U-123 in January 1942.

The Outer Banks of the WWII era were killing fields for u-boats, a far cry from the booming and beautiful vacation destination this area is today. The Green Buoy, or Mirlo, shared a similar fate to other vessels plying these waters at that time. Thankfully, the Chicamacomico Coast Guard station was ready and deployed a rescue mission that brought the victims safely to shore. Now, the Green Buoy/Mirlo rests in 120 fsw and is enveloped in warmer water than the other wrecks we've mentioned. This explained the presence and abundance of tropical marine life that was consistently found on the wreck site by Bill and his staff. We were all familiar with the stories about North Carolina's famous Sand Tiger sharks near Morehead City and we hoped to get lucky and maybe glimpse a few on this wreck. I am fascinated with sharks

**“I kicked easily through the torpedo tube entry into the exhibit. I felt like Alice slipping down into the rabbit hole. Where was the Queen, I wondered. No Red Queen in here, but there were three 8-foot long ‘Cheshire Cats’ with fins and a few hundred teeth staring me right in the face.”**



Murph doing his Jesus impression.



and really wanted to see how they would interact with the Optima CCR divers. In my experience with closed circuit rebreather diving, sharks approached more closely and more frequently without all of those SCUBA bubbles in the way. I wanted to see them for myself and that hope was dashed, or so I thought.

The next day we got an awesome surprise! Pat “Murph” Murphy, Dive Safety Officer for the North Carolina Aquarium on Roanoke Island, came to our rescue. Murph is a regular customer at Outer Banks Dive Center and in addition to his outstanding and fascinating work at the aquarium; he also arranges VIP dives in the Sand Tiger shark exhibit there. In another lucky twist, North Carolina Aquarium on Roanoke Island has implemented a variety of Dive Rite equipment into their diving program over the past few years. Murph and his staff depended on our products to perform day-in and day-out in front of a live audience as a part of the educational show that took place in the shark tank each day. And, as a thank-you for our support of the aquarium, the dive program and for manufacturing top-notch quality products, we had been invited to participate in a VIP dive inside the shark exhibit during the live show!



Lamar and Jeff no sooner got the words out, 'Mel do you want to go?' and I was already downstairs. I frantically packed my gear bag and hurried outside.

"Where you 'goin with all that?" Jeff asked as he rolled the window down in the car. I recognized that smile. That was the 'I know something you don't know' look.

"Shark diving!" I said and hoisted my dive bag into the back of the truck.

"Whatcha' got in the bag, Mel?" Lamar teased as he walked by.

"My gear." I answered. I was suspicious that I had been left out on a punchline somewhere. "What's going on? Why don't you guys have anything packed?"

Lamar explained that we didn't need to take any gear, not even a wetsuit, because using personal gear was prohibited in the exhibit. Personal gear introduced all sorts of bacteria and other things (i.e. chemicals from wetsuit cleaner, anti-fog and so on) that affected the environment within the exhibit and placed the animals in the tank at risk. I returned my gear to the porch and quietly rode shotgun with Jeff, Mike and AC over to the aquarium. I thought about how interesting Murph's job was. He dived with sharks, everyday, in perfect conditions and never ever hauled a wet dive bag home in his car. This guy had it made.

At the aquarium Murph gave us a complete behind-the-scenes tour and introduced us to the other key personnel and dive team members. We were all amazed at what the aquarium looked like from the other side of the glass. Some of the tanks that the dive team worked in were very small and they knew how to carefully maneuver inside the exhibits without disturbing the environment (they should check out cave diving!) I was amazed. Afterwards, e talked with

the aquarium executives and listened as they shared updates on all of the exciting on-going and future research projects at the facility. The North Carolina Aquarium on Roanoke Island was more than an educational entertainment venue. It was also a living laboratory and research facility that was dedicated to studying and preserving our marine ecosystems and animals in the Outer Banks and beyond. At that point it was time for the shark tank dive and we went upstairs to get suited up.

The staging area near the acclimation tank was impressive. Dozens of wetsuits, TransPacs and Travel Wings, and Dive Rite regulators hung neatly along the wall. I stood at the edge of the tank and looked down. Dark, signature sharky shapes swam back and forth across the bottom. Jeff, Mike and AC filmed topside interviews with Murph and the dive team while Jordan and I selected our equipment.

"Ok, now, let's review a few safety items," Murph said as he walked over and met us at the edge of the acclimation tank. He donned his gear quickly and stepped into the water. "Don't freak out if the sharks open their mouths and show you their teeth. They do that sometimes and it's the shark version of a yawn. Don't attempt to touch the sharks and keep your hands at your sides. Just move over to the



trench area when the show starts. I'll give you the signal, and enjoy yourselves." Murph submerged and then popped back up. "Oh, and I need to tell you one more really important thing. Never swim next to the shark so that it is between you and the glass. Give it plenty of room. Sand Tigers become agitated easily when this happens and they can be aggressive. Ok, see you inside!" Murph dropped into the shark tank through the chute in the acclimation tank and swam out of sight.

Jordan gave me a sarcastic smile, "Ladies, first." He laughed.

I waved into Mike's camera lens as Jeff leaned over the edge of the pool. "When you get down there, try to swim as close to the glass as you can so that we can shoot you interacting with the kids on the outside."

"Ok, no problem. Hold your slate up to the glass if you need to give me directions or anything." I put my reg in and quickly spit it back out. "And no one-liners from *JAWS* either."

I kicked easily through the "torpedo tube" entry chute into the exhibit. I felt like Alice slipping down into the rabbit hole. Where was the Queen, I

wondered? No Red Queen in here, but there were three girthy, 8-foot long Cheshire cats with fins and a few hundred teeth staring me right in the face. Wow, they were bigger all the way around than I expected.

I turned over and swam upside down underneath the largest female. As she passed casually above me she looked like a fighter jet. I looked over towards the glass and saw Jeff leaning down to snap photos from the outside. I took great care not to get in the sharks' way as I moved into the glass and smiled at a little girl. Her hands were pressed up against the glass with her palms extended. I placed my hands over hers from the inside and her face lit up with excitement. Within a few seconds a crowd of young children convened around her. They laughed and smiled and took turns giving me hi-fives through the glass. We communicated with them on our Dive Rite slates and they clapped and cheered when the sharks swam close to us.

Jordan and I spent over an hour inside the exhibit before we headed out to warm up and debrief with the rest of the team about our experience.



Mike Libertucci entertains the kids at the aquarium.



Cameraman, Mike Frinzi, relaxes and waits out the weather between dive days.

“No. We couldn’t really hear anything out there. What did they say?” Jordan replied.

Jeff and Lamar exchanged smiles. They looked a little Cheshire cat-esque themselves. Jeff continued, “They kept asking about you guys, about the divers. They wanted to know how you breathed underwater and what it was like to SCUBA dive...”

Lamar interjected and hardly kept a straight face. “And, they were especially interested in why the sharks didn’t eat you guys.”

Murph had already changed and motioned for us to join him back downstairs in his office. “We have one more surprise in store for you,” he said. “Follow me.” We walked out of the office area, past the sting rays and eels, and ended up in front of the shark exhibit. “This space is often rented for special events in the evenings. Sometimes people host banquets, wedding receptions, graduation parties... tomorrow night, however, we – the Executive Director and staff of the North Carolina Aquarium on Roanoke Island – are hosting very special dinner for your team and our friends at Outer Banks Dive Center. Dress casual, bring your appetites because there will be quite a spread and be here around 6 o’clock.”

The dinner was fantastic and it was the ideal way to wind down for the long drive back to Florida. The evening began with cocktails and hors d’oeuvres including local microbrews and a delicious selection of fresh fruits and cheese, along with chilled shrimp and extra spicy cocktail sauce. Everyone mingled through the exhibits and exchanged stories about North Carolina

We were both impressed with how large and spacious the tank really was, and the sharks were much bigger than we realized from the outside. As we took our TransPacs off in the acclimation tank, Lamar and Jeff and Lee Ann came over.

“That was awesome!” Lamar said. “You should have seen the crowd outside when you two started touching the glass and interacting with the kids. That was a perfect example of how people get excited about diving. That was great, really.”

“Could you guys hear the questions the kids were asking from the mic on the outside?” Jeff said.

## Looking for great real estate in the Outer Banks?

### Bodie Island Realty Inc. <sup>a</sup>

Professional Real Estate Services Since 1990

[www.bodieislandrealty.com](http://www.bodieislandrealty.com)

Toll Free 1-800-862-1785

P.O. Box 3157

2058 N. Virginia Dare Trail

Kill Devil Hills, NC 27948

Ask for Randy or Darlene Williams,  
and tell them Dive Rite sent you!



wreck diving. I heard the word 'hardy' come up more than a few times in relation to the diving conditions and it was always followed by the jolly and contagious sound of Bill's laugh. (Bill, you had really started something here...) Next, we were seated in front of the shark exhibit for dinner. It was surreal to eat an outstanding steak, which was perfectly grilled while large Sand Tiger sharks cruised just a few feet behind you.

Although the weather didn't exactly cooperate with us on this expedition, we accomplished several of our dive objectives and spent some quality time with all of our good friends at Outer Banks Dive Center, Bodie Island Realty and the North Carolina Aquarium of Roanoke Island. We discovered that you didn't always have to go offshore in order to find valuable treasure and a hardy adventure in the "Graveyard of the Atlantic." - *Melanie Paul. Underwater photos: Pete Nawrocky.*



Dive Rite would like to extend a very special thanks to **Bill McDermott** and the staff at **Outer Banks Dive Center**, **Randy and Darlene Williams** of **Bodie Island Realty**, **Pat Murphy** and the entire staff of the **North Carolina Aquarium on Roanoke Island** and to all of the Dive Rite dealers and customers who continue to help us move forward and support our mission to consistently design and deliver the best damn dive gear on the planet.

Dive it all...

# ESSENTIALS



## The ES276 Snorkel

This dry snorkel is very streamlined with a unique sliding quick release keeper for proper placement. The angled, replaceable mouthpiece rests comfortably in the mouth for greater enjoyment while snorkeling.



The ES145 Mask is a revolutionary new mask design that increases your underwater field of vision by up to 28% over conventional masks. A large, teardrop-shaped lens dramatically increases your peripheral and vertical vision. The ES145 mask incorporates a low internal volume, achieved by its award winning frameless design, with the benefits of a double edged silicone skirt face seal. The mask is held securely in place with a pure silicone strap and ergonomically designed bullet-proof buckles. The ES145 is available in Black for increased optical clarity.



## ES125 Masks

Experience the ultimate in fit and comfort! Dive Rite's classic ES125 has a low profile that improves peripheral vision underwater while decreasing drag. The split lenses allow the mask to sit as low on the face as possible and can be delivered with optical lenses or ground in gauge readers already installed. The high-grade soft silicone skirt fits snugly to the face, maximizing the seal and comfort. The durable strap and simple to adjust buckles ensure a great fit every time regardless of exposure protection. The ES125 is available in blue, clear and solid black.

## Fins

The proof is in the swim. High-quality monoprene is injection molded into a design that delivers power and speed. When you need extra power to move more equipment through the water, or if you just want more efficiency, this is the fin for you. Our exclusive stainless spring heel strap eliminates the need for adjustment and helps prevent entanglement and are available on all our fins. Dive Rite Fins are available in sizes small through extra large. Also available with rubber strap.



SPRING  
HEELS



Photo: SCUBAZOO

Dive it all...

# SAFETY

## Jon Lines

An accessory everyone who dives the ocean should carry. This tool will allow you and your buddy to share the same ascent/descent line without crowding each other.

6-foot/2-meter line and stainless steel carabiner that stores in a handy pouch and can slide onto any two-inch webbing belt or the Garvin Hook with hand-loop that stows in its own elastic retainer.



AC2700GH



AC2700



AC2057

## Cutting Tools

No diver should ever enter the water without a line cutter. The Z-knife will quickly cut any line. It is very compact and its pouch quickly attaches with two different mounting options either vertically to a shoulder strap or to a belt/computer/watch strap. The Coldwater Z-knife features a large easy to grip handle and a replaceable blade.



AC2059



AC2044



AC2042

Wreck divers will appreciate the Trauma Shears and Econo-knife. These handy tools easily store in a pouch that readily affixes to any belt or BC Strap.



The SafePac contains items needed for advanced or drift diving. Items included are a Safety Reel, Flashlight, Surface Marker, and Whistle. No advanced diver should ever dive without these items!



AC2752

AC2751

**GROMMETED MESH SLEEVE INCLUDED**

Lift bags have come along way since the days of their use as a means to float an object. In fact many boat operators insist on you have a lift bag on every dive. The need to mark your position by sending a bag to the surface can be of vital importance. So whether you have been blown off the wreck, or need to float that treasure, Dive Rite has the bag for you.


## Hoses and Adapters

Various length and colored hoses can make your configuration cleaner and safer. Also available are a large variety of adapters.



## Hardware

Dive Rite offers a broad selection of marine-quality stainless steel hardware. From the most common to the unique we have the hardware to get you rigged. Among this wide selection you will also find carabineers, plastic buckles and slides.



Drifting divers chances of being spotted are increased by the use of a see-me float. This sealed tube is orally inflated on the surface and can be raised high out of the water to further increase visibility. An attached clear sleeve is used to insert a Cyalume® for increased visibility in low light conditions.

AC2756

AC2776

The AC2776 has quickly become the tech-divers choice for surface marking. It can be inflated at depth and sent to the surface without fear of explosion or collapse. Its ingenious design incorporates a series of baffles and an over-pressurisation vent. Once it arrives on the surface it floats a full three feet out of the water for incredible visibility.



## Carry Straps & Tank Wraps

Whether you're packing decompression bottles, travel gas, sling bottles or stage bottles, they all need rigging. We have carry straps made of durable nylon webbing with different clips for every diving environment, and cylinder wraps to unmistakably identify the gas inside the cylinder (oxygen, 70 and 130 MOD). Special elastic hose retainers streamline your rig and help to manage the regulator hoses.


Dive it all...

# Valves and Bands

Whether you need a valve for a stage bottle, single tank, or a set of doubles, Dive Rite offers a variety of valves to meet your needs. All valves are extremely durable, are available with your choice of 200-Bar or 300-Bar outlets, and are nitrox ready. Additionally Dive Rite valves include a protected burst disc, DIN to yoke converter inserts (200Bar) and a polished-metal over brass finish.



Photo: JEFF GOURLEY




VA3000-300



VA3001L-200



VA3002L-200



VA3000-200

Transform your rig from single to double tanks using Dive Rite's Modular Valve System. With the Dive Rite H adapter a diver can even have two outlets on a single tank. The MVS is nitrox-ready and comes in 200-bar DIN / yoke style or 300 bar with double barrel o-ring seals on the crossbar connections.

# Gas Analyzers



Analogox ATA measures oxygen and helium levels in your trimix with precision and ease with the Analogox ATA™. Oxygen calibration and helium zero-adjust features are standard, and oxygen compensation ensures greater accuracy in helium readings. Optional bag available.



The small, ergonomic Maxtec MAXO2+™ Analyzer, with its one-touch calibration, is water and impact resistant. Simply hold the device up to the tank valve outlet using the Quick Ox sampler, or use with the flow restrictor to analyze the mix. Both samplers and a handy carrying case are included. User-replaceable AA batteries and sensor ensure years of service.



The Maxtec Handi® Analyzer combines the analyzer and sensor into a pocket-sized unit for ease and convenience. Simply hold the device up to the tank valve outlet using the Quick Ox sampler, or use with a regulator with the flow restrictor -both are included!.



**Quick Ox**  
The Quick-Ox gas sampler is the ideal solution to quickly and effectively regulate the flowing gas and steady the temperature.

## Bands & Bolts

Dive Rite manufactures band and bolt sets to stabilize scuba cylinders in a set of doubles. The extra-wide welded construction gives substantial support and reduces stress on the high-pressure manifolds. Available for 7.25 and 8.0 diameter.



# REELS



Photo: JILL HEINERTH

40

## SIDE-WINDER REELS

**Precision machined spool-to-handle tolerances—even #24 line cannot slip between the spool and the handle.**

**Closed-end billet aluminum handle— allows ambidextrous, lateral, or vertical deployment of line while helping to prevent accidental entanglement.**

**Lock-down screw positioned to ride on the outer race of the spool.**



RE51900/RE51550



RE52050

RE50400/RE50250



RE52140




## Standard and Finger Spool Reels

From towing dive flags and deploying lift bags, to conducting search patterns and penetration dives, we have the reel for you.

Our reel frames are made of corrosion resistant stainless steel and are equipped with a stainless steel clip that snaps them securely to your d-ring. The Primary and Safety models can both be configured for left or right hand operation.



RE4300/RE4310



RE4100/RE4110



RE4250



RE4800

RE4900

Description	Reel Type	Frame Style	Line Type and Footage(ft)	Frame Material
RE4250	Jump/Gap	Standard Specialty	#24 Braided Nylon 50'	Stainless Steel
RE4100	Cave/Safety	Standard Adjustable Drag	#24 Braided Nylon 140'	Stainless Steel
RE4110	Wreck/Safety	Standard Adjustable Drag	#36 Braided Nylon 90'	Stainless Steel
RE4300	Cave/Primary	Standard Adjustable Drag	#24 Braided Nylon 400'	Stainless Steel
RE4310	Wreck/Primary	Standard Adjustable Drag	#36 Braided Nylon 250'	Stainless Steel
RE50400/RE50250	Cave/Wreck Primary	SideWinder	#24 or #36 Braided Nylon 400/250'	Anodized Alumium
RE51900/RE51550	Cave/Wreck Explorer	SideWinder	#24 or #36 Braided Nylon 900/550'	Anodized Alumium
RE52050	Jump/Gap	SideWinder	#24 Braided Nylon 50'	Anodized Alumium
RE52140	Safety/Cavern	SideWinder	#24 Braided Nylon 140'	Anodized Alumium
RE4800	Finger Spool	Spool	#24 Braided Nylon 50'	ABS
RE4900	Finger Spool	Spool	#24 Braided Nylon 125'	ABS

# EXPOSURE



## Dry Gloves

Si Tech™ Dry Gloves are simple to install and remove. The twist lock ring makes it easy to suit up when diving. Available in medium, large, and extra large.



## Relief Valve

Hands-free heavy-duty relief valve available in Delrin with integrated inline equalization valve.



## Gaiters

The EX 940 Gaiter is the perfect accessory for any drysuit. It is constructed of 1680 Denier Ballistic Nylon and is 11' inches tall by 10 inches wide. The elastic straps with quick-release buckles hold the gaiter firmly in place. The elastic used is specially designed to withstand seawater and acidic environments. The buckles are covered by a Velcro enclosure to prevent entanglement and aid in streamlining. The EX 940 is a one-size-fits-all product.



## Hoods

Hoods are available in 5mm and 6.5 mm thickness with neck seals designed to mate to the 905 Dry Suit. The one way vents on the hood let air out of the hood without losing shape or warmth.



## 905 Dry Suits

Easy donning, lightweight and streamlined for swimming, the three-layer 905 dry suit is one of the best on the market. The tough suit has a six-ply butyl rubber core sandwiched between two-ply layers of durable polyester with abrasion resistant patches on any areas that will experience wear. Seams are ultrasonically welded rather than sewn, eliminating leaks from needle punctures, and, with its heavy-duty latex seals, the suit stays ultra-dry inside. Two fixed low-profile thigh pockets and high-flow valves are standard.

## Undergarments

Primaloft, Dive Rite's new ultra-lightweight undergarment, weighs less than Thinsulate and compressible undergarments, yet keeps the wearer toasty warm in cold conditions. Primaloft has lower loft than other compressible insulation, so it requires less weight for neutral buoyancy. The highly compressible insulation inside the water repellent shell fabric allows air to be dumped quickly to cool down or regulate buoyancy. Easy to don, the suit is designed to allow a wide range of motion. The Primaloft is available in a 5 ounce jumpsuit.

Layering undergarments ensures warmth even during extended dives in cold water. The PolarTec® jumpsuit is perfect for cold water dives and the vest and socks made of PolarTec® Classic 200™ can be added for dives in colder water when increased protection is needed.



PolarTec® Classic 400™ socks also are available for extremely cold dives.

Size	Size Code	Maximum Height	Maximum Weight	Maximum Torso Circumference
XS	A	67 in/170 cm	160 lbs/ 73 kgs	36 in/91 cm
XS HUSKY	A HUSKY	67 in/170 cm	180 lbs/ 82 kgs	38 in/97 cm
S	B	69 in/175 cm	180 lbs/ 82 kgs	38 in/97 cm
S HUSKY	B HUSKY	69 in/175 cm	200 lbs/ 91 kgs	42 in/107 cm
M	C	71 in/180 cm	200 lbs/ 91 kgs	42 in/107 cm
M HUSKY	C HUSKY	71 in/180 cm	220 lbs/ 100 kgs	44 in/112 cm
M TALL	C TALL	74 in/187 cm	225 lbs/ 102 kgs	42 in/107 cm
L	D	73 in/185 cm	220 lbs/ 100 kgs	44 in/112 cm
L HUSKY	D HUSKY	73 in/185 cm	240 lbs/ 109 kgs	48 in/122 cm
XL	E	75 in/191 cm	240 lbs/ 109 kgs	48 in/122 cm
XL HUSKY	E HUSKY	75 in/191 cm	260 lbs/ 118 kgs	52 in/132 cm
XXL	F	77 in/196 cm	260 lbs/ 118 kgs	52 in/132 cm
XXL HUSKY	F HUSKY	77 in/196 cm	280 lbs/ 127 kgs	54 in/137 cm
XXXL	G	79 in/201 cm	280 lbs/ 127 kgs	54 in/137 cm

# O<sub>2</sub>ptima

44



Photo: JEFF GOURLEY

## The O2ptima Closed Circuit Rebreather

**T**he O2ptima was designed by a collaboration of diving experts; combining the benefits of the Micropore designed ExtendAir cartridge based CO2 scrubber and Dive Rite's proven regulators and buoyancy control systems. Dive Rite has worked with several diving instruction agencies, including IANTD and TDI, to ensure that a quality training infrastructure is available.



The O2ptima is sold as a complete ready-to-dive unit, including an automatic-addition diluent valve (ADV), less the scrubber material and buoyancy control system. The rebreather is designed to be bundled with the TransPac, TransPlate, or any Dive Rite backplate and harness coupled with one of our many aircells. (Select based on your personal lift requirements)

One of the first things you will notice about the O2ptima is the unique position of the scrubber canister. It is placed directly behind the divers head. This position serves many functions; decreased breathing loop length, lower breathing resistance, decreased buoyancy, and streamlining of the unit. But one of the most exciting innovations is the "O2ptima Breathing Triangle" the placement of the scrubber, and counter lungs, relative to the human lungs, create a triangle —no matter what position the diver is in, gas can move through the triangle without an increase in resistance. This state-of-the-art scrubber canister is also designed to provide simple and quick replacement of the cartridge, and allows easy access to the three O2 sensors and oxygen solenoid for maintenance. The standard scrubber is rated for up to three hours and the larger expedition scrubber, which was still under development at the time this was printed, may allow up to 6 hours. Of course all scrubber time is dependant upon temperature, Co2 production, and depth.

Next you will notice the original cover, a combination of Rhinotec and Cordura, reinforced with plastic in all areas likely to experience abrasion. The cover has D-rings to clip accessories to, loops for your lift bags, and reflective stripes providing good visibility in low light or silty conditions. It has a carry handle, stands upright for storage, and

**The experts that designed the O2ptima carefully designed the rebreather to suit the needs of the modern rebreather diver, the type of diver who might want to dive a deep wreck or virgin cave on one day, and on the next hop on a plane with the family for a shallow resort dive.**

# Never Stop Exploring



is light weight and collapsible--without the tanks, the entire unit can fit into carry-on luggage! The innovative case comes ready to bolt on your favorite Dive Rite buoyancy control system and go.

Both your diluent and oxygen gasses are delivered via the tried-and-true Dive Rite regulators, coupled with OP valve equipped multi-port gas blocks. Two pressure gauges provide information for your gas tracking and all necessary LP hoses are provided. (The Oxygen components are clearly marked in green) The exploration unit has high volume 27 cu steel cylinders and weighs in around 70 lbs. With smaller cylinders like 13 cu it weighs about 50 lbs. If you care to go even lighter use 6 cu tanks and get the weight down under 45lbs!



Oxygen injection, PO2 monitoring, and onboard decompression information, are electronically controlled. This latest version of electronics are the most advanced available with real-time decompression and the ability to switch to off board gasses, or even go to OC bailout, while still computing your decompression obligation. A redundant computer supplies information to the diver via the DIVA. The DIVA (Diver Integrated Vibrating Alarm ) is a heads up display that not only gives you visual indication of your Po2 status, but serves as a tactile alarm in the event that the loop is unsafe to breath.

The mouthpiece is constructed of Delrin and contains no O-rings to wear out. The lack of O-rings in the mouthpiece may cause the unit to lose its negative pre-dive test faster than other more maintenance intensive units, but rest assured it does not leak.

The independently front-mounted six liter counterlungs are adjustable so you can position them in the most effective configuration. Each lung is fitted with a Si Tech™ swivel valve for manual addition of your gasses, since the valve takes a standard low pressure inflator hose you can plug in your offboard gas or borrow one from your buddy in an emergency. The exhalation lung comes standard with a spin-valve, making the removal of any water trapped in the lung a cinch. There is a watertrap on the counterlung T, making the possibility of a canister flood almost impossible; This combined with the benefits of the Micropore technology make getting a caustic cocktail vitually impossible. The faces of the counterlungs are covered in Rhinotec-go ahead and squeeze through that restriction without fear of tearing a lung!

During the testing and development phase Team Dive Rite routinely dived the unit (using trimix of up to 60% He) to depths in excess of 330' with the standard scrubber. The electronics and hardware are all designed for use with trimix and nitrox combinations; however the actual depth limit for this unit is dependant upon your personal physiology, training, configuration, and many other factors. Contact your certified O2ptima Instructor for more information regarding performance and limitations of this unit.

# THE **REMORA** TANK MOUNTING SYSTEM



One-touch release!

One system for Independent doubles and pony bottles!



The revolutionary new REMORA tank mounting system is used to quickly and easily mount and un-mount pony bottles, redundant cylinders or to configure independent doubles systems. With its patented one-touch release you can change cylinders with lightning speed. The REMORA system includes mounting blocks for tanks with 5.5 to 8 inch diameters and are color coded for easy installation. Two mounting systems are required for independent doubles configuration.





[DiveRite.com](http://DiveRite.com)

175 NW Washington St. Lake City FL 32055 USA

Phone 386.752.1087 Fax 386.755.0613