

REDACTED

Data Validation Checklist Inorganic Analyses

Project: 35TH Avenue Superfund Site
 Laboratory: TestAmerica - Savannah, GA
 Method: SW-846 6010C and 7471B
 Matrix: Soil
 Reviewer: Jane Lindsey
 Concurrence¹: Carol Lovett, Martha Meyers-Lee

Project No: 15268508.20000
 Job ID.: 680-88298-3
 Associated Samples: Refer to Attachment A (Sample Summary)
 Date(s) Collected: 03/12/2013
 Date: 03/28/2013
 Date: 04/08/2013

Review Questions	Yes	No	N/A	Samples (Analytes) Affected/Comments	Flag
1. Were sample preservation requirements met? If pH of aqueous sample >2 and was not adjusted by laboratory prior to analysis, J- flag positive results and R- flag non-detect results.	✓				
2. Were all COC records signed and integrity seals intact, indicating that COC was maintained for all samples?	✓				
3. Were there any problems noted in laboratory data package concerning condition of samples upon receipt?		✓			
4. Do any soil/sediment samples contain more than 50% water? If yes, then results are to be reported on a wet-weight basis.		✓			
5. Have any technical holding times, determined from date of collection to date of analysis, been exceeded? (Hg: ≤28 days, other metals: ≤6 months). If not, then J- flag positive results and R- flag non-detect aqueous results.		✓			
6. Were results for all project-specified target analytes reported?	✓				
7. Were project-specified Reporting Limits achieved for undiluted sample analyses?		✓		The MDL (0.59 mg/Kg) for arsenic is greater than the Resident Soil RSL (0.39 mg/Kg). A RSL does not exist for total chromium; however, the total chromium MDL (0.5 mg/Kg) is greater than the hexavalent chromium Resident Soil RSL (0.29 mg/Kg).	
8. Were method blank (MB) prepared at the appropriate frequency (one per 20 samples, batch, matrix, and level)?	✓				
9. Was a calibration blank (ICB/CCB) analyzed at the beginning, after every 10 th sample, and at the end of each analytical run?	✓				
10. Were target analytes detected in the method and/or calibration blanks?	✓			MB 680-269395/1-A, 7471B: Hg @ 0.00940 mg/kg (RL 0.020, DL 0.0080). Target analytes were not detected during the analysis of all other method	

¹ Independent technical reviewer

Data Validation Checklist (Continued)

Review Questions	Yes	No	N/A	Samples (Analytes) Affected/Comments	Flag
				blanks. Calibration blanks were not evaluated.	
11. Were target analytes reported in equipment/rinsate blanks analyses above the DL?			✓	According to the QAPP, a rinsate blank is to be collected after each decontamination event, which occurs once per week per the client. A rinsate blank was not collected during the week of 03/11/2013. Blank contamination will be evaluated based on method blank results.	
12. Were contaminants detected in samples below the blank contamination action level? <ul style="list-style-type: none"> ○ If blank result > RL, • Flag sample results ≤ RL with a U • Flag positive sample results > RL and ≤10x blank result , as J+ positive results ○ If blank result ≤RL, • Flag sample results ≤ RL with a U • Flag positive sample results > RL and ≤10x blank result , as J+ positive results 		✓	An evaluation of the effect of blank contamination on soil sample results was based on method blank results, and not calibration blank results. A blank contamination action level (BCAL) of 0.0940 mg/kg was developed for mercury by multiplying the amount observed in the method blank by a factor of 10. Sample-specific BCALs were developed by multiplying the BCAL by the sample's dilution factor and dividing by percent solids (refer to Attachment B). Qualification of data is not warranted, as all detections of mercury were greater than the sample-specific BCALs.		
13. Are there negative laboratory blank results with the absolute value ≤RL? If yes, then flag positive and non-detect sample results that are < 10x absolute blank value as J- and UJ, respectively.		✓			
14. Was a field duplicate analyzed?		✓			
15. Was precision deemed acceptable as defined by the project plans?			✓		
16. Were initial and continuing calibration standards analyzed at the lab/project-specified frequency for each instrument? <ul style="list-style-type: none"> ○ 6010C: • ICAL: Blank and one standard • ICV initially, and CCV every 10th sample and at the end of the analytical run • Lower Limit of Quantitation Check Sample (CRI) to be analyzed after establishing lower laboratory reporting limits and as needed ○ 7471B: • ICAL: Blank and five standards • ICV initially, and CCV every 10th sample and at the end of the analytical run 	✓			<ul style="list-style-type: none"> • 6010C: 03/18/2013-03/19/2013, instrument ICPE. One blank and one standard initially. ICV initially, and CCV every 10 samples and at end of run. CRI after initial calibration blank analysis. • 7471B, instrument LEEMAN2: <ul style="list-style-type: none"> ○ 03/15/2013-03/16/2013. 6-Point ICAL. ICV initially, CCV every 10 samples and at end of run. CRI after initial calibration blank analysis. ○ 03/20/2013-03/21/2013. 6-Point ICAL, instrument LEEMAN2. ICV initially, CCV every 10 samples and at end of run. CRI after 	

Data Validation Checklist (Continued)

Review Questions	Yes	No	N/A	Samples (Analytes) Affected/Comments	Flag
<p>17. Were these results within lab/project specifications?</p> <ul style="list-style-type: none"> o 6010C <ul style="list-style-type: none"> • ICV/CCV (Criteria: 90-110%R): <ul style="list-style-type: none"> ▪ If %R <75, then J- flag positive results and R-flag non-detects ▪ If 75-89%R, then J- flag positive results and UJ flag non-detects ▪ If 111-125%R, then J flag positive results ▪ If >125%R, then J+ flag positive results ▪ If >160%R, then R flag positive results • CRI (Method: 70-130%R, Laboratory: 50-150%R; Project: 50-150%R for Sb, Pb, and Tl, and 70-130%R for all other analytes): <ul style="list-style-type: none"> ▪ If CRI %R <50 (<30% for Sb, Pb, TL), then R flag results $\leq 2x$ RL and J flag positive results $>2x$ RL ▪ If CRI %R 50-69% (30-49% for Sb, Pb, TL), then J- and UJ flag positive results $<2x$ RL and ND, respectively ▪ If CRI %R >130% and $\leq 180%$ ($>150%$, but $\leq 200%$ for Sb, Pb, TL), then J+ flag positive results $<2x$ RL ▪ If CRI %R >180% ($>200%$ for Sb, Pb, TL), then R flag positive results o 7471B <ul style="list-style-type: none"> • ICV/CCV (Criteria: 80-120%R): <ul style="list-style-type: none"> ▪ If correlation coefficients <0.995, then J and UJ flag positive and non-detect results. ▪ If %R <65, then J- flag positive results and R-flag non-detects ▪ If 65-79%R, then J- flag positive results and UJ flag non-detects ▪ If 121-135%R, then J flag positive results ▪ If >135%R, then J+ flag positive results ▪ If >170%R, then R flag positive results • CRI (Method: Not required, Laboratory: 50-150%R, Project: 70-130%R): <ul style="list-style-type: none"> ▪ If CRI %R <50, then R flag results $\leq 2x$ RL and J flag positive results $>2x$ RL ▪ If CRI %R 50-69%, then J- and UJ flag positive results $<2x$ RL and ND, respectively ▪ If CRI %R >130% and $\leq 180%$, then J+ flag positive results $<2x$ RL ▪ If CRI %R >180%, then R flag positive result 	✓			<p>Mercury correlation coefficient:</p> <ul style="list-style-type: none"> • ICAL of 03/15/2013 is 0.9999206 (page 303) • ICAL of 03/20/2013 is 0.9989087 (page 306) 	
<p>18. Was the interference check sample (ICS) analyzed at the beginning of each ICP analytical run?</p>	✓				

Data Validation Checklist (Continued)

Review Questions	Yes	No	N/A	Samples (Analytes) Affected/Comments	Flag
19. Are ICS recoveries within 80-120% of the true value? If not, qualify data as follows when native Al, Fe, Ca, and Mg sample concentrations are equal to or greater than the ICS spiking level: <ul style="list-style-type: none"> ○ If >120%R (or >>true value plus 2x CRQL), J+ flag positive results ○ If 50-79%R (or less than true value – 2x the CRQL), J- flag positive results and UJ flag non-detects ○ If <50%R, J- flag positive results and R-flag non-detects 	✓				
20. Was a LCS analyzed for each preparation batch (one per 20 samples per matrix and level)?	✓				
21. Did LCS recoveries meet method/laboratory/project (80-120%R) specifications? <ul style="list-style-type: none"> ○ Soil: <ul style="list-style-type: none"> • LCS result > Upper control limit (UCL): J+ flag positive results • LCS result < Lower control limit (LCL): J- flag positive results and UJ flag non-detects ○ Aqueous: <ul style="list-style-type: none"> • If <50%R, then J- and R flag positive and ND results, respectively • If 50-LCL%R, J- and UJ flag positive and ND results, respectively • >UCL: J+ Flag positive results • >150%R: R Flag results 	✓				
22. Was the RPD between LCS and LCSD results within method/laboratory /project control limits (≤20%RPD)? If not, J and UJ flag positive and non-detect results, respectively			✓	LCS only	
23. Was a Matrix Spike (MS) and Matrix Spike Duplicate (MSD) analyzed once per preparation batch?	✓				
24. Is the MS and MSD parent sample a project-specific sample?	✓			<ul style="list-style-type: none"> • 6010C: <ul style="list-style-type: none"> ○ Prep Batch 269487: 680-88298-4 (CS0169B-CS-SP), MS/MSD ○ Prep Batch 269659: 680-88289-12 (Batch sample), MS/MSD • 7471B: <ul style="list-style-type: none"> ○ Prep Batch 269395: 680-88298-4 (CS0169B-CS-SP), MS/MSD ○ Prep Batch 269772: <ul style="list-style-type: none"> ▪ 680-88348-4 (Batch sample), MS/MSD ▪ 680-88348-35 (Batch sample), MS/MSD 	

Data Validation Checklist (Continued)

Review Questions	Yes	No	N/A	Samples (Analytes) Affected/Comments	Flag
25. Was a post-digestion spike (PDS) analysis conducted when MS and/or MSD results did not meet control limits (Note: PDS is not required for silver)?	✓			6010C: 680-88298-4 (CS0169B-CS-SP) and 680-88289-12 (Batch sample)	
26. For all analytes with sample concentration < 4 x spike concentration, are spike recoveries within method (6010C: 75-125%R MS/MSD and 80-120%R PDS; 7471B: 80-120%R MS/MSD and PDS not required), laboratory (MS, MSD, and PDS: 75-125%R), and project (as noted below) specifications? <i>Only QC results for project samples that are reported under this Job ID are evaluated.</i> If not, ○ 6010C: <ul style="list-style-type: none"> • If MS %R <30 and PDS %R <75, then J- and R Flag positive and ND results, respectively • If MS %R <30 and PDS %R >75, then J flag positive and UJ flag non-detect results • If MS and MSD %R 30-74 and PDS%R <75, then J- flag positive and UJ flag non-detect results • If MS and MSD %R 30-74 and PDS%R ≥75, then J flag positive and UJ flag non-detect results • If MS, MSD, and PDS %R >125, J+ flag positive results • If MS and MSD %R >125 and PDS %R ≤125, then J flag positive results • If MS and MSD %R <30 and no PDS, then J- flag positive and R-flag non-detect results • If MS and MSD %R 30-74 and no PDS, then J- and UJ flag positive and non-detect results, respectively • If MS and MSD %R >125 and no PDS, then J+ flag positive results ○ 7471B: <ul style="list-style-type: none"> • If MS %R <30, then J- and R Flag positive and ND results, respectively • If MS and MSD %R 30-74, then J- flag positive and UJ flag non-detect results • If MS and MSD %R >125, then J+ flag positive results 		✓		CS0169B-CS-SP (680-88298-4): <ul style="list-style-type: none"> • Arsenic @ 83 and 60%R (75-125). Qualification of the data is not necessary² and PDS recovery met acceptance criteria. • Barium @ 661 and 597%R (75-125). An evaluation of interference is not possible based on MS and MSD results³. PDS recovery met acceptance criteria. • Chromium @ 148 and 29%R (75-125). An evaluation of interference is not possible based on MS and MSD results³. PDS recovery met acceptance criteria. • Lead @ 738 and 870%R (75-125). PDS recovery met acceptance criteria; however, native sample concentration is greater than 4x spiking level. An evaluation of interference is not possible based on MS, MSD, and PDS results³. • Mercury @ 142 and 140%R (80-120). Flag result with J+. 	J+
27. Were laboratory/project (≤20%RPD) criteria met for precision during the MS and MSD analysis? <i>Only QC results for project samples that are reported under this Job ID are evaluated.</i>			✓	CS0169B-CS-SP (680-88298-4): Chromium MS/MSD RPD @ 22% (≤20). An evaluation of interference is not possible ³ .	

² The recovery of either the MS or MSD fell within control limits.

³ The native sample concentration is greater than 4x the MS/MSD spiking level.

Data Validation Checklist (Continued)

Review Questions	Yes	No	N/A	Samples (Analytes) Affected/Comments	Flag
<ul style="list-style-type: none"> ○ If RPD >20%, J and UJ flag positive and non-detect results. 					
28. Was a serial dilution conducted for 6010C?	✓				
29. Is the serial dilution parent sample a project-specific sample?	✓			6010C: 680-88298-4 (CS0169B-CS-SP) and 680-88289-12 (Batch sample)	
30. Is the percent difference between the serially diluted result and undiluted result less 10% (for those analytes with native concentrations greater than 50x the DL)? <i>Only QC results for project samples that are reported under this Job ID are evaluated.</i> <ul style="list-style-type: none"> ○ If %D >10, J and UJ flag positive and non-detect results, respectively. 	✓				
31. Was a laboratory duplicate analyzed?		✓			
32. Was the lab duplicate analysis conducted on a project-specific sample?			✓		
33. Were criteria for laboratory/project precision met? <i>Only QC results for project samples that are reported under this Job ID are evaluated.</i> <ul style="list-style-type: none"> ○ If RPD values >20% (35% for soil/sediment) or absolute difference > RL (2x RL for soil/sediment), then J and UJ flag positive and non-detect results, respectively 			✓		
34. Were lab comments included in report? If yes, summarize contents or attach a copy of the narrative.	✓			Refer to Attachment C (Case Narrative)	
<p>Comments: The data validation was conducted in accordance with the <i>Non-Industrial Use Property Sampling Event QAPP for the 35th Avenue Removal Site, Birmingham, Alabama, Revision 1</i> (OTIE, October 2012). The data review process was modeled after the <i>USEPA Contract Laboratory Program (CLP) National Functional Guidelines (NFG) for Inorganic Data Review</i> (EPA 540-R-04-004, October 2004). Sample results have been qualified based on the results of the data review process (Attachment D). Criteria for acceptability of data were based upon available site information, analytical method requirements, guidance documents, and professional judgment</p>					

DV Flag Definitions:

- J- The result is an estimated quantity, but the result may be biased low.
- J The result is an estimated quantity. The associated numerical value is the approximate concentration of the analyte in the sample.
- J+ The result is an estimated quantity, but the result may be biased high.
- R The data are unusable. The sample results are rejected due to serious deficiencies in meeting Quality Control (QC) criteria. The analyte may or may not be present in the sample.
- U The analyte was analyzed for, but was not detected above the associated level; blank contamination may exist.
- UJ The analyte was analyzed for, but was not detected. The reported limit is approximate and may be inaccurate or imprecise.

ATTACHMENT A
SAMPLE SUMMARY

Sample Summary

Client: Oneida Total Integrated Enterprises LLC
Project/Site: 35th Avenue Superfund Site

TestAmerica Job ID: 680-88298-3
SDG: 68088298-3

Lab Sample ID	Client Sample ID	Matrix	Collected	Received
680-88298-4	CV0169B-CS-SP	Solid	03/12/13 10:22	03/14/13 09:44
680-88298-10	CV1033A-CS	Solid	03/12/13 10:50	03/14/13 09:44
680-88298-32	CV0579B-CS-SP	Solid	03/12/13 15:16	03/14/13 09:44
680-88298-33	CV0169B-CS-SP (sieve)	Solid	03/12/13 10:22	03/14/13 09:44
680-88298-34	CV0579B-CS-SP (sieve)	Solid	03/12/13 15:16	03/14/13 09:44
680-88298-35	CV1033A-CS (sieve)	Solid	03/12/13 10:50	03/14/13 09:44

ATTACHMENT B

SAMPLE-SPECIFIC BLANK CONTAMINATION ACTION LEVELS

Sample-Specific Blank Contamination Action Levels

7471B					CV0169B-CS-SP	CV1033A-CS	CV0579B-CS-SP	CV0169B-CS-SP (sieve)	CV0579B-CS-SP (sieve)	CV1033A-CS (sieve)	
					680-88298-4	680-88298-10	680-88298-32	680-88298-33	680-88298-34	680-88298-35	
					%S:	75.9	74.2	77.5	98.4	84.4	98.0
					DF:	1	5	1	1	1	5
Analyte	RL, mg/kg	MB 680-269395/1-A, mg/kg	Maximum Amount Detected ¹ , mg/kg	Action Level ² , mg/kg	Sample-Specific Blank Contamination Action Levels, mg/Kg						
Mercury (Hg)	0.020	0.00940	0.00940	0.094	0.124	0.633	0.121	0.096	0.111	0.480	
Reported Sample Result, mg/Kg:					0.34	0.67	0.14	0.35	0.12	0.65	
Reporting Limit, mg/Kg:					0.026	0.12	0.023	0.020	0.021	0.096	
Blank Contamination Action:					None ³	None ³	None ³	None ³	None ³	None ³	

Rinsate blank results reported in micrograms per liter (µg/L). Laboratory blank results and sample-specific blank contamination action levels reported in milligrams per kilogram (mg/Kg).

¹ Maximum amount detected in among all blanks

² Maximum amount detected in blanks multiplied by a factor of 10

³ Qualification of data is not warranted, because the sample concentration is greater than the sample-specific BCAL

Blank Contamination Actions:

- o If blank result > RL,
 - Flag sample results ≤ RL with a U
 - Flag positive sample results > RL and ≤10x blank result , as J+ positive results
- o If blank result ≤RL,
 - Flag sample results ≤ RL with a U
 - Flag positive sample results > RL and ≤10x blank result , as J+ positive results

ATTACHMENT C

CASE NARRATIVE

Case Narrative

Client: Oneida Total Integrated Enterprises LLC
Project/Site: 35th Avenue Superfund Site

TestAmerica Job ID: 680-88298-3
SDG: 68088298-3

Job ID: 680-88298-3

Laboratory: TestAmerica Savannah

Narrative

CASE NARRATIVE

Client: Oneida Total Integrated Enterprises LLC

Project: 35th Avenue Superfund Site

Report Number: 680-88298-3

With the exceptions noted as flags or footnotes, standard analytical protocols were followed in the analysis of the samples and no problems were encountered or anomalies observed. In addition all laboratory quality control samples were within established control limits, with any exceptions noted below. Each sample was analyzed to achieve the lowest possible reporting limit within the constraints of the method. In some cases, due to interference or analytes present at high concentrations, samples were diluted. For diluted samples, the reporting limits are adjusted relative to the dilution required.

Calculations are performed before rounding to avoid round-off errors in calculated results.

All holding times were met and proper preservation noted for the methods performed on these samples, unless otherwise detailed in the individual sections below.

RECEIPT

The samples were received on 03/14/2013; the samples arrived in good condition, properly preserved and on ice. The temperature of the coolers at receipt was 1.4 C.

METALS (ICP)

Samples CV0169B-CS-SP (680-88298-4), CV1033A-CS (680-88298-10), CV0579B-CS-SP (680-88298-32), CV0169B-CS-SP (sieve) (680-88298-33), CV0579B-CS-SP (sieve) (680-88298-34) and CV1033A-CS (sieve) (680-88298-35) were analyzed for Metals (ICP) in accordance with EPA SW-846 Method 6010C. The samples were prepared on 03/15/2013 and 03/17/2013 and analyzed on 03/18/2013 and 03/19/2013.

Several analytes recovered outside the recovery criteria for the MS/MSD of sample 680-88289-12 in batch 680-269937. Chromium and Lead exceeded the rpd limit.

Several analytes recovered outside the recovery criteria for the MS/MSD of sample CV0169B-CS-SP (680-88298-4) in batch 680-269937. Also, Chromium exceeded the rpd limit.

No other difficulties were encountered during the metals analyses.

All other quality control parameters were within the acceptance limits.

TOTAL MERCURY

Samples CV0169B-CS-SP (680-88298-4), CV1033A-CS (680-88298-10), CV0579B-CS-SP (680-88298-32), CV0169B-CS-SP (sieve) (680-88298-33), CV0579B-CS-SP (sieve) (680-88298-34) and CV1033A-CS (sieve) (680-88298-35) were analyzed for total mercury in accordance with EPA SW-846 Method 7471B. The samples were prepared on 03/14/2013 and 03/18/2013 and analyzed on 03/15/2013, 03/16/2013, 03/20/2013 and 03/21/2013.

Mercury was detected in method blank MB 680-269395/1-A at a level that was above the method detection limit but below the reporting limit. The value should be considered an estimate, and has been flagged "J". If the associated sample reported a result above the MDL and/or RL, the result has been "B" flagged. Refer to the QC report for details.

Samples CV1033A-CS (680-88298-10)[5X] and CV1033A-CS (sieve) (680-88298-35)[5X] required dilution prior to analysis. The reporting limits have been adjusted accordingly.

Mercury recovered outside the recovery criteria for the MS/MSD of sample CV0169B-CS-SP (680-88298-4) in batch 680-269747.

Case Narrative

Client: Oneida Total Integrated Enterprises LLC
Project/Site: 35th Avenue Superfund Site

TestAmerica Job ID: 680-88298-3
SDG: 68088298-3

Job ID: 680-88298-3 (Continued)

Laboratory: TestAmerica Savannah (Continued)

Mercury also recovered outside the recovery criteria for the MS of sample 680-88348-35 in batch 680-270183.

The presence of the '4' qualifier in the data indicates analytes where the concentration in the unspiked sample exceeded four times the spiking amount.

No other difficulties were encountered during the mercury analyses.

All other quality control parameters were within the acceptance limits.

1

2

3

4

5

6

7

8

9

10

11

12

ATTACHMENT D
QUALIFIED SAMPLE RESULTS

Client Sample Results

Client: Oneida Total Integrated Enterprises LLC
 Project/Site: 35th Avenue Superfund Site

TestAmerica Job ID: 680-88298-3
 SDG: 68088298-3

Client Sample ID: CV0169B-CS-SP

Lab Sample ID: 680-88298-4

Date Collected: 03/12/13 10:22

Matrix: Solid

Date Received: 03/14/13 09:44

Percent Solids: 75.9

Method: 6010C - Metals (ICP)									
Analyte	Result	Qualifier	RL	MDL	Unit	D	Prepared	Analyzed	Dil Fac
Arsenic	35		2.5	0.73	mg/Kg	☐	03/15/13 09:28	03/19/13 03:23	1
Barium	370		1.2	0.37	mg/Kg	☐	03/15/13 09:28	03/19/13 03:23	1
Cadmium	2.9		0.62	0.12	mg/Kg	☐	03/15/13 09:28	03/19/13 03:23	1
Chromium	56		1.2	0.62	mg/Kg	☐	03/15/13 09:28	03/19/13 03:23	1
Lead	310		1.2	0.66	mg/Kg	☐	03/15/13 09:28	03/19/13 03:23	1
Selenium	3.1	U	3.1	1.2	mg/Kg	☐	03/15/13 09:28	03/19/13 03:23	1
Silver	0.30	J	1.2	0.12	mg/Kg	☐	03/15/13 09:28	03/19/13 03:23	1

Method: 7471B - Mercury in Solid or Semisolid Waste (Manual Cold Vapor Technique)									
Analyte	Result	Qualifier	RL	MDL	Unit	D	Prepared	Analyzed	Dil Fac
Mercury	0.34	B J+	0.026	0.011	mg/Kg	☐	03/14/13 13:18	03/15/13 16:23	1

Client Sample ID: CV1033A-CS

Lab Sample ID: 680-88298-10

Date Collected: 03/12/13 10:50

Matrix: Solid

Date Received: 03/14/13 09:44

Percent Solids: 74.2

Method: 6010C - Metals (ICP)									
Analyte	Result	Qualifier	RL	MDL	Unit	D	Prepared	Analyzed	Dil Fac
Arsenic	44		2.5	0.75	mg/Kg	☐	03/15/13 09:28	03/19/13 03:51	1
Barium	390		1.3	0.38	mg/Kg	☐	03/15/13 09:28	03/19/13 03:51	1
Cadmium	1.8		0.64	0.13	mg/Kg	☐	03/15/13 09:28	03/19/13 03:51	1
Chromium	41		1.3	0.64	mg/Kg	☐	03/15/13 09:28	03/19/13 03:51	1
Lead	440		1.3	0.67	mg/Kg	☐	03/15/13 09:28	03/19/13 03:51	1
Selenium	3.2	U	3.2	1.3	mg/Kg	☐	03/15/13 09:28	03/19/13 03:51	1
Silver	1.3	U	1.3	0.12	mg/Kg	☐	03/15/13 09:28	03/19/13 03:51	1

Method: 7471B - Mercury in Solid or Semisolid Waste (Manual Cold Vapor Technique)									
Analyte	Result	Qualifier	RL	MDL	Unit	D	Prepared	Analyzed	Dil Fac
Mercury	0.67	B	0.12	0.050	mg/Kg	☐	03/14/13 13:18	03/16/13 09:28	5

Client Sample ID: CV0579B-CS-SP

Lab Sample ID: 680-88298-32

Date Collected: 03/12/13 15:16

Matrix: Solid

Date Received: 03/14/13 09:44

Percent Solids: 77.5

Method: 6010C - Metals (ICP)									
Analyte	Result	Qualifier	RL	MDL	Unit	D	Prepared	Analyzed	Dil Fac
Arsenic	16		2.3	0.68	mg/Kg	☐	03/17/13 10:03	03/18/13 20:51	1
Barium	83		1.2	0.35	mg/Kg	☐	03/17/13 10:03	03/18/13 20:51	1
Cadmium	4.2		0.58	0.12	mg/Kg	☐	03/17/13 10:03	03/18/13 20:51	1
Chromium	47		1.2	0.58	mg/Kg	☐	03/17/13 10:03	03/18/13 20:51	1
Lead	1500		1.2	0.61	mg/Kg	☐	03/17/13 10:03	03/18/13 20:51	1
Selenium	1.5	J	2.9	1.2	mg/Kg	☐	03/17/13 10:03	03/18/13 20:51	1
Silver	1.2		1.2	0.11	mg/Kg	☐	03/17/13 10:03	03/18/13 20:51	1

Method: 7471B - Mercury in Solid or Semisolid Waste (Manual Cold Vapor Technique)									
Analyte	Result	Qualifier	RL	MDL	Unit	D	Prepared	Analyzed	Dil Fac
Mercury	0.14	B	0.023	0.0094	mg/Kg	☐	03/14/13 13:18	03/15/13 16:31	1

TestAmerica Savannah

Sample results have been qualified by URS in accordance with the Non-Industrial Use Property Sampling Event QAPP for the 35th Avenue Removal Site, Birmingham, Alabama, Revision 1 (OTIE, October 2012)

Client Sample Results

Client: Oneida Total Integrated Enterprises LLC
 Project/Site: 35th Avenue Superfund Site

TestAmerica Job ID: 680-88298-3
 SDG: 68088298-3

Client Sample ID: CV0169B-CS-SP (sieve)

Lab Sample ID: 680-88298-33

Date Collected: 03/12/13 10:22

Matrix: Solid

Date Received: 03/14/13 09:44

Percent Solids: 98.4

Method: 6010C - Metals (ICP)									
Analyte	Result	Qualifier	RL	MDL	Unit	D	Prepared	Analyzed	Dil Fac
Arsenic	32		2.1	0.61	mg/Kg	☐	03/17/13 10:03	03/18/13 20:57	1
Barium	430		1.0	0.31	mg/Kg	☐	03/17/13 10:03	03/18/13 20:57	1
Cadmium	2.7		0.51	0.10	mg/Kg	☐	03/17/13 10:03	03/18/13 20:57	1
Chromium	67		1.0	0.51	mg/Kg	☐	03/17/13 10:03	03/18/13 20:57	1
Lead	360		1.0	0.54	mg/Kg	☐	03/17/13 10:03	03/18/13 20:57	1
Selenium	2.6	U	2.6	1.0	mg/Kg	☐	03/17/13 10:03	03/18/13 20:57	1
Silver	0.49	J	1.0	0.099	mg/Kg	☐	03/17/13 10:03	03/18/13 20:57	1

Method: 7471B - Mercury in Solid or Semisolid Waste (Manual Cold Vapor Technique)									
Analyte	Result	Qualifier	RL	MDL	Unit	D	Prepared	Analyzed	Dil Fac
Mercury	0.35		0.020	0.0082	mg/Kg	☐	03/18/13 16:37	03/20/13 15:44	1

Client Sample ID: CV0579B-CS-SP (sieve)

Lab Sample ID: 680-88298-34

Date Collected: 03/12/13 15:16

Matrix: Solid

Date Received: 03/14/13 09:44

Percent Solids: 84.4

Method: 6010C - Metals (ICP)									
Analyte	Result	Qualifier	RL	MDL	Unit	D	Prepared	Analyzed	Dil Fac
Arsenic	14		2.3	0.69	mg/Kg	☐	03/17/13 10:03	03/18/13 21:02	1
Barium	93		1.2	0.35	mg/Kg	☐	03/17/13 10:03	03/18/13 21:02	1
Cadmium	4.9		0.58	0.12	mg/Kg	☐	03/17/13 10:03	03/18/13 21:02	1
Chromium	64		1.2	0.58	mg/Kg	☐	03/17/13 10:03	03/18/13 21:02	1
Lead	1900		1.2	0.62	mg/Kg	☐	03/17/13 10:03	03/18/13 21:02	1
Selenium	2.9	U	2.9	1.2	mg/Kg	☐	03/17/13 10:03	03/18/13 21:02	1
Silver	1.5		1.2	0.11	mg/Kg	☐	03/17/13 10:03	03/18/13 21:02	1

Method: 7471B - Mercury in Solid or Semisolid Waste (Manual Cold Vapor Technique)									
Analyte	Result	Qualifier	RL	MDL	Unit	D	Prepared	Analyzed	Dil Fac
Mercury	0.12		0.021	0.0085	mg/Kg	☐	03/18/13 16:37	03/20/13 15:46	1

Client Sample ID: CV1033A-CS (sieve)

Lab Sample ID: 680-88298-35

Date Collected: 03/12/13 10:50

Matrix: Solid

Date Received: 03/14/13 09:44

Percent Solids: 98.0

Method: 6010C - Metals (ICP)									
Analyte	Result	Qualifier	RL	MDL	Unit	D	Prepared	Analyzed	Dil Fac
Arsenic	50		1.9	0.57	mg/Kg	☐	03/17/13 10:03	03/18/13 21:08	1
Barium	460		0.97	0.29	mg/Kg	☐	03/17/13 10:03	03/18/13 21:08	1
Cadmium	2.4		0.49	0.097	mg/Kg	☐	03/17/13 10:03	03/18/13 21:08	1
Chromium	36		0.97	0.49	mg/Kg	☐	03/17/13 10:03	03/18/13 21:08	1
Lead	440		0.97	0.51	mg/Kg	☐	03/17/13 10:03	03/18/13 21:08	1
Selenium	2.4	U	2.4	0.97	mg/Kg	☐	03/17/13 10:03	03/18/13 21:08	1
Silver	0.23	J	0.97	0.093	mg/Kg	☐	03/17/13 10:03	03/18/13 21:08	1

Method: 7471B - Mercury in Solid or Semisolid Waste (Manual Cold Vapor Technique)									
Analyte	Result	Qualifier	RL	MDL	Unit	D	Prepared	Analyzed	Dil Fac
Mercury	0.65		0.096	0.039	mg/Kg	☐	03/18/13 16:37	03/21/13 10:39	5

TestAmerica Savannah

Sample results have been qualified by URS in accordance with the Non-Industrial Use Property Sampling Event QAPP for the 35th Avenue Removal Site, Birmingham, Alabama, Revision 1 (OTIE, October 2012)

ANALYTICAL REPORT

Job Number: 680-88298-3

SDG Number: 68088298-3

Job Description: 35th Avenue Superfund Site

For:

Oneida Total Integrated Enterprises LLC

1220 Kennestone Circle

Suite 106

Marietta, GA 30060

Attention: Ms. Limari F Krebs



Approved for release.
Bernard Kirkland
Project Manager I
3/26/2013 5:50 PM

Designee for

Lisa Harvey

Project Manager II

lisa.harvey@testamericainc.com

03/26/2013

The test results in this report meet NELAP requirements for parameters for which accreditation is required or available. Any exceptions to the NELAP requirements are noted. Results pertain only to samples listed in this report. This report may not be reproduced, except in full, without the written approval of the laboratory. Questions should be directed to the person who signed this report.

Savannah Certifications and ID #: A2LA: 0399.01; AL: 41450; ARDEQ: 88-0692; ARDOH; AZ: AZ0741; CA: 03217CA; CO; CT: PH0161; DE; FL: E87052; GA: 803; Guam; HI; IL: 200022; IN: C-GA-02; IA: 353; KS: E-10322; KY EPPC: 90084; KY UST; LA DEQ: 30690; LA DHH: LA080008; ME: 2008022; MD: 250; MA: M-GA006; MI: 9925; MS; NFESC: 249; NV: GA00006; NJ: GA769; NM; NY: 10842; NC DWQ: 269; NC DHHS: 13701; PA: 68-00474; PR: GA00006; RI: LAO00244; SC: 98001001; TN: TN0296; TX: T104704185; USEPA: GA00006; VT: VT-87052; VA: 00302; WA; WV DEP: 094; WV DHHR: 9950 C; WI DNR: 999819810; WY/EPAR8: 8TMS-Q

TestAmerica Laboratories, Inc.

TestAmerica Savannah 5102 LaRoche Avenue, Savannah, GA 31404

Tel (912) 354-7858 Fax (912) 352-0165 www.testamericainc.com



Table of Contents

Cover Title Page	1
Data Summaries	4
Report Narrative	4
Sample Summary	5
Method Summary	6
Method / Analyst Summary	7
Data Qualifiers	8
QC Association Summary	9
Inorganic Sample Data	12
Metals Data	12
Met Cover Page	13
Met Sample Data	14
Met QC Data	20
Met ICV/CCV	20
Met CRQL	27
Met Blanks	29
Met ICSA/ICSAB	39
Met MS/MSD/PDS	41
Met LCS/LCSD	51
Met Serial Dilution	55
Met MDL	57
Met IECF	61
Met Preparation Log	63
Met Analysis Run Log	67
Met Raw Data	81
Met Prep Data	311

Table of Contents

Shipping and Receiving Documents	322
Client Chain of Custody	322

CASE NARRATIVE

Client: Oneida Total Integrated Enterprises LLC

Project: 35th Avenue Superfund Site

Report Number: 680-88298-3

With the exceptions noted as flags or footnotes, standard analytical protocols were followed in the analysis of the samples and no problems were encountered or anomalies observed. In addition all laboratory quality control samples were within established control limits, with any exceptions noted below. Each sample was analyzed to achieve the lowest possible reporting limit within the constraints of the method. In some cases, due to interference or analytes present at high concentrations, samples were diluted. For diluted samples, the reporting limits are adjusted relative to the dilution required.

Calculations are performed before rounding to avoid round-off errors in calculated results.

All holding times were met and proper preservation noted for the methods performed on these samples, unless otherwise detailed in the individual sections below.

RECEIPT

The samples were received on 03/14/2013; the samples arrived in good condition, properly preserved and on ice. The temperature of the coolers at receipt was 1.4 C.

METALS (ICP)

Samples CV0169B-CS-SP (680-88298-4), CV1033A-CS (680-88298-10), CV0579B-CS-SP (680-88298-32), CV0169B-CS-SP (sieve) (680-88298-33), CV0579B-CS-SP (sieve) (680-88298-34) and CV1033A-CS (sieve) (680-88298-35) were analyzed for Metals (ICP) in accordance with EPA SW-846 Method 6010C. The samples were prepared on 03/15/2013 and 03/17/2013 and analyzed on 03/18/2013 and 03/19/2013.

Several analytes recovered outside the recovery criteria for the MS/MSD of sample 680-88289-12 in batch 680-269937. Chromium and Lead exceeded the rpd limit.

Several analytes recovered outside the recovery criteria for the MS/MSD of sample CV0169B-CS-SP (680-88298-4) in batch 680-269937. Also, Chromium exceeded the rpd limit.

No other difficulties were encountered during the metals analyses.

All other quality control parameters were within the acceptance limits.

TOTAL MERCURY

Samples CV0169B-CS-SP (680-88298-4), CV1033A-CS (680-88298-10), CV0579B-CS-SP (680-88298-32), CV0169B-CS-SP (sieve) (680-88298-33), CV0579B-CS-SP (sieve) (680-88298-34) and CV1033A-CS (sieve) (680-88298-35) were analyzed for total mercury in accordance with EPA SW-846 Method 7471B. The samples were prepared on 03/14/2013 and 03/18/2013 and analyzed on 03/15/2013, 03/16/2013, 03/20/2013 and 03/21/2013.

Mercury was detected in method blank MB 680-269395/1-A at a level that was above the method detection limit but below the reporting limit. The value should be considered an estimate, and has been flagged "J". If the associated sample reported a result above the MDL and/or RL, the result has been "B" flagged. Refer to the QC report for details.

Samples CV1033A-CS (680-88298-10)[5X] and CV1033A-CS (sieve) (680-88298-35)[5X] required dilution prior to analysis. The reporting limits have been adjusted accordingly.

Mercury recovered outside the recovery criteria for the MS/MSD of sample CV0169B-CS-SP (680-88298-4) in batch 680-269747.

Mercury also recovered outside the recovery criteria for the MS of sample 680-88348-35 in batch 680-270183.

The presence of the '4' qualifier in the data indicates analytes where the concentration in the unspiked sample exceeded four times the spiking amount.

No other difficulties were encountered during the mercury analyses.

All other quality control parameters were within the acceptance limits.

SAMPLE SUMMARY

Client: Oneida Total Integrated Enterprises LLC

Job Number: 680-88298-3

Sdg Number: 68088298-3

Lab Sample ID	Client Sample ID	Client Matrix	Date/Time Sampled	Date/Time Received
680-88298-4	CV0169B-CS-SP	Solid	03/12/2013 1022	03/14/2013 0944
680-88298-4MS	CV0169B-CS-SP	Solid	03/12/2013 1022	03/14/2013 0944
680-88298-4MSD	CV0169B-CS-SP	Solid	03/12/2013 1022	03/14/2013 0944
680-88298-10	CV1033A-CS	Solid	03/12/2013 1050	03/14/2013 0944
680-88298-32	CV0579B-CS-SP	Solid	03/12/2013 1516	03/14/2013 0944
680-88298-33	CV0169B-CS-SP (sieve)	Solid	03/12/2013 1022	03/14/2013 0944
680-88298-34	CV0579B-CS-SP (sieve)	Solid	03/12/2013 1516	03/14/2013 0944
680-88298-35	CV1033A-CS (sieve)	Solid	03/12/2013 1050	03/14/2013 0944

METHOD SUMMARY

Client: Oneida Total Integrated Enterprises LLC

Job Number: 680-88298-3

Sdg Number: 68088298-3

Description	Lab Location	Method	Preparation Method
Matrix: Solid			
Metals (ICP)	TAL SAV	SW846 6010C	
Preparation, Metals	TAL SAV		SW846 3050B
Mercury in Solid or Semisolid Waste (Manual Cold Vapor Technique)	TAL SAV	SW846 7471B	
Preparation, Mercury	TAL SAV		SW846 7471B
Percent Moisture	TAL SAV	EPA Moisture	
Percent Moisture	TAL TAM	EPA Moisture	

Lab References:

TAL SAV = TestAmerica Savannah

TAL TAM = TestAmerica Tampa

Method References:

EPA = US Environmental Protection Agency

SW846 = "Test Methods For Evaluating Solid Waste, Physical/Chemical Methods", Third Edition, November 1986 And Its Updates.

METHOD / ANALYST SUMMARY

Client: Oneida Total Integrated Enterprises LLC

Job Number: 680-88298-3

Sdg Number: 68088298-3

Method	Analyst	Analyst ID
SW846 6010C	Bland, Brian	BCB
SW846 7471B	Bland, Brian	BCB
EPA Moisture	Galio, Andrew	AG
EPA Moisture	Swafford, Frances	FS

DATA REPORTING QUALIFIERS

Client: Oneida Total Integrated Enterprises LLC

Job Number: 680-88298-3

Sdg Number: 68088298-3

Lab Section	Qualifier	Description
Metals		
	B	Compound was found in the blank and sample.
	U	Indicates the analyte was analyzed for but not detected.
	F	MS or MSD exceeds the control limits
	4	MS, MSD: The analyte present in the original sample is 4 times greater than the matrix spike concentration; therefore, control limits are not applicable.
	J	Result is less than the RL but greater than or equal to the MDL and the concentration is an approximate value.
	F	RPD of the MS and MSD exceeds the control limits

Quality Control Results

Client: Oneida Total Integrated Enterprises LLC

Job Number: 680-88298-3

Sdg Number: 68088298-3

QC Association Summary

Lab Sample ID	Client Sample ID	Report		Method	Prep Batch
		Basis	Client Matrix		
Metals					
Prep Batch: 680-269395					
LCS 680-269395/2-A	Lab Control Sample	T	Solid	7471B	
MB 680-269395/1-A	Method Blank	T	Solid	7471B	
680-88298-4	CV0169B-CS-SP	T	Solid	7471B	
680-88298-4MS	Matrix Spike	T	Solid	7471B	
680-88298-4MSD	Matrix Spike Duplicate	T	Solid	7471B	
680-88298-10	CV1033A-CS	T	Solid	7471B	
680-88298-32	CV0579B-CS-SP	T	Solid	7471B	
Prep Batch: 680-269487					
LCS 680-269487/3-A	Lab Control Sample	T	Solid	3050B	
MB 680-269487/1-A	Method Blank	T	Solid	3050B	
680-88298-4	CV0169B-CS-SP	T	Solid	3050B	
680-88298-4MS	Matrix Spike	T	Solid	3050B	
680-88298-4MSD	Matrix Spike Duplicate	T	Solid	3050B	
680-88298-10	CV1033A-CS	T	Solid	3050B	
Prep Batch: 680-269659					
LCS 680-269659/3-A	Lab Control Sample	T	Solid	3050B	
MB 680-269659/1-A	Method Blank	T	Solid	3050B	
680-88289-B-12-D MS	Matrix Spike	T	Solid	3050B	
680-88289-B-12-E MSD	Matrix Spike Duplicate	T	Solid	3050B	
680-88298-32	CV0579B-CS-SP	T	Solid	3050B	
680-88298-33	CV0169B-CS-SP (sieve)	T	Solid	3050B	
680-88298-34	CV0579B-CS-SP (sieve)	T	Solid	3050B	
680-88298-35	CV1033A-CS (sieve)	T	Solid	3050B	
Analysis Batch:680-269747					
LCS 680-269395/2-A	Lab Control Sample	T	Solid	7471B	680-269395
MB 680-269395/1-A	Method Blank	T	Solid	7471B	680-269395
680-88298-4	CV0169B-CS-SP	T	Solid	7471B	680-269395
680-88298-4MS	Matrix Spike	T	Solid	7471B	680-269395
680-88298-4MSD	Matrix Spike Duplicate	T	Solid	7471B	680-269395
680-88298-10	CV1033A-CS	T	Solid	7471B	680-269395
680-88298-32	CV0579B-CS-SP	T	Solid	7471B	680-269395
Prep Batch: 680-269772					
LCS 680-269772/2-A	Lab Control Sample	T	Solid	7471B	
MB 680-269772/1-A	Method Blank	T	Solid	7471B	
680-88298-33	CV0169B-CS-SP (sieve)	T	Solid	7471B	
680-88298-34	CV0579B-CS-SP (sieve)	T	Solid	7471B	
680-88298-35	CV1033A-CS (sieve)	T	Solid	7471B	
680-88348-B-4-C MS	Matrix Spike	T	Solid	7471B	
680-88348-B-4-D MSD	Matrix Spike Duplicate	T	Solid	7471B	
680-88348-A-35-B MS	Matrix Spike	T	Solid	7471B	
680-88348-A-35-C MSD	Matrix Spike Duplicate	T	Solid	7471B	

TestAmerica Savannah

Quality Control Results

Client: Oneida Total Integrated Enterprises LLC

Job Number: 680-88298-3

Sdg Number: 68088298-3

QC Association Summary

Lab Sample ID	Client Sample ID	Report		Method	Prep Batch
		Basis	Client Matrix		
Metals					
Analysis Batch:680-269937					
LCS 680-269487/3-A	Lab Control Sample	T	Solid	6010C	680-269487
MB 680-269487/1-A	Method Blank	T	Solid	6010C	680-269487
LCS 680-269659/3-A	Lab Control Sample	T	Solid	6010C	680-269659
MB 680-269659/1-A	Method Blank	T	Solid	6010C	680-269659
680-88289-B-12-D MS	Matrix Spike	T	Solid	6010C	680-269659
680-88289-B-12-E MSD	Matrix Spike Duplicate	T	Solid	6010C	680-269659
680-88298-4	CV0169B-CS-SP	T	Solid	6010C	680-269487
680-88298-4MS	Matrix Spike	T	Solid	6010C	680-269487
680-88298-4MSD	Matrix Spike Duplicate	T	Solid	6010C	680-269487
680-88298-10	CV1033A-CS	T	Solid	6010C	680-269487
680-88298-32	CV0579B-CS-SP	T	Solid	6010C	680-269659
680-88298-33	CV0169B-CS-SP (sieve)	T	Solid	6010C	680-269659
680-88298-34	CV0579B-CS-SP (sieve)	T	Solid	6010C	680-269659
680-88298-35	CV1033A-CS (sieve)	T	Solid	6010C	680-269659
Analysis Batch:680-270183					
LCS 680-269772/2-A	Lab Control Sample	T	Solid	7471B	680-269772
MB 680-269772/1-A	Method Blank	T	Solid	7471B	680-269772
680-88298-33	CV0169B-CS-SP (sieve)	T	Solid	7471B	680-269772
680-88298-34	CV0579B-CS-SP (sieve)	T	Solid	7471B	680-269772
680-88298-35	CV1033A-CS (sieve)	T	Solid	7471B	680-269772
680-88348-B-4-C MS	Matrix Spike	T	Solid	7471B	680-269772
680-88348-B-4-D MSD	Matrix Spike Duplicate	T	Solid	7471B	680-269772
680-88348-A-35-B MS	Matrix Spike	T	Solid	7471B	680-269772
680-88348-A-35-C MSD	Matrix Spike Duplicate	T	Solid	7471B	680-269772

Report Basis

T = Total

Quality Control Results

Client: Oneida Total Integrated Enterprises LLC

Job Number: 680-88298-3

Sdg Number: 68088298-3

QC Association Summary

Lab Sample ID	Client Sample ID	Report Basis	Client Matrix	Method	Prep Batch
General Chemistry					
Analysis Batch:660-135482					
MB 660-135482/1	Method Blank	T	Solid	Moisture	
680-88298-4	CV0169B-CS-SP	T	Solid	Moisture	
680-88298-4MS	Matrix Spike	T	Solid	Moisture	
680-88298-4MSD	Matrix Spike Duplicate	T	Solid	Moisture	
680-88298-10	CV1033A-CS	T	Solid	Moisture	
680-88298-A-21 MS	Matrix Spike	T	Solid	Moisture	
680-88298-A-21 MSD	Matrix Spike Duplicate	T	Solid	Moisture	
Analysis Batch:660-135504					
LCS 660-135504/1	Lab Control Sample	T	Solid	Moisture	
LCSD 660-135504/12	Lab Control Sample Duplicate	T	Solid	Moisture	
680-88298-32	CV0579B-CS-SP	T	Solid	Moisture	
Analysis Batch:680-269460					
680-88298-33	CV0169B-CS-SP (sieve)	T	Solid	Moisture	
680-88298-34	CV0579B-CS-SP (sieve)	T	Solid	Moisture	
680-88298-35	CV1033A-CS (sieve)	T	Solid	Moisture	
680-88339-C-7 MS	Matrix Spike	T	Solid	Moisture	
680-88339-C-7 MSD	Matrix Spike Duplicate	T	Solid	Moisture	

Report Basis

T = Total

METALS

COVER PAGE
METALS

Lab Name: TestAmerica Savannah Job Number: 680-88298-3

SDG No.: 68088298-3

Project: 35th Avenue Superfund Site

Client Sample ID	Lab Sample ID
<u>CV0169B-CS-SP</u>	<u>680-88298-4</u>
<u>CV1033A-CS</u>	<u>680-88298-10</u>
<u>CV0579B-CS-SP</u>	<u>680-88298-32</u>
<u>CV0169B-CS-SP (sieve)</u>	<u>680-88298-33</u>
<u>CV0579B-CS-SP (sieve)</u>	<u>680-88298-34</u>
<u>CV1033A-CS (sieve)</u>	<u>680-88298-35</u>

Comments:

1A-IN
 INORGANIC ANALYSIS DATA SHEET
 METALS

Client Sample ID: CV0169B-CS-SP

Lab Sample ID: 680-88298-4

Lab Name: TestAmerica Savannah

Job No.: 680-88298-3

SDG ID.: 68088298-3

Matrix: Solid

Date Sampled: 03/12/2013 10:22

Reporting Basis: DRY

Date Received: 03/14/2013 09:44

% Solids: 75.9

CAS No.	Analyte	Result	RL	MDL	Units	C	Q	DIL	Method
7440-38-2	Arsenic	35	2.5	0.73	mg/Kg			1	6010C
7440-39-3	Barium	370	1.2	0.37	mg/Kg			1	6010C
7440-43-9	Cadmium	2.9	0.62	0.12	mg/Kg			1	6010C
7440-47-3	Chromium	56	1.2	0.62	mg/Kg			1	6010C
7439-92-1	Lead	310	1.2	0.66	mg/Kg			1	6010C
7782-49-2	Selenium	3.1	3.1	1.2	mg/Kg	U		1	6010C
7440-22-4	Silver	0.30	1.2	0.12	mg/Kg	J		1	6010C
7439-97-6	Mercury	0.34	0.026	0.011	mg/Kg		B	1	7471B

1A-IN
INORGANIC ANALYSIS DATA SHEET
METALS

Client Sample ID: CV1033A-CS Lab Sample ID: 680-88298-10
 Lab Name: TestAmerica Savannah Job No.: 680-88298-3
 SDG ID.: 68088298-3
 Matrix: Solid Date Sampled: 03/12/2013 10:50
 Reporting Basis: DRY Date Received: 03/14/2013 09:44
 % Solids: 74.2

CAS No.	Analyte	Result	RL	MDL	Units	C	Q	DIL	Method
7440-38-2	Arsenic	44	2.5	0.75	mg/Kg			1	6010C
7440-39-3	Barium	390	1.3	0.38	mg/Kg			1	6010C
7440-43-9	Cadmium	1.8	0.64	0.13	mg/Kg			1	6010C
7440-47-3	Chromium	41	1.3	0.64	mg/Kg			1	6010C
7439-92-1	Lead	440	1.3	0.67	mg/Kg			1	6010C
7782-49-2	Selenium	3.2	3.2	1.3	mg/Kg	U		1	6010C
7440-22-4	Silver	1.3	1.3	0.12	mg/Kg	U		1	6010C
7439-97-6	Mercury	0.67	0.12	0.050	mg/Kg		B	5	7471B

1A-IN
INORGANIC ANALYSIS DATA SHEET
METALS

Client Sample ID: CV0579B-CS-SP Lab Sample ID: 680-88298-32
 Lab Name: TestAmerica Savannah Job No.: 680-88298-3
 SDG ID.: 68088298-3
 Matrix: Solid Date Sampled: 03/12/2013 15:16
 Reporting Basis: DRY Date Received: 03/14/2013 09:44
 % Solids: 77.5

CAS No.	Analyte	Result	RL	MDL	Units	C	Q	DIL	Method
7440-38-2	Arsenic	16	2.3	0.68	mg/Kg			1	6010C
7440-39-3	Barium	83	1.2	0.35	mg/Kg			1	6010C
7440-43-9	Cadmium	4.2	0.58	0.12	mg/Kg			1	6010C
7440-47-3	Chromium	47	1.2	0.58	mg/Kg			1	6010C
7439-92-1	Lead	1500	1.2	0.61	mg/Kg			1	6010C
7782-49-2	Selenium	1.5	2.9	1.2	mg/Kg	J		1	6010C
7440-22-4	Silver	1.2	1.2	0.11	mg/Kg			1	6010C
7439-97-6	Mercury	0.14	0.023	0.0094	mg/Kg		B	1	7471B

1A-IN
INORGANIC ANALYSIS DATA SHEET
METALS

Client Sample ID: CV0169B-CS-SP (sieve)

Lab Sample ID: 680-88298-33

Lab Name: TestAmerica Savannah

Job No.: 680-88298-3

SDG ID.: 68088298-3

Matrix: Solid

Date Sampled: 03/12/2013 10:22

Reporting Basis: DRY

Date Received: 03/14/2013 09:44

% Solids: 98.4

CAS No.	Analyte	Result	RL	MDL	Units	C	Q	DIL	Method
7440-38-2	Arsenic	32	2.1	0.61	mg/Kg			1	6010C
7440-39-3	Barium	430	1.0	0.31	mg/Kg			1	6010C
7440-43-9	Cadmium	2.7	0.51	0.10	mg/Kg			1	6010C
7440-47-3	Chromium	67	1.0	0.51	mg/Kg			1	6010C
7439-92-1	Lead	360	1.0	0.54	mg/Kg			1	6010C
7782-49-2	Selenium	2.6	2.6	1.0	mg/Kg	U		1	6010C
7440-22-4	Silver	0.49	1.0	0.099	mg/Kg	J		1	6010C
7439-97-6	Mercury	0.35	0.020	0.0082	mg/Kg			1	7471B

1A-IN
INORGANIC ANALYSIS DATA SHEET
METALS

Client Sample ID: CV0579B-CS-SP (sieve)

Lab Sample ID: 680-88298-34

Lab Name: TestAmerica Savannah

Job No.: 680-88298-3

SDG ID.: 68088298-3

Matrix: Solid

Date Sampled: 03/12/2013 15:16

Reporting Basis: DRY

Date Received: 03/14/2013 09:44

% Solids: 84.4

CAS No.	Analyte	Result	RL	MDL	Units	C	Q	DIL	Method
7440-38-2	Arsenic	14	2.3	0.69	mg/Kg			1	6010C
7440-39-3	Barium	93	1.2	0.35	mg/Kg			1	6010C
7440-43-9	Cadmium	4.9	0.58	0.12	mg/Kg			1	6010C
7440-47-3	Chromium	64	1.2	0.58	mg/Kg			1	6010C
7439-92-1	Lead	1900	1.2	0.62	mg/Kg			1	6010C
7782-49-2	Selenium	2.9	2.9	1.2	mg/Kg	U		1	6010C
7440-22-4	Silver	1.5	1.2	0.11	mg/Kg			1	6010C
7439-97-6	Mercury	0.12	0.021	0.0085	mg/Kg			1	7471B

1A-IN
INORGANIC ANALYSIS DATA SHEET
METALS

Client Sample ID: CV1033A-CS (sieve)

Lab Sample ID: 680-88298-35

Lab Name: TestAmerica Savannah

Job No.: 680-88298-3

SDG ID.: 68088298-3

Matrix: Solid

Date Sampled: 03/12/2013 10:50

Reporting Basis: DRY

Date Received: 03/14/2013 09:44

% Solids: 98.0

CAS No.	Analyte	Result	RL	MDL	Units	C	Q	DIL	Method
7440-38-2	Arsenic	50	1.9	0.57	mg/Kg			1	6010C
7440-39-3	Barium	460	0.97	0.29	mg/Kg			1	6010C
7440-43-9	Cadmium	2.4	0.49	0.097	mg/Kg			1	6010C
7440-47-3	Chromium	36	0.97	0.49	mg/Kg			1	6010C
7439-92-1	Lead	440	0.97	0.51	mg/Kg			1	6010C
7782-49-2	Selenium	2.4	2.4	0.97	mg/Kg	U		1	6010C
7440-22-4	Silver	0.23	0.97	0.093	mg/Kg	J		1	6010C
7439-97-6	Mercury	0.65	0.096	0.039	mg/Kg			5	7471B

2A-IN
 CALIBRATION VERIFICATIONS
 METALS

Lab Name: TestAmerica Savannah Job No.: 680-88298-3

SDG No.: 68088298-3

ICV Source: P_ICV_wk_00213 Concentration Units: ug/L

CCV Source: P_CCV_wk_00108

Analyte	ICV 680-269937/4 03/18/2013 13:24				CCV 680-269937/81 03/18/2013 20:24				CCV 680-269937/93 03/18/2013 21:30			
	Found	C	True	%R	Found	C	True	%R	Found	C	True	%R
Arsenic	1010		1000	101	466		500	93	469		500	94
Barium	1020		1000	102	4860		5000	97	4830		5000	97
Cadmium	1000		1000	100	490		500	98	492		500	98
Chromium	1000		1000	100	4900		5000	98	4900		5000	98
Lead	1010		1000	101	489		500	98	494		500	99
Selenium	1010		1000	101	4850		5000	97	4820		5000	96
Silver	998		1000	100	491		500	98	488		500	98

Note! Calculations are performed before rounding to avoid round-off errors in calculated results.
 Italicized analytes were not requested for this sequence.

2A-IN
 CALIBRATION VERIFICATIONS
 METALS

Lab Name: TestAmerica Savannah Job No.: 680-88298-3

SDG No.: 68088298-3

ICV Source: P_ICV_wk_00213 Concentration Units: ug/L

CCV Source: P_CCV_wk_00108

Analyte	CCV 680-269937/105 03/18/2013 22:35				CCV 680-269937/117 03/18/2013 23:40				CCV 680-269937/141 03/19/2013 01:50			
	Found	C	True	%R	Found	C	True	%R	Found	C	True	%R
Arsenic	471		500	94	472		500	94	477		500	95
Barium	4830		5000	97	4850		5000	97	4900		5000	98
Cadmium	493		500	99	493		500	99	499		500	100
Chromium	4900		5000	98	4850		5000	97	4940		5000	99
Lead	499		500	100	495		500	99	498		500	100
Selenium	4810		5000	96	4810		5000	96	4840		5000	97
Silver	489		500	98	495		500	99	498		500	100

Note! Calculations are performed before rounding to avoid round-off errors in calculated results.
 Italicized analytes were not requested for this sequence.

2A-IN
 CALIBRATION VERIFICATIONS
 METALS

Lab Name: TestAmerica Savannah Job No.: 680-88298-3

SDG No.: 68088298-3

ICV Source: P_ICV_wk_00213 Concentration Units: ug/L

CCV Source: P_CCV_wk_00108

Analyte	CCV 680-269937/153 03/19/2013 02:56				CCV 680-269937/165 03/19/2013 04:01							
	Found	C	True	%R	Found	C	True	%R	Found	C	True	%R
Arsenic	464		500	93	466		500	93				
Barium	4880		5000	98	4880		5000	98				
Cadmium	495		500	99	497		500	99				
Chromium	4900		5000	98	4990		5000	100				
Lead	493		500	99	500		500	100				
Selenium	4820		5000	96	4870		5000	97				
Silver	500		500	100	497		500	99				

Note! Calculations are performed before rounding to avoid round-off errors in calculated results.
 Italicized analytes were not requested for this sequence.

2A-IN
 CALIBRATION VERIFICATIONS
 METALS

Lab Name: TestAmerica Savannah Job No.: 680-88298-3

SDG No.: 68088298-3

ICV Source: hg_icvint_00084 Concentration Units: ug/L

CCV Source: Hg_Int_Cal_00090

Analyte	ICV 680-269348/35-A 03/15/2013 16:06				CCV 680-269348/32-A 03/15/2013 16:14				CCV 680-269348/32-A 03/15/2013 16:43			
	Found	C	True	%R	Found	C	True	%R	Found	C	True	%R
Mercury	2.98		3.00	99	2.50		2.50	100	2.69		2.50	107

Note! Calculations are performed before rounding to avoid round-off errors in calculated results.
 Italicized analytes were not requested for this sequence.

2A-IN
 CALIBRATION VERIFICATIONS
 METALS

Lab Name: TestAmerica Savannah Job No.: 680-88298-3

SDG No.: 68088298-3

ICV Source: hg_icvint_00084 Concentration Units: ug/L

CCV Source: Hg_Int_Cal_00090

Analyte	CCV 680-269348/32-A 03/16/2013 09:21				CCV 680-269348/32-A 03/16/2013 09:38							
	Found	C	True	%R	Found	C	True	%R	Found	C	True	%R
Mercury	2.65		2.50	106	2.74		2.50	110				

Note! Calculations are performed before rounding to avoid round-off errors in calculated results.
 Italicized analytes were not requested for this sequence.

2A-IN
 CALIBRATION VERIFICATIONS
 METALS

Lab Name: TestAmerica Savannah Job No.: 680-88298-3

SDG No.: 68088298-3

ICV Source: hg_icvint_00084 Concentration Units: ug/L

CCV Source: Hg_Int_Cal_00090

Analyte	ICV 680-269698/35-A 03/20/2013 15:27				CCV 680-269698/32-A 03/20/2013 15:34				CCV 680-269698/32-A 03/20/2013 16:03			
	Found	C	True	%R	Found	C	True	%R	Found	C	True	%R
Mercury	3.07		3.00	102	2.51		2.50	100	2.52		2.50	101

Note! Calculations are performed before rounding to avoid round-off errors in calculated results.
 Italicized analytes were not requested for this sequence.

2A-IN
 CALIBRATION VERIFICATIONS
 METALS

Lab Name: TestAmerica Savannah Job No.: 680-88298-3

SDG No.: 68088298-3

ICV Source: hg_icvint_00084 Concentration Units: ug/L

CCV Source: Hg_Int_Cal_00090

Analyte	CCV 680-269698/32-A 03/21/2013 10:34				CCV 680-269698/32-A 03/21/2013 11:03							
	Found	C	True	%R	Found	C	True	%R	Found	C	True	%R
Mercury	2.54		2.50	102	2.68		2.50	107				

Note! Calculations are performed before rounding to avoid round-off errors in calculated results.
 Italicized analytes were not requested for this sequence.

2B-IN
CRQL CHECK STANDARD
METALS

Lab Name: TestAmerica Savannah Job No.: 680-88298-3
 SDG No.: 68088298-3
 Method: 6010C Instrument ID: ICPE
 Lab Sample ID: CRI 680-269937/6 Concentration Units: ug/L
 CRQL Check Standard Source: P_CRI_00023

Analyte	CRQL Check Standard				
	True	Found	Qualifiers	%R(1)	Limits
Arsenic	20.0	23.7		119	50-150
Barium	10.0	9.61	J	96	50-150
Cadmium	5.00	4.91	J	98	50-150
Chromium	10.0	9.77	J	98	50-150
Lead	10.0	8.63	J	86	50-150
Selenium	20.0	19.1	J	96	50-150
Silver	10.0	9.32	J	93	50-150

Note! Calculations are performed before rounding to avoid round-off errors in calculated results.

FORM IIB-IN

2B-IN
CRQL CHECK STANDARD
METALS

Lab Name: TestAmerica Savannah Job No.: 680-88298-3
 SDG No.: 68088298-3
 Method: 7471B Instrument ID: LEEMAN2
 Lab Sample ID: CRA 680-269348/37-A Concentration Units: ug/L
 CRQL Check Standard Source: Hg_Int_Cal_00090

Analyte	CRQL Check Standard				
	True	Found	Qualifiers	%R(1)	Limits
Mercury	0.200	0.214		107	50-150

Lab Sample ID: CRA 680-269698/37-A Concentration Units: ug/L
 CRQL Check Standard Source: Hg_Int_Cal_00090

Analyte	CRQL Check Standard				
	True	Found	Qualifiers	%R(1)	Limits
Mercury	0.200	0.155	J	78	50-150

Note! Calculations are performed before rounding to avoid round-off errors in calculated results.

3-IN
INSTRUMENT BLANKS
METALS

Lab Name: TestAmerica Savannah Job No.: 680-88298-3

SDG No.: 68088298-3

Concentration Units: ug/L

Analyte	RL	ICBIS 680-269937/5 03/18/2013 13:29		CCB 680-269937/82 03/18/2013 20:30		CCB 680-269937/94 03/18/2013 21:35		CCB 680-269937/106 03/18/2013 22:40	
		Found	C	Found	C	Found	C	Found	C
Arsenic	20	20	U	20	U	20	U	20	U
Barium	10	10	U	10	U	10	U	10	U
Cadmium	5.0	5.0	U	5.0	U	5.0	U	5.0	U
Chromium	10	10	U	10	U	10	U	10	U
Lead	10	10	U	10	U	10	U	10	U
Selenium	25	25	U	25	U	25	U	25	U
Silver	10	10	U	10	U	10	U	10	U

Italicized analytes were not requested for this sequence.

3-IN
INSTRUMENT BLANKS
METALS

Lab Name: TestAmerica Savannah Job No.: 680-88298-3

SDG No.: 68088298-3

Concentration Units: ug/L

Analyte	RL	CCB 680-269937/118 03/18/2013 23:45		CCB 680-269937/142 03/19/2013 01:56		CCB 680-269937/154 03/19/2013 03:01		CCB 680-269937/166 03/19/2013 04:07	
		Found	C	Found	C	Found	C	Found	C
Arsenic	20	20	U	20	U	20	U	20	U
Barium	10	10	U	10	U	10	U	10	U
Cadmium	5.0	5.0	U	5.0	U	5.0	U	5.0	U
Chromium	10	10	U	10	U	10	U	10	U
Lead	10	10	U	10	U	10	U	10	U
Selenium	25	25	U	25	U	25	U	25	U
Silver	10	10	U	10	U	10	U	10	U

Italicized analytes were not requested for this sequence.

3-IN
INSTRUMENT BLANKS
METALS

Lab Name: TestAmerica Savannah Job No.: 680-88298-3

SDG No.: 68088298-3

Concentration Units: ug/L

Analyte	RL	ICB 680-269348/36-A 03/15/2013 16:09		CCB 680-269348/33-A 03/15/2013 16:16		CCB 680-269348/33-A 03/15/2013 16:45		CCB 680-269348/33-A 03/16/2013 09:24	
		Found	C	Found	C	Found	C	Found	C
Mercury	0.20	0.20	U	0.20	U	0.20	U	0.20	U

Italicized analytes were not requested for this sequence.

3-IN
INSTRUMENT BLANKS
METALS

Lab Name: TestAmerica Savannah Job No.: 680-88298-3

SDG No.: 68088298-3

Concentration Units: ug/L

Analyte	RL	CCB 680-269348/33-A 03/16/2013 09:41		Found	C	Found	C	Found	C
		Found	C						
Mercury	0.20	0.20	U						

Italicized analytes were not requested for this sequence.

3-IN
INSTRUMENT BLANKS
METALS

Lab Name: TestAmerica Savannah Job No.: 680-88298-3

SDG No.: 68088298-3

Concentration Units: ug/L

Analyte	RL	ICB 680-269698/36-A 03/20/2013 15:29		CCB 680-269698/33-A 03/20/2013 15:36		CCB 680-269698/33-A 03/20/2013 16:06		CCB 680-269698/33-A 03/21/2013 10:37	
		Found	C	Found	C	Found	C	Found	C
Mercury	0.20	0.20	U	0.20	U	0.20	U	0.20	U

Italicized analytes were not requested for this sequence.

3-IN
INSTRUMENT BLANKS
METALS

Lab Name: TestAmerica Savannah Job No.: 680-88298-3

SDG No.: 68088298-3

Concentration Units: ug/L

Analyte	RL	CCB 680-269698/33-A 03/21/2013 11:06		Found	C	Found	C	Found	C
		Found	C						
Mercury	0.20	0.20	U						

Italicized analytes were not requested for this sequence.

3-IN
METHOD BLANK
METALS

Lab Name: TestAmerica Savannah Job No.: 680-88298-3
SDG No.: 68088298-3
Concentration Units: mg/Kg Lab Sample ID: MB 680-269659/1-A
Instrument Code: ICPE Batch No.: 269937

CAS No.	Analyte	Concentration	C	Q	Method
7440-38-2	Arsenic	2.0	U		6010C
7440-39-3	Barium	0.98	U		6010C
7440-43-9	Cadmium	0.49	U		6010C
7440-47-3	Chromium	0.98	U		6010C
7439-92-1	Lead	0.98	U		6010C
7782-49-2	Selenium	2.5	U		6010C
7440-22-4	Silver	0.98	U		6010C

3-IN
METHOD BLANK
METALS

Lab Name: TestAmerica Savannah Job No.: 680-88298-3
SDG No.: 68088298-3
Concentration Units: mg/Kg Lab Sample ID: MB 680-269487/1-A
Instrument Code: ICPE Batch No.: 269937

CAS No.	Analyte	Concentration	C	Q	Method
7440-38-2	Arsenic	9.4	U		6010C
7440-39-3	Barium	4.7	U		6010C
7440-43-9	Cadmium	2.4	U		6010C
7440-47-3	Chromium	4.7	U		6010C
7439-92-1	Lead	4.7	U		6010C
7782-49-2	Selenium	12	U		6010C
7440-22-4	Silver	4.7	U		6010C

3-IN
METHOD BLANK
METALS

Lab Name: TestAmerica Savannah Job No.: 680-88298-3
SDG No.: 68088298-3
Concentration Units: mg/Kg Lab Sample ID: MB 680-269395/1-A
Instrument Code: LEEMAN2 Batch No.: 269747

CAS No.	Analyte	Concentration	C	Q	Method
7439-97-6	Mercury	0.00940	J		7471B

3-IN
METHOD BLANK
METALS

Lab Name: TestAmerica Savannah Job No.: 680-88298-3
SDG No.: 68088298-3
Concentration Units: mg/Kg Lab Sample ID: MB 680-269772/1-A
Instrument Code: LEEMAN2 Batch No.: 270183

CAS No.	Analyte	Concentration	C	Q	Method
7439-97-6	Mercury	0.017	U		7471B

4A-IN
INTERFERENCE CHECK STANDARD
METALS

Lab Name: TestAmerica Savannah

Job No.: 680-88298-3

SDG No.: 68088298-3

Lab Sample ID: ICSA 680-269937/7

Instrument ID: ICPE

Lab File ID: E03182013bcb.csv

ICS Source: P_ICSA_wk_00030

Concentration Units: ug/L

Analyte	True Solution A	Found Solution A	Percent Recovery
Arsenic		-8.25	
Barium		2.27	
Cadmium		0.418	
Chromium		0.779	
Lead		1.47	
Selenium		-6.75	
Silver		-0.959	
<i>Aluminum</i>	<i>500000</i>	<i>531239</i>	<i>106</i>
<i>Antimony</i>		<i>1.55</i>	
<i>Beryllium</i>		<i>-0.0794</i>	
<i>Boron</i>		<i>-33.8</i>	
<i>Calcium</i>	<i>500000</i>	<i>498876</i>	<i>100</i>
<i>Cobalt</i>		<i>1.15</i>	
<i>Copper</i>		<i>0.582</i>	
<i>Iron</i>	<i>200000</i>	<i>197259</i>	<i>99</i>
<i>Magnesium</i>	<i>500000</i>	<i>545877</i>	<i>109</i>
<i>Manganese</i>		<i>-1.09</i>	
<i>Molybdenum</i>		<i>1.58</i>	
<i>Nickel</i>		<i>6.15</i>	
<i>Potassium</i>		<i>2.25</i>	
<i>Sodium</i>		<i>-444</i>	
<i>Strontium</i>		<i>4.40</i>	
<i>Thallium</i>		<i>-6.24</i>	
<i>Tin</i>		<i>-1.23</i>	
<i>Titanium</i>		<i>0.197</i>	
<i>Vanadium</i>		<i>0.325</i>	
<i>Zinc</i>		<i>19.2</i>	

Calculations are performed before rounding to avoid round-off errors in calculated results.

4A-IN
INTERFERENCE CHECK STANDARD
METALS

Lab Name: TestAmerica Savannah

Job No.: 680-88298-3

SDG No.: 68088298-3

Lab Sample ID: ICSAB 680-269937/8

Instrument ID: ICPE

Lab File ID: E03182013bcb.csv

ICS Source: P_ICSAB_wk_00043

Concentration Units: ug/L

Analyte	True	Found	Percent Recovery
	Solution AB	Solution AB	
Arsenic	100	119	119
Barium	500	515	103
Cadmium	1000	973	97
Chromium	500	499	100
Lead	50.0	50.8	102
Selenium	50.0	47.3	95
Silver	200	223	111
<i>Aluminum</i>	<i>500000</i>	<i>526398</i>	<i>105</i>
<i>Antimony</i>	<i>600</i>	<i>638</i>	<i>106</i>
<i>Beryllium</i>	<i>500</i>	<i>496</i>	<i>99</i>
<i>Boron</i>		<i>-37.1</i>	
<i>Calcium</i>	<i>500000</i>	<i>496313</i>	<i>99</i>
<i>Cobalt</i>	<i>500</i>	<i>484</i>	<i>97</i>
<i>Copper</i>	<i>500</i>	<i>537</i>	<i>107</i>
<i>Iron</i>	<i>200000</i>	<i>195087</i>	<i>98</i>
<i>Magnesium</i>	<i>500000</i>	<i>544147</i>	<i>109</i>
<i>Manganese</i>	<i>500</i>	<i>493</i>	<i>99</i>
<i>Molybdenum</i>	<i>1000</i>	<i>1070</i>	<i>107</i>
<i>Nickel</i>	<i>1000</i>	<i>958</i>	<i>96</i>
<i>Potassium</i>		<i>1.63</i>	
<i>Sodium</i>		<i>-559</i>	
<i>Strontium</i>		<i>6.93</i>	
<i>Thallium</i>	<i>100</i>	<i>81.4</i>	<i>81</i>
<i>Tin</i>	<i>1000</i>	<i>1046</i>	<i>105</i>
<i>Titanium</i>		<i>-6.27</i>	
<i>Vanadium</i>	<i>500</i>	<i>500</i>	<i>100</i>
<i>Zinc</i>	<i>1000</i>	<i>961</i>	<i>96</i>

Calculations are performed before rounding to avoid round-off errors in calculated results.

5A-IN
 MATRIX SPIKE SAMPLE RECOVERY
 METALS

Client ID: CV0169B-CS-SP MS Lab ID: 680-88298-4 MS
 Lab Name: TestAmerica Savannah Job No.: 680-88298-3
 SDG No.: 68088298-3
 Matrix: Solid Concentration Units: mg/Kg
 % Solids: 75.9

Analyte	SSR C	Sample Result (SR) C	Spike Added (SA)	%R	Control Limit %R	Q	Method
Arsenic	45.3	35	12.5	83	75-125		6010C
Barium	456	370	12.5	661	75-125	4	6010C
Cadmium	8.66	2.9	6.27	91	75-125		6010C
Chromium	75.0	56	12.5	148	75-125	4	6010C
Lead	358	310	6.27	738	75-125	4	6010C
Selenium	10.8	3.1	U	12.5	75-125		6010C
Silver	6.69	0.30	J	6.27	75-125		6010C
Mercury	0.509	0.34		0.122	80-120	F	7471B

SSR = Spiked Sample Result

Calculations are performed before rounding to avoid round-off errors in calculated results.
 Note - Results and Reporting Limits have been adjusted for dry weight.

5A-IN
 MATRIX SPIKE SAMPLE RECOVERY
 METALS

Client ID: _____ Lab ID: 680-88289-B-12-D MS
 Lab Name: TestAmerica Savannah Job No.: 680-88298-3
 SDG No.: 68088298-3
 Matrix: Solid Concentration Units: mg/Kg
 % Solids: 88.4

Analyte	SSR C	Sample Result (SR) C	Spike Added (SA)	%R	Control Limit %R	Q	Method
Arsenic	12.9	3.6	9.84	95	75-125		6010C
Barium	120	62	9.84	590	75-125	4	6010C
Cadmium	4.57	0.49 U	4.92	93	75-125		6010C
Chromium	37.7	12	9.84	264	75-125	F	6010C
Lead	51.9	21	4.92	629	75-125	4	6010C
Selenium	7.89	2.4 U	9.84	80	75-125		6010C
Silver	4.47	0.98 U	4.92	91	75-125		6010C

SSR = Spiked Sample Result

Calculations are performed before rounding to avoid round-off errors in calculated results.
 Note - Results and Reporting Limits have been adjusted for dry weight.

5A-IN
 MATRIX SPIKE SAMPLE RECOVERY
 METALS

Client ID: _____ Lab ID: 680-88348-B-4-C MS
 Lab Name: TestAmerica Savannah Job No.: 680-88298-3
 SDG No.: 68088298-3
 Matrix: Solid Concentration Units: mg/Kg
 % Solids: 69.2

Analyte	SSR C	Sample Result (SR) C	Spike Added (SA)	%R	Control Limit %R	Q	Method
Mercury	0.299	0.19	0.122	90	80-120		7471B

SSR = Spiked Sample Result

Calculations are performed before rounding to avoid round-off errors in calculated results.
 Note - Results and Reporting Limits have been adjusted for dry weight.

5A-IN
 MATRIX SPIKE SAMPLE RECOVERY
 METALS

Client ID: _____ Lab ID: 680-88348-A-35-B MS
 Lab Name: TestAmerica Savannah Job No.: 680-88298-3
 SDG No.: 68088298-3
 Matrix: Solid Concentration Units: mg/Kg
 % Solids: 82.8

Analyte	SSR C	Sample Result (SR) C	Spike Added (SA)	%R	Control Limit %R	Q	Method
Mercury	0.549	0.46	0.116	72	80-120	4	7471B

SSR = Spiked Sample Result

Calculations are performed before rounding to avoid round-off errors in calculated results.
 Note - Results and Reporting Limits have been adjusted for dry weight.

5A-IN
 MATRIX SPIKE DUPLICATE SAMPLE RECOVERY
 METALS

Client ID: CV0169B-CS-SP MSD

Lab ID: 680-88298-4 MSD

Lab Name: TestAmerica Savannah

Job No.: 680-88298-3

SDG No.: 68088298-3

Matrix: Solid

Concentration Units: mg/Kg

% Solids: 75.9

Analyte	(SDR) C	Spike Added (SA)	%R	Control Limit %R	RPD	RPD Limit	Q	Method
Arsenic	42.6	12.7	60	75-125	6	20	F	6010C
Barium	448	12.7	597	75-125	2	20	4	6010C
Cadmium	8.65	6.33	90	75-125	0	20		6010C
Chromium	60.2	12.7	29	75-125	22	20	4 F	6010C
Lead	366	6.33	870	75-125	2	20	4	6010C
Selenium	9.69	12.7	76	75-125	11	20		6010C
Silver	6.36	6.33	96	75-125	5	20		6010C
Mercury	0.498	0.116	140	80-120	2	20	F	7471B

SDR = Sample Duplicate Result

Calculations are performed before rounding to avoid round-off errors in calculated results.

Note - Results and Reporting Limits have been adjusted for dry weight.

5A-IN
 MATRIX SPIKE DUPLICATE SAMPLE RECOVERY
 METALS

Client ID: _____ Lab ID: 680-88289-B-12-E MSD
 Lab Name: TestAmerica Savannah Job No.: 680-88298-3
 SDG No.: 68088298-3
 Matrix: Solid Concentration Units: mg/Kg
 % Solids: 88.4

Analyte	(SDR) C	Spike Added (SA)	%R	Control Limit %R	RPD	RPD Limit	Q	Method
Arsenic	13.3	10.7	91	75-125	3	20		6010C
Barium	142	10.7	751	75-125	17	20	4	6010C
Cadmium	4.93	5.34	92	75-125	8	20		6010C
Chromium	23.1	10.7	107	75-125	48	20	F	6010C
Lead	107	5.34	1606	75-125	69	20	F	6010C
Selenium	8.75	10.7	82	75-125	10	20		6010C
Silver	4.75	5.34	89	75-125	6	20		6010C

SDR = Sample Duplicate Result

Calculations are performed before rounding to avoid round-off errors in calculated results.
 Note - Results and Reporting Limits have been adjusted for dry weight.

5A-IN
 MATRIX SPIKE DUPLICATE SAMPLE RECOVERY
 METALS

Client ID: _____ Lab ID: 680-88348-B-4-D MSD
 Lab Name: TestAmerica Savannah Job No.: 680-88298-3
 SDG No.: 68088298-3
 Matrix: Solid Concentration Units: mg/Kg
 % Solids: 69.2

Analyte	(SDR) C	Spike Added (SA)	%R	Control Limit %R	RPD	RPD Limit	Q	Method
Mercury	0.305	0.127	92	80-120	2	20		7471B

SDR = Sample Duplicate Result

Calculations are performed before rounding to avoid round-off errors in calculated results.
 Note - Results and Reporting Limits have been adjusted for dry weight.

5A-IN
 MATRIX SPIKE DUPLICATE SAMPLE RECOVERY
 METALS

Client ID: _____ Lab ID: 680-88348-A-35-C MSD
 Lab Name: TestAmerica Savannah Job No.: 680-88298-3
 SDG No.: 68088298-3
 Matrix: Solid Concentration Units: mg/Kg
 % Solids: 82.8

Analyte	(SDR) C	Spike Added (SA)	%R	Control Limit %R	RPD	RPD Limit	Q	Method
Mercury	0.583	0.114	104	80-120	6	20	4	7471B

SDR = Sample Duplicate Result

Calculations are performed before rounding to avoid round-off errors in calculated results.
 Note - Results and Reporting Limits have been adjusted for dry weight.

5B-IN
 POST DIGESTION SPIKE SAMPLE RECOVERY
 METALS

Client ID: CV0169B-CS-SP PDS

Lab ID: 680-88298-4 PDS

Lab Name: TestAmerica Savannah

Job No.: 680-88298-3

SDG No.: 68088298-3

Matrix: Solid

Concentration Units: mg/Kg

Analyte	SSR C	Sample Result (SR) C	Spike Added (SA)	%R	Control Limit %R	Q	Method
Arsenic	296	35	249	105	75-125		6010C
Barium	607	370	249	94	75-125		6010C
Cadmium	8.79	2.9	6.21	94	75-125		6010C
Chromium	79.6	56	24.9	93	75-125		6010C
Lead	363	310	62.1	84	75-125		6010C
Selenium	243	3.1	249	98	75-125	U	6010C
Silver	6.38	0.30	6.21	98	75-125	J	6010C

SSR = Spiked Sample Result

Calculations are performed before rounding to avoid round-off errors in calculated results.
 Note - Results and Reporting Limits have been adjusted for dry weight.

5B-IN
 POST DIGESTION SPIKE SAMPLE RECOVERY
 METALS

Client ID: _____ Lab ID: 680-88289-B-12-C PDS
 Lab Name: TestAmerica Savannah Job No.: 680-88298-3
 SDG No.: 68088298-3
 Matrix: Solid Concentration Units: mg/Kg

Analyte	SSR C	Sample Result (SR) C	Spike Added (SA)	%R	Control Limit %R	Q	Method
Arsenic	229	3.6	195	116	75-125		6010C
Barium	268	62	195	105	75-125		6010C
Cadmium	5.16	0.49 U	4.88	106	75-125		6010C
Chromium	32.3	12	19.5	106	75-125		6010C
Lead	72.8	21	48.8	106	75-125		6010C
Selenium	204	2.4 U	195	105	75-125		6010C
Silver	4.99	0.98 U	4.88	102	75-125		6010C

SSR = Spiked Sample Result

Calculations are performed before rounding to avoid round-off errors in calculated results.
 Note - Results and Reporting Limits have been adjusted for dry weight.

7A-IN
LAB CONTROL SAMPLE
METALS

Lab ID: LCS 680-269659/3-A

Lab Name: TestAmerica Savannah

Job No.: 680-88298-3

Sample Matrix: Solid

LCS Source: MS Cal Stk_00019

Analyte	Solid(mg/Kg)							
	True	Found	C	%R	Limits		Q	Method
Arsenic	19.4	20.2		104	75	125		6010C
Barium	19.4	18.6		96	75	125		6010C
Cadmium	19.4	18.9		97	75	125		6010C
Chromium	19.4	19.1		98	75	125		6010C
Lead	19.4	18.6		96	75	125		6010C
Selenium	19.4	18.6		96	75	125		6010C
Silver	19.4	18.8		97	75	125		6010C

Calculations are performed before rounding to avoid round-off errors in calculated results.

FORM VIIA - IN

7A-IN
LAB CONTROL SAMPLE
METALS

Lab ID: LCS 680-269487/3-A

Lab Name: TestAmerica Savannah

Job No.: 680-88298-3

Sample Matrix: Solid

LCS Source: MS Cal Stk_00019

Analyte	Solid(mg/Kg)							
	True	Found	C	%R	Limits		Q	Method
Arsenic	19.4	21.1		109	75	125		6010C
Barium	19.4	19.2		99	75	125		6010C
Cadmium	19.4	19.7		101	75	125		6010C
Chromium	19.4	19.5		100	75	125		6010C
Lead	19.4	19.2		99	75	125		6010C
Selenium	19.4	18.9		97	75	125		6010C
Silver	19.4	19.8		102	75	125		6010C

Calculations are performed before rounding to avoid round-off errors in calculated results.

FORM VIIA - IN

7A-IN
LAB CONTROL SAMPLE
METALS

Lab ID: LCS 680-269395/2-A

Lab Name: TestAmerica Savannah

Job No.: 680-88298-3

Sample Matrix: Solid

LCS Source: Hg_Int_Cal_00090

Analyte	Solid(mg/Kg)						
	True	Found	C	%R	Limits	Q	Method
Mercury	0.245	0.242		99	80 120		7471B

Calculations are performed before rounding to avoid round-off errors in calculated results.

FORM VIIA - IN

7A-IN
LAB CONTROL SAMPLE
METALS

Lab ID: LCS 680-269772/2-A

Lab Name: TestAmerica Savannah

Job No.: 680-88298-3

Sample Matrix: Solid

LCS Source: Hg_Int_Cal_00090

Analyte	Solid(mg/Kg)						
	True	Found	C	%R	Limits	Q	Method
Mercury	0.250	0.241		96	80 120		7471B

Calculations are performed before rounding to avoid round-off errors in calculated results.

FORM VIIA - IN

8-IN
ICP-AES AND ICP-MS SERIAL DILUTIONS
METALS

Lab ID: 680-88298-4

SDG No: 68088298-3

Lab Name: TestAmerica Savannah

Job No: 680-88298-3

Matrix: Solid

Concentration Units: mg/Kg

Analyte	Initial Sample Result (I)	C	Serial Dilution Result (S)	C	% Difference	Q	Method
Arsenic	35		31.8		NC		6010C
Barium	370		387		3.9		6010C
Cadmium	2.9		2.97	J	NC		6010C
Chromium	56		58.3		3.3		6010C
Lead	310		325		4.3		6010C
Selenium	3.1	U	16	U	NC		6010C
Silver	0.30	J	6.2	U	NC		6010C

Calculations are performed before rounding to avoid round-off errors in calculated results.

FORM VIII-IN

8-IN
ICP-AES AND ICP-MS SERIAL DILUTIONS
METALS

Lab ID: 680-88289-B-12-C SD ^5

SDG No: 68088298-3

Lab Name: TestAmerica Savannah

Job No: 680-88298-3

Matrix: Solid

Concentration Units: mg/Kg

Analyte	Initial Sample Result (I) C	Serial Dilution Result (S) C	% Difference	Q	Method
Arsenic	3.6	3.20 J	NC		6010C
Barium	62	60.6	2.0		6010C
Cadmium	0.49 U	2.4 U	NC		6010C
Chromium	12	11.3	NC		6010C
Lead	21	19.8	NC		6010C
Selenium	2.4 U	12 U	NC		6010C
Silver	0.98 U	4.9 U	NC		6010C

Calculations are performed before rounding to avoid round-off errors in calculated results.

FORM VIII-IN

9-IN
DETECTION LIMITS
METALS

Lab Name: TestAmerica Savannah

Job Number: 680-88298-3

SDG Number: 68088298-3

Matrix: Solid

Instrument ID: ICPE

Method: 6010C

MDL Date: 06/02/2009 00:00

Prep Method: 3050B

Analyte	Wavelength/ Mass	RL (mg/Kg)	MDL (mg/Kg)
Arsenic		2	0.59
Barium		1	0.3
Cadmium		0.5	0.1
Chromium		1	0.5
Lead		1	0.53
Selenium		2.5	1
Silver		1	0.096

9-IN
CALIBRATION BLANK DETECTION LIMITS
METALS

Lab Name: TestAmerica Savannah

Job Number: 680-88298-3

SDG Number: 68088298-3

Matrix: Solid

Instrument ID: ICPE

Method: 6010C

XMDL Date: 06/02/2009 00:00

Analyte	Wavelength/ Mass	XRL (ug/L)	XMDL (ug/L)
Arsenic		20	5.9
Barium		10	3
Cadmium		5	1
Chromium		10	5
Lead		10	5.3
Selenium		25	10
Silver		10	0.96

9-IN
DETECTION LIMITS
METALS

Lab Name: TestAmerica Savannah

Job Number: 680-88298-3

SDG Number: 68088298-3

Matrix: Solid

Instrument ID: LEEMAN2

Method: 7471B

MDL Date: 06/02/2009 00:00

Prep Method: 7471B

Analyte	Wavelength/ Mass	RL (mg/Kg)	MDL (mg/Kg)
Mercury		0.02	0.0082

9-IN
CALIBRATION BLANK DETECTION LIMITS
METALS

Lab Name: TestAmerica Savannah Job Number: 680-88298-3
SDG Number: 68088298-3
Matrix: Solid Instrument ID: LEEMAN2
Method: 7471B XMDL Date: 06/01/2008 15:53

Analyte	Wavelength/ Mass	XRL (ug/L)	XMDL (ug/L)
Mercury		0.2	0.08

10-IN
ICP-AES INTERELEMENT CORRECTION FACTORS
METALS

Lab Name: TestAmerica Savannah Job Number: 680-88298-3

SDG No.: 68088298-3

ICP-AES Instrument ID: ICPE Date: 03/26/2012

Analyte	Wave Length	Ag	Al	As	B	Ba	Be	Ca	Cd	Co	Cr	Cu	Fe	K	Mg
Aluminum	308.215														
Antimony	206.834		0.000012								0.003985		0.000013		
Arsenic	188.980										-0.000784				
Barium	389.178							-0.000007					0.000040		0.000152
Beryllium	313.042				0.000002										
Boron	249.678												-0.000069		
Cadmium	226.502		0.000004					0.000002					0.000084		
Calcium	370.602									0.004000			-0.085534		
Chromium	267.716								-0.000136				0.000007		
Cobalt	228.615												0.000005		
Copper	324.754														
Iron	271.441							0.000014		0.066798	0.001044				
Lead	220.353		-0.000025							-0.000220			0.000018		
Magnesium	279.078		-0.000063										0.000046		
Manganese	257.610												0.000014		0.000021
Molybdenum	202.032		0.000004										-0.000007		
Nickel	231.604												0.000013		0.000012
Potassium	766.491														
Selenium	196.026												0.000003		
Silver	328.068												-0.000004		
Sodium	330.237												-0.004899		-0.001455
Strontium	216.596							0.000006				-0.000064	0.000185		
Thallium	190.794									0.004268	0.000362		-0.000139		
Tin	189.925												0.000005		
Titanium	334.941									-0.000063	0.000177				
Vanadium	292.401							-0.000005			-0.001980		0.000015		
Zinc	206.200										-0.002886		0.000003		0.000029

10-IN
ICP-AES INTERELEMENT CORRECTION FACTORS
METALS

Lab Name: TestAmerica Savannah

Job Number: 680-88298-3

SDG No.: 68088298-3

ICP-AES Instrument ID: ICPE

Date: 03/26/2012

Analyte	Wave Length	Mn	Mo	Na	Ni	Pb	Sb	Se	Sn	Sr	Ti	Tl	V	Zn
Aluminum	308.215		0.004460										0.020900	
Antimony	206.834		-0.006099						0.000109					
Arsenic	188.980		-0.000415											
Barium	389.178												0.000246	
Beryllium	313.042		-0.000032								0.000017		0.000047	
Boron	249.678													
Cadmium	226.502													
Calcium	370.602	0.010121									0.009919		0.006057	
Chromium	267.716												-0.000148	
Cobalt	228.615		-0.001880						-0.000023		0.001742			
Copper	324.754		0.000357								0.000223		-0.000137	
Iron	271.441		0.001825										0.007233	
Lead	220.353	0.000117	-0.001014								-0.000288		-0.000102	
Magnesium	279.078	-0.005350	0.005872										0.000286	
Manganese	257.610					0.000003								
Molybdenum	202.032												-0.000113	
Nickel	231.604						-0.000067					0.000241		
Potassium	766.491													
Selenium	196.026													
Silver	328.068									-0.000157			0.000028	
Sodium	330.237										-0.045200			-0.318877
Strontium	216.596		-0.001012		-0.004434									
Thallium	190.794	0.001070	-0.002214								0.000698		0.002684	
Tin	189.925													
Titanium	334.941		-0.000052											
Vanadium	292.401	-0.000070	-0.005998								0.000502			
Zinc	206.200													

12-IN
PREPARATION LOG
METALS

Lab Name: TestAmerica Savannah

Job No.: 680-88298-3

SDG No.: 68088298-3

Prep Method: 3050B

Lab Sample ID	Preparation Date	Prep Batch	Initial Weight (g)	Initial Volume	Final Volume (mL)
MB 680-269487/1-A	03/15/2013 09:28	269487	1.06		500
LCS 680-269487/3-A	03/15/2013 09:28	269487	1.03		100
680-88298-4	03/15/2013 09:28	269487	1.06		100
680-88298-4 MS	03/15/2013 09:28	269487	1.05		100
680-88298-4 MSD	03/15/2013 09:28	269487	1.04		100
680-88298-10	03/15/2013 09:28	269487	1.06		100

12-IN
PREPARATION LOG
METALS

Lab Name: TestAmerica Savannah

Job No.: 680-88298-3

SDG No.: 68088298-3

Prep Method: 3050B

Lab Sample ID	Preparation Date	Prep Batch	Initial Weight (g)	Initial Volume	Final Volume (mL)
MB 680-269659/1-A	03/17/2013 10:03	269659	1.02		100
LCS 680-269659/3-A	03/17/2013 10:03	269659	1.03		100
680-88298-32	03/17/2013 10:03	269659	1.12		100
680-88298-33	03/17/2013 10:03	269659	0.99		100
680-88298-34	03/17/2013 10:03	269659	1.02		100
680-88298-35	03/17/2013 10:03	269659	1.05		100
680-88289-B-12-D MS	03/17/2013 10:03	269659	1.15		100
680-88289-B-12-E MSD	03/17/2013 10:03	269659	1.06		100

12-IN
PREPARATION LOG
METALS

Lab Name: TestAmerica Savannah

Job No.: 680-88298-3

SDG No.: 68088298-3

Prep Method: 7471B

Lab Sample ID	Preparation Date	Prep Batch	Initial Weight (g)	Initial Volume	Final Volume (mL)
MB 680-269395/1-A	03/14/2013 13:18	269395	0.51		50
LCS 680-269395/2-A	03/14/2013 13:18	269395	0.51		50
680-88298-4	03/14/2013 13:18	269395	0.51		50
680-88298-4 MS	03/14/2013 13:18	269395	0.54		50
680-88298-4 MSD	03/14/2013 13:18	269395	0.57		50
680-88298-32	03/14/2013 13:18	269395	0.56		50
680-88298-10	03/14/2013 13:18	269395	0.55		50

12-IN
PREPARATION LOG
METALS

Lab Name: TestAmerica Savannah

Job No.: 680-88298-3

SDG No.: 68088298-3

Prep Method: 7471B

Lab Sample ID	Preparation Date	Prep Batch	Initial Weight (g)	Initial Volume	Final Volume (mL)
MB 680-269772/1-A	03/18/2013 16:37	269772	0.58		50
LCS 680-269772/2-A	03/18/2013 16:37	269772	0.50		50
680-88298-33	03/18/2013 16:37	269772	0.51		50
680-88298-34	03/18/2013 16:37	269772	0.57		50
680-88298-35	03/18/2013 16:37	269772	0.53		50
680-88348-B-4-C MS	03/18/2013 16:37	269772	0.59		50
680-88348-B-4-D MSD	03/18/2013 16:37	269772	0.57		50
680-88348-A-35-B MS	03/18/2013 16:37	269772	0.52		50
680-88348-A-35-C MSD	03/18/2013 16:37	269772	0.53		50

13-IN
ANALYSIS RUN LOG
METALS

Lab Name: TestAmerica Savannah Job No.: 680-88298-3

SDG No.: 68088298-3

Instrument ID: LEEMAN2 Method: 7471B

Start Date: 03/15/2013 15:52 End Date: 03/16/2013 09:41

Lab Sample ID	D / F	T y p e	Time	Analytes																
				H g																
ZZZZZZ			19:18																	
ZZZZZZ			19:20																	
ZZZZZZ			19:22																	
ZZZZZZ			19:25																	
ZZZZZZ			19:27																	
ZZZZZZ			19:30																	
ZZZZZZ			19:32																	
CCV 680-269348/32-A			19:35																	
CCB 680-269348/33-A			19:37																	
CCV 680-269348/32-A	1		09:21	X																
CCB 680-269348/33-A	1		09:24	X																
MB 680-269395/1-A	1	T	09:26	X																
680-88298-10	5	T	09:28	X																
ZZZZZZ			09:31																	
ZZZZZZ			09:33																	
ZZZZZZ			09:36																	
CCV 680-269348/32-A	1		09:38	X																
CCB 680-269348/33-A	1		09:41	X																

Prep Types
T = Total/NA

13-IN
ANALYSIS RUN LOG
METALS

Lab Name: TestAmerica Savannah Job No.: 680-88298-3

SDG No.: 68088298-3

Instrument ID: LEEMAN2 Method: 7471B

Start Date: 03/20/2013 15:12 End Date: 03/21/2013 11:30

Lab Sample ID	D / F	T y p e	Time	Analytes																
				H g																
ZZZZZZ			10:51																	
ZZZZZZ			10:54																	
ZZZZZZ			10:56																	
ZZZZZZ			10:59																	
ZZZZZZ			11:01																	
CCV 680-269698/32-A	1		11:03	X																
CCB 680-269698/33-A	1		11:06	X																
ZZZZZZ			11:08																	
ZZZZZZ			11:11																	
ZZZZZZ			11:13																	
ZZZZZZ			11:16																	
ZZZZZZ			11:18																	
ZZZZZZ			11:21																	
ZZZZZZ			11:23																	
ZZZZZZ			11:25																	
CCV 680-269698/32-A			11:28																	
CCB 680-269698/33-A			11:30																	

Prep Types
T = Total/NA

E03182013.vvq. All Data Report 3/20/2013, 10:34:42 AM

Blank (Blk)	3/18/2013, 1:02:49 PM		Rack S, Tube 1
Label	Replicates Concentration		
Ag 328.068	-0.1741	-0.3439	0.5180
Al 308.215	-1.3485	0.8812	0.4673
As 188.980	-6.4540	3.9169	2.5371
B 249.678	-0.0425	-0.1164	0.1589
Ba 389.178	0.8335	-0.1519	-0.6816
Be 313.042	-0.0023	0.0008	0.0015
Ca 370.602	1.475	0.8363	-2.311
Cd 226.502	0.1203	-0.0239	-0.0964
Co 228.615	-0.3574	0.7487	-0.3912
Cr 267.716	0.1080	-0.0873	-0.0207
Cu 324.754	-0.0771	-0.2099	0.2870
Fe 271.441	0.5648	-4.1715	3.6067
K 766.491	0.1656	-0.0639	-0.1017
Mg 279.078	-2.4612	0.9384	1.5228
Mn 257.610	-0.0238	-0.0164	0.0401
Mo 202.032	-0.2040	0.6221	-0.4181
Na 330.237	-75.9928	97.0283	-21.0355
Ni 231.604	-0.1839	0.0823	0.1016
Pb 220.353	0.9491	-1.1156	0.1664
Sb 206.834	2.6831	-2.4194	-0.2636
Se 196.026	6.1703	-1.7722	-4.3981
Sn 189.925	0.6717	-1.4892	0.8175
Sr 216.596	-0.0759	0.0544	0.0215
Ti 334.941	-0.0084	-0.0052	0.0135
Tl 190.794	-1.1248	0.9065	0.2183
V 292.401	0.0524	0.3943	-0.4467
Zn 206.200	0.3416	0.6992	-1.0408

Label	Sol'n Conc.	Units	SD(Int)	%RSD(Int)	Int. (c/s)
Ag 328.068	0.0000	ppb	33.077	63.4	-52.1966
Al 308.215	0.0000	ppb	6.650	2.2	301.758
As 188.980	0.0000	ppb	3.872	269.7	-1.4357
B 249.678	0.0000	ppb	1.193	4.0	29.6296
Ba 389.178	0.0000	ppb	20.208	93.6	-21.5811
Be 313.042	0.0000	ppb	4.159	1.7	-244.809
Ca 370.602	0.0000	ppb	8.223	80.7	10.19
Cd 226.502	0.0000	ppb	4.110	51.5	7.9882
Co 228.615	0.0000	ppb	8.055	54.5	14.7773
Cr 267.716	0.0000	ppb	4.520	243.0	1.8601
Cu 324.754	0.0000	ppb	13.680	10.6	128.604
Fe 271.441	0.0000	ppb	6.264	148.2	4.2265
K 766.491	0.0000	ppb	9.740	4.8	202.979
Mg 279.078	0.0000	ppb	4.490	22.4	20.0499
Mn 257.610	0.0000	ppb	7.729	23.3	33.2386
Mo 202.032	0.0000	ppb	4.144	52.6	7.8713
Na 330.237	0.0000	ppb	4.598	1220.3	-0.3768
Ni 231.604	0.0000	ppb	0.392	21.1	-1.8606
Pb 220.353	0.0000	ppb	1.726	59.9	2.8802
Sb 206.834	0.0000	ppb	2.562	723.8	0.3540
Se 196.026	0.0000	ppb	2.777	1130.7	0.2456
Sn 189.925	0.0000	ppb	1.303	253.4	0.5141
Sr 216.596	0.0000	ppb	0.762	12.2	6.2268
Ti 334.941	0.0000	ppb	3.718	3.4	-108.236
Tl 190.794	0.0000	ppb	1.167	111.5	-1.0463
V 292.401	0.0000	ppb	12.509	1237.4	-1.0109
Zn 206.200	0.0000	ppb	1.474	103.6	1.4225

E03182013.vvq. All Data Report 3/20/2013, 10:34:42 AM

HIGH STD (Std) **3/18/2013, 1:08:13 PM** **Rack S, Tube 2**

Label	Replicates Concentration		
Ag 328.068	999.535	998.629	1001.84
Al 308.215	9985.30	9997.59	10017.1
As 188.980	1010.36	992.786	996.853
B 249.678	4967.33	4995.37	5037.30
Ba 389.178	9988.11	9980.42	10031.5
Be 313.042	998.042	998.020	1003.94
Ca 370.602	9984	9979	10038
Cd 226.502	998.823	999.036	1002.14
Co 228.615	998.879	998.714	1002.41
Cr 267.716	9987.08	9983.02	10029.9
Cu 324.754	10059.1	9755.97	10184.9
Fe 271.441	9987.17	9985.40	10027.4
K 766.491	19950.3	19960.5	20089.3
Mg 279.078	9988.79	9980.09	10031.1
Mn 257.610	9991.50	9989.97	10018.5
Mo 202.032	996.529	1000.10	1003.37
Na 330.237	15022.7	14833.5	15143.7
Ni 231.604	5001.44	4982.32	5016.24
Pb 220.353	1002.99	999.751	997.255
Sb 206.834	5005.30	4984.66	5010.04
Se 196.026	9993.07	9979.84	10027.1
Sn 189.925	10050.3	9944.03	10005.7
Sr 216.596	4992.30	4993.49	5014.21
Ti 334.941	998.861	998.387	1002.75
Tl 190.794	10004.2	9979.10	10016.7
V 292.401	9981.78	9980.29	10037.9
Zn 206.200	4990.07	4996.31	5013.61

Label	Sol'n Conc.	Units	SD(Int)	%RSD(Int)	Int. (c/s)
Ag 328.068	1000.00	ppb	119.725	0.2	72389.7
Al 308.215	10000.0	ppb	89.948	0.2	56367.7
As 188.980	1000.00	ppb	6.326	0.9	686.137
B 249.678	5000.00	ppb	295.020	0.7	41914.8
Ba 389.178	10000.0	ppb	723.452	0.3	262801
Be 313.042	1000.00	ppb	7029.238	0.3	2060799
Ca 370.602	10000	ppb	132.390	0.3	40589
Cd 226.502	1000.00	ppb	69.223	0.2	37279.7
Co 228.615	1000.00	ppb	25.905	0.2	12434.0
Cr 267.716	10000.0	ppb	1182.552	0.3	455348
Cu 324.754	10000.0	ppb	11725.247	2.2	531883
Fe 271.441	10000.0	ppb	37.980	0.2	15984.7
K 766.491	20000.0	ppb	5217.280	0.4	1347090
Mg 279.078	10000.0	ppb	56.989	0.3	20890.0
Mn 257.610	10000.0	ppb	3551.654	0.2	2210351
Mo 202.032	1000.00	ppb	25.817	0.3	7551.93
Na 330.237	15000.0	ppb	8.132	1.0	779.758
Ni 231.604	5000.00	ppb	41.753	0.3	12275.0
Pb 220.353	1000.00	ppb	4.765	0.3	1658.73
Sb 206.834	5000.00	ppb	13.501	0.3	5001.99
Se 196.026	10000.0	ppb	12.302	0.2	5046.89
Sn 189.925	10000.0	ppb	53.816	0.5	10084.1
Sr 216.596	5000.00	ppb	138.616	0.2	56261.5
Ti 334.941	1000.00	ppb	753.650	0.2	314492
Tl 190.794	10000.0	ppb	21.642	0.2	11291.3
V 292.401	10000.0	ppb	971.877	0.3	295730
Zn 206.200	5000.00	ppb	19.567	0.2	8023.22

Ag 328.068 Calibration (ppb) 3/18/2013, 1:08:13 PM Correlation Coefficient: 1.000000

Label	Flags	Int. (c/s)	Std Conc.	Calc Conc.	Error	%Error
Blank		-52.1966	0.0000	0.0000	-	-
HIGH STD		72389.7	1000.00	1000.00	0.0000	0.0

Curve Type: Linear Equation: $y = 72.4 x + -52.2$

Al 308.215 Calibration (ppb) 3/18/2013, 1:08:13 PM Correlation Coefficient: 1.000000

Label	Flags	Int. (c/s)	Std Conc.	Calc Conc.	Error	%Error
Blank		301.758	0.0000	0.0000	-	-
HIGH STD		56367.7	10000.0	10000.0	0.0000	0.0

Curve Type: Linear Equation: $y = 5.6 x + 301.8$

As 188.980 Calibration (ppb) 3/18/2013, 1:08:13 PM Correlation Coefficient: 1.000000

Label	Flags	Int. (c/s)	Std Conc.	Calc Conc.	Error	%Error
Blank		-1.4357	0.0000	0.0000	-	-
HIGH STD		686.137	1000.00	1000.00	0.0001	0.0

Curve Type: Linear Equation: $y = 0.7 x + -1.4$

B 249.678 Calibration (ppb) 3/18/2013, 1:08:13 PM Correlation Coefficient: 1.000000

Label	Flags	Int. (c/s)	Std Conc.	Calc Conc.	Error	%Error
Blank		29.6296	0.0000	0.0000	-	-
HIGH STD		41914.8	5000.00	5000.00	0.0005	0.0

Curve Type: Linear Equation: $y = 8.4 x + 29.6$

Ba 389.178 Calibration (ppb) 3/18/2013, 1:08:13 PM Correlation Coefficient: 1.000000

Label	Flags	Int. (c/s)	Std Conc.	Calc Conc.	Error	%Error
Blank		-21.5811	0.0000	0.0000	-	-
HIGH STD		262801	10000.0	10000.0	0.0000	0.0

Curve Type: Linear Equation: $y = 26.3 x + -21.6$

Be 313.042 Calibration (ppb) 3/18/2013, 1:08:13 PM Correlation Coefficient: 1.000000

Label	Flags	Int. (c/s)	Std Conc.	Calc Conc.	Error	%Error
Blank		-244.809	0.0000	0.0000	-	-
HIGH STD		2060799	1000.00	1000.00	0.0001	0.0

Curve Type: Linear Equation: $y = 2061.0 x + -244.8$

Ca 370.602 Calibration (ppb) 3/18/2013, 1:08:13 PM Correlation Coefficient: 1.000000

Label	Flags	Int. (c/s)	Std Conc.	Calc Conc.	Error	%Error
Blank		10.19	0.0000	0.0000	-	-
HIGH STD		40589	10000	10000	0.0000	0.0

Curve Type: Linear Equation: $y = 4.1 x + 10.2$

E03182013.vvq. All Data Report 3/20/2013, 10:34:42 AM

Cd 226.502 Calibration (ppb) 3/18/2013, 1:08:13 PM Correlation Coefficient: 1.000000

Label	Flags	Int. (c/s)	Std Conc.	Calc Conc.	Error	%Error
Blank		7.9882	0.0000	0.0000	-	-
HIGH STD		37279.7	1000.00	1000.00	0.0000	0.0

Curve Type: Linear Equation: $y = 37.3 x + 8.0$ **Co 228.615 Calibration (ppb) 3/18/2013, 1:08:13 PM Correlation Coefficient: 1.000000**

Label	Flags	Int. (c/s)	Std Conc.	Calc Conc.	Error	%Error
Blank		14.7773	0.0000	0.0000	-	-
HIGH STD		12434.0	1000.00	1000.00	0.0000	0.0

Curve Type: Linear Equation: $y = 12.4 x + 14.8$ **Cr 267.716 Calibration (ppb) 3/18/2013, 1:08:13 PM Correlation Coefficient: 1.000000**

Label	Flags	Int. (c/s)	Std Conc.	Calc Conc.	Error	%Error
Blank		1.8601	0.0000	0.0000	-	-
HIGH STD		455348	10000.0	10000.0	0.0000	0.0

Curve Type: Linear Equation: $y = 45.5 x + 1.9$ **Cu 324.754 Calibration (ppb) 3/18/2013, 1:08:13 PM Correlation Coefficient: 1.000000**

Label	Flags	Int. (c/s)	Std Conc.	Calc Conc.	Error	%Error
Blank		128.604	0.0000	0.0000	-	-
HIGH STD		531883	10000.0	10000.0	0.0000	0.0

Curve Type: Linear Equation: $y = 53.2 x + 128.6$ **Fe 271.441 Calibration (ppb) 3/18/2013, 1:08:13 PM Correlation Coefficient: 1.000000**

Label	Flags	Int. (c/s)	Std Conc.	Calc Conc.	Error	%Error
Blank		4.2265	0.0000	0.0000	-	-
HIGH STD		15984.7	10000.0	10000.00	-0.0010	0.0

Curve Type: Linear Equation: $y = 1.6 x + 4.2$ **K 766.491 Calibration (ppb) 3/18/2013, 1:08:13 PM Correlation Coefficient: 1.000000**

Label	Flags	Int. (c/s)	Std Conc.	Calc Conc.	Error	%Error
Blank		202.979	0.0000	0.0000	-	-
HIGH STD		1347090	20000.0	20000.0	0.0000	0.0

Curve Type: Linear Equation: $y = 67.3 x + 203.0$ **Mg 279.078 Calibration (ppb) 3/18/2013, 1:08:13 PM Correlation Coefficient: 1.000000**

Label	Flags	Int. (c/s)	Std Conc.	Calc Conc.	Error	%Error
Blank		20.0499	0.0000	0.0000	-	-
HIGH STD		20890.0	10000.0	10000.0	0.0000	0.0

Curve Type: Linear Equation: $y = 2.1 x + 20.0$

E03182013.vvq. All Data Report 3/20/2013, 10:34:42 AM

Mn 257.610 Calibration (ppb) 3/18/2013, 1:08:13 PM Correlation Coefficient: 1.000000

Label	Flags	Int. (c/s)	Std Conc.	Calc Conc.	Error	%Error
Blank		33.2386	0.0000	0.0000	-	-
HIGH STD		2210351	10000.0	10000.0	0.0010	0.0

Curve Type: Linear Equation: $y = 221.0 x + 33.2$ **Mo 202.032 Calibration (ppb) 3/18/2013, 1:08:13 PM Correlation Coefficient: 1.000000**

Label	Flags	Int. (c/s)	Std Conc.	Calc Conc.	Error	%Error
Blank		7.8713	0.0000	0.0000	-	-
HIGH STD		7551.93	1000.00	1000.00	0.0000	0.0

Curve Type: Linear Equation: $y = 7.5 x + 7.9$ **Na 330.237 Calibration (ppb) 3/18/2013, 1:08:13 PM Correlation Coefficient: 1.000000**

Label	Flags	Int. (c/s)	Std Conc.	Calc Conc.	Error	%Error
Blank		-0.3768	0.0000	0.0000	-	-
HIGH STD		779.758	15000.0	15000.0	-0.0029	0.0

Curve Type: Linear Equation: $y = 0.1 x + -0.4$ **Ni 231.604 Calibration (ppb) 3/18/2013, 1:08:13 PM Correlation Coefficient: 1.000000**

Label	Flags	Int. (c/s)	Std Conc.	Calc Conc.	Error	%Error
Blank		-1.8606	0.0000	0.0000	-	-
HIGH STD		12275.0	5000.00	5000.00	0.0000	0.0

Curve Type: Linear Equation: $y = 2.5 x + -1.9$ **Pb 220.353 Calibration (ppb) 3/18/2013, 1:08:13 PM Correlation Coefficient: 1.000000**

Label	Flags	Int. (c/s)	Std Conc.	Calc Conc.	Error	%Error
Blank		2.8802	0.0000	0.0000	-	-
HIGH STD		1658.73	1000.00	1000.00	0.0000	0.0

Curve Type: Linear Equation: $y = 1.7 x + 2.9$ **Sb 206.834 Calibration (ppb) 3/18/2013, 1:08:13 PM Correlation Coefficient: 1.000000**

Label	Flags	Int. (c/s)	Std Conc.	Calc Conc.	Error	%Error
Blank		0.3540	0.0000	0.0000	-	-
HIGH STD		5001.99	5000.00	5000.00	-0.0005	0.0

Curve Type: Linear Equation: $y = 1.0 x + 0.4$ **Se 196.026 Calibration (ppb) 3/18/2013, 1:08:13 PM Correlation Coefficient: 1.000000**

Label	Flags	Int. (c/s)	Std Conc.	Calc Conc.	Error	%Error
Blank		0.2456	0.0000	0.0000	-	-
HIGH STD		5046.89	10000.0	10000.0	0.0010	0.0

Curve Type: Linear Equation: $y = 0.5 x + 0.2$

E03182013.vvq. All Data Report 3/20/2013, 10:34:42 AM

Sn 189.925 Calibration (ppb) 3/18/2013, 1:08:13 PM Correlation Coefficient: 1.000000

Label	Flags	Int. (c/s)	Std Conc.	Calc Conc.	Error	%Error
Blank		0.5141	0.0000	0.0000	-	-
HIGH STD		10084.1	10000.0	10000.0	0.0000	0.0

Curve Type: Linear Equation: $y = 1.0 x + 0.5$ **Sr 216.596 Calibration (ppb) 3/18/2013, 1:08:13 PM Correlation Coefficient: 1.000000**

Label	Flags	Int. (c/s)	Std Conc.	Calc Conc.	Error	%Error
Blank		6.2268	0.0000	0.0000	-	-
HIGH STD		56261.5	5000.00	5000.00	0.0000	0.0

Curve Type: Linear Equation: $y = 11.3 x + 6.2$ **Ti 334.941 Calibration (ppb) 3/18/2013, 1:08:13 PM Correlation Coefficient: 1.000000**

Label	Flags	Int. (c/s)	Std Conc.	Calc Conc.	Error	%Error
Blank		-108.236	0.0000	0.0000	-	-
HIGH STD		314492	1000.00	1000.00	0.0000	0.0

Curve Type: Linear Equation: $y = 314.6 x + -108.2$ **Tl 190.794 Calibration (ppb) 3/18/2013, 1:08:13 PM Correlation Coefficient: 1.000000**

Label	Flags	Int. (c/s)	Std Conc.	Calc Conc.	Error	%Error
Blank		-1.0463	0.0000	0.0000	-	-
HIGH STD		11291.3	10000.0	10000.0	0.0000	0.0

Curve Type: Linear Equation: $y = 1.1 x + -1.0$ **V 292.401 Calibration (ppb) 3/18/2013, 1:08:13 PM Correlation Coefficient: 1.000000**

Label	Flags	Int. (c/s)	Std Conc.	Calc Conc.	Error	%Error
Blank		-1.0109	0.0000	0.0000	-	-
HIGH STD		295730	10000.0	10000.0	0.0000	0.0

Curve Type: Linear Equation: $y = 29.6 x + -1.0$ **Zn 206.200 Calibration (ppb) 3/18/2013, 1:08:13 PM Correlation Coefficient: 1.000000**

Label	Flags	Int. (c/s)	Std Conc.	Calc Conc.	Error	%Error
Blank		1.4225	0.0000	0.0000	-	-
HIGH STD		8023.22	5000.00	5000.00	-0.0005	0.0

Curve Type: Linear Equation: $y = 1.6 x + 1.4$ **Lab Control Sample (LCS) 3/18/2013, 1:13:37 PM Rack S, Tube 2****Weight: 1 Volume: 1 Dilution: 1**

Label	Replicates Concentration		
Ag 328.068	1002.90	987.349	1005.94
Al 308.215	9923.83	9895.20	9930.37
As 188.980	1006.11	1003.02	1001.11
B 249.678	4978.75	4989.38	5029.38
Ba 389.178	9933.13	9907.10	9967.26

E03182013.wvq. All Data Report 3/20/2013, 10:34:42 AM

Label	Replicates Concentration		
Be 313.042	991.038	989.679	992.988
Ca 370.602	9891	9866	9940
Cd 226.502	991.557	989.880	993.017
Co 228.615	994.480	989.374	995.096
Cr 267.716	9912.66	9893.89	9964.39
Cu 324.754	9853.94	9917.69	9862.78
Fe 271.441	9954.01	9899.44	9935.81
K 766.491	19853.6	19783.8	19849.5
Mg 279.078	9918.45	9883.83	9942.54
Mn 257.610	9928.95	9892.88	9940.70
Mo 202.032	988.395	989.098	993.861
Na 330.237	14985.8	14577.7	14999.8
Ni 231.604	4971.86	4955.22	4982.03
Pb 220.353	989.506	990.238	989.636
Sb 206.834	4943.38	4921.50	4958.91
Se 196.026	9877.93	9877.40	9974.29
Sn 189.925	10037.9	9904.02	9987.08
Sr 216.596	4952.57	4948.77	4989.01
Ti 334.941	991.075	990.076	996.668
Tl 190.794	9956.25	9912.88	9952.31
V 292.401	9945.75	9901.37	9942.50
Zn 206.200	4997.33	4929.90	4960.02

Label	Sol'n Conc.	Units	SD	%RSD	Int. (c/s)	QC Value
Ag 328.068	998.729	ppb	9.9727	1.0	72183.3	99.87295
Al 308.215	9916.47	ppb	18.7084	0.2	55854.9	99.16466
As 188.980	1003.42	ppb	2.5259	0.3	688.219	100.34151
B 249.678	4999.17	ppb	26.6956	0.5	41899.4	99.98340
Ba 389.178	9935.83	ppb	30.1690	0.3	261191	99.35830
Be 313.042	991.235	ppb	1.6632	0.2	2042169	99.12349
Ca 370.602	9899	ppb	37.75	0.4	39846	98.98769
Cd 226.502	991.485	ppb	1.5702	0.2	36985.2	99.14847
Co 228.615	992.984	ppb	3.1410	0.3	12365.7	99.29836
Cr 267.716	9923.65	ppb	36.5142	0.4	451817	99.23647
Cu 324.754	9878.14	ppb	34.5410	0.3	525330	98.78138
Fe 271.441	9929.75	ppb	27.7826	0.3	16102.3	99.29752
K 766.491	19829.0	ppb	39.1884	0.2	1335572	99.14485
Mg 279.078	9914.94	ppb	29.5142	0.3	20554.0	99.14938
Mn 257.610	9920.84	ppb	24.9171	0.3	2192942	99.20845
Mo 202.032	990.451	ppb	2.9736	0.3	7459.90	99.04514
Na 330.237	14854.5	ppb	239.758	1.6	724.109	99.02969
Ni 231.604	4969.70	ppb	13.5315	0.3	12200.8	99.39407
Pb 220.353	989.793	ppb	0.3907	0.0	1641.61	98.97932
Sb 206.834	4941.26	ppb	18.7950	0.4	5037.21	98.82523
Se 196.026	9909.88	ppb	55.7894	0.6	5003.97	99.09876
Sn 189.925	9976.34	ppb	67.5968	0.7	10060.3	99.76342
Sr 216.596	4963.45	ppb	22.2194	0.4	55730.1	99.26895
Ti 334.941	992.606	ppb	3.5527	0.4	312217	99.26063
Tl 190.794	9940.48	ppb	23.9839	0.2	11212.4	99.40481
V 292.401	9929.87	ppb	24.7373	0.2	292806	99.29872
Zn 206.200	4962.42	ppb	33.7809	0.7	7931.68	99.24834

Initial Calib Verif (ICV)

3/18/2013, 1:24:19 PM

Rack S, Tube 3

Weight: 1

Volume: 1

Dilution: 1

Label	Replicates Concentration		
Ag 328.068	998.550	997.474	996.800
Al 308.215	946.289	945.311	954.018

E03182013.wvq. All Data Report 3/20/2013, 10:34:42 AM

Label	Replicates Concentration		
As 188.980	1011.09	1013.86	1007.54
B 249.678	1042.33	1043.75	1055.38
Ba 389.178	1024.44	1020.72	1021.37
Be 313.042	1019.11	1014.91	1014.97
Ca 370.602	965.6	965.4	961.9
Cd 226.502	1007.28	999.083	1004.30
Co 228.615	979.422	964.850	982.470
Cr 267.716	1003.99	997.910	1000.16
Cu 324.754	1007.41	1001.92	1007.54
Fe 271.441	975.107	979.118	981.966
K 766.491	10141.0	10144.2	10147.4
Mg 279.078	1023.74	1023.39	1019.77
Mn 257.610	1032.07	1026.72	1030.01
Mo 202.032	999.020	996.325	995.368
Na 330.237	9915.80	10000.3	10131.3
Ni 231.604	1023.98	1010.78	1017.66
Pb 220.353	1015.24	1002.67	1014.38
Sb 206.834	1022.78	1023.62	1021.81
Se 196.026	1000.11	1010.78	1007.51
Sn 189.925	5128.03	5096.59	5134.94
Sr 216.596	5088.52	5060.88	5062.01
Ti 334.941	1016.88	1013.27	1012.30
Tl 190.794	1030.45	1017.62	1025.45
V 292.401	1016.84	1007.68	1008.52
Zn 206.200	1016.16	1008.61	1005.24

Label	Sol'n Conc.	Units	SD	%RSD	Int. (c/s)	QC Value
Ag 328.068	997.608	ppb	0.8829	0.1	72011.9	99.76080
Al 308.215	948.539	ppb	4.7700	0.5	5730.22	94.85394
As 188.980	1010.83	ppb	3.1678	0.3	693.295	101.08338
B 249.678	1047.15	ppb	7.1628	0.7	8800.75	104.71513
Ba 389.178	1022.18	ppb	1.9856	0.2	26856.5	102.21774
Be 313.042	1016.33	ppb	2.4107	0.2	2094247	101.63301
Ca 370.602	964.3	ppb	2.069	0.2	4093	96.43015
Cd 226.502	1003.55	ppb	4.1472	0.4	37414.5	100.35522
Co 228.615	975.580	ppb	9.4171	1.0	12122.5	97.55804
Cr 267.716	1000.69	ppb	3.0720	0.3	45555.9	100.06874
Cu 324.754	1005.62	ppb	3.2057	0.3	53621.8	100.56248
Fe 271.441	978.730	ppb	3.4463	0.4	1719.50	97.87302
K 766.491	10144.2	ppb	3.2139	0.0	683357	101.44190
Mg 279.078	1022.30	ppb	2.2015	0.2	2137.16	102.23006
Mn 257.610	1029.60	ppb	2.6995	0.3	227617	102.96013
Mo 202.032	996.904	ppb	1.8934	0.2	7526.55	99.69043
Na 330.237	10015.8	ppb	108.591	1.1	504.912	100.15820
Ni 231.604	1017.47	ppb	6.6020	0.6	2496.43	101.74708
Pb 220.353	1010.76	ppb	7.0242	0.7	1674.59	101.07643
Sb 206.834	1022.74	ppb	0.9030	0.1	1028.64	102.27391
Se 196.026	1006.13	ppb	5.4638	0.5	508.273	100.61348
Sn 189.925	5119.85	ppb	20.4405	0.4	5163.18	102.39700
Sr 216.596	5070.47	ppb	15.6408	0.3	56999.6	101.40938
Ti 334.941	1014.15	ppb	2.4122	0.2	318948	101.41505
Tl 190.794	1024.51	ppb	6.4665	0.6	1154.72	102.45071
V 292.401	1011.01	ppb	5.0650	0.5	29640.2	101.10116
Zn 206.200	1010.00	ppb	5.5880	0.6	1618.72	101.00035

E03182013.vvq. All Data Report 3/20/2013, 10:34:42 AM

Initial Calib Blank (ICB) 3/18/2013, 1:29:45 PM Rack S, Tube 1

Weight: 1 Volume: 1 Dilution: 1

Label	Replicates Concentration		
Ag 328.068	-0.1801u	-0.1634u	-0.2918u
Al 308.215	-4.7074u	-2.3334u	-7.5491u
As 188.980	1.6040	7.0578	1.8105
B 249.678	17.5279	16.8125	15.4406
Ba 389.178	-0.5860u	-0.4494u	0.0426
Be 313.042	0.1412	0.1174	0.1145
Ca 370.602	-1.366u	-3.228u	0.7250
Cd 226.502	0.1640	0.0428	0.1321
Co 228.615	0.2302	-0.3561u	-0.5420u
Cr 267.716	0.2943	0.1163	0.2707
Cu 324.754	-0.3512u	0.4782	-0.2784u
Fe 271.441	5.1375	-3.7774u	-0.9839u
K 766.491	0.5387	1.1817	0.8646
Mg 279.078	-0.3184u	-0.5224u	-5.4759u
Mn 257.610	0.1707	0.1857	0.1880
Mo 202.032	0.1953	0.1217	0.6006
Na 330.237	-144.531u	51.4219	-64.1549u
Ni 231.604	0.1461	1.0694	1.1140
Pb 220.353	0.6718	-0.2994u	-0.9402u
Sb 206.834	-6.6956u	5.4204	1.9182
Se 196.026	0.7279	1.6525	0.6113
Sn 189.925	0.9560	1.8586	-2.7897u
Sr 216.596	1.0074	0.7236	0.8985
Ti 334.941	0.3783	0.3979	0.3244
Tl 190.794	1.6371	5.9028	1.5079
V 292.401	-0.1600u	0.0297	0.1594
Zn 206.200	-0.9959u	-1.2704u	0.4610

Label	Sol'n Conc.	Units	SD	%RSD	Int. (c/s)	QC Value
Ag 328.068	-0.2118	ppb	0.0698	33.0	-67.5902	-0.21178
Al 308.215	-4.8633	ppb	2.6114	53.7	274.519	-4.86329
As 188.980	3.4908	ppb	3.0909	88.5	0.9643	3.49077
B 249.678	16.5937	ppb	1.0607	6.4	168.634	16.59370
Ba 389.178	-0.3309	ppb	0.3306	99.9	-30.2785	-0.33093
Be 313.042	0.1243	ppb	0.0147	11.8	11.4012	0.12433
Ca 370.602	-1.290	ppb	1.978	153.3	4.859	-1.28970
Cd 226.502	0.1129	ppb	0.0628	55.6	12.2013	0.11292
Co 228.615	-0.2226	ppb	0.4030	181.0	12.0144	-0.22265
Cr 267.716	0.2271	ppb	0.0966	42.6	12.2006	0.22708
Cu 324.754	-0.0505	ppb	0.4593	910.2	125.927	-0.05046
Fe 271.441	0.1254	ppb	4.5598	3635.7	4.4825	0.12542
K 766.491	0.8617	ppb	0.3215	37.3	261.006	0.86166
Mg 279.078	-2.1056	ppb	2.9206	138.7	15.6546	-2.10559
Mn 257.610	0.1815	ppb	0.0094	5.2	73.3419	0.18145
Mo 202.032	0.3059	ppb	0.2579	84.3	10.1786	0.30587
Na 330.237	-52.4212	ppb	98.5018	187.9	-3.1081	-52.42124
Ni 231.604	0.7765	ppb	0.5464	70.4	0.0461	0.77652
Pb 220.353	-0.1893	ppb	0.8116	428.8	2.5662	-0.18928
Sb 206.834	0.2144	ppb	6.2351	2908.8	0.5698	0.21436
Se 196.026	0.9972	ppb	0.5704	57.2	0.7489	0.99722
Sn 189.925	0.0083	ppb	2.4648	29667.0	0.5225	0.00831
Sr 216.596	0.8765	ppb	0.1432	16.3	16.0663	0.87652
Ti 334.941	0.3669	ppb	0.0381	10.4	7.1701	0.36686
Tl 190.794	3.0159	ppb	2.5009	82.9	2.3590	3.01590
V 292.401	0.0097	ppb	0.1606	1661.3	-0.7779	0.00967
Zn 206.200	-0.6018	ppb	0.9306	154.6	0.4563	-0.60179

E03182013.wvq. All Data Report 3/20/2013, 10:34:42 AM

CRI (CRI) **3/18/2013, 1:35:54 PM** **Rack S, Tube 4**
Weight: 1 **Volume: 1** **Dilution: 1**

Label	Replicates Concentration		
Ag 328.068	9.2285	9.7043	9.0162
Al 308.215	185.028	184.537	182.236
As 188.980	22.8713	24.9177	23.4541
B 249.678	104.107	104.282	102.342
Ba 389.178	9.7534	9.5928	9.4803
Be 313.042	3.9589	3.9783	3.9565
Ca 370.602	482.7	480.1	482.2
Cd 226.502	4.8300	4.9422	4.9716
Co 228.615	9.8054	9.6165	10.1425
Cr 267.716	9.8056	9.6998	9.7935
Cu 324.754	19.4005	18.7319	19.6166
Fe 271.441	46.3218	51.8551	52.1703
K 766.491	1008.81	1008.92	1000.79
Mg 279.078	486.968	493.793	491.828
Mn 257.610	10.1885	10.2187	10.2591
Mo 202.032	9.3671	9.6821	9.3050
Na 330.237	1089.63	763.422	1030.45
Ni 231.604	39.5832	39.7544	39.9948
Pb 220.353	7.0178	10.5927	8.2795
Sb 206.834	17.7058	13.9401	20.4555
Se 196.026	18.1320	24.2108	15.0405
Sn 189.925	47.0854	48.1635	47.2416
Sr 216.596	9.7546	9.7614	9.8394
Ti 334.941	9.8168	9.7778	9.6897
Tl 190.794	21.4977	21.0989	20.3878
V 292.401	10.1015	10.0524	9.6631
Zn 206.200	19.4663	19.9658	19.6341

Label	Sol'n Conc.	Units	SD	%RSD	Int. (c/s)	QC Value
Ag 328.068	9.3163	ppb	0.3524	3.8	622.362	93.16348
Al 308.215	183.934	ppb	1.4903	0.8	1333.99	91.96693
As 188.980	23.7477	ppb	1.0543	4.4	14.8945	118.73849
B 249.678	103.577	ppb	1.0731	1.0	897.253	103.57726
Ba 389.178	9.6088	ppb	0.1372	1.4	232.579	96.08845
Be 313.042	3.9645	ppb	0.0119	0.3	7924.37	99.11362
Ca 370.602	481.7	ppb	1.406	0.3	1962	96.33987
Cd 226.502	4.9146	ppb	0.0747	1.5	191.296	98.29263
Co 228.615	9.8548	ppb	0.2665	2.7	137.107	98.54807
Cr 267.716	9.7663	ppb	0.0579	0.6	446.520	97.66303
Cu 324.754	19.2496	ppb	0.4612	2.4	1152.39	96.24820
Fe 271.441	50.1158	ppb	3.2894	6.6	85.9014	100.23152
K 766.491	1006.17	ppb	4.6623	0.5	67963.1	100.61734
Mg 279.078	490.863	ppb	3.5135	0.7	1044.27	98.17255
Mn 257.610	10.2221	ppb	0.0354	0.3	2295.74	102.22118
Mo 202.032	9.4514	ppb	0.2022	2.1	79.1509	94.51411
Na 330.237	961.169	ppb	173.791	18.1	49.3660	96.11691
Ni 231.604	39.7775	ppb	0.2067	0.5	95.8088	99.44370
Pb 220.353	8.6300	ppb	1.8131	21.0	17.1485	86.30016
Sb 206.834	17.3671	ppb	3.2709	18.8	17.7423	86.83572
Se 196.026	19.1277	ppb	4.6655	24.4	9.9016	95.63872
Sn 189.925	47.4968	ppb	0.5826	1.2	48.4088	94.99362
Sr 216.596	9.7852	ppb	0.0471	0.5	115.353	97.85152
Ti 334.941	9.7614	ppb	0.0651	0.7	2965.12	97.61415
Tl 190.794	20.9948	ppb	0.5622	2.7	22.6463	83.97922
V 292.401	9.9390	ppb	0.2402	2.4	290.532	99.39001
Zn 206.200	19.6887	ppb	0.2542	1.3	22.9797	98.44366

E03182013.vvq. All Data Report 3/20/2013, 10:34:42 AM

Interf Check A (ICSA) **3/18/2013, 1:41:20 PM** **Rack S, Tube 5**
Weight: 1 **Volume: 1** **Dilution: 1**

Label	Replicates Concentration		
Ag 328.068	-0.3130u	-1.5485u	-1.0148u
Al 308.215	531109	530992	531617
As 188.980	-13.6071u	-1.2320	-9.9218u
B 249.678	-31.7621u	-33.5420u	-36.0629u
Ba 389.178	2.0910	2.1168	2.6051
Be 313.042	-0.0736	-0.0829	-0.0816
Ca 370.602	499707	496962	499960
Cd 226.502	0.6901	0.3087	0.2563
Co 228.615	0.8554	1.0549	1.5334
Cr 267.716	1.0676	0.3936	0.8755
Cu 324.754	-0.1850	0.8122	1.1197
Fe 271.441	197041	197319	197416
K 766.491	1.9371	2.3252	2.4912
Mg 279.078	545980	545170	546481
Mn 257.610	-1.2072	-1.0613	-1.0091
Mo 202.032	1.5059	1.9863	1.2364u
Na 330.237	-451.787u	-535.709u	-345.283u
Ni 231.604	5.8257	4.8436	7.7921
Pb 220.353	1.1775u	1.0736u	2.1469u
Sb 206.834	-1.2632	2.8196	3.0803
Se 196.026	-4.6508u	-4.2066u	-11.3860u
Sn 189.925	1.6946	0.3822	-5.7699u
Sr 216.596	4.9111	4.1626	4.1341
Ti 334.941	0.2865	0.1166	0.1891
Tl 190.794	-6.6286u	-6.7027u	-5.3821u
V 292.401	0.5135	0.2725	0.1893
Zn 206.200	17.6607	21.2459	18.8122

Label	Sol'n Conc.	Units	SD	%RSD	Int. (c/s)	QC Value
Ag 328.068	-0.9588	ppb	0.6196	64.6	-129.352	-0.95877
Al 308.215	531239	ppb	332.613	0.1	2978743	-
As 188.980	-8.2536	ppb	6.3540	77.0	-3.3858	-8.25362
B 249.678	-33.7890	ppb	2.1610	6.4	-418.621	-33.78902
Ba 389.178	2.2709	ppb	0.2897	12.8	1972.07	2.27095
Be 313.042	-0.0794	ppb	0.0050	6.4	-192.923	-0.07935
Ca 370.602	498876	ppb	1663	0.3	2003858	-
Cd 226.502	0.4184	ppb	0.2368	56.6	481.633	0.41839
Co 228.615	1.1479	ppb	0.3484	30.4	22.0097	1.14791
Cr 267.716	0.7789	ppb	0.3472	44.6	86.6732	0.77889
Cu 324.754	0.5823	ppb	0.6820	117.1	221.861	0.58231
Fe 271.441	197259	ppb	194.777	0.1	315232	-
K 766.491	2.2512	ppb	0.2843	12.6	354.583	2.25118
Mg 279.078	545877	ppb	661.693	0.1	1139142	-
Mn 257.610	-1.0925	ppb	0.1027	9.4	3591.54	-1.09253
Mo 202.032	1.5762	ppb	0.3799	24.1	9.4498	1.57623
Na 330.237	-444.260	ppb	95.4358	21.5	-83.6266	-444.25995
Ni 231.604	6.1538	ppb	1.5014	24.4	17.2697	6.15380
Pb 220.353	1.4660	ppb	0.5920	40.4	-4.3318	1.46603
Sb 206.834	1.5456	ppb	2.4360	157.6	6.4078	1.54558
Se 196.026	-6.7478	ppb	4.0229	59.6	-1.9733	-6.74781
Sn 189.925	-1.2311	ppb	3.9852	323.7	-0.4838	-1.23108
Sr 216.596	4.4026	ppb	0.4406	10.0	192.339	4.40258
Ti 334.941	0.1974	ppb	0.0853	43.2	2772.00	0.19743
Tl 190.794	-6.2378	ppb	0.7420	11.9	-28.4024	-6.23780
V 292.401	0.3251	ppb	0.1684	51.8	11.6367	0.32511
Zn 206.200	19.2396	ppb	1.8304	9.5	22.2838	19.23959

E03182013.vvq. All Data Report 3/20/2013, 10:34:42 AM

Interf Check AB (ICSAB) 3/18/2013, 1:46:46 PM Rack S, Tube 6
Weight: 1 Volume: 1 Dilution: 1

Label	Replicates Concentration		
Ag 328.068	220.472	224.938	222.148
Al 308.215	525962	526597	526635
As 188.980	121.514	119.184	117.397
B 249.678	-36.3554u	-38.4031u	-36.6363u
Ba 389.178	516.094	514.881	514.101
Be 313.042	494.972	496.659	495.402
Ca 370.602	495472	496788	496680
Cd 226.502	971.096	978.359	969.572
Co 228.615	483.232	487.207	481.859
Cr 267.716	499.652	499.099	498.538
Cu 324.754	539.867	539.708	529.964
Fe 271.441	194848	195302	195109
K 766.491	1.4578	1.5050	1.9392
Mg 279.078	543854	544582	544005
Mn 257.610	492.955	493.616	493.100
Mo 202.032	1067.26	1072.84	1069.60
Na 330.237	-711.925u	-379.706u	-584.747u
Ni 231.604	958.694	956.585	957.945
Pb 220.353	45.4847	55.0711	51.8698
Sb 206.834	641.280	631.760	641.003
Se 196.026	58.1003	48.0902	35.8308
Sn 189.925	1046.81	1052.14	1038.69
Sr 216.596	7.6198	6.7319	6.4391
Ti 334.941	-6.2960	-6.2849	-6.2371
Tl 190.794	73.2339	90.0822	80.8435
V 292.401	499.770	500.259	499.500
Zn 206.200	961.949	962.663	957.529

Label	Sol'n Conc.	Units	SD	%RSD	Int. (c/s)	QC Value
Ag 328.068	222.519	ppb	2.2559	1.0	16065.1	111.25958
Al 308.215	526398	ppb	377.966	0.1	2951730	105.27966
As 188.980	119.365	ppb	2.0646	1.7	84.0207	119.36507
B 249.678	-37.1316	ppb	1.1101	3.0	-445.013	-
Ba 389.178	515.025	ppb	1.0046	0.2	15449.1	103.00505
Be 313.042	495.678	ppb	0.8766	0.2	1021383	99.13554
Ca 370.602	496313	ppb	730.5	0.1	1993679	99.26263
Cd 226.502	973.009	ppb	4.6955	0.5	36727.3	97.30091
Co 228.615	484.099	ppb	2.7776	0.6	5982.58	96.81983
Cr 267.716	499.096	ppb	0.5570	0.1	22765.5	99.81922
Cu 324.754	536.513	ppb	5.6723	1.1	28745.4	107.30263
Fe 271.441	195087	ppb	227.676	0.1	311836	97.54333
K 766.491	1.6340	ppb	0.2654	16.2	313.019	-
Mg 279.078	544147	ppb	384.204	0.1	1135524	108.82940
Mn 257.610	493.224	ppb	0.3475	0.1	112839	98.64479
Mo 202.032	1069.90	ppb	2.8023	0.3	8068.10	106.99016
Na 330.237	-558.793	ppb	167.623	30.0	-95.9923	-
Ni 231.604	957.741	ppb	1.0690	0.1	2353.73	95.77412
Pb 220.353	50.8086	ppb	4.8805	9.6	76.0135	101.61712
Sb 206.834	638.015	ppb	5.4182	0.8	637.564	106.33575
Se 196.026	47.3404	ppb	11.1536	23.6	25.4362	94.68088
Sn 189.925	1045.88	ppb	6.7732	0.6	1055.38	104.58811
Sr 216.596	6.9302	ppb	0.6148	8.9	162.678	-
Ti 334.941	-6.2727	ppb	0.0313	0.5	730.006	-
Tl 190.794	81.3865	ppb	8.4372	10.4	69.9725	81.38652
V 292.401	499.843	ppb	0.3847	0.1	14527.6	99.96862
Zn 206.200	960.714	ppb	2.7809	0.3	1541.19	96.07135

Cont Calib Verif (CCV) 3/18/2013, 1:52:10 PM Rack 1, Tube 1
Weight: 1 Volume: 1 Dilution: 1

Label	Replicates Concentration		
Ag 328.068	508.848	508.392	507.721
Al 308.215	5087.72	5047.52	5085.89
As 188.980	480.566	494.008	477.849
B 249.678	2556.24	2551.62	2585.03
Ba 389.178	5049.46	5010.86	5053.43
Be 313.042	500.176	494.881	500.270
Ca 370.602	5093	5052	5085
Cd 226.502	500.703	496.820	500.203
Co 228.615	504.205	501.292	505.272
Cr 267.716	5017.85	4983.80	5020.14
Cu 324.754	5033.48	5016.76	5052.59
Fe 271.441	5101.52	5057.88	5106.35
K 766.491	9943.38	9887.24	9986.01
Mg 279.078	5055.02	5012.56	5039.19
Mn 257.610	5046.43	5018.02	5056.42
Mo 202.032	504.900	500.158	505.052
Na 330.237	7300.00	7567.23	7752.27
Ni 231.604	2520.62	2509.50	2516.09
Pb 220.353	499.362	494.974	499.734
Sb 206.834	970.712	978.436	983.033
Se 196.026	5066.36	5009.88	5028.17
Sn 189.925	5132.44	5050.73	5185.83
Sr 216.596	2514.57	2497.59	2516.65
Ti 334.941	497.878	495.094	498.720
Tl 190.794	5081.37	5059.34	5093.98
V 292.401	5017.34	4973.74	5019.42
Zn 206.200	2525.12	2496.03	2526.44

Label	Sol'n Conc.	Units	SD	%RSD	Int. (c/s)	QC Value
Ag 328.068	508.320	ppb	0.5671	0.1	36716.8	101.66405
Al 308.215	5073.71	ppb	22.6964	0.4	28725.3	101.47422
As 188.980	484.141	ppb	8.6524	1.8	331.313	96.82826
B 249.678	2564.29	ppb	18.1065	0.7	21506.5	102.57178
Ba 389.178	5037.92	ppb	23.5146	0.5	132425	100.75838
Be 313.042	498.442	ppb	3.0845	0.6	1026783	99.68846
Ca 370.602	5076	ppb	21.97	0.4	20429	101.52916
Cd 226.502	499.242	ppb	2.1121	0.4	18627.4	99.84838
Co 228.615	503.590	ppb	2.0604	0.4	6278.08	100.71794
Cr 267.716	5007.26	ppb	20.3536	0.4	227978	100.14522
Cu 324.754	5034.28	ppb	17.9306	0.4	267792	100.68552
Fe 271.441	5088.59	ppb	26.6995	0.5	8253.05	101.77171
K 766.491	9938.88	ppb	49.5353	0.5	669530	99.38879
Mg 279.078	5035.59	ppb	21.4551	0.4	10448.9	100.71182
Mn 257.610	5040.29	ppb	19.9234	0.4	1114141	100.80573
Mo 202.032	503.370	ppb	2.7826	0.6	3795.25	100.67398
Na 330.237	7539.83	ppb	227.377	3.0	367.608	100.53112
Ni 231.604	2515.41	ppb	5.5933	0.2	6174.49	100.61620
Pb 220.353	498.023	ppb	2.6476	0.5	827.433	99.60468
Sb 206.834	977.394	ppb	6.2259	0.6	1025.02	39.09574Q
Se 196.026	5034.81	ppb	28.8184	0.6	2542.44	100.69614
Sn 189.925	5123.00	ppb	68.0411	1.3	5166.36	102.46000
Sr 216.596	2509.60	ppb	10.4570	0.4	28181.5	100.38415
Ti 334.941	497.231	ppb	1.8978	0.4	156346	99.44614
Tl 190.794	5078.23	ppb	17.5352	0.3	5727.50	101.56459
V 292.401	5003.50	ppb	25.7909	0.5	147542	100.06994
Zn 206.200	2515.87	ppb	17.1871	0.7	4022.16	100.63461

E03182013.vvq. All Data Report 3/20/2013, 10:34:42 AM

Cont Calib Blank (CCB) 3/18/2013, 1:57:34 PM Rack 1, Tube 2
 Weight: 1 Volume: 1 Dilution: 1

Label	Replicates Concentration		
Ag 328.068	-0.3195u	-0.5588u	-0.3876u
Al 308.215	13.7150	16.5345	19.2132
As 188.980	-0.0960u	5.3535	2.0935
B 249.678	24.2155	22.5384	21.2529
Ba 389.178	0.9365	0.2474	0.4667
Be 313.042	0.0752	0.0589	0.0614
Ca 370.602	50.20	49.60	51.48
Cd 226.502	0.1623	0.0591	-0.0641u
Co 228.615	-0.4949u	-0.4777u	-0.1648u
Cr 267.716	0.6128	0.5785	0.4654
Cu 324.754	0.6976	-0.0433u	0.5492
Fe 271.441	-1.2033u	1.4354	7.7822
K 766.491	2.2534	1.5104	1.6826
Mg 279.078	12.5338	18.4337	22.7692
Mn 257.610	1.0419	0.9635	0.9935
Mo 202.032	0.4788	0.7005	0.4437
Na 330.237	-30.0308u	111.004	2.8673
Ni 231.604	3.6607	1.5984	2.3783
Pb 220.353	-1.6171u	0.9270	-1.2436u
Sb 206.834	-1.4338u	4.7690	1.0432
Se 196.026	-6.8076u	-0.3852u	-3.6407u
Sn 189.925	1.4238	-1.0780u	-0.5131u
Sr 216.596	0.0228	0.3703	0.4112
Ti 334.941	0.8107	0.7494	0.7666
Tl 190.794	-2.6335u	-0.6396u	0.9647
V 292.401	0.7571	0.6600	0.5221
Zn 206.200	0.5378	0.8271	-1.4946u

Label	Sol'n Conc.	Units	SD	%RSD	Int. (c/s)	QC Value
Ag 328.068	-0.4220	ppb	0.1233	29.2	-82.7929	-0.42196
Al 308.215	16.4876	ppb	2.7494	16.7	394.261	16.48757
As 188.980	2.4503	ppb	2.7422	111.9	0.2494	2.45033
B 249.678	22.6690	ppb	1.4856	6.6	219.521	22.66895
Ba 389.178	0.5502	ppb	0.3521	64.0	-7.0464	0.55023
Be 313.042	0.0651	ppb	0.0088	13.5	-110.680	0.06513
Ca 370.602	50.43	ppb	0.9618	1.9	214.2	50.42616
Cd 226.502	0.0524	ppb	0.1133	216.1	9.9609	0.05244
Co 228.615	-0.3791	ppb	0.1859	49.0	10.0713	-0.37915
Cr 267.716	0.5522	ppb	0.0771	14.0	27.0085	0.55225
Cu 324.754	0.4012	ppb	0.3920	97.7	149.949	0.40118
Fe 271.441	2.6714	ppb	4.6185	172.9	8.5699	2.67144
K 766.491	1.8154	ppb	0.3889	21.4	325.238	1.81544
Mg 279.078	17.9122	ppb	5.1376	28.7	57.4135	17.91224
Mn 257.610	0.9996	ppb	0.0395	4.0	254.319	0.99962
Mo 202.032	0.5410	ppb	0.1392	25.7	11.9509	0.54101
Na 330.237	27.9467	ppb	73.7863	264.0	1.0611	27.94672
Ni 231.604	2.5458	ppb	1.0413	40.9	4.3904	2.54581
Pb 220.353	-0.6446	ppb	1.3738	213.1	1.8114	-0.64457
Sb 206.834	1.4594	ppb	3.1223	213.9	1.8119	1.45944
Se 196.026	-3.6112	ppb	3.2113	88.9	-1.5765	-3.61117
Sn 189.925	-0.0558	ppb	1.3121	2352.6	0.4579	-0.05577
Sr 216.596	0.2681	ppb	0.2134	79.6	9.1857	0.26808
Ti 334.941	0.7756	ppb	0.0316	4.1	135.854	0.77559
Tl 190.794	-0.7695	ppb	1.8026	234.3	-1.9174	-0.76947
V 292.401	0.6464	ppb	0.1181	18.3	17.9633	0.64641
Zn 206.200	-0.0432	ppb	1.2652	2028.1	1.3516	-0.04321

E03182013.vvq. All Data Report 3/20/2013, 10:34:42 AM

MB 680-261677/1-A (Samp) **3/18/2013, 2:02:58 PM** **Rack 1, Tube 3**
Weight: 1 **Volume: 1** **Dilution: 1**

Label	Replicates Concentration		
Ag 328.068	0.0456	-0.1415u	0.2040
Al 308.215	-3.5268u	-3.5465u	-3.0301u
As 188.980	1.9338	-0.9877u	-5.8354u
B 249.678	7.6400	8.2577	7.2211
Ba 389.178	-0.9734u	0.5913	-0.7776u
Be 313.042	0.0088	0.0074	0.0053
Ca 370.602	4.492	4.390	6.507
Cd 226.502	0.0266	-0.0529u	0.0095
Co 228.615	-0.6353u	-0.0880u	0.2877
Cr 267.716	0.2274	0.1742	0.0032
Cu 324.754	0.3815	0.5903	-0.0546u
Fe 271.441	4.9708	2.5608	3.5208
K 766.491	0.8023	0.0681	0.0356
Mg 279.078	1.4922	2.5957	1.0865
Mn 257.610	0.0950	0.0880	0.0639
Mo 202.032	0.0243	0.2585	0.6694
Na 330.237	-223.967u	-86.0116u	-137.595u
Ni 231.604	1.4331	2.8943	0.7698
Pb 220.353	-4.4548u	-0.9603u	-0.6444u
Sb 206.834	-3.9707u	-3.3817u	-3.1935u
Se 196.026	-5.7037u	-1.0584u	-9.0267u
Sn 189.925	-0.2866u	0.3550	-0.6872u
Sr 216.596	0.0288	0.1192	-0.0182u
Ti 334.941	0.0406	0.0837	0.0780
Tl 190.794	1.9026	0.6561	-3.1893u
V 292.401	0.2995	0.1696	-0.1682u
Zn 206.200	-0.4066u	0.5707	0.4709

Label	Sol'n Conc.	Units	SD	%RSD	Int. (c/s)
Ag 328.068	0.0360	ppb	0.1730	480.1	-49.6019
Al 308.215	-3.3678	ppb	0.2926	8.7	282.917
As 188.980	-1.6298	ppb	3.9242	240.8	-2.5564
B 249.678	7.7063	ppb	0.5215	6.8	94.1769
Ba 389.178	-0.3866	ppb	0.8525	220.5	-31.7149
Be 313.042	0.0072	ppb	0.0018	25.0	-230.117
Ca 370.602	5.129	ppb	1.194	23.3	29.98
Cd 226.502	-0.0056	ppb	0.0418	745.2	7.8028
Co 228.615	-0.1452	ppb	0.4642	319.7	12.9653
Cr 267.716	0.1349	ppb	0.1172	86.8	8.0036
Cu 324.754	0.3057	ppb	0.3291	107.6	144.873
Fe 271.441	3.6841	ppb	1.2133	32.9	10.1951
K 766.491	0.3020	ppb	0.4336	143.6	223.317
Mg 279.078	1.7248	ppb	0.7811	45.3	23.6513
Mn 257.610	0.0823	ppb	0.0163	19.8	51.4704
Mo 202.032	0.3174	ppb	0.3266	102.9	10.2649
Na 330.237	-149.191	ppb	69.7051	46.7	-8.1450
Ni 231.604	1.6991	ppb	1.0869	64.0	2.3114
Pb 220.353	-2.0198	ppb	2.1147	104.7	-0.4650
Sb 206.834	-3.5153	ppb	0.4055	11.5	-3.1638
Se 196.026	-5.2629	ppb	4.0024	76.0	-2.4103
Sn 189.925	-0.2063	ppb	0.5257	254.8	0.3061
Sr 216.596	0.0432	ppb	0.0698	161.5	6.6738
Ti 334.941	0.0674	ppb	0.0234	34.7	-86.9967
Tl 190.794	-0.2102	ppb	2.6542	1262.6	-1.2847
V 292.401	0.1003	ppb	0.2414	240.7	1.8740
Zn 206.200	0.2117	ppb	0.5377	254.1	1.7614

E03182013.vvq. All Data Report 3/20/2013, 10:34:42 AM

LCS 680-261677/2-A (Samp) 3/18/2013, 2:08:22 PM Rack 1, Tube 4
 Weight: 1 Volume: 1 Dilution: 1

Label	Replicates Concentration		
Ag 328.068	55.0132	55.2393	55.4359
Al 308.215	5170.32	5185.02	5167.37
As 188.980	119.127	119.131	116.617
B 249.678	220.823	222.967	222.209
Ba 389.178	107.344	108.325	108.554
Be 313.042	54.7817	54.9271	54.6638
Ca 370.602	5239	5256	5218
Cd 226.502	54.4822	54.4407	54.4405
Co 228.615	53.6421	54.7955	53.3602
Cr 267.716	108.703	109.273	108.502
Cu 324.754	109.175	109.119	108.313
Fe 271.441	5330.46	5382.66	5360.34
K 766.491	5550.70	5576.89	5508.59
Mg 279.078	5365.56	5372.84	5351.28
Mn 257.610	554.068	556.127	552.712
Mo 202.032	107.493	107.973	106.782
Na 330.237	4729.64	4576.55	4759.71
Ni 231.604	109.143	109.280	107.387
Pb 220.353	55.4996	53.0546	50.8351
Sb 206.834	57.5223	52.7193	59.8129
Se 196.026	106.326	104.516	105.586
Sn 189.925	107.515	108.608	106.629
Sr 216.596	109.373	109.353	109.688
Ti 334.941	108.961	109.038	108.485
Tl 190.794	45.4990	45.7111	43.4571
V 292.401	109.253	109.437	108.831
Zn 206.200	107.643	109.452	110.893

Label	Sol'n Conc.	Units	SD	%RSD	Int. (c/s)
Ag 328.068	55.2295	ppb	0.2116	0.4	3947.02
Al 308.215	5174.24	ppb	9.4521	0.2	29323.5
As 188.980	118.292	ppb	1.4503	1.2	79.8798
B 249.678	222.000	ppb	1.0871	0.5	1884.83
Ba 389.178	108.074	ppb	0.6427	0.6	2844.31
Be 313.042	54.7909	ppb	0.1319	0.2	112660
Ca 370.602	5238	ppb	18.74	0.4	20751
Cd 226.502	54.4545	ppb	0.0240	0.0	2049.93
Co 228.615	53.9326	ppb	0.7605	1.4	683.852
Cr 267.716	108.826	ppb	0.3999	0.4	4959.53
Cu 324.754	108.869	ppb	0.4819	0.4	5921.42
Fe 271.441	5357.82	ppb	26.1906	0.5	8575.16
K 766.491	5545.40	ppb	34.4592	0.6	373654
Mg 279.078	5363.23	ppb	10.9697	0.2	11203.7
Mn 257.610	554.302	ppb	1.7195	0.3	122598
Mo 202.032	107.416	ppb	0.5990	0.6	817.730
Na 330.237	4688.63	ppb	98.2282	2.1	240.167
Ni 231.604	108.603	ppb	1.0555	1.0	264.907
Pb 220.353	53.1298	ppb	2.3332	4.4	90.6631
Sb 206.834	56.6848	ppb	3.6202	6.4	57.2438
Se 196.026	105.476	ppb	0.9101	0.9	53.6475
Sn 189.925	107.584	ppb	0.9911	0.9	109.003
Sr 216.596	109.472	ppb	0.1877	0.2	1234.80
Ti 334.941	108.828	ppb	0.2994	0.3	34156.8
Tl 190.794	44.8890	ppb	1.2447	2.8	48.2159
V 292.401	109.173	ppb	0.3107	0.3	3199.74
Zn 206.200	109.329	ppb	1.6286	1.5	176.485

E03182013.vvq. All Data Report 3/20/2013, 10:34:42 AM

680-87961-A-1-D (Samp) **3/18/2013, 2:13:47 PM** **Rack 1, Tube 5**
Weight: 1 **Volume: 1** **Dilution: 1**

Label	Replicates Concentration		
Ag 328.068	1.7935	2.2718	2.0535
Al 308.215	49.3049	48.3507	46.6151
As 188.980	12.5061	8.6894	11.1307
B 249.678	25.4056	25.3642	25.8014
Ba 389.178	0.5792	0.3770	0.5753
Be 313.042	0.2476	0.2528	0.2502
Ca 370.602	56.47	60.68	51.48
Cd 226.502	5.3127	5.3068	5.5346
Co 228.615	5.5628	4.0234	5.5195
Cr 267.716	5.3883	4.9914	5.0403
Cu 324.754	4.7168	5.2157	5.5230
Fe 271.441	58.5333	51.9814	52.1769
K 766.491	110.085	109.230	110.734
Mg 279.078	53.4983	51.2788	55.3336
Mn 257.610	1.4697	1.4156	1.4147
Mo 202.032	5.2180	5.3523	5.7033
Na 330.237	1113.38	811.433	978.152
Ni 231.604	6.2900	6.6612	5.5228
Pb 220.353	2.2586	5.1320	4.4132
Sb 206.834	11.6348	9.8326	12.9453
Se 196.026	5.9421	12.2889	15.8838
Sn 189.925	9.9645	8.1835	7.3019
Sr 216.596	2.3645	2.1287	1.8629
Ti 334.941	2.7456	2.7441	2.7590
Tl 190.794	8.8638	8.7501	11.8348
V 292.401	3.2231	3.0327	3.6106
Zn 206.200	4.4930	6.6392	4.4437

Label	Sol'n Conc.	Units	SD	%RSD	Int. (c/s)
Ag 328.068	2.0396	ppb	0.2394	11.7	95.4883
Al 308.215	48.0902	ppb	1.3637	2.8	571.960
As 188.980	10.7754	ppb	1.9330	17.9	5.9718
B 249.678	25.5238	ppb	0.2414	0.9	243.393
Ba 389.178	0.5105	ppb	0.1156	22.7	-7.8715
Be 313.042	0.2502	ppb	0.0026	1.0	269.732
Ca 370.602	56.21	ppb	4.605	8.2	232.8
Cd 226.502	5.3847	ppb	0.1298	2.4	208.816
Co 228.615	5.0352	ppb	0.8766	17.4	77.2199
Cr 267.716	5.1400	ppb	0.2164	4.2	235.873
Cu 324.754	5.1518	ppb	0.4069	7.9	402.682
Fe 271.441	54.2305	ppb	3.7276	6.9	91.7761
K 766.491	110.016	ppb	0.7545	0.7	7611.97
Mg 279.078	53.3702	ppb	2.0305	3.8	131.407
Mn 257.610	1.4333	ppb	0.0315	2.2	350.524
Mo 202.032	5.4245	ppb	0.2506	4.6	48.7847
Na 330.237	967.654	ppb	151.245	15.6	49.8629
Ni 231.604	6.1580	ppb	0.5806	9.4	13.2607
Pb 220.353	3.9346	ppb	1.4953	38.0	9.3848
Sb 206.834	11.4709	ppb	1.5628	13.6	11.8188
Se 196.026	11.3716	ppb	5.0339	44.3	5.9852
Sn 189.925	8.4833	ppb	1.3564	16.0	9.0688
Sr 216.596	2.1187	ppb	0.2509	11.8	29.8007
Ti 334.941	2.7496	ppb	0.0082	0.3	756.970
Tl 190.794	9.8163	ppb	1.7491	17.8	10.0330
V 292.401	3.2888	ppb	0.2945	9.0	94.8993
Zn 206.200	5.1920	ppb	1.2536	24.1	9.7358

E03182013.wvq. All Data Report 3/20/2013, 10:34:42 AM

680-87961-A-2-D (Samp) **3/18/2013, 2:19:12 PM** **Rack 1, Tube 6****Weight: 1****Volume: 1****Dilution: 1**

Label	Replicates Concentration		
Ag 328.068	2.1765	2.3112	2.3658
Al 308.215	50.7149	49.2571	48.7222
As 188.980	13.5338	9.2989	17.4797
B 249.678	25.3039	23.8553	24.5652
Ba 389.178	0.4800	1.1095	0.7110
Be 313.042	0.2500	0.2574	0.2528
Ca 370.602	52.61	54.94	54.84
Cd 226.502	5.3043	5.4147	5.1561
Co 228.615	5.5924	5.2196	4.7840
Cr 267.716	5.3977	5.4845	5.3648
Cu 324.754	4.7753	5.4984	5.5598
Fe 271.441	50.3680	49.8668	48.2612
K 766.491	109.749	110.558	110.310
Mg 279.078	50.9063	50.4656	50.4966
Mn 257.610	1.4851	1.4708	1.4802
Mo 202.032	5.6656	5.7757	4.7407
Na 330.237	1135.76	982.281	977.085
Ni 231.604	7.4373	6.1157	5.4092
Pb 220.353	2.9918	3.5432	2.9665
Sb 206.834	12.5914	9.4298	18.1311
Se 196.026	7.2685	15.5248	13.2279
Sn 189.925	10.2138	10.3880	10.6538
Sr 216.596	2.0528	2.0501	1.7182
Ti 334.941	2.7425	2.7657	2.6727
Tl 190.794	9.8258	10.1626	11.8650
V 292.401	2.9748	3.1538	2.8835
Zn 206.200	3.9867	5.3648	5.5985

Label	Sol'n Conc.	Units	SD	%RSD	Int. (c/s)
Ag 328.068	2.2845	ppb	0.0975	4.3	113.224
Al 308.215	49.5647	ppb	1.0314	2.1	580.280
As 188.980	13.4374	ppb	4.0912	30.4	7.8020
B 249.678	24.5748	ppb	0.7244	2.9	235.445
Ba 389.178	0.7668	ppb	0.3185	41.5	-1.1426
Be 313.042	0.2534	ppb	0.0037	1.5	276.299
Ca 370.602	54.13	ppb	1.319	2.4	224.6
Cd 226.502	5.2917	ppb	0.1298	2.5	205.346
Co 228.615	5.1987	ppb	0.4046	7.8	79.2373
Cr 267.716	5.4157	ppb	0.0618	1.1	248.427
Cu 324.754	5.2778	ppb	0.4363	8.3	409.397
Fe 271.441	49.4987	ppb	1.1006	2.2	84.2065
K 766.491	110.206	ppb	0.4144	0.4	7624.70
Mg 279.078	50.6228	ppb	0.2460	0.5	125.672
Mn 257.610	1.4787	ppb	0.0072	0.5	360.537
Mo 202.032	5.3940	ppb	0.5684	10.5	48.5552
Na 330.237	1031.71	ppb	90.1457	8.7	53.1975
Ni 231.604	6.3208	ppb	1.0295	16.3	13.6603
Pb 220.353	3.1672	ppb	0.3259	10.3	8.1135
Sb 206.834	13.3841	ppb	4.4045	32.9	13.7280
Se 196.026	12.0071	ppb	4.2614	35.5	6.3059
Sn 189.925	10.4185	ppb	0.2216	2.1	11.0202
Sr 216.596	1.9404	ppb	0.1924	9.9	27.7792
Ti 334.941	2.7269	ppb	0.0484	1.8	749.840
Tl 190.794	10.6178	ppb	1.0932	10.3	10.9379
V 292.401	3.0040	ppb	0.1375	4.6	86.3952
Zn 206.200	4.9833	ppb	0.8710	17.5	9.4008

E03182013.wvq. All Data Report 3/20/2013, 10:34:42 AM

680-87961-A-3-D (Samp) **3/18/2013, 2:24:37 PM** **Rack 1, Tube 7**
Weight: 1 **Volume: 1** **Dilution: 1**

Label	Replicates Concentration		
Ag 328.068	2.2447	2.5080	2.1628
Al 308.215	46.8603	48.0258	49.7380
As 188.980	11.5574	13.3151	12.6013
B 249.678	23.7070	23.4150	23.0540
Ba 389.178	0.3474	0.6827	0.1660
Be 313.042	0.2556	0.2482	0.2434
Ca 370.602	58.30	49.03	53.29
Cd 226.502	5.4050	5.0180	5.3578
Co 228.615	5.1740	5.3166	5.0168
Cr 267.716	5.1281	5.1585	5.4864
Cu 324.754	5.4252	5.1544	5.2810
Fe 271.441	60.2141	51.0849	45.9909
K 766.491	108.408	108.269	109.662
Mg 279.078	53.1517	49.3112	56.2968
Mn 257.610	1.3211	1.3317	1.3356
Mo 202.032	5.6786	4.7807	5.3650
Na 330.237	1079.59	1110.72	899.188
Ni 231.604	6.8875	5.5626	5.2705
Pb 220.353	5.7999	4.7743	2.3883
Sb 206.834	9.6683	10.0275	13.5236
Se 196.026	8.2045	16.3969	8.9109
Sn 189.925	7.5808	11.1413	8.7190
Sr 216.596	2.0825	2.2700	2.0685
Ti 334.941	2.7112	2.6934	2.7585
Tl 190.794	9.6968	9.4997	11.5964
V 292.401	3.0564	3.6737	3.2901
Zn 206.200	6.0814	4.1632	6.0549

Label	Sol'n Conc.	Units	SD	%RSD	Int. (c/s)
Ag 328.068	2.3052	ppb	0.1804	7.8	114.709
Al 308.215	48.2080	ppb	1.4475	3.0	572.652
As 188.980	12.4913	ppb	0.8840	7.1	7.1515
B 249.678	23.3920	ppb	0.3271	1.4	225.537
Ba 389.178	0.3987	ppb	0.2621	65.7	-10.8143
Be 313.042	0.2491	ppb	0.0061	2.5	267.388
Ca 370.602	53.54	ppb	4.640	8.7	222.2
Cd 226.502	5.2603	ppb	0.2111	4.0	204.174
Co 228.615	5.1691	ppb	0.1500	2.9	78.8732
Cr 267.716	5.2577	ppb	0.1987	3.8	241.229
Cu 324.754	5.2869	ppb	0.1355	2.6	409.869
Fe 271.441	52.4300	ppb	7.2064	13.7	88.8979
K 766.491	108.780	ppb	0.7669	0.7	7528.67
Mg 279.078	52.9199	ppb	3.4986	6.6	130.469
Mn 257.610	1.3295	ppb	0.0075	0.6	327.559
Mo 202.032	5.2747	ppb	0.4557	8.6	47.6547
Na 330.237	1029.83	ppb	114.208	11.1	53.0969
Ni 231.604	5.9069	ppb	0.8617	14.6	12.6441
Pb 220.353	4.3208	ppb	1.7504	40.5	10.0240
Sb 206.834	11.0731	ppb	2.1298	19.2	11.4177
Se 196.026	11.1708	ppb	4.5397	40.6	5.8838
Sn 189.925	9.1470	ppb	1.8185	19.9	9.7381
Sr 216.596	2.1403	ppb	0.1125	5.3	30.0322
Ti 334.941	2.7211	ppb	0.0336	1.2	747.999
Tl 190.794	10.2643	ppb	1.1578	11.3	10.5393
V 292.401	3.3401	ppb	0.3117	9.3	96.3615
Zn 206.200	5.4332	ppb	1.0999	20.2	10.1227

E03182013.vvq. All Data Report 3/20/2013, 10:34:42 AM

680-87961-A-4-D (Samp) **3/18/2013, 2:30:02 PM** **Rack 1, Tube 8**
Weight: 1 **Volume: 1** **Dilution: 1**

Label	Replicates Concentration		
Ag 328.068	1.6957	2.3611	2.7142
Al 308.215	48.4626	48.7483	46.2304
As 188.980	8.0412	15.0439	5.5085
B 249.678	22.9437	22.2899	23.8388
Ba 389.178	0.9703	1.6227	1.0913
Be 313.042	0.2442	0.2352	0.2520
Ca 370.602	50.77	53.00	51.19
Cd 226.502	5.2418	5.1990	5.1853
Co 228.615	5.6141	4.5879	4.6042
Cr 267.716	5.5887	5.1066	5.1967
Cu 324.754	4.9656	4.7371	5.4717
Fe 271.441	52.9254	59.1112	43.1027
K 766.491	108.405	107.359	108.307
Mg 279.078	50.5494	51.4303	54.1807
Mn 257.610	1.3645	1.3389	1.4103
Mo 202.032	5.0014	4.8167	5.6471
Na 330.237	842.524	1095.56	996.720
Ni 231.604	6.3287	5.5280	4.7587
Pb 220.353	1.9772	2.9684	6.1766
Sb 206.834	11.1485	12.3093	9.5309
Se 196.026	2.9299	9.9787	12.9937
Sn 189.925	7.8500	11.1021	10.5351
Sr 216.596	2.2382	2.2846	2.4304
Ti 334.941	2.6378	2.6011	2.6258
Tl 190.794	10.6312	10.6730	10.3203
V 292.401	2.8953	3.1062	3.2591
Zn 206.200	5.9035	4.8511	5.7550

Label	Sol'n Conc.	Units	SD	%RSD	Int. (c/s)
Ag 328.068	2.2570	ppb	0.5172	22.9	111.210
Al 308.215	47.8137	ppb	1.3787	2.9	570.410
As 188.980	9.5312	ppb	4.9392	51.8	5.1163
B 249.678	23.0242	ppb	0.7776	3.4	222.457
Ba 389.178	1.2281	ppb	0.3471	28.3	10.9771
Be 313.042	0.2438	ppb	0.0084	3.4	256.641
Ca 370.602	51.65	ppb	1.186	2.3	214.7
Cd 226.502	5.2087	ppb	0.0295	0.6	202.248
Co 228.615	4.9354	ppb	0.5878	11.9	75.9762
Cr 267.716	5.2974	ppb	0.2563	4.8	243.038
Cu 324.754	5.0581	ppb	0.3759	7.4	397.701
Fe 271.441	51.7131	ppb	8.0728	15.6	87.7547
K 766.491	108.023	ppb	0.5779	0.5	7477.75
Mg 279.078	52.0535	ppb	1.8942	3.6	128.660
Mn 257.610	1.3712	ppb	0.0362	2.6	336.778
Mo 202.032	5.1551	ppb	0.4360	8.5	46.7527
Na 330.237	978.268	ppb	127.522	13.0	50.4194
Ni 231.604	5.5385	ppb	0.7851	14.2	11.7394
Pb 220.353	3.7074	ppb	2.1951	59.2	9.0086
Sb 206.834	10.9962	ppb	1.3955	12.7	11.3444
Se 196.026	8.6341	ppb	5.1649	59.8	4.6036
Sn 189.925	9.8291	ppb	1.7372	17.7	10.4258
Sr 216.596	2.3177	ppb	0.1003	4.3	32.0500
Ti 334.941	2.6216	ppb	0.0187	0.7	716.711
Tl 190.794	10.5415	ppb	0.1927	1.8	10.8524
V 292.401	3.0869	ppb	0.1827	5.9	88.9327
Zn 206.200	5.5032	ppb	0.5696	10.4	10.2351

E03182013.vvq. All Data Report 3/20/2013, 10:34:42 AM

680-87961-A-5-D (Samp) 3/18/2013, 2:35:28 PM Rack 1, Tube 9

Weight: 1

Volume: 1

Dilution: 1

Label	Replicates Concentration		
Ag 328.068	2.1425	1.9087	2.5060
Al 308.215	48.3292	50.9943	53.1312
As 188.980	11.4399	7.6472	7.6094
B 249.678	22.8802	22.4939	22.7928
Ba 389.178	1.3855	0.9378	0.4619
Be 313.042	0.2407	0.2477	0.2468
Ca 370.602	54.18	51.45	54.48
Cd 226.502	5.2384	5.1207	5.3166
Co 228.615	5.1261	4.8788	5.4042
Cr 267.716	5.1287	5.2029	5.2484
Cu 324.754	5.6949	4.9998	6.0396
Fe 271.441	50.1313	47.2759	53.9744
K 766.491	108.777	108.082	108.816
Mg 279.078	48.0480	53.3809	55.3061
Mn 257.610	1.4424	1.4522	1.4515
Mo 202.032	5.2188	4.6237	4.8278
Na 330.237	1167.84	1042.85	1003.24
Ni 231.604	6.3703	4.5984	4.1536
Pb 220.353	5.7962	3.4046	4.7416
Sb 206.834	2.4626	10.8686	7.5053
Se 196.026	10.4139	7.5121	4.6877
Sn 189.925	7.2945	12.5703	11.8537
Sr 216.596	2.0361	1.7294	1.9223
Ti 334.941	2.6751	2.6951	2.7159
Tl 190.794	12.3266	10.9971	9.2064
V 292.401	2.8941	2.8055	3.0761
Zn 206.200	5.6125	5.3555	4.5406

Label	Sol'n Conc.	Units	SD	%RSD	Int. (c/s)
Ag 328.068	2.1858	ppb	0.3010	13.8	106.063
Al 308.215	50.8182	ppb	2.4059	4.7	587.225
As 188.980	8.8988	ppb	2.2007	24.7	4.6816
B 249.678	22.7223	ppb	0.2026	0.9	219.929
Ba 389.178	0.9284	ppb	0.4619	49.8	3.0998
Be 313.042	0.2451	ppb	0.0038	1.6	259.264
Ca 370.602	53.37	ppb	1.673	3.1	221.7
Cd 226.502	5.2252	ppb	0.0986	1.9	202.863
Co 228.615	5.1364	ppb	0.2628	5.1	78.4840
Cr 267.716	5.1933	ppb	0.0604	1.2	238.303
Cu 324.754	5.5781	ppb	0.5297	9.5	425.345
Fe 271.441	50.4605	ppb	3.3614	6.7	85.7174
K 766.491	108.558	ppb	0.4132	0.4	7513.78
Mg 279.078	52.2450	ppb	3.7600	7.2	129.057
Mn 257.610	1.4487	ppb	0.0055	0.4	353.908
Mo 202.032	4.8901	ppb	0.3024	6.2	44.7539
Na 330.237	1071.31	ppb	85.9127	8.0	55.2541
Ni 231.604	5.0408	ppb	1.1727	23.3	10.5174
Pb 220.353	4.6475	ppb	1.1985	25.8	10.5656
Sb 206.834	6.9455	ppb	4.2309	60.9	7.2958
Se 196.026	7.5379	ppb	2.8632	38.0	4.0504
Sn 189.925	10.5728	ppb	2.8616	27.1	11.1758
Sr 216.596	1.8959	ppb	0.1551	8.2	27.3274
Ti 334.941	2.6954	ppb	0.0204	0.8	739.923
Tl 190.794	10.8434	ppb	1.5658	14.4	11.1931
V 292.401	2.9252	ppb	0.1380	4.7	84.2054
Zn 206.200	5.1695	ppb	0.5597	10.8	9.6997

E03182013.vvq. All Data Report 3/20/2013, 10:34:42 AM

680-87961-A-6-D (Samp) **3/18/2013, 2:40:54 PM** **Rack 1, Tube 10****Weight: 1****Volume: 1****Dilution: 1**

Label	Replicates Concentration		
Ag 328.068	2.1416	2.3314	2.2951
Al 308.215	52.4331	50.6057	50.3404
As 188.980	6.5487	11.2550	12.1276
B 249.678	22.3313	22.7458	22.2549
Ba 389.178	1.9105	0.1769	1.0901
Be 313.042	0.2409	0.2484	0.2407
Ca 370.602	52.80	55.44	51.00
Cd 226.502	5.2098	5.4222	5.2075
Co 228.615	4.8512	6.1340	5.1225
Cr 267.716	5.1742	4.9535	4.9943
Cu 324.754	5.2361	5.6425	5.5820
Fe 271.441	56.2019	58.3496	50.1717
K 766.491	108.846	108.539	107.599
Mg 279.078	51.7742	51.1561	51.7053
Mn 257.610	1.4167	1.4021	1.3481
Mo 202.032	5.1010	5.2987	5.0914
Na 330.237	822.297	1201.61	939.761
Ni 231.604	6.5155	6.0190	5.8155
Pb 220.353	3.6126	1.8965	2.2644
Sb 206.834	7.8671	9.3942	7.5750
Se 196.026	6.0755	16.7862	8.0764
Sn 189.925	11.0375	8.9732	8.7295
Sr 216.596	2.1076	1.7721	1.5619
Ti 334.941	2.7199	2.6343	2.6334
Tl 190.794	11.4971	14.1381	9.4546
V 292.401	2.7893	3.1523	3.0049
Zn 206.200	5.3903	5.6425	7.3073

Label	Sol'n Conc.	Units	SD	%RSD	Int. (c/s)
Ag 328.068	2.2560	ppb	0.1007	4.5	111.171
Al 308.215	51.1264	ppb	1.1394	2.2	588.984
As 188.980	9.9771	ppb	3.0010	30.1	5.4229
B 249.678	22.4440	ppb	0.2641	1.2	217.591
Ba 389.178	1.0591	ppb	0.8672	81.9	6.5456
Be 313.042	0.2434	ppb	0.0044	1.8	255.694
Ca 370.602	53.08	ppb	2.231	4.2	219.8
Cd 226.502	5.2798	ppb	0.1233	2.3	204.915
Co 228.615	5.3692	ppb	0.6761	12.6	81.3635
Cr 267.716	5.0407	ppb	0.1174	2.3	231.351
Cu 324.754	5.4869	ppb	0.2193	4.0	420.502
Fe 271.441	54.9077	ppb	4.2398	7.7	92.7966
K 766.491	108.328	ppb	0.6497	0.6	7498.24
Mg 279.078	51.5452	ppb	0.3387	0.7	127.599
Mn 257.610	1.3890	ppb	0.0361	2.6	340.713
Mo 202.032	5.1637	ppb	0.1170	2.3	46.8174
Na 330.237	987.889	ppb	194.181	19.7	50.9065
Ni 231.604	6.1167	ppb	0.3601	5.9	13.1592
Pb 220.353	2.5912	ppb	0.9035	34.9	7.1604
Sb 206.834	8.2788	ppb	0.9770	11.8	8.6243
Se 196.026	10.3127	ppb	5.6948	55.2	5.4508
Sn 189.925	9.5800	ppb	1.2680	13.2	10.1747
Sr 216.596	1.8139	ppb	0.2752	15.2	26.3700
Ti 334.941	2.6625	ppb	0.0497	1.9	729.580
Tl 190.794	11.6966	ppb	2.3481	20.1	12.1557
V 292.401	2.9822	ppb	0.1826	6.1	85.8541
Zn 206.200	6.1134	ppb	1.0416	17.0	312.148

E03182013.wvq. All Data Report 3/20/2013, 10:34:42 AM

680-87961-A-7-D (Samp) **3/18/2013, 2:46:21 PM** **Rack 1, Tube 11**
Weight: 1 **Volume: 1** **Dilution: 1**

Label	Replicates Concentration		
Ag 328.068	2.7548	1.5306	2.0365
Al 308.215	49.5662	48.8958	49.9248
As 188.980	9.9879	11.5674	17.6715
B 249.678	22.9903	22.2215	21.8509
Ba 389.178	0.9094	0.7551	0.3299
Be 313.042	0.2488	0.2442	0.2574
Ca 370.602	55.61	62.93	56.34
Cd 226.502	5.2993	5.1616	5.2237
Co 228.615	4.7495	4.6975	4.5383
Cr 267.716	5.5816	5.3426	5.2679
Cu 324.754	5.5289	5.2394	4.6956
Fe 271.441	58.0066	54.2685	54.0672
K 766.491	108.273	107.864	108.521
Mg 279.078	53.4963	54.5325	52.3441
Mn 257.610	1.3283	1.2940	1.3056
Mo 202.032	5.4687	5.2426	6.1685
Na 330.237	913.062	797.916	789.318
Ni 231.604	7.0166	5.8185	5.2980
Pb 220.353	1.9889	4.0591	2.9299
Sb 206.834	11.6188	13.1434	6.3348
Se 196.026	0.4955	3.1560	2.2537
Sn 189.925	10.1097	11.0222	10.4272
Sr 216.596	1.8989	2.2645	1.7398
Ti 334.941	2.6919	2.6998	2.6729
Tl 190.794	9.4579	8.2922	12.1400
V 292.401	3.4302	3.3488	3.1468
Zn 206.200	5.6191	4.6558	5.3376

Label	Sol'n Conc.	Units	SD	%RSD	Int. (c/s)
Ag 328.068	2.1073	ppb	0.6151	29.2	100.393
Al 308.215	49.4623	ppb	0.5223	1.1	579.716
As 188.980	13.0756	ppb	4.0578	31.0	7.5532
B 249.678	22.3542	ppb	0.5812	2.6	216.840
Ba 389.178	0.6648	ppb	0.3001	45.1	-3.8113
Be 313.042	0.2501	ppb	0.0067	2.7	269.578
Ca 370.602	58.29	ppb	4.032	6.9	241.1
Cd 226.502	5.2282	ppb	0.0690	1.3	202.988
Co 228.615	4.6618	ppb	0.1101	2.4	72.5602
Cr 267.716	5.3974	ppb	0.1639	3.0	247.590
Cu 324.754	5.1546	ppb	0.4230	8.2	402.846
Fe 271.441	55.4474	ppb	2.2186	4.0	93.6940
K 766.491	108.219	ppb	0.3317	0.3	7490.95
Mg 279.078	53.4576	ppb	1.0948	2.0	131.591
Mn 257.610	1.3093	ppb	0.0175	1.3	323.117
Mo 202.032	5.6266	ppb	0.4827	8.6	50.3094
Na 330.237	833.432	ppb	69.0956	8.3	42.8862
Ni 231.604	6.0444	ppb	0.8813	14.6	12.9817
Pb 220.353	2.9926	ppb	1.0365	34.6	7.8243
Sb 206.834	10.3657	ppb	3.5731	34.5	10.7090
Se 196.026	1.9684	ppb	1.3530	68.7	1.2397
Sn 189.925	10.5197	ppb	0.4632	4.4	11.1222
Sr 216.596	1.9678	ppb	0.2690	13.7	28.0868
Ti 334.941	2.6882	ppb	0.0138	0.5	737.665
Tl 190.794	9.9634	ppb	1.9731	19.8	10.1988
V 292.401	3.3086	ppb	0.1459	4.4	95.3702
Zn 206.200	5.2042	ppb	0.4953	9.5	97.548

E03182013.wvq. All Data Report 3/20/2013, 10:34:42 AM

680-87961-A-8-D (Samp) **3/18/2013, 2:51:47 PM** **Rack 1, Tube 12****Weight: 1****Volume: 1****Dilution: 1**

Label	Replicates Concentration		
Ag 328.068	1.5806	2.2123	2.1924
Al 308.215	46.6207	48.9750	51.1402
As 188.980	11.4660	11.0589	6.9424
B 249.678	21.7072	21.3901	21.6718
Ba 389.178	0.4481	0.8009	1.0485
Be 313.042	0.2323	0.2324	0.2417
Ca 370.602	52.94	55.97	59.34
Cd 226.502	5.0891	4.9308	5.2695
Co 228.615	5.1182	4.7328	4.9832
Cr 267.716	5.1322	4.9977	5.2878
Cu 324.754	4.6899	5.1499	5.2270
Fe 271.441	55.7243	50.0207	48.6860
K 766.491	103.666	104.529	108.587
Mg 279.078	44.7879	52.4694	48.2515
Mn 257.610	1.4047	1.4172	1.4556
Mo 202.032	4.5850	5.8986	4.7269
Na 330.237	966.201	1088.61	936.418
Ni 231.604	3.7636	5.8501	6.0455
Pb 220.353	4.6004	3.6196	3.4902
Sb 206.834	2.9214	12.7194	9.7243
Se 196.026	13.0540	8.2408	4.2613
Sn 189.925	7.1017	9.0069	8.9570
Sr 216.596	1.5768	2.3795	2.3314
Ti 334.941	2.6099	2.6383	2.6687
Tl 190.794	11.6613	9.2695	7.8410
V 292.401	3.2237	2.8795	2.9867
Zn 206.200	5.6508	6.4692	4.6420

Label	Sol'n Conc.	Units	SD	%RSD	Int. (c/s)
Ag 328.068	1.9951	ppb	0.3591	18.0	92.2493
Al 308.215	48.9120	ppb	2.2604	4.6	576.556
As 188.980	9.8224	ppb	2.5025	25.5	5.3166
B 249.678	21.5897	ppb	0.1738	0.8	210.439
Ba 389.178	0.7658	ppb	0.3018	39.4	-1.1821
Be 313.042	0.2355	ppb	0.0054	2.3	239.487
Ca 370.602	56.08	ppb	3.201	5.7	232.6
Cd 226.502	5.0965	ppb	0.1695	3.3	198.067
Co 228.615	4.9447	ppb	0.1956	4.0	76.0955
Cr 267.716	5.1392	ppb	0.1452	2.8	235.839
Cu 324.754	5.0222	ppb	0.2904	5.8	395.790
Fe 271.441	51.4770	ppb	3.7383	7.3	87.3125
K 766.491	105.594	ppb	2.6273	2.5	7314.14
Mg 279.078	48.5029	ppb	3.8469	7.9	121.249
Mn 257.610	1.4258	ppb	0.0265	1.9	348.833
Mo 202.032	5.0702	ppb	0.7210	14.2	46.1121
Na 330.237	997.076	ppb	80.6563	8.1	51.3953
Ni 231.604	5.2197	ppb	1.2648	24.2	10.9568
Pb 220.353	3.9034	ppb	0.6071	15.6	9.3334
Sb 206.834	8.4550	ppb	5.0208	59.4	8.8018
Se 196.026	8.5187	ppb	4.4029	51.7	4.5454
Sn 189.925	8.3552	ppb	1.0858	13.0	8.9396
Sr 216.596	2.0959	ppb	0.4502	21.5	29.5600
Ti 334.941	2.6390	ppb	0.0294	1.1	722.155
Tl 190.794	9.5906	ppb	1.9303	20.1	9.7781
V 292.401	3.0300	ppb	0.1761	5.8	87.2821
Zn 206.200	5.5873	ppb	0.9153	16.4	10.3706

E03182013.vvq. All Data Report 3/20/2013, 10:34:42 AM

Cont Calib Verif (CCV) 3/18/2013, 2:57:12 PM Rack 1, Tube 13
 Weight: 1 Volume: 1 Dilution: 1

Label	Replicates Concentration		
Ag 328.068	502.179	496.945	505.409
Al 308.215	5038.41	4977.46	5046.54
As 188.980	479.728	478.198	482.824
B 249.678	2514.09	2528.00	2554.64
Ba 389.178	4995.78	4989.28	5021.77
Be 313.042	495.391	494.766	496.976
Ca 370.602	4994	4994	5018
Cd 226.502	497.916	497.146	499.356
Co 228.615	498.489	496.854	497.715
Cr 267.716	4976.62	4975.43	4992.80
Cu 324.754	4887.65	5033.73	4999.34
Fe 271.441	5020.37	5017.80	5053.65
K 766.491	9827.33	9824.76	9822.02
Mg 279.078	4955.72	4948.01	4958.50
Mn 257.610	5008.53	4989.74	5025.14
Mo 202.032	504.730	500.826	504.182
Na 330.237	7383.35	7078.92	7218.93
Ni 231.604	2504.70	2495.59	2509.24
Pb 220.353	496.637	492.484	496.613
Sb 206.834	952.314	951.854	957.227
Se 196.026	5010.63	5005.69	5023.86
Sn 189.925	5107.16	5106.23	5098.02
Sr 216.596	2501.04	2496.64	2510.85
Ti 334.941	492.704	491.745	494.269
Tl 190.794	5028.85	5016.34	5046.45
V 292.401	4953.68	4948.31	4972.23
Zn 206.200	2493.07	2476.93	2503.49

Label	Sol'n Conc.	Units	SD	%RSD	Int. (c/s)	QC Value
Ag 328.068	501.511	ppb	4.2709	0.9	36224.0	100.30216
Al 308.215	5020.80	ppb	37.7574	0.8	28429.1	100.41605
As 188.980	480.250	ppb	2.3564	0.5	328.638	96.05001
B 249.678	2532.24	ppb	20.6021	0.8	21238.0	101.28970
Ba 389.178	5002.28	ppb	17.1909	0.3	131488	100.04552
Be 313.042	495.711	ppb	1.1392	0.2	1021156	99.14219
Ca 370.602	5002	ppb	13.81	0.3	20131	100.04447
Cd 226.502	498.140	ppb	1.1214	0.2	18586.2	99.62791
Co 228.615	497.686	ppb	0.8176	0.2	6204.71	99.53722
Cr 267.716	4981.62	ppb	9.7049	0.2	226811	99.63233
Cu 324.754	4973.57	ppb	76.3708	1.5	264564	99.47147
Fe 271.441	5030.61	ppb	19.9982	0.4	8159.62	100.61214
K 766.491	9824.70	ppb	2.6562	0.0	661841	98.24702
Mg 279.078	4954.08	ppb	5.4353	0.1	10279.4	99.08157
Mn 257.610	5007.80	ppb	17.7100	0.4	1106960	100.15607
Mo 202.032	503.246	ppb	2.1138	0.4	3794.41	100.64924
Na 330.237	7227.06	ppb	152.377	2.1	351.549	96.36084
Ni 231.604	2503.18	ppb	6.9481	0.3	6144.46	100.12709
Pb 220.353	495.245	ppb	2.3910	0.5	822.832	99.04893
Sb 206.834	953.798	ppb	2.9780	0.3	1001.07	38.15193Q
Se 196.026	5013.39	ppb	9.3932	0.2	2531.62	100.26785
Sn 189.925	5103.80	ppb	5.0327	0.1	5147.00	102.07607
Sr 216.596	2502.84	ppb	7.2762	0.3	28105.7	100.11380
Ti 334.941	492.906	ppb	1.2739	0.3	154985	98.58116
Tl 190.794	5030.55	ppb	15.1273	0.3	5673.70	100.61099
V 292.401	4958.07	ppb	12.5504	0.3	146202	99.16144
Zn 206.200	2491.16	ppb	13.3897	0.5	3982.64	99.64646

E03182013.vvq. All Data Report 3/20/2013, 10:34:42 AM

Cont Calib Blank (CCB) 3/18/2013, 3:02:36 PM Rack 1, Tube 14
 Weight: 1 Volume: 1 Dilution: 1

Label	Replicates Concentration		
Ag 328.068	-0.6515u	0.2451	-0.5683u
Al 308.215	-3.0553u	-3.8657u	-3.6765u
As 188.980	-0.2452u	-0.8965u	0.8527
B 249.678	23.6816	20.7924	18.6930
Ba 389.178	0.5414	0.7635	0.1913
Be 313.042	0.0530	0.0553	0.0617
Ca 370.602	-1.864u	0.5996	0.9711
Cd 226.502	-0.1685u	0.1626	0.0217
Co 228.615	-1.0840u	-0.1136u	-0.6739u
Cr 267.716	0.6852	0.6320	0.5390
Cu 324.754	1.2564	0.1588	0.4269
Fe 271.441	-2.7159u	-6.2827u	-3.6539u
K 766.491	1.4067	0.9991	0.8084
Mg 279.078	-2.9465u	1.9381	2.4193
Mn 257.610	0.6409	0.6447	0.6530
Mo 202.032	0.2099	0.4790	0.6967
Na 330.237	-26.6066u	85.2118	-64.6201u
Ni 231.604	0.7375	0.8016	2.5609
Pb 220.353	-1.5818u	-0.2775u	-0.9232u
Sb 206.834	6.5807	-3.5526u	0.6062
Se 196.026	-7.7556u	6.4230	-8.5281u
Sn 189.925	0.2939	0.4312	-0.4376u
Sr 216.596	0.4254	0.4873	-0.2802u
Ti 334.941	0.1779	0.2081	0.1590
Tl 190.794	2.3259	1.8153	0.8751
V 292.401	0.7621	0.7069	0.5802
Zn 206.200	0.0247	-0.3695u	0.5026

Label	Sol'n Conc.	Units	SD	%RSD	Int. (c/s)	QC Value
Ag 328.068	-0.3249	ppb	0.4954	152.5	-75.7448	-0.32486
Al 308.215	-3.5325	ppb	0.4240	12.0	282.016	-3.53250
As 188.980	-0.0963	ppb	0.8840	917.8	-1.5022	-0.09632
B 249.678	21.0557	ppb	2.5047	11.9	206.008	21.05566
Ba 389.178	0.4987	ppb	0.2885	57.8	-8.4552	0.49875
Be 313.042	0.0567	ppb	0.0045	8.0	-128.112	0.05668
Ca 370.602	-0.0979	ppb	1.541	1574.1	9.255	-0.09790
Cd 226.502	0.0053	ppb	0.1662	3155.5	8.1983	0.00527
Co 228.615	-0.6238	ppb	0.4872	78.1	7.0171	-0.62384
Cr 267.716	0.6187	ppb	0.0740	12.0	30.0322	0.61875
Cu 324.754	0.6140	ppb	0.5723	93.2	161.267	0.61404
Fe 271.441	-4.2175	ppb	1.8490	43.8	-2.4675	-4.21752
K 766.491	1.0714	ppb	0.3056	28.5	275.131	1.07140
Mg 279.078	0.4703	ppb	2.9688	631.3	21.0237	0.47028
Mn 257.610	0.6462	ppb	0.0062	1.0	176.091	0.64620
Mo 202.032	0.4619	ppb	0.2439	52.8	11.3539	0.46186
Na 330.237	-2.0050	ppb	77.8866	3884.7	-0.4981	-2.00498
Ni 231.604	1.3667	ppb	1.0348	75.7	1.4951	1.36666
Pb 220.353	-0.9275	ppb	0.6522	70.3	1.3436	-0.92752
Sb 206.834	1.2114	ppb	5.0937	420.5	1.5649	1.21143
Se 196.026	-3.2869	ppb	8.4179	256.1	-1.4130	-3.28691
Sn 189.925	0.0958	ppb	0.4670	487.4	0.6107	0.09583
Sr 216.596	0.2108	ppb	0.4264	202.2	8.5514	0.21084
Ti 334.941	0.1817	ppb	0.0248	13.6	-51.0743	0.18168
Tl 190.794	1.6721	ppb	0.7359	44.0	0.8404	1.67208
V 292.401	0.6831	ppb	0.0933	13.7	19.0309	0.68307
Zn 206.200	0.0526	ppb	0.4367	830.6	323.5050	0.05258

E03182013.vvq. All Data Report 3/20/2013, 10:34:42 AM

MB 680-261686/1-A (Samp) **3/18/2013, 3:08:00 PM** **Rack 1, Tube 15**
Weight: 1 **Volume: 1** **Dilution: 1**

Label	Replicates Concentration		
Ag 328.068	0.3225	0.3626	-0.6517u
Al 308.215	-3.7203u	-5.4755u	-2.1574u
As 188.980	-2.9475u	-0.6226u	-2.9469u
B 249.678	6.5084	5.5766	7.0681
Ba 389.178	-0.1148u	-0.1504u	0.6077
Be 313.042	0.0094	0.0053	0.0065
Ca 370.602	1.009	4.900	2.161
Cd 226.502	-0.0845u	0.0116	-0.0731u
Co 228.615	0.2874	0.0349	0.2777
Cr 267.716	0.0965	-0.0399u	-0.2756u
Cu 324.754	0.6328	0.1166	-0.2527u
Fe 271.441	1.0686	-6.4516u	-3.1234u
K 766.491	0.5006	0.1928	-0.0786u
Mg 279.078	-2.1766u	-1.2736u	-1.6937u
Mn 257.610	0.0753	0.0642	0.0711
Mo 202.032	-0.2333u	0.4273	0.2732
Na 330.237	-195.230u	-96.0634u	-52.8737u
Ni 231.604	2.8315	1.0465	2.0189
Pb 220.353	-0.5995u	-2.8141u	-1.2357u
Sb 206.834	1.6071	-1.0193u	3.2974
Se 196.026	-5.5256u	-4.2258u	2.6318
Sn 189.925	-1.9944u	0.8507	-3.5192u
Sr 216.596	0.3800	0.3560	-0.0199u
Ti 334.941	0.0044	-0.0137u	0.0776
Tl 190.794	1.9494	0.3414	-0.7175u
V 292.401	0.1977	-0.0074u	0.1647
Zn 206.200	0.7852	0.4377	-0.0739u

Label	Sol'n Conc.	Units	SD	%RSD	Int. (c/s)
Ag 328.068	0.0112	ppb	0.5744	5150.5	-51.4009
Al 308.215	-3.7844	ppb	1.6600	43.9	280.552
As 188.980	-2.1723	ppb	1.3421	61.8	-2.9294
B 249.678	6.3843	ppb	0.7535	11.8	83.1072
Ba 389.178	0.1141	ppb	0.4278	374.8	-18.5734
Be 313.042	0.0070	ppb	0.0021	29.8	-230.313
Ca 370.602	2.690	ppb	1.998	74.3	20.61
Cd 226.502	-0.0486	ppb	0.0525	107.9	6.1868
Co 228.615	0.2000	ppb	0.1431	71.5	17.2593
Cr 267.716	-0.0730	ppb	0.1882	257.9	-1.4630
Cu 324.754	0.1656	ppb	0.4447	268.6	137.411
Fe 271.441	-2.8355	ppb	3.7683	132.9	-0.1910
K 766.491	0.2049	ppb	0.2898	141.4	216.780
Mg 279.078	-1.7146	ppb	0.4519	26.4	16.4726
Mn 257.610	0.0702	ppb	0.0056	8.0	48.7679
Mo 202.032	0.1557	ppb	0.3456	221.9	9.0457
Na 330.237	-114.722	ppb	72.9891	63.6	-6.3472
Ni 231.604	1.9656	ppb	0.8937	45.5	2.9659
Pb 220.353	-1.5498	ppb	1.1402	73.6	0.3136
Sb 206.834	1.2951	ppb	2.1752	168.0	1.6489
Se 196.026	-2.3732	ppb	4.3829	184.7	-0.9520
Sn 189.925	-1.5543	ppb	2.2179	142.7	-1.0532
Sr 216.596	0.2387	ppb	0.2242	93.9	8.8797
Ti 334.941	0.0228	ppb	0.0484	212.4	-101.070
Tl 190.794	0.5244	ppb	1.3428	256.0	-0.4543
V 292.401	0.1183	ppb	0.1101	93.1	2.4664
Zn 206.200	0.3830	ppb	0.4322	112.8	2.0369

E03182013.wvq. All Data Report 3/20/2013, 10:34:42 AM

LCS 680-261686/2-A (Samp) 3/18/2013, 3:13:24 PM Rack 1, Tube 16

Weight: 1

Volume: 1

Dilution: 1

Label	Replicates Concentration		
Ag 328.068	103.802	104.348	105.135
Al 308.215	9888.95	9904.97	9856.87
As 188.980	220.217	222.783	220.952
B 249.678	413.333	417.038	417.163
Ba 389.178	206.662	206.378	205.402
Be 313.042	103.674	103.652	103.216
Ca 370.602	9933	9927	9867
Cd 226.502	104.372	104.363	103.596
Co 228.615	102.131	102.407	102.683
Cr 267.716	206.774	205.876	205.123
Cu 324.754	204.581	204.087	204.426
Fe 271.441	10145.1	10140.5	10092.8
K 766.491	10230.4	10233.7	10229.6
Mg 279.078	10260.7	10252.1	10208.1
Mn 257.610	1056.21	1055.51	1049.40
Mo 202.032	205.017	206.074	203.622
Na 330.237	8905.70	8738.02	8759.49
Ni 231.604	207.175	204.411	206.060
Pb 220.353	101.068	101.579	99.6683
Sb 206.834	103.090	106.749	103.432
Se 196.026	200.383	194.823	199.919
Sn 189.925	206.820	210.844	207.107
Sr 216.596	209.898	211.305	208.623
Ti 334.941	207.670	207.751	206.840
Tl 190.794	79.1495	83.0539	80.8068
V 292.401	204.721	204.609	204.276
Zn 206.200	205.242	205.782	206.201

Label	Sol'n Conc.	Units	SD	%RSD	Int. (c/s)
Ag 328.068	104.428	ppb	0.6703	0.6	7509.63
Al 308.215	9883.60	ppb	24.4959	0.2	55737.5
As 188.980	221.317	ppb	1.3218	0.6	150.700
B 249.678	415.845	ppb	2.1762	0.5	3504.66
Ba 389.178	206.147	ppb	0.6611	0.3	5444.93
Be 313.042	103.514	ppb	0.2582	0.2	213063
Ca 370.602	9909	ppb	36.76	0.4	39250
Cd 226.502	104.110	ppb	0.4454	0.4	3911.74
Co 228.615	102.407	ppb	0.2757	0.3	1285.27
Cr 267.716	205.924	ppb	0.8265	0.4	9382.96
Cu 324.754	204.365	ppb	0.2526	0.1	11002.7
Fe 271.441	10126.1	ppb	28.9681	0.3	16203.2
K 766.491	10231.2	ppb	2.1804	0.0	689219
Mg 279.078	10240.3	ppb	28.2562	0.3	21373.8
Mn 257.610	1053.71	ppb	3.7486	0.4	233024
Mo 202.032	204.904	ppb	1.2297	0.6	1552.75
Na 330.237	8801.07	ppb	91.2440	1.0	451.103
Ni 231.604	205.882	ppb	1.3903	0.7	503.857
Pb 220.353	100.772	ppb	0.9890	1.0	169.378
Sb 206.834	104.424	ppb	2.0212	1.9	105.155
Se 196.026	198.375	ppb	3.0847	1.6	100.685
Sn 189.925	208.257	ppb	2.2447	1.1	210.521
Sr 216.596	209.942	ppb	1.3417	0.6	2362.44
Ti 334.941	207.421	ppb	0.5041	0.2	65199.4
Tl 190.794	81.0034	ppb	1.9596	2.4	87.7159
V 292.401	204.535	ppb	0.2317	0.1	5995.24
Zn 206.200	205.742	ppb	0.4811	0.2	329.865

E03182013.vvq. All Data Report 3/20/2013, 10:34:42 AM

680-87961-A-1-E (Samp) 3/18/2013, 3:18:48 PM Rack 1, Tube 17

Weight: 1

Volume: 1

Dilution: 1

Label	Replicates Concentration		
Ag 328.068	1.9577	1.7720	2.0177
Al 308.215	52.7739	49.4222	49.1302
As 188.980	14.5682	6.5696	9.4638
B 249.678	26.9423	25.4076	26.2639
Ba 389.178	0.6231	0.2768	1.0038
Be 313.042	0.2501	0.2570	0.2454
Ca 370.602	52.86	56.83	56.26
Cd 226.502	5.1384	5.1311	5.2943
Co 228.615	5.1399	4.6592	5.2791
Cr 267.716	5.2578	5.3386	5.4511
Cu 324.754	6.1618	5.8026	5.6692
Fe 271.441	57.0844	52.9219	53.3798
K 766.491	105.389	105.393	105.754
Mg 279.078	51.6993	52.2720	50.3467
Mn 257.610	1.5005	1.4265	1.4312
Mo 202.032	5.3548	5.0749	5.9573
Na 330.237	1013.78	1196.89	785.509
Ni 231.604	6.1631	5.5536	6.6074
Pb 220.353	2.1485	0.3587	5.3475
Sb 206.834	9.7563	9.0295	15.5740
Se 196.026	3.9153	11.0930	6.3025
Sn 189.925	8.5863	10.2459	9.7260
Sr 216.596	1.7922	2.0636	2.1682
Ti 334.941	2.8110	2.8051	2.8371
Tl 190.794	9.2054	10.1509	9.6814
V 292.401	3.1749	3.2222	3.0298
Zn 206.200	6.5084	7.2211	5.2612

Label	Sol'n Conc.	Units	SD	%RSD	Int. (c/s)
Ag 328.068	1.9158	ppb	0.1281	6.7	86.5031
Al 308.215	50.4421	ppb	2.0247	4.0	585.187
As 188.980	10.2005	ppb	4.0499	39.7	5.5764
B 249.678	26.2046	ppb	0.7691	2.9	249.093
Ba 389.178	0.6346	ppb	0.3636	57.3	-4.6081
Be 313.042	0.2508	ppb	0.0058	2.3	270.987
Ca 370.602	55.32	ppb	2.147	3.9	228.8
Cd 226.502	5.1879	ppb	0.0922	1.8	201.490
Co 228.615	5.0260	ppb	0.3253	6.5	77.0949
Cr 267.716	5.3492	ppb	0.0971	1.8	245.400
Cu 324.754	5.8779	ppb	0.2548	4.3	441.302
Fe 271.441	54.4620	ppb	2.2826	4.2	92.0865
K 766.491	105.512	ppb	0.2097	0.2	7308.63
Mg 279.078	51.4393	ppb	0.9886	1.9	127.377
Mn 257.610	1.4527	ppb	0.0414	2.9	354.808
Mo 202.032	5.4623	ppb	0.4509	8.3	49.0701
Na 330.237	998.727	ppb	206.105	20.6	51.4705
Ni 231.604	6.1080	ppb	0.5291	8.7	13.1381
Pb 220.353	2.6182	ppb	2.5273	96.5	7.2047
Sb 206.834	11.4533	ppb	3.5871	31.3	11.7974
Se 196.026	7.1036	ppb	3.6553	51.5	3.8313
Sn 189.925	9.5194	ppb	0.8489	8.9	10.1136
Sr 216.596	2.0080	ppb	0.1941	9.7	28.5435
Ti 334.941	2.8177	ppb	0.0170	0.6	778.407
Tl 190.794	9.6793	ppb	0.4727	4.9	9.8774
V 292.401	3.1423	ppb	0.1002	3.2	90.5045
Zn 206.200	6.3302	ppb	0.9920	15.7	31.5619

E03182013.wvq. All Data Report 3/20/2013, 10:34:42 AM

680-87961-A-2-E (Samp) **3/18/2013, 3:24:12 PM** **Rack 1, Tube 18****Weight: 1****Volume: 1****Dilution: 1**

Label	Replicates Concentration		
Ag 328.068	2.9416	1.7953	1.7502
Al 308.215	54.4721	51.7781	53.8397
As 188.980	11.7750	12.0454	13.5422
B 249.678	24.7628	23.4720	23.2538
Ba 389.178	0.0519	0.5921	0.3762
Be 313.042	0.2487	0.2447	0.2672
Ca 370.602	54.48	57.14	59.10
Cd 226.502	5.2789	5.3607	5.5216
Co 228.615	5.1783	5.1805	5.2765
Cr 267.716	5.1606	5.3176	5.3448
Cu 324.754	5.2557	5.8048	5.2466
Fe 271.441	49.2187	51.0420	55.5884
K 766.491	107.244	106.415	105.435
Mg 279.078	52.7455	55.1972	54.8087
Mn 257.610	1.4960	1.4624	1.4562
Mo 202.032	5.5771	5.4607	5.5696
Na 330.237	1037.52	1071.62	918.646
Ni 231.604	6.5870	8.2024	6.5311
Pb 220.353	5.7126	6.4238	2.2864
Sb 206.834	10.0766	12.0578	9.6419
Se 196.026	6.1557	7.3193	5.9532
Sn 189.925	11.5227	8.4750	11.3123
Sr 216.596	2.7199	2.0426	2.3472
Ti 334.941	2.8195	2.7849	2.8622
Tl 190.794	12.7437	9.0890	8.4012
V 292.401	3.3879	3.1647	3.3354
Zn 206.200	4.9304	4.7908	4.6794

Label	Sol'n Conc.	Units	SD	%RSD	Int. (c/s)
Ag 328.068	2.1624	ppb	0.6752	31.2	104.379
Al 308.215	53.3633	ppb	1.4087	2.6	601.599
As 188.980	12.4542	ppb	0.9519	7.6	7.1260
B 249.678	23.8295	ppb	0.8156	3.4	229.203
Ba 389.178	0.3401	ppb	0.2719	80.0	-12.3491
Be 313.042	0.2536	ppb	0.0120	4.7	276.602
Ca 370.602	56.91	ppb	2.321	4.1	236.1
Cd 226.502	5.3871	ppb	0.1235	2.3	208.897
Co 228.615	5.2117	ppb	0.0561	1.1	79.3930
Cr 267.716	5.2743	ppb	0.0994	1.9	241.985
Cu 324.754	5.4357	ppb	0.3197	5.9	417.795
Fe 271.441	51.9497	ppb	3.2804	6.3	88.0893
K 766.491	106.364	ppb	0.9054	0.9	7366.03
Mg 279.078	54.2505	ppb	1.3177	2.4	133.241
Mn 257.610	1.4716	ppb	0.0214	1.5	358.976
Mo 202.032	5.5358	ppb	0.0651	1.2	49.6246
Na 330.237	1009.26	ppb	80.3064	8.0	52.0279
Ni 231.604	7.1068	ppb	0.9492	13.4	15.5904
Pb 220.353	4.8076	ppb	2.2122	46.0	10.8295
Sb 206.834	10.5921	ppb	1.2878	12.2	10.9323
Se 196.026	6.4761	ppb	0.7372	11.4	3.5145
Sn 189.925	10.4367	ppb	1.7021	16.3	11.0385
Sr 216.596	2.3699	ppb	0.3392	14.3	32.5817
Ti 334.941	2.8222	ppb	0.0387	1.4	779.830
Tl 190.794	10.0780	ppb	2.3341	23.2	10.3284
V 292.401	3.2960	ppb	0.1167	3.5	94.9915
Zn 206.200	4.8002	ppb	0.1258	2.6	9.1072

E03182013.wvq. All Data Report 3/20/2013, 10:34:42 AM

680-87961-A-3-E (Samp) 3/18/2013, 3:29:37 PM Rack 1, Tube 19

Weight: 1

Volume: 1

Dilution: 1

Label	Replicates Concentration		
Ag 328.068	1.7922	1.4721	1.8823
Al 308.215	53.2092	50.2759	46.4977
As 188.980	6.7487	14.6670	10.7644
B 249.678	23.4186	24.2401	23.6385
Ba 389.178	0.5082	0.8319	0.0736
Be 313.042	0.2522	0.2509	0.2370
Ca 370.602	56.20	51.78	55.87
Cd 226.502	5.3291	5.3987	5.5239
Co 228.615	5.2718	5.6046	4.7397
Cr 267.716	5.4019	5.3151	5.4687
Cu 324.754	5.1335	5.4114	5.3617
Fe 271.441	48.8764	59.0676	54.7117
K 766.491	107.413	105.586	105.617
Mg 279.078	48.5196	54.7113	52.8624
Mn 257.610	1.3435	1.2883	1.2738
Mo 202.032	5.3696	4.9207	4.9422
Na 330.237	1110.59	737.837	903.176
Ni 231.604	5.2867	5.8596	5.7761
Pb 220.353	3.1046	6.5679	3.9755
Sb 206.834	10.9095	13.0477	17.3833
Se 196.026	16.2857	6.0406	19.2658
Sn 189.925	8.1332	7.9768	9.8967
Sr 216.596	2.2762	1.8979	2.5037
Ti 334.941	2.7641	2.6887	2.6838
Tl 190.794	8.2752	14.3867	12.4039
V 292.401	2.8982	3.1576	3.3940
Zn 206.200	6.2253	5.2464	5.9139

Label	Sol'n Conc.	Units	SD	%RSD	Int. (c/s)
Ag 328.068	1.7155	ppb	0.2156	12.6	71.9957
Al 308.215	49.9942	ppb	3.3646	6.7	582.645
As 188.980	10.7267	ppb	3.9593	36.9	5.9383
B 249.678	23.7658	ppb	0.4253	1.8	228.669
Ba 389.178	0.4713	ppb	0.3805	80.7	-8.9108
Be 313.042	0.2467	ppb	0.0084	3.4	262.541
Ca 370.602	54.62	ppb	2.463	4.5	226.7
Cd 226.502	5.4173	ppb	0.0987	1.8	210.022
Co 228.615	5.2054	ppb	0.4362	8.4	79.3291
Cr 267.716	5.3952	ppb	0.0770	1.4	247.492
Cu 324.754	5.3022	ppb	0.1482	2.8	410.682
Fe 271.441	54.2186	ppb	5.1135	9.4	91.7646
K 766.491	106.205	ppb	1.0459	1.0	7355.31
Mg 279.078	52.0311	ppb	3.1785	6.1	128.613
Mn 257.610	1.3019	ppb	0.0368	2.8	321.459
Mo 202.032	5.0775	ppb	0.2532	5.0	46.1672
Na 330.237	917.202	ppb	186.774	20.4	47.2296
Ni 231.604	5.6408	ppb	0.3095	5.5	11.9908
Pb 220.353	4.5494	ppb	1.8016	39.6	10.4025
Sb 206.834	13.7802	ppb	3.2985	23.9	14.1296
Se 196.026	13.8640	ppb	6.9372	50.0	7.2429
Sn 189.925	8.6689	ppb	1.0662	12.3	9.2560
Sr 216.596	2.2259	ppb	0.3060	13.7	31.0133
Ti 334.941	2.7122	ppb	0.0451	1.7	745.215
Tl 190.794	11.6886	ppb	3.1179	26.7	12.1478
V 292.401	3.1499	ppb	0.2480	7.9	90.7737
Zn 206.200	5.7952	ppb	0.5901	8.6	10.7032

E03182013.wvq. All Data Report 3/20/2013, 10:34:42 AM

680-87961-A-4-E (Samp) **3/18/2013, 3:35:02 PM** **Rack 1, Tube 20**
Weight: 1 **Volume: 1** **Dilution: 1**

Label	Replicates Concentration		
Ag 328.068	1.9334	2.3681	2.2282
Al 308.215	52.8166	51.5411	49.5883
As 188.980	13.0782	11.2390	13.8329
B 249.678	23.0559	23.2596	22.1830
Ba 389.178	0.8422	0.2652	0.2362
Be 313.042	0.2471	0.2484	0.2479
Ca 370.602	57.34	56.76	57.11
Cd 226.502	5.4104	5.3610	5.4852
Co 228.615	5.4572	5.2706	4.6146
Cr 267.716	5.3774	5.5667	5.4342
Cu 324.754	5.5128	5.3887	6.3624
Fe 271.441	57.3366	59.1876	51.7465
K 766.491	108.996	109.755	108.072
Mg 279.078	54.1313	52.6459	55.2597
Mn 257.610	1.5236	1.5260	1.4741
Mo 202.032	5.4281	5.7445	5.7273
Na 330.237	1095.28	1103.38	882.982
Ni 231.604	5.6215	4.9435	5.1499
Pb 220.353	4.6024	3.9541	4.5965
Sb 206.834	13.1049	5.6652	12.3735
Se 196.026	10.4169	14.7393	9.2916
Sn 189.925	6.7706	11.3354	11.7936
Sr 216.596	1.7841	2.2315	1.9215
Ti 334.941	2.8437	2.7679	2.7513
Tl 190.794	10.9284	9.0801	11.7315
V 292.401	3.0717	2.9254	3.1906
Zn 206.200	7.7129	5.6462	4.5920

Label	Sol'n Conc.	Units	SD	%RSD	Int. (c/s)
Ag 328.068	2.1766	ppb	0.2219	10.2	105.398
Al 308.215	51.3153	ppb	1.6259	3.2	590.134
As 188.980	12.7167	ppb	1.3342	10.5	7.3064
B 249.678	22.8329	ppb	0.5719	2.5	220.852
Ba 389.178	0.4479	ppb	0.3418	76.3	-9.5131
Be 313.042	0.2478	ppb	0.0007	0.3	264.777
Ca 370.602	57.07	ppb	0.2929	0.5	236.4
Cd 226.502	5.4189	ppb	0.0625	1.2	210.088
Co 228.615	5.1141	ppb	0.4425	8.7	78.1768
Cr 267.716	5.4594	ppb	0.0971	1.8	250.419
Cu 324.754	5.7547	ppb	0.5300	9.2	434.760
Fe 271.441	56.0902	ppb	3.8739	6.9	94.7645
K 766.491	108.941	ppb	0.8429	0.8	7539.52
Mg 279.078	54.0123	ppb	1.3110	2.4	132.745
Mn 257.610	1.5079	ppb	0.0293	1.9	367.012
Mo 202.032	5.6333	ppb	0.1779	3.2	50.3603
Na 330.237	1027.21	ppb	124.975	12.2	52.9541
Ni 231.604	5.2383	ppb	0.3476	6.6	11.0025
Pb 220.353	4.3843	ppb	0.3726	8.5	10.1284
Sb 206.834	10.3812	ppb	4.1005	39.5	10.7207
Se 196.026	11.4826	ppb	2.8760	25.0	6.0412
Sn 189.925	9.9666	ppb	2.7772	27.9	10.5645
Sr 216.596	1.9791	ppb	0.2291	11.6	28.2278
Ti 334.941	2.7877	ppb	0.0492	1.8	768.954
Tl 190.794	10.5800	ppb	1.3596	12.9	10.8950
V 292.401	3.0626	ppb	0.1328	4.3	88.0575
Zn 206.200	5.9837	ppb	1.5876	26.5	31.0056

E03182013.wvq. All Data Report 3/20/2013, 10:34:42 AM

680-87961-A-5-E (Samp) **3/18/2013, 3:40:38 PM** **Rack 1, Tube 21**
Weight: 1 **Volume: 1** **Dilution: 1**

Label	Replicates Concentration		
Ag 328.068	2.2165	1.6127	1.9641
Al 308.215	48.2870	48.2550	45.8403
As 188.980	7.4045	10.7794	4.7702
B 249.678	21.9578	20.8871	23.1529
Ba 389.178	0.6038	0.9243	0.7830
Be 313.042	0.2455	0.2418	0.2455
Ca 370.602	53.98	51.14	53.25
Cd 226.502	5.2195	5.2366	5.1909
Co 228.615	5.2874	4.5943	4.7005
Cr 267.716	5.0437	5.1320	5.1826
Cu 324.754	5.7748	5.1970	5.5637
Fe 271.441	50.3095	50.2307	48.2442
K 766.491	103.545	102.787	105.003
Mg 279.078	51.1517	50.6297	51.7812
Mn 257.610	1.3875	1.4122	1.4006
Mo 202.032	5.7035	4.8447	5.1075
Na 330.237	920.386	859.182	1007.84
Ni 231.604	6.1588	7.5436	5.6611
Pb 220.353	7.4171	2.4613	3.1486
Sb 206.834	8.9696	11.0067	9.5595
Se 196.026	6.6770	12.4918	3.1860
Sn 189.925	9.6272	10.5793	12.6222
Sr 216.596	2.0414	2.1151	2.7569
Ti 334.941	2.6659	2.6564	2.7123
Tl 190.794	8.5135	12.6318	9.6204
V 292.401	3.4477	3.5122	3.0069
Zn 206.200	6.3837	5.0371	5.3839

Label	Sol'n Conc.	Units	SD	%RSD	Int. (c/s)
Ag 328.068	1.9311	ppb	0.3032	15.7	87.6065
Al 308.215	47.4608	ppb	1.4035	3.0	568.433
As 188.980	7.6514	ppb	3.0122	39.4	3.8238
B 249.678	21.9992	ppb	1.1335	5.2	213.870
Ba 389.178	0.7704	ppb	0.1606	20.9	-1.0502
Be 313.042	0.2443	ppb	0.0021	0.9	257.583
Ca 370.602	52.79	ppb	1.474	2.8	219.2
Cd 226.502	5.2156	ppb	0.0231	0.4	202.510
Co 228.615	4.8607	ppb	0.3733	7.7	75.0516
Cr 267.716	5.1194	ppb	0.0703	1.4	234.935
Cu 324.754	5.5118	ppb	0.2924	5.3	421.825
Fe 271.441	49.5948	ppb	1.1703	2.4	84.2982
K 766.491	103.778	ppb	1.1262	1.1	7191.85
Mg 279.078	51.1876	ppb	0.5766	1.1	126.852
Mn 257.610	1.4001	ppb	0.0124	0.9	343.166
Mo 202.032	5.2186	ppb	0.4400	8.4	47.2310
Na 330.237	929.136	ppb	74.7141	8.0	47.8617
Ni 231.604	6.4545	ppb	0.9755	15.1	13.9887
Pb 220.353	4.3423	ppb	2.6849	61.8	10.0601
Sb 206.834	9.8453	ppb	1.0482	10.6	10.1915
Se 196.026	7.4516	ppb	4.7010	63.1	4.0069
Sn 189.925	10.9429	ppb	1.5303	14.0	11.5490
Sr 216.596	2.3044	ppb	0.3935	17.1	31.8824
Ti 334.941	2.6782	ppb	0.0299	1.1	734.519
Tl 190.794	10.2552	ppb	2.1313	20.8	10.5287
V 292.401	3.3222	ppb	0.2750	8.3	95.8870
Zn 206.200	5.6016	ppb	0.6992	12.5	10.3930

E03182013.vvq. All Data Report 3/20/2013, 10:34:42 AM

680-87961-A-6-E (Samp) **3/18/2013, 3:46:05 PM** **Rack 1, Tube 22**
Weight: 1 **Volume: 1** **Dilution: 1**

Label	Replicates Concentration		
Ag 328.068	2.5132	0.9947	1.0732
Al 308.215	49.0432	48.6081	50.6641
As 188.980	8.8073	14.6301	10.0187
B 249.678	22.0408	22.0741	22.0426
Ba 389.178	1.1149	0.3591	2.1692
Be 313.042	0.2442	0.2471	0.2464
Ca 370.602	59.13	52.27	54.33
Cd 226.502	5.1477	5.2058	5.2329
Co 228.615	4.9661	5.0127	5.0050
Cr 267.716	5.0661	5.4698	5.2966
Cu 324.754	4.7990	5.0582	6.0062
Fe 271.441	50.0130	49.4887	57.2046
K 766.491	104.759	105.141	105.612
Mg 279.078	53.5378	53.9850	51.7430
Mn 257.610	1.2957	1.3062	1.3095
Mo 202.032	5.4715	5.9811	5.0688
Na 330.237	1220.62	903.606	918.322
Ni 231.604	6.4733	7.1835	7.7857
Pb 220.353	3.5771	4.2386	4.7353
Sb 206.834	8.9766	12.4059	6.2994
Se 196.026	6.1477	5.5012	11.6954
Sn 189.925	8.0669	9.1602	9.8413
Sr 216.596	1.5211	2.0736	2.4209
Ti 334.941	2.6939	2.6890	2.7123
Tl 190.794	13.2739	7.4417	9.9583
V 292.401	3.2763	2.7364	3.2391
Zn 206.200	3.8929	6.7368	6.4148

Label	Sol'n Conc.	Units	SD	%RSD	Int. (c/s)
Ag 328.068	1.5270	ppb	0.8550	56.0	58.3631
Al 308.215	49.4385	ppb	1.0835	2.2	579.588
As 188.980	11.1520	ppb	3.0724	27.5	6.2306
B 249.678	22.0525	ppb	0.0187	0.1	214.315
Ba 389.178	1.2144	ppb	0.9091	74.9	10.6283
Be 313.042	0.2459	ppb	0.0015	0.6	260.883
Ca 370.602	55.24	ppb	3.524	6.4	229.0
Cd 226.502	5.1955	ppb	0.0435	0.8	201.762
Co 228.615	4.9946	ppb	0.0250	0.5	76.6942
Cr 267.716	5.2775	ppb	0.2025	3.8	242.136
Cu 324.754	5.2878	ppb	0.6355	12.0	409.929
Fe 271.441	52.2354	ppb	4.3114	8.3	88.5923
K 766.491	105.171	ppb	0.4269	0.4	7285.63
Mg 279.078	53.0886	ppb	1.1866	2.2	130.821
Mn 257.610	1.3038	ppb	0.0072	0.6	321.890
Mo 202.032	5.5071	ppb	0.4572	8.3	49.4084
Na 330.237	1014.18	ppb	178.933	17.6	52.2857
Ni 231.604	7.1475	ppb	0.6569	9.2	15.6903
Pb 220.353	4.1837	ppb	0.5811	13.9	9.7964
Sb 206.834	9.2273	ppb	3.0609	33.2	9.5684
Se 196.026	7.7815	ppb	3.4050	43.8	4.1733
Sn 189.925	9.0228	ppb	0.8952	9.9	9.6129
Sr 216.596	2.0052	ppb	0.4538	22.6	28.4916
Ti 334.941	2.6984	ppb	0.0123	0.5	740.866
Tl 190.794	10.2246	ppb	2.9252	28.6	10.4941
V 292.401	3.0839	ppb	0.3016	9.8	88.7311
Zn 206.200	5.6815	ppb	1.5573	27.4	10.5210

E03182013.vvq. All Data Report 3/20/2013, 10:34:42 AM

680-87961-A-7-E (Samp) **3/18/2013, 3:51:31 PM** **Rack 1, Tube 23****Weight: 1****Volume: 1****Dilution: 1**

Label	Replicates Concentration		
Ag 328.068	2.1025	2.0897	1.9611
Al 308.215	47.7433	49.5853	49.9504
As 188.980	7.6138	14.0416	8.8870
B 249.678	21.2465	21.7090	21.0618
Ba 389.178	1.0044	-0.6118u	0.2056
Be 313.042	0.2471	0.2561	0.2456
Ca 370.602	53.02	49.67	52.81
Cd 226.502	5.3523	5.1302	5.2460
Co 228.615	4.8853	4.9035	5.2058
Cr 267.716	4.9758	5.3372	5.3115
Cu 324.754	5.5679	5.3712	6.0094
Fe 271.441	45.6210	48.8479	50.8432
K 766.491	104.197	103.375	102.795
Mg 279.078	53.2149	51.2492	52.8966
Mn 257.610	1.3747	1.3664	1.3458
Mo 202.032	4.9965	4.9154	5.6577
Na 330.237	1021.00	983.080	665.765
Ni 231.604	6.3049	5.9070	6.3531
Pb 220.353	4.9089	9.8782	1.7378
Sb 206.834	10.8488	10.6789	12.6808
Se 196.026	8.8391	10.9767	10.2186
Sn 189.925	10.0301	10.2896	9.9493
Sr 216.596	2.2213	2.0640	1.8787
Ti 334.941	2.6717	2.7221	2.6953
Tl 190.794	11.2236	10.8325	10.4547
V 292.401	3.3420	3.1906	2.8278
Zn 206.200	6.5581	5.7784	6.3571

Label	Sol'n Conc.	Units	SD	%RSD	Int. (c/s)
Ag 328.068	2.0511	ppb	0.0782	3.8	96.3086
Al 308.215	49.0930	ppb	1.1831	2.4	577.624
As 188.980	10.1808	ppb	3.4036	33.4	5.5629
B 249.678	21.3391	ppb	0.3334	1.6	208.341
Ba 389.178	0.1994	ppb	0.8081	405.2	-16.0555
Be 313.042	0.2496	ppb	0.0057	2.3	268.519
Ca 370.602	51.83	ppb	1.872	3.6	215.5
Cd 226.502	5.2428	ppb	0.1111	2.1	203.520
Co 228.615	4.9982	ppb	0.1800	3.6	76.7488
Cr 267.716	5.2082	ppb	0.2016	3.9	238.974
Cu 324.754	5.6495	ppb	0.3268	5.8	429.155
Fe 271.441	48.4374	ppb	2.6352	5.4	82.4706
K 766.491	103.456	ppb	0.7044	0.7	7170.13
Mg 279.078	52.4536	ppb	1.0551	2.0	129.494
Mn 257.610	1.3623	ppb	0.0149	1.1	334.805
Mo 202.032	5.1899	ppb	0.4072	7.8	47.0149
Na 330.237	889.949	ppb	195.073	21.9	45.8202
Ni 231.604	6.1883	ppb	0.2448	4.0	13.3351
Pb 220.353	5.5083	ppb	4.1031	74.5	11.9902
Sb 206.834	11.4028	ppb	1.1100	9.7	11.7474
Se 196.026	10.0115	ppb	1.0837	10.8	5.2987
Sn 189.925	10.0897	ppb	0.1778	1.8	10.6886
Sr 216.596	2.0547	ppb	0.1715	8.3	29.0629
Ti 334.941	2.6964	ppb	0.0252	0.9	740.236
Tl 190.794	10.8369	ppb	0.3845	3.5	11.1857
V 292.401	3.1201	ppb	0.2642	8.5	89.8431
Zn 206.200	6.2312	ppb	0.4048	6.5	31.4028

E03182013.wvq. All Data Report 3/20/2013, 10:34:42 AM

680-87961-A-8-E (Samp) **3/18/2013, 3:56:57 PM** **Rack 1, Tube 24****Weight: 1****Volume: 1****Dilution: 1**

Label	Replicates Concentration		
Ag 328.068	2.9711	2.0138	1.4621
Al 308.215	48.6854	51.2552	49.9275
As 188.980	11.9027	8.5688	4.4589
B 249.678	21.2181	21.1283	20.8869
Ba 389.178	1.0735	0.3415	0.7325
Be 313.042	0.2421	0.2398	0.2467
Ca 370.602	53.07	52.40	56.71
Cd 226.502	5.3137	5.2342	5.0833
Co 228.615	4.8499	4.4897	4.8694
Cr 267.716	5.1484	4.9650	5.2465
Cu 324.754	5.4409	4.8140	5.2517
Fe 271.441	52.1644	49.9449	55.9942
K 766.491	103.970	102.950	103.214
Mg 279.078	54.9069	49.0070	52.1675
Mn 257.610	1.9676	1.9258	1.9674
Mo 202.032	5.4486	4.9360	5.1040
Na 330.237	991.779	769.008	1075.47
Ni 231.604	7.1071	5.8131	6.6559
Pb 220.353	4.1891	5.2847	1.8502
Sb 206.834	6.2271	9.1136	8.8090
Se 196.026	6.1023	9.8920	7.5544
Sn 189.925	8.2588	7.3882	8.8078
Sr 216.596	2.1551	1.8038	2.0952
Ti 334.941	2.7483	2.5592	2.6243
Tl 190.794	6.3191	9.1857	10.4833
V 292.401	3.1638	3.2473	3.0885
Zn 206.200	5.5025	5.6971	5.5055

Label	Sol'n Conc.	Units	SD	%RSD	Int. (c/s)
Ag 328.068	2.1490	ppb	0.7635	35.5	103.400
Al 308.215	49.9560	ppb	1.2851	2.6	582.425
As 188.980	8.3101	ppb	3.7286	44.9	4.2767
B 249.678	21.0778	ppb	0.1713	0.8	206.150
Ba 389.178	0.7159	ppb	0.3663	51.2	-2.4781
Be 313.042	0.2429	ppb	0.0035	1.4	254.646
Ca 370.602	54.06	ppb	2.316	4.3	224.2
Cd 226.502	5.2104	ppb	0.1170	2.2	202.318
Co 228.615	4.7363	ppb	0.2138	4.5	73.5052
Cr 267.716	5.1200	ppb	0.1429	2.8	234.963
Cu 324.754	5.1689	ppb	0.3215	6.2	403.591
Fe 271.441	52.7012	ppb	3.0601	5.8	89.2901
K 766.491	103.378	ppb	0.5294	0.5	7164.88
Mg 279.078	52.0271	ppb	2.9525	5.7	128.595
Mn 257.610	1.9536	ppb	0.0240	1.2	465.513
Mo 202.032	5.1629	ppb	0.2614	5.1	46.8110
Na 330.237	945.418	ppb	158.403	16.8	48.7029
Ni 231.604	6.5254	ppb	0.6568	10.1	14.1627
Pb 220.353	3.7747	ppb	1.7543	46.5	9.1201
Sb 206.834	8.0499	ppb	1.5859	19.7	8.3938
Se 196.026	7.8496	ppb	1.9120	24.4	4.2078
Sn 189.925	8.1516	ppb	0.7159	8.8	8.7343
Sr 216.596	2.0180	ppb	0.1880	9.3	28.6544
Ti 334.941	2.6439	ppb	0.0960	3.6	723.742
Tl 190.794	8.6627	ppb	2.1308	24.6	8.7293
V 292.401	3.1665	ppb	0.0794	2.5	91.2960
Zn 206.200	5.5683	ppb	0.115	2.0	10.3404

E03182013.vvq. All Data Report 3/20/2013, 10:34:42 AM

Cont Calib Verif (CCV) 3/18/2013, 4:02:22 PM Rack 1, Tube 25
 Weight: 1 Volume: 1 Dilution: 1

Label	Replicates Concentration		
Ag 328.068	513.786	502.523	508.690
Al 308.215	5055.90	5061.31	5051.15
As 188.980	483.726	485.413	488.547
B 249.678	2539.92	2554.05	2563.74
Ba 389.178	5014.78	5011.52	5008.49
Be 313.042	497.599	498.036	496.654
Ca 370.602	4992	4995	4995
Cd 226.502	502.891	501.748	501.494
Co 228.615	500.589	499.764	498.845
Cr 267.716	4991.39	4990.37	4976.68
Cu 324.754	4918.27	4896.68	4877.36
Fe 271.441	5059.52	5054.47	5063.69
K 766.491	9821.55	9842.56	9846.94
Mg 279.078	4978.55	4975.72	4957.40
Mn 257.610	5027.32	5027.89	5018.18
Mo 202.032	506.596	505.527	504.310
Na 330.237	7445.54	7163.05	7285.98
Ni 231.604	2524.13	2521.68	2513.80
Pb 220.353	499.475	495.868	498.069
Sb 206.834	962.173	964.332	963.835
Se 196.026	5017.41	4981.59	4998.90
Sn 189.925	5065.28	5129.64	5128.65
Sr 216.596	2505.44	2508.69	2500.59
Ti 334.941	492.589	493.080	491.320
Tl 190.794	5058.02	5060.92	5057.19
V 292.401	4982.68	4981.19	4970.77
Zn 206.200	2502.14	2494.66	2492.94

Label	Sol'n Conc.	Units	SD	%RSD	Int. (c/s)	QC Value
Ag 328.068	508.333	ppb	5.6404	1.1	36716.6	101.66656
Al 308.215	5056.12	ppb	5.0829	0.1	28627.4	101.12248
As 188.980	485.895	ppb	2.4462	0.5	332.518	97.17906
B 249.678	2552.57	ppb	11.9801	0.5	21408.3	102.10284
Ba 389.178	5011.60	ppb	3.1467	0.1	131733	100.23197
Be 313.042	497.430	ppb	0.7067	0.1	1024697	99.48594
Ca 370.602	4994	ppb	1.519	0.0	20099	99.88316
Cd 226.502	502.045	ppb	0.7441	0.1	18731.8	100.40893
Co 228.615	499.733	ppb	0.8726	0.2	6230.20	99.94655
Cr 267.716	4986.15	ppb	8.2122	0.2	227017	99.72296
Cu 324.754	4897.44	ppb	20.4649	0.4	260515	97.94874
Fe 271.441	5059.23	ppb	4.6180	0.1	8205.48	101.18455
K 766.491	9837.01	ppb	13.5733	0.1	662670	98.37012
Mg 279.078	4970.56	ppb	11.4847	0.2	10313.5	99.41116
Mn 257.610	5024.47	ppb	5.4480	0.1	1110644	100.48932
Mo 202.032	505.478	ppb	1.1440	0.2	3811.21	101.09558
Na 330.237	7298.19	ppb	141.639	1.9	354.962	97.30923
Ni 231.604	2519.87	ppb	5.3942	0.2	6185.45	100.79477
Pb 220.353	497.804	ppb	1.8178	0.4	827.062	99.56081
Sb 206.834	963.447	ppb	1.1307	0.1	1011.08	38.53787Q
Se 196.026	4999.30	ppb	17.9130	0.4	2524.51	99.98602
Sn 189.925	5107.86	ppb	36.8739	0.7	5151.09	102.15716
Sr 216.596	2504.91	ppb	4.0740	0.2	28128.2	100.19629
Ti 334.941	492.330	ppb	0.9086	0.2	154804	98.46592
Tl 190.794	5058.71	ppb	1.9609	0.0	5705.49	101.17422
V 292.401	4978.21	ppb	6.4919	0.1	146794	99.56430
Zn 206.200	2496.58	ppb	4.8998	0.2	3991.21	99.86332

E03182013.vvq. All Data Report 3/20/2013, 10:34:42 AM

Cont Calib Blank (CCB) 3/18/2013, 4:07:45 PM Rack 1, Tube 26
 Weight: 1 Volume: 1 Dilution: 1

Label	Replicates Concentration		
Ag 328.068	0.6914	0.0661	-0.2408u
Al 308.215	-2.8188u	-2.9092u	-2.6001u
As 188.980	5.8280	2.9154	0.4723
B 249.678	23.6095	21.3707	19.3024
Ba 389.178	0.7949	-0.3892u	0.1704
Be 313.042	0.0535	0.0598	0.0671
Ca 370.602	1.537	2.398	3.889
Cd 226.502	-0.0515u	0.0663	0.0378
Co 228.615	0.2394	-0.2054u	0.3514
Cr 267.716	0.6278	0.6812	0.7431
Cu 324.754	0.4871	0.3272	0.1207
Fe 271.441	-1.8795u	-0.7843u	-0.0647
K 766.491	1.3499	1.1660	0.4448
Mg 279.078	-3.2314u	3.4038	1.9200
Mn 257.610	0.7066	0.6165	0.7642
Mo 202.032	0.3480	0.3642	0.3140
Na 330.237	-149.548u	51.7571	58.7257
Ni 231.604	1.3921	0.9538	0.9774
Pb 220.353	-0.8279u	-1.3601u	-0.6058u
Sb 206.834	-0.9862u	1.6136	5.5748
Se 196.026	8.0838	-0.2341u	1.3769
Sn 189.925	-1.1413u	1.3744	-1.5979u
Sr 216.596	0.2348	0.5645	0.4003
Ti 334.941	0.1793	0.1336	0.2019
Tl 190.794	0.1262	1.4166	-0.6466u
V 292.401	0.5302	0.3559	1.1882
Zn 206.200	0.7038	0.2905	1.0953

Label	Sol'n Conc.	Units	SD	%RSD	Int. (c/s)	QC Value
Ag 328.068	0.1722	ppb	0.4750	275.8	-39.7331	0.17224
Al 308.215	-2.7760	ppb	0.1589	5.7	286.199	-2.77604
As 188.980	3.0719	ppb	2.6813	87.3	0.6764	3.07191
B 249.678	21.4275	ppb	2.1541	10.1	209.126	21.42752
Ba 389.178	0.1920	ppb	0.5924	308.5	-16.5235	0.19204
Be 313.042	0.0601	ppb	0.0068	11.4	-120.921	0.06014
Ca 370.602	2.608	ppb	1.190	45.6	20.60	2.60802
Cd 226.502	0.0175	ppb	0.0615	350.5	8.6471	0.01753
Co 228.615	0.1285	ppb	0.2945	229.3	16.3769	0.12846
Cr 267.716	0.6840	ppb	0.0577	8.4	33.0052	0.68403
Cu 324.754	0.3117	ppb	0.1837	58.9	145.174	0.31168
Fe 271.441	-0.9095	ppb	0.9139	100.5	2.8863	-0.90950
K 766.491	0.9869	ppb	0.4784	48.5	269.438	0.98686
Mg 279.078	0.6975	ppb	3.4825	499.3	21.4961	0.69749
Mn 257.610	0.6957	ppb	0.0744	10.7	187.035	0.69575
Mo 202.032	0.3421	ppb	0.0256	7.5	10.4505	0.34209
Na 330.237	-13.0219	ppb	118.287	908.4	-1.0696	-13.02187
Ni 231.604	1.1078	ppb	0.2465	22.3	0.8594	1.10777
Pb 220.353	-0.9313	ppb	0.3876	41.6	1.3378	-0.93129
Sb 206.834	2.0674	ppb	3.3040	159.8	2.4289	2.06740
Se 196.026	3.0755	ppb	4.4114	143.4	1.7979	3.07551
Sn 189.925	-0.4549	ppb	1.6006	351.9	0.0554	-0.45492
Sr 216.596	0.3999	ppb	0.1649	41.2	10.6999	0.39985
Ti 334.941	0.1716	ppb	0.0347	20.3	-54.2521	0.17159
Tl 190.794	0.2987	ppb	1.0424	348.9	-0.7096	0.29874
V 292.401	0.6915	ppb	0.4390	63.5	19.3631	0.69146
Zn 206.200	0.6965	ppb	0.4925	57.8	2.5376	0.69653

E03182013.vvq. All Data Report 3/20/2013, 10:34:42 AM

MB 680-261682/1-A (Samp) **3/18/2013, 4:13:09 PM** **Rack 1, Tube 27**
Weight: 1 **Volume: 1** **Dilution: 1**

Label	Replicates Concentration		
Ag 328.068	0.0716	0.1206	-0.3051u
Al 308.215	-3.0249u	-3.8515u	-2.5244u
As 188.980	4.0859	-0.4683u	-1.3809u
B 249.678	5.8306	7.0463	5.3652
Ba 389.178	-0.3705u	-0.3340u	-0.3090u
Be 313.042	0.0062	0.0019	-0.0047u
Ca 370.602	-0.6533u	6.846	3.738
Cd 226.502	0.0317	-0.0626u	0.0541
Co 228.615	-0.0107u	-0.3462u	0.6787
Cr 267.716	-0.1244u	0.2850	-0.0445u
Cu 324.754	-0.1580u	0.3857	-0.6865u
Fe 271.441	-11.3597u	-7.1128u	0.3801
K 766.491	0.1431	-0.1259u	-0.3906u
Mg 279.078	1.0007	2.4325	2.6151
Mn 257.610	0.1180	0.1057	0.0555
Mo 202.032	0.2713	-0.5393u	0.0001
Na 330.237	-89.7112u	19.9712	-210.614u
Ni 231.604	0.4179	1.5137	0.9064
Pb 220.353	-3.1919u	0.5313	-1.3612u
Sb 206.834	-2.0871u	-2.6708u	4.7528
Se 196.026	0.9399	-0.8497u	-4.1116u
Sn 189.925	1.8659	0.2797	-2.6403u
Sr 216.596	-0.0984u	0.0084	-0.0229u
Ti 334.941	0.0922	0.0297	0.0734
Tl 190.794	2.0240	2.7654	-0.5629u
V 292.401	0.5806	-0.0220u	-0.0392u
Zn 206.200	-1.6757u	-0.0970u	-1.5845u

Label	Sol'n Conc.	Units	SD	%RSD	Int. (c/s)
Ag 328.068	-0.0376	ppb	0.2329	618.6	-54.9660
Al 308.215	-3.1336	ppb	0.6702	21.4	284.177
As 188.980	0.7456	ppb	2.9286	392.8	-0.9231
B 249.678	6.0807	ppb	0.8680	14.3	80.5670
Ba 389.178	-0.3378	ppb	0.0309	9.1	-30.4504
Be 313.042	0.0012	ppb	0.0055	477.0	-242.422
Ca 370.602	3.311	ppb	3.768	113.8	23.54
Cd 226.502	0.0077	ppb	0.0619	801.7	8.2787
Co 228.615	0.1073	ppb	0.5225	487.1	16.1158
Cr 267.716	0.0387	ppb	0.2170	561.0	3.6198
Cu 324.754	-0.1529	ppb	0.5361	350.6	120.468
Fe 271.441	-6.0308	ppb	5.9442	98.6	-5.3881
K 766.491	-0.1245	ppb	0.2669	214.4	194.597
Mg 279.078	2.0161	ppb	0.8841	43.9	24.2573
Mn 257.610	0.0931	ppb	0.0331	35.6	53.8279
Mo 202.032	-0.0893	ppb	0.4126	461.9	7.1969
Na 330.237	-93.4513	ppb	115.338	123.4	-5.2369
Ni 231.604	0.9460	ppb	0.5490	58.0	0.4621
Pb 220.353	-1.3406	ppb	1.8616	138.9	0.6604
Sb 206.834	-0.0017	ppb	4.1279	246313.6	0.3552
Se 196.026	-1.3405	ppb	2.5613	191.1	-0.4309
Sn 189.925	-0.1649	ppb	2.2858	1386.2	0.3478
Sr 216.596	-0.0376	ppb	0.0549	145.7	5.7880
Ti 334.941	0.0651	ppb	0.0320	49.2	-87.7393
Tl 190.794	1.4088	ppb	1.7473	124.0	0.5445
V 292.401	0.1731	ppb	0.3530	203.9	4.1169
Zn 206.200	-1.1191	ppb	0.8863	79.2	-0.3733

E03182013.vvq. All Data Report 3/20/2013, 10:34:42 AM

LCS 680-261682/2-A (Samp) 3/18/2013, 4:18:33 PM Rack 1, Tube 28

Weight: 1

Volume: 1

Dilution: 1

Label	Replicates Concentration		
Ag 328.068	105.935	104.687	105.057
Al 308.215	9924.83	9921.91	9958.50
As 188.980	218.767	229.015	226.288
B 249.678	417.452	419.636	422.502
Ba 389.178	204.846	204.988	206.244
Be 313.042	103.790	103.757	104.193
Ca 370.602	9868	9857	9903
Cd 226.502	105.325	105.676	105.614
Co 228.615	103.164	102.909	103.425
Cr 267.716	205.466	206.005	206.528
Cu 324.754	206.032	204.068	205.071
Fe 271.441	10244.4	10208.3	10245.0
K 766.491	10249.7	10175.1	10205.0
Mg 279.078	10273.9	10260.9	10301.1
Mn 257.610	1058.33	1056.98	1061.58
Mo 202.032	204.384	205.468	206.532
Na 330.237	8847.68	8832.84	9088.32
Ni 231.604	205.811	208.787	210.831
Pb 220.353	102.707	104.863	101.669
Sb 206.834	107.409	101.465	105.609
Se 196.026	194.094	194.910	201.738
Sn 189.925	205.452	204.824	211.934
Sr 216.596	209.469	209.695	210.170
Ti 334.941	205.784	205.908	206.966
Tl 190.794	81.8362	81.7236	83.2644
V 292.401	205.517	204.206	205.537
Zn 206.200	206.662	207.121	207.500

Label	Sol'n Conc.	Units	SD	%RSD	Int. (c/s)
Ag 328.068	105.226	ppb	0.6412	0.6	7567.24
Al 308.215	9935.08	ppb	20.3329	0.2	56026.5
As 188.980	224.690	ppb	5.3075	2.4	153.018
B 249.678	419.863	ppb	2.5328	0.6	3538.28
Ba 389.178	205.359	ppb	0.7693	0.4	5424.59
Be 313.042	103.913	ppb	0.2428	0.2	213884
Ca 370.602	9876	ppb	23.97	0.2	39110
Cd 226.502	105.538	ppb	0.1869	0.2	3965.05
Co 228.615	103.166	ppb	0.2582	0.3	1294.67
Cr 267.716	205.999	ppb	0.5310	0.3	9386.40
Cu 324.754	205.057	ppb	0.9819	0.5	11039.6
Fe 271.441	10232.6	ppb	21.0005	0.2	16373.3
K 766.491	10209.9	ppb	37.5317	0.4	687785
Mg 279.078	10278.6	ppb	20.4932	0.2	21453.6
Mn 257.610	1058.96	ppb	2.3693	0.2	234187
Mo 202.032	205.461	ppb	1.0739	0.5	1556.95
Na 330.237	8922.95	ppb	143.414	1.6	457.376
Ni 231.604	208.476	ppb	2.5242	1.2	510.228
Pb 220.353	103.080	ppb	1.6289	1.6	173.194
Sb 206.834	104.827	ppb	3.0480	2.9	105.552
Se 196.026	196.914	ppb	4.1978	2.1	99.9492
Sn 189.925	207.403	ppb	3.9358	1.9	209.660
Sr 216.596	209.778	ppb	0.3579	0.2	2360.43
Ti 334.941	206.219	ppb	0.6496	0.3	64822.0
Tl 190.794	82.2747	ppb	0.8589	1.0	89.1373
V 292.401	205.086	ppb	0.7628	0.4	6010.79
Zn 206.200	207.094	ppb	0.4195	0.2	323.028

E03182013.wvq. All Data Report 3/20/2013, 10:34:42 AM

680-87961-A-1-F (Samp) 3/18/2013, 4:23:58 PM Rack 1, Tube 29

Weight: 1

Volume: 1

Dilution: 1

Label	Replicates Concentration		
Ag 328.068	2.8186	2.1169	3.1705
Al 308.215	52.2064	52.2105	53.1498
As 188.980	10.9124	9.9406	14.3757
B 249.678	26.3924	25.4106	25.8615
Ba 389.178	1.2555	1.0489	0.2722
Be 313.042	0.2760	0.2840	0.2813
Ca 370.602	54.37	54.07	57.05
Cd 226.502	5.3069	5.3364	5.5899
Co 228.615	5.7183	5.3728	5.4771
Cr 267.716	5.3758	5.4214	5.4600
Cu 324.754	5.2926	5.5623	5.8606
Fe 271.441	57.9028	57.5974	55.4185
K 766.491	113.378	114.024	115.721
Mg 279.078	60.9323	54.0751	50.5473
Mn 257.610	1.7820	1.8762	1.9472
Mo 202.032	5.4652	5.2811	5.9219
Na 330.237	931.270	860.868	1032.76
Ni 231.604	7.7845	5.9943	6.0781
Pb 220.353	5.0520	3.9411	4.0516
Sb 206.834	8.3188	9.9292	11.0236
Se 196.026	4.8060	12.9000	10.4311
Sn 189.925	12.1715	11.1696	10.0163
Sr 216.596	2.3454	1.8479	2.0775
Ti 334.941	2.7814	2.7841	2.8291
Tl 190.794	9.3115	9.4079	8.3135
V 292.401	3.2457	3.4203	3.8910
Zn 206.200	5.6226	5.5816	5.0767

Label	Sol'n Conc.	Units	SD	%RSD	Int. (c/s)
Ag 328.068	2.7020	ppb	0.5363	19.8	143.462
Al 308.215	52.5222	ppb	0.5435	1.0	596.873
As 188.980	11.7429	ppb	2.3313	19.9	6.6369
B 249.678	25.8882	ppb	0.4914	1.9	246.445
Ba 389.178	0.8589	ppb	0.5185	60.4	1.2985
Be 313.042	0.2804	ppb	0.0041	1.5	331.975
Ca 370.602	55.16	ppb	1.643	3.0	228.5
Cd 226.502	5.4110	ppb	0.1556	2.9	209.802
Co 228.615	5.5227	ppb	0.1772	3.2	83.2578
Cr 267.716	5.4191	ppb	0.0422	0.8	248.576
Cu 324.754	5.5718	ppb	0.2841	5.1	425.030
Fe 271.441	56.9729	ppb	1.3548	2.4	96.1941
K 766.491	114.374	ppb	1.2098	1.1	7905.45
Mg 279.078	55.1849	ppb	5.2807	9.6	135.186
Mn 257.610	1.8685	ppb	0.0829	4.4	446.725
Mo 202.032	5.5561	ppb	0.3299	5.9	49.7764
Na 330.237	941.633	ppb	86.4133	9.2	48.5081
Ni 231.604	6.6190	ppb	1.0102	15.3	14.3926
Pb 220.353	4.3482	ppb	0.6120	14.1	10.0689
Sb 206.834	9.7572	ppb	1.3606	13.9	10.0997
Se 196.026	9.3790	ppb	4.1483	44.2	4.9797
Sn 189.925	11.1192	ppb	1.0785	9.7	11.7267
Sr 216.596	2.0903	ppb	0.2490	11.9	29.4509
Ti 334.941	2.7982	ppb	0.0268	1.0	772.296
Tl 190.794	9.0110	ppb	0.6059	6.7	9.1228
V 292.401	3.5190	ppb	0.3338	9.5	101.585
Zn 206.200	5.4270	ppb	0.3040	5.6	10.1122

E03182013.vvq. All Data Report 3/20/2013, 10:34:42 AM

680-87961-A-2-F (Samp) **3/18/2013, 4:29:22 PM** **Rack 1, Tube 30****Weight: 1****Volume: 1****Dilution: 1**

Label	Replicates Concentration		
Ag 328.068	1.8971	2.1463	2.9351
Al 308.215	49.6287	48.0410	48.8678
As 188.980	15.4641	8.6606	6.4747
B 249.678	23.6901	23.4059	22.8873
Ba 389.178	0.8716	0.5227	0.5102
Be 313.042	0.2446	0.2553	0.2663
Ca 370.602	55.01	55.03	50.12
Cd 226.502	5.1427	5.2685	5.3631
Co 228.615	4.6141	5.2288	5.4779
Cr 267.716	5.3613	5.1983	5.2034
Cu 324.754	5.2821	5.3518	5.2136
Fe 271.441	47.4572	55.2439	51.2711
K 766.491	116.369	117.567	117.629
Mg 279.078	55.3555	52.7749	58.9178
Mn 257.610	2.5450	2.5934	2.5752
Mo 202.032	5.6965	5.5267	5.8009
Na 330.237	1152.46	918.757	882.982
Ni 231.604	7.0794	7.6797	5.3828
Pb 220.353	3.1872	3.2675	3.7037
Sb 206.834	12.8934	7.3942	14.7462
Se 196.026	6.0510	3.6721	3.6659
Sn 189.925	9.1377	11.1784	10.9804
Sr 216.596	1.5032	1.9099	1.4806
Ti 334.941	2.6700	2.6847	2.7618
Tl 190.794	10.7466	10.2411	7.3549
V 292.401	2.9728	2.7825	3.2711
Zn 206.200	4.6050	5.9391	5.6360

Label	Sol'n Conc.	Units	SD	%RSD	Int. (c/s)
Ag 328.068	2.3262	ppb	0.5419	23.3	116.257
Al 308.215	48.8458	ppb	0.7941	1.6	576.290
As 188.980	10.1998	ppb	4.6882	46.0	5.5758
B 249.678	23.3278	ppb	0.4071	1.7	224.999
Ba 389.178	0.6348	ppb	0.2052	32.3	-4.5938
Be 313.042	0.2554	ppb	0.0108	4.2	280.391
Ca 370.602	53.39	ppb	2.834	5.3	221.6
Cd 226.502	5.2581	ppb	0.1106	2.1	204.094
Co 228.615	5.1070	ppb	0.4446	8.7	78.0833
Cr 267.716	5.2543	ppb	0.0926	1.8	241.084
Cu 324.754	5.2825	ppb	0.0691	1.3	409.654
Fe 271.441	51.3241	ppb	3.8936	7.6	87.0737
K 766.491	117.188	ppb	0.7106	0.6	8094.95
Mg 279.078	55.6827	ppb	3.0845	5.5	136.215
Mn 257.610	2.5712	ppb	0.0244	0.9	602.053
Mo 202.032	5.6747	ppb	0.1384	2.4	50.6726
Na 330.237	984.734	ppb	146.355	14.9	50.7563
Ni 231.604	6.7140	ppb	1.1912	17.7	14.6258
Pb 220.353	3.3861	ppb	0.2780	8.2	8.4760
Sb 206.834	11.6779	ppb	3.8237	32.7	12.0173
Se 196.026	4.4630	ppb	1.3752	30.8	2.4989
Sn 189.925	10.4322	ppb	1.1254	10.8	11.0340
Sr 216.596	1.6312	ppb	0.2416	14.8	24.2723
Ti 334.941	2.7055	ppb	0.0493	1.8	743.128
Tl 190.794	9.4475	ppb	1.8298	19.4	9.6141
V 292.401	3.0088	ppb	0.2463	8.2	86.4723
Zn 206.200	5.3933	ppb	0.6994	13.0	10.0588

E03182013.vvq. All Data Report 3/20/2013, 10:34:42 AM

680-87961-A-3-F (Samp) 3/18/2013, 4:34:47 PM Rack 1, Tube 31

Weight: 1

Volume: 1

Dilution: 1

Label	Replicates Concentration		
Ag 328.068	2.7495	2.5671	0.8531
Al 308.215	47.6331	49.7031	51.4009
As 188.980	11.3154	13.6156	8.7304
B 249.678	22.9677	23.9345	24.2864
Ba 389.178	0.5196	1.2624	0.7746
Be 313.042	0.2487	0.2529	0.2454
Ca 370.602	56.02	51.35	52.36
Cd 226.502	5.4922	5.4041	5.4326
Co 228.615	5.6304	5.0875	4.6735
Cr 267.716	5.2521	5.0238	5.5094
Cu 324.754	5.3395	5.1366	5.0144
Fe 271.441	48.6400	53.8824	49.2976
K 766.491	112.844	112.686	113.637
Mg 279.078	54.5258	53.4351	54.7734
Mn 257.610	2.2042	2.2801	2.2758
Mo 202.032	5.3303	5.4523	5.1709
Na 330.237	839.066	902.140	1058.18
Ni 231.604	5.3259	5.7776	6.3646
Pb 220.353	5.9732	6.2873	2.6331
Sb 206.834	16.1632	9.8864	11.7319
Se 196.026	3.2186	7.2733	14.2264
Sn 189.925	11.5023	11.1681	7.1088
Sr 216.596	2.2314	2.3396	2.0374
Ti 334.941	2.7310	2.7545	2.7342
Tl 190.794	10.4077	10.2004	11.1361
V 292.401	3.3855	3.3810	3.1660
Zn 206.200	5.8104	5.1191	5.6086

Label	Sol'n Conc.	Units	SD	%RSD	Int. (c/s)
Ag 328.068	2.0566	ppb	1.0462	50.9	96.6815
Al 308.215	49.5790	ppb	1.8869	3.8	580.354
As 188.980	11.2204	ppb	2.4440	21.8	6.2777
B 249.678	23.7295	ppb	0.6828	2.9	228.364
Ba 389.178	0.8522	ppb	0.3774	44.3	1.1138
Be 313.042	0.2490	ppb	0.0037	1.5	267.306
Ca 370.602	53.24	ppb	2.455	4.6	221.0
Cd 226.502	5.4430	ppb	0.0450	0.8	210.983
Co 228.615	5.1305	ppb	0.4799	9.4	78.3904
Cr 267.716	5.2618	ppb	0.2429	4.6	241.417
Cu 324.754	5.1635	ppb	0.1642	3.2	403.314
Fe 271.441	50.6067	ppb	2.8558	5.6	85.9349
K 766.491	113.056	ppb	0.5095	0.5	7816.66
Mg 279.078	54.2448	ppb	0.7121	1.3	133.219
Mn 257.610	2.2534	ppb	0.0426	1.9	531.789
Mo 202.032	5.3178	ppb	0.1411	2.7	47.9798
Na 330.237	933.129	ppb	112.798	12.1	48.0695
Ni 231.604	5.8227	ppb	0.5208	8.9	12.4374
Pb 220.353	4.9645	ppb	2.0252	40.8	11.0899
Sb 206.834	12.5938	ppb	3.2260	25.6	12.9386
Se 196.026	8.2394	ppb	5.5672	67.6	4.4047
Sn 189.925	9.9264	ppb	2.4458	24.6	10.5240
Sr 216.596	2.2028	ppb	0.1531	7.0	30.7286
Ti 334.941	2.7399	ppb	0.0127	0.5	753.950
Tl 190.794	10.5814	ppb	0.4914	4.6	10.8955
V 292.401	3.3108	ppb	0.1254	3.8	95.4685
Zn 206.200	5.5127	ppb	0.3555	6.4	10.2499

E03182013.wvq. All Data Report 3/20/2013, 10:34:42 AM

680-87961-A-4-F (Samp) 3/18/2013, 4:40:12 PM Rack 1, Tube 32

Weight: 1

Volume: 1

Dilution: 1

Label	Replicates Concentration		
Ag 328.068	2.5579	1.3403	1.1368
Al 308.215	49.7994	46.6272	49.5305
As 188.980	12.6214	7.9140	15.5570
B 249.678	22.6506	23.2319	22.5843
Ba 389.178	-0.0136u	0.4607	0.4524
Be 313.042	0.2384	0.2493	0.2458
Ca 370.602	51.94	50.99	56.12
Cd 226.502	5.2653	5.2471	5.4324
Co 228.615	4.9058	5.3143	5.3885
Cr 267.716	5.1004	5.2491	5.2597
Cu 324.754	5.4034	5.3693	5.4117
Fe 271.441	59.0812	58.6084	66.2110
K 766.491	111.272	110.372	111.736
Mg 279.078	52.2920	50.6368	54.8974
Mn 257.610	2.3456	2.3389	2.3335
Mo 202.032	5.4060	4.7650	5.1491
Na 330.237	908.338	1076.87	970.015
Ni 231.604	7.1832	6.6180	7.1670
Pb 220.353	3.1369	5.5795	4.1338
Sb 206.834	13.9295	7.3525	7.3755
Se 196.026	8.2108	14.8074	6.0008
Sn 189.925	10.1641	9.7381	7.5171
Sr 216.596	1.2020	2.3071	1.8097
Ti 334.941	2.6637	2.5886	2.6047
Tl 190.794	10.7124	10.3698	11.1223
V 292.401	2.9607	3.3430	3.0793
Zn 206.200	5.2405	5.7754	5.7271

Label	Sol'n Conc.	Units	SD	%RSD	Int. (c/s)
Ag 328.068	1.6783	ppb	0.7685	45.8	69.3183
Al 308.215	48.6523	ppb	1.7590	3.6	575.136
As 188.980	12.0308	ppb	3.8556	32.0	6.8349
B 249.678	22.8223	ppb	0.3563	1.6	220.755
Ba 389.178	0.2998	ppb	0.2715	90.5	-13.3963
Be 313.042	0.2445	ppb	0.0055	2.3	257.985
Ca 370.602	53.02	ppb	2.726	5.1	219.0
Cd 226.502	5.3150	ppb	0.1021	1.9	206.237
Co 228.615	5.2029	ppb	0.2599	5.0	79.2916
Cr 267.716	5.2031	ppb	0.0891	1.7	238.750
Cu 324.754	5.3948	ppb	0.0225	0.4	415.613
Fe 271.441	61.3002	ppb	4.2594	6.9	103.054
K 766.491	111.126	ppb	0.6933	0.6	7686.72
Mg 279.078	52.6087	ppb	2.1479	4.1	129.805
Mn 257.610	2.3393	ppb	0.0061	0.3	550.798
Mo 202.032	5.1067	ppb	0.3226	6.3	46.3868
Na 330.237	985.073	ppb	85.2682	8.7	50.7585
Ni 231.604	6.9894	ppb	0.3217	4.6	15.3022
Pb 220.353	4.2834	ppb	1.2282	28.7	9.9624
Sb 206.834	9.5525	ppb	3.7906	39.7	9.8981
Se 196.026	9.6730	ppb	4.5817	47.4	5.1282
Sn 189.925	9.1398	ppb	1.4213	15.6	9.7308
Sr 216.596	1.7729	ppb	0.5535	31.2	25.9006
Ti 334.941	2.6190	ppb	0.0395	1.5	715.898
Tl 190.794	10.7348	ppb	0.3767	3.5	11.0677
V 292.401	3.1276	ppb	0.1957	6.3	90.0962
Zn 206.200	5.5810	ppb	0.2958	5.3	10.3599

E03182013.wvq. All Data Report 3/20/2013, 10:34:42 AM

680-87961-A-5-F (Samp) **3/18/2013, 4:45:37 PM** **Rack 1, Tube 33****Weight: 1****Volume: 1****Dilution: 1**

Label	Replicates Concentration		
Ag 328.068	1.7128	2.0674	2.0206
Al 308.215	46.6372	49.7696	46.4315
As 188.980	10.0919	11.1715	10.1430
B 249.678	22.5649	20.9560	23.1357
Ba 389.178	0.6842	0.0893	0.0218
Be 313.042	0.2449	0.2477	0.2494
Ca 370.602	48.33	53.32	47.82
Cd 226.502	5.3756	5.1961	5.3303
Co 228.615	4.6344	4.8257	5.5414
Cr 267.716	4.9432	5.3343	5.1869
Cu 324.754	5.9402	4.7282	4.9874
Fe 271.441	55.6528	47.3995	52.1585
K 766.491	109.824	110.912	108.773
Mg 279.078	51.4155	50.9834	48.9480
Mn 257.610	2.1998	2.2095	2.2779
Mo 202.032	5.3644	5.2618	5.5502
Na 330.237	895.570	1031.23	1217.39
Ni 231.604	7.4788	5.9015	6.4806
Pb 220.353	2.9631	3.5953	1.7577
Sb 206.834	9.9916	15.7318	7.1753
Se 196.026	10.4936	6.7230	14.0185
Sn 189.925	7.1835	11.2551	9.1683
Sr 216.596	2.0057	2.5290	1.9652
Ti 334.941	2.5908	2.6427	2.5704
Tl 190.794	11.9969	10.9827	10.3696
V 292.401	3.1858	3.4551	3.3977
Zn 206.200	6.6537	6.1062	5.6538

Label	Sol'n Conc.	Units	SD	%RSD	Int. (c/s)
Ag 328.068	1.9336	ppb	0.1927	10.0	87.7912
Al 308.215	47.6128	ppb	1.8707	3.9	569.332
As 188.980	10.4688	ppb	0.6091	5.8	5.7608
B 249.678	22.2188	ppb	1.1303	5.1	215.709
Ba 389.178	0.2651	ppb	0.3645	137.5	-14.3309
Be 313.042	0.2473	ppb	0.0023	0.9	263.821
Ca 370.602	49.82	ppb	3.041	6.1	207.1
Cd 226.502	5.3007	ppb	0.0934	1.8	205.679
Co 228.615	5.0005	ppb	0.4781	9.6	76.7719
Cr 267.716	5.1548	ppb	0.1975	3.8	236.547
Cu 324.754	5.2186	ppb	0.6382	12.2	406.242
Fe 271.441	51.7369	ppb	4.1428	8.0	87.7393
K 766.491	109.836	ppb	1.0695	1.0	7599.84
Mg 279.078	50.4490	ppb	1.3177	2.6	125.298
Mn 257.610	2.2290	ppb	0.0425	1.9	526.382
Mo 202.032	5.3921	ppb	0.1462	2.7	48.5403
Na 330.237	1048.06	ppb	161.571	15.4	54.0381
Ni 231.604	6.6203	ppb	0.7979	12.1	14.3958
Pb 220.353	2.7720	ppb	0.9336	33.7	7.4596
Sb 206.834	10.9662	ppb	4.3607	39.8	11.3080
Se 196.026	10.4117	ppb	3.6484	35.0	5.5009
Sn 189.925	9.2023	ppb	2.0360	22.1	9.7938
Sr 216.596	2.1666	ppb	0.3145	14.5	30.3108
Ti 334.941	2.6013	ppb	0.0372	1.4	710.317
Tl 190.794	11.1164	ppb	0.8218	7.4	11.4997
V 292.401	3.3462	ppb	0.1419	4.2	96.5173
Zn 206.200	6.1379	ppb	0.5907	8.2	11.2535

E03182013.wvq. All Data Report 3/20/2013, 10:34:42 AM

680-87961-A-6-F (Samp) **3/18/2013, 4:51:03 PM** **Rack 1, Tube 34****Weight: 1****Volume: 1****Dilution: 1**

Label	Replicates Concentration		
Ag 328.068	1.8778	2.4435	2.2252
Al 308.215	49.7981	50.9658	53.3080
As 188.980	9.3024	13.8963	11.3430
B 249.678	22.6077	21.6510	21.8590
Ba 389.178	0.5230	0.9573	1.2378
Be 313.042	0.2424	0.2426	0.2473
Ca 370.602	49.99	57.80	51.61
Cd 226.502	5.3024	5.4570	5.4051
Co 228.615	5.3846	5.5997	5.3602
Cr 267.716	5.0174	4.9862	4.9231
Cu 324.754	5.6515	5.1354	5.1126
Fe 271.441	56.0948	57.8700	45.2828
K 766.491	110.768	109.977	110.328
Mg 279.078	52.1574	53.7625	53.2157
Mn 257.610	2.3274	2.3105	2.3408
Mo 202.032	4.7133	5.1250	4.9388
Na 330.237	745.451	933.186	898.987
Ni 231.604	6.4289	6.1570	5.0970
Pb 220.353	4.1136	5.0951	3.3430
Sb 206.834	6.9677	8.3052	9.1571
Se 196.026	22.8886	4.6255	5.6110
Sn 189.925	10.1932	12.1133	11.1113
Sr 216.596	2.6159	2.1166	2.0525
Ti 334.941	2.6556	2.7127	2.6217
Tl 190.794	7.8950	9.2486	6.1627
V 292.401	3.1353	3.3178	3.4636
Zn 206.200	4.6319	4.7930	3.9062

Label	Sol'n Conc.	Units	SD	%RSD	Int. (c/s)
Ag 328.068	2.1822	ppb	0.2853	13.1	105.821
Al 308.215	51.3573	ppb	1.7874	3.5	590.241
As 188.980	11.5139	ppb	2.3017	20.0	6.4796
B 249.678	22.0392	ppb	0.5032	2.3	214.202
Ba 389.178	0.9060	ppb	0.3602	39.8	2.5235
Be 313.042	0.2441	ppb	0.0027	1.1	257.244
Ca 370.602	53.14	ppb	4.123	7.8	220.2
Cd 226.502	5.3881	ppb	0.0787	1.5	208.948
Co 228.615	5.4482	ppb	0.1318	2.4	82.3562
Cr 267.716	4.9756	ppb	0.0480	1.0	228.386
Cu 324.754	5.2998	ppb	0.3048	5.8	410.543
Fe 271.441	53.0825	ppb	6.8128	12.8	89.9325
K 766.491	110.358	ppb	0.3965	0.4	7634.94
Mg 279.078	53.0452	ppb	0.8160	1.5	130.714
Mn 257.610	2.3262	ppb	0.0152	0.7	547.890
Mo 202.032	4.9257	ppb	0.2061	4.2	45.0215
Na 330.237	859.208	ppb	99.9892	11.6	44.2281
Ni 231.604	5.8943	ppb	0.7038	11.9	12.6132
Pb 220.353	4.1839	ppb	0.8782	21.0	9.7981
Sb 206.834	8.1433	ppb	1.1037	13.6	8.4916
Se 196.026	11.0417	ppb	10.2716	93.0	5.8189
Sn 189.925	11.1393	ppb	0.9604	8.6	11.7470
Sr 216.596	2.2617	ppb	0.3085	13.6	31.4224
Ti 334.941	2.6633	ppb	0.0460	1.7	729.839
Tl 190.794	7.7688	ppb	1.5468	19.9	7.7194
V 292.401	3.3055	ppb	0.1645	5.0	95.4704
Zn 206.200	4.4437	ppb	0.4724	10.6	8.5361

E03182013.wvq. All Data Report 3/20/2013, 10:34:42 AM

680-87961-A-7-F (Samp) **3/18/2013, 4:56:29 PM** **Rack 1, Tube 35****Weight: 1****Volume: 1****Dilution: 1**

Label	Replicates Concentration		
Ag 328.068	2.4313	2.2306	0.4935
Al 308.215	50.4472	50.4372	49.8461
As 188.980	12.2903	7.0148	11.5835
B 249.678	21.3079	22.6932	21.2439
Ba 389.178	0.5217	0.7493	1.4705
Be 313.042	0.2435	0.2408	0.2385
Ca 370.602	53.21	52.26	50.25
Cd 226.502	5.2635	5.2246	5.5183
Co 228.615	5.0798	4.7074	4.9194
Cr 267.716	5.2748	4.8783	5.0161
Cu 324.754	5.5465	5.4680	5.5789
Fe 271.441	52.0965	57.0520	52.2246
K 766.491	108.685	110.580	110.965
Mg 279.078	54.5530	54.2537	54.6798
Mn 257.610	3.7441	3.8424	3.8241
Mo 202.032	5.5118	5.0983	5.4462
Na 330.237	835.990	1102.94	1007.66
Ni 231.604	6.6087	5.4352	7.2043
Pb 220.353	2.7011	2.5489	2.0523
Sb 206.834	8.0515	13.0252	8.4932
Se 196.026	-5.0450u	9.3620	4.6019
Sn 189.925	8.8584	10.2079	9.6535
Sr 216.596	2.5103	1.7682	2.3936
Ti 334.941	2.6546	2.6338	2.6011
Tl 190.794	9.1565	8.0113	12.6599
V 292.401	2.9355	3.3538	3.4568
Zn 206.200	6.3724	6.6507	7.3006

Label	Sol'n Conc.	Units	SD	%RSD	Int. (c/s)
Ag 328.068	1.7184	ppb	1.0656	62.0	72.2162
Al 308.215	50.2435	ppb	0.3442	0.7	584.088
As 188.980	10.2962	ppb	2.8637	27.8	5.6421
B 249.678	21.7483	ppb	0.8189	3.8	211.764
Ba 389.178	0.9138	ppb	0.4953	54.2	2.7383
Be 313.042	0.2409	ppb	0.0025	1.0	250.626
Ca 370.602	51.90	ppb	1.511	2.9	215.1
Cd 226.502	5.3355	ppb	0.1595	3.0	206.988
Co 228.615	4.9022	ppb	0.1868	3.8	75.5498
Cr 267.716	5.0564	ppb	0.2013	4.0	232.073
Cu 324.754	5.5311	ppb	0.0570	1.0	422.866
Fe 271.441	53.7910	ppb	2.8248	5.3	91.0127
K 766.491	110.077	ppb	1.2202	1.1	7616.02
Mg 279.078	54.4955	ppb	0.2188	0.4	133.718
Mn 257.610	3.8035	ppb	0.0523	1.4	874.433
Mo 202.032	5.3521	ppb	0.2222	4.2	48.2382
Na 330.237	982.196	ppb	135.283	13.8	50.6167
Ni 231.604	6.4161	ppb	0.9001	14.0	13.8944
Pb 220.353	2.4341	ppb	0.3393	13.9	6.9002
Sb 206.834	9.8567	ppb	2.7529	27.9	10.1973
Se 196.026	2.9730	ppb	7.3403	246.9	1.7473
Sn 189.925	9.5733	ppb	0.6783	7.1	10.1679
Sr 216.596	2.2240	ppb	0.3991	17.9	30.9640
Ti 334.941	2.6298	ppb	0.0270	1.0	719.318
Tl 190.794	9.9426	ppb	2.4219	24.4	10.1710
V 292.401	3.2487	ppb	0.2761	8.5	93.6320
Zn 206.200	6.7746	ppb	0.4764	7.0	12.2752

E03182013.vvq. All Data Report 3/20/2013, 10:34:42 AM

680-87961-A-8-F (Samp) **3/18/2013, 5:01:55 PM** **Rack 1, Tube 36**
Weight: 1 **Volume: 1** **Dilution: 1**

Label	Replicates Concentration		
Ag 328.068	1.7616	1.2292	1.4968
Al 308.215	49.4005	52.9449	50.4566
As 188.980	9.3818	13.5204	15.6482
B 249.678	21.6403	21.4618	22.5867
Ba 389.178	0.6441	0.1989	1.1563
Be 313.042	0.2302	0.2473	0.2513
Ca 370.602	50.45	55.08	54.52
Cd 226.502	5.4807	5.4396	5.3156
Co 228.615	5.2692	4.7140	5.2232
Cr 267.716	4.7948	5.1127	5.3971
Cu 324.754	5.3974	5.9247	5.4110
Fe 271.441	60.9421	59.3921	56.6305
K 766.491	110.023	111.094	110.299
Mg 279.078	52.7824	53.0290	50.4270
Mn 257.610	2.3540	2.3920	2.4057
Mo 202.032	5.0616	5.2801	5.1592
Na 330.237	1095.79	1103.92	1011.33
Ni 231.604	6.3516	6.5303	8.1366
Pb 220.353	4.4991	6.5068	3.1040
Sb 206.834	5.4262	15.9297	12.9967
Se 196.026	1.8470	12.6911	4.1481
Sn 189.925	11.0251	7.9614	5.9907
Sr 216.596	2.3028	1.2370	1.8468
Ti 334.941	2.6521	2.6415	2.6347
Tl 190.794	8.1754	8.5469	9.9166
V 292.401	2.8999	2.8416	2.9480
Zn 206.200	5.4901	4.4897	5.5529

Label	Sol'n Conc.	Units	SD	%RSD	Int. (c/s)
Ag 328.068	1.4958	ppb	0.2662	17.8	56.0824
Al 308.215	50.9340	ppb	1.8198	3.6	587.916
As 188.980	12.8502	ppb	3.1865	24.8	7.3983
B 249.678	21.8963	ppb	0.6045	2.8	213.003
Ba 389.178	0.6664	ppb	0.4791	71.9	-3.7736
Be 313.042	0.2429	ppb	0.0112	4.6	254.798
Ca 370.602	53.35	ppb	2.528	4.7	220.9
Cd 226.502	5.4120	ppb	0.0859	1.6	209.839
Co 228.615	5.0688	ppb	0.3081	6.1	77.6314
Cr 267.716	5.1015	ppb	0.3013	5.9	234.128
Cu 324.754	5.5777	ppb	0.3006	5.4	425.336
Fe 271.441	58.9882	ppb	2.1840	3.7	99.3969
K 766.491	110.472	ppb	0.5562	0.5	7642.64
Mg 279.078	52.0795	ppb	1.4364	2.8	128.698
Mn 257.610	2.3839	ppb	0.0268	1.1	560.633
Mo 202.032	5.1670	ppb	0.1094	2.1	46.8422
Na 330.237	1070.35	ppb	51.2745	4.8	55.1941
Ni 231.604	7.0062	ppb	0.9831	14.0	15.3433
Pb 220.353	4.7033	ppb	1.7106	36.4	10.6577
Sb 206.834	11.4509	ppb	5.4197	47.3	11.7970
Se 196.026	6.2287	ppb	5.7136	91.7	3.3900
Sn 189.925	8.3257	ppb	2.5369	30.5	8.9100
Sr 216.596	1.7955	ppb	0.5348	29.8	26.1466
Ti 334.941	2.6428	ppb	0.0088	0.3	723.360
Tl 190.794	8.8797	ppb	0.9170	10.3	8.9733
V 292.401	2.8965	ppb	0.0533	1.8	83.2958
Zn 206.200	5.1775	ppb	0.5965	11.5	9.7130

Cont Calib Verif (CCV) 3/18/2013, 5:07:20 PM Rack 1, Tube 37
 Weight: 1 Volume: 1 Dilution: 1

Label	Replicates Concentration		
Ag 328.068	509.035	502.141	506.148
Al 308.215	5071.12	5052.76	5082.87
As 188.980	481.696	495.447	481.820
B 249.678	2555.41	2557.87	2590.65
Ba 389.178	5010.68	4985.08	5019.56
Be 313.042	500.129	496.478	501.334
Ca 370.602	5004	4970	5015
Cd 226.502	505.822	504.156	506.886
Co 228.615	502.926	497.512	501.337
Cr 267.716	5004.38	4982.82	5022.82
Cu 324.754	4871.78	4919.81	4965.67
Fe 271.441	5101.99	5084.19	5106.20
K 766.491	9830.24	9733.03	9807.69
Mg 279.078	4995.17	4970.56	5000.46
Mn 257.610	5057.75	5029.44	5068.67
Mo 202.032	504.284	503.036	508.521
Na 330.237	7381.68	7228.68	7409.03
Ni 231.604	2543.56	2520.43	2540.67
Pb 220.353	505.831	502.973	509.397
Sb 206.834	975.884	966.763	962.028
Se 196.026	5009.07	5004.22	5012.80
Sn 189.925	5037.98	5037.25	5124.93
Sr 216.596	2512.02	2502.09	2523.02
Ti 334.941	491.990	489.091	493.478
Tl 190.794	5074.51	5028.17	5064.68
V 292.401	4993.51	4959.85	4991.54
Zn 206.200	2503.49	2500.60	2514.16

Label	Sol'n Conc.	Units	SD	%RSD	Int. (c/s)	QC Value
Ag 328.068	505.775	ppb	3.4622	0.7	36530.1	101.15496
Al 308.215	5068.92	ppb	15.1738	0.3	28699.6	101.37831
As 188.980	486.321	ppb	7.9038	1.6	332.809	97.26418
B 249.678	2567.98	ppb	19.6771	0.8	21537.3	102.71903
Ba 389.178	5005.10	ppb	17.9029	0.4	131562	100.10205
Be 313.042	499.314	ppb	2.5283	0.5	1028579	99.86272
Ca 370.602	4996	ppb	23.64	0.5	20108	99.92763
Cd 226.502	505.621	ppb	1.3761	0.3	18865.1	101.12427
Co 228.615	500.592	ppb	2.7831	0.6	6240.98	100.11833
Cr 267.716	5003.34	ppb	20.0213	0.4	227800	100.06685
Cu 324.754	4919.09	ppb	46.9456	1.0	261667	98.38176
Fe 271.441	5097.46	ppb	11.6820	0.2	8266.78	101.94926
K 766.491	9790.32	ppb	50.8789	0.5	659526	97.90317
Mg 279.078	4988.73	ppb	15.9573	0.3	10351.0	99.77457
Mn 257.610	5051.95	ppb	20.2488	0.4	1116719	101.03902
Mo 202.032	505.280	ppb	2.8754	0.6	3809.71	101.05605
Na 330.237	7339.80	ppb	97.1969	1.3	356.836	97.86396
Ni 231.604	2534.89	ppb	12.6059	0.5	6222.32	101.39548
Pb 220.353	506.067	ppb	3.2184	0.6	840.742	101.21344
Sb 206.834	968.225	ppb	7.0427	0.7	1016.15	38.72901Q
Se 196.026	5008.70	ppb	4.3024	0.1	2529.26	100.17397
Sn 189.925	5066.72	ppb	50.4135	1.0	5109.61	101.33440
Sr 216.596	2512.38	ppb	10.4719	0.4	28211.8	100.49509
Ti 334.941	491.519	ppb	2.2310	0.5	154550	98.30386
Tl 190.794	5055.79	ppb	24.4132	0.5	5702.14	101.11575
V 292.401	4981.63	ppb	18.8890	0.4	146893	99.63263
Zn 206.200	2506.08	ppb	7.1441	0.3	4096.36	100.24339

Cont Calib Blank (CCB) 3/18/2013, 5:12:44 PM Rack 1, Tube 38
 Weight: 1 Volume: 1 Dilution: 1

Label	Replicates Concentration		
Ag 328.068	-0.3840u	0.0086	0.1962
Al 308.215	-4.9591u	-2.6372u	-3.3643u
As 188.980	-1.0776u	1.9028	3.0496
B 249.678	24.6245	20.8992	19.5708
Ba 389.178	0.4664	0.2270	-0.0891u
Be 313.042	0.0495	0.0379	0.0306
Ca 370.602	1.129	3.281	0.7553
Cd 226.502	0.1177	0.1325	0.1154
Co 228.615	0.4795	0.0014	-0.1128u
Cr 267.716	0.4918	0.2121	0.2146
Cu 324.754	0.5569	0.5868	0.9186
Fe 271.441	0.0389	-6.3809u	-4.1093u
K 766.491	1.0215	0.5270	0.3391
Mg 279.078	4.7010	1.8452	-1.4880u
Mn 257.610	0.4836	0.4310	0.4398
Mo 202.032	0.7658	0.2678	0.7762
Na 330.237	-7.0512u	-78.8888u	-60.3503u
Ni 231.604	1.6959	1.4112	2.0216
Pb 220.353	-1.1673u	-1.9154u	0.7152
Sb 206.834	0.6952	-1.6720u	5.1104
Se 196.026	7.2546	-0.3670u	3.5577
Sn 189.925	1.4773	-1.5774u	1.0162
Sr 216.596	0.3245	0.7853	0.2003
Ti 334.941	0.1317	0.2039	0.1769
Tl 190.794	3.1112	-0.4050u	1.7136
V 292.401	0.2838	0.8172	0.3076
Zn 206.200	0.2663	-2.0109u	1.2646

Label	Sol'n Conc.	Units	SD	%RSD	Int. (c/s)	QC Value
Ag 328.068	-0.0597	ppb	0.2961	495.8	-56.5338	-0.05972
Al 308.215	-3.6535	ppb	1.1876	32.5	281.335	-3.65352
As 188.980	1.2916	ppb	2.1304	164.9	-0.5478	1.29160
B 249.678	21.6982	ppb	2.6199	12.1	211.392	21.69816
Ba 389.178	0.2014	ppb	0.2786	138.3	-16.2692	0.20141
Be 313.042	0.0394	ppb	0.0095	24.2	-163.798	0.03936
Ca 370.602	1.722	ppb	1.363	79.2	16.83	1.72177
Cd 226.502	0.1219	ppb	0.0093	7.6	12.5394	0.12186
Co 228.615	0.1227	ppb	0.3142	256.1	16.2880	0.12268
Cr 267.716	0.3062	ppb	0.1608	52.5	15.7979	0.30616
Cu 324.754	0.6874	ppb	0.2007	29.2	165.170	0.68743
Fe 271.441	-3.4838	ppb	3.2553	93.4	-1.2584	-3.48375
K 766.491	0.6292	ppb	0.3525	56.0	245.352	0.62920
Mg 279.078	1.6861	ppb	3.0976	183.7	23.5636	1.68609
Mn 257.610	0.4515	ppb	0.0282	6.2	133.053	0.45146
Mo 202.032	0.6033	ppb	0.2905	48.2	12.4213	0.60329
Na 330.237	-48.7634	ppb	37.2941	76.5	-2.9289	-48.76342
Ni 231.604	1.7096	ppb	0.3054	17.9	2.3371	1.70957
Pb 220.353	-0.7892	ppb	1.3555	171.8	1.5726	-0.78918
Sb 206.834	1.3778	ppb	3.4423	249.8	1.7299	1.37785
Se 196.026	3.4818	ppb	3.8113	109.5	2.0029	3.48178
Sn 189.925	0.3053	ppb	1.6467	539.3	0.8220	0.30534
Sr 216.596	0.4367	ppb	0.3082	70.6	11.0806	0.43672
Ti 334.941	0.1708	ppb	0.0365	21.4	-54.4846	0.17081
Tl 190.794	1.4733	ppb	1.7704	120.2	0.6165	1.47327
V 292.401	0.4695	ppb	0.3013	64.2	12.7411	0.46953
Zn 206.200	-0.1600	ppb	1.6789	1049.2	323.1646	-0.16001

E03182013.vvq. All Data Report 3/20/2013, 10:34:42 AM

MB 680-262386/1-A (Samp) **3/18/2013, 5:18:08 PM** **Rack 1, Tube 39**
Weight: 1 **Volume: 1** **Dilution: 1**

Label	Replicates Concentration		
Ag 328.068	0.0298	0.3096	-0.0871u
Al 308.215	-2.6508u	-5.2305u	-4.9421u
As 188.980	1.3083	-2.2863u	-1.6929u
B 249.678	6.2129	5.9285	5.5953
Ba 389.178	0.5583	-0.0170u	-0.5590u
Be 313.042	-0.0062u	0.0080	0.0041
Ca 370.602	-2.958u	2.768	1.099
Cd 226.502	-0.0943u	-0.0260u	-0.0465u
Co 228.615	0.0832	-0.0431u	0.4588
Cr 267.716	-0.0162u	-0.1265u	-0.0900u
Cu 324.754	0.2050	-0.0996u	1.3108
Fe 271.441	5.5805	-2.8623u	3.4153
K 766.491	0.2170	-0.3023u	-0.3977u
Mg 279.078	-3.0742u	0.3619	-2.1469u
Mn 257.610	0.0852	0.0719	0.0739
Mo 202.032	-0.3311u	-0.1359u	0.1105
Na 330.237	-156.732u	-124.673u	-140.028u
Ni 231.604	-0.4471u	1.4457	1.7490
Pb 220.353	-1.8537u	-0.8303u	-0.4738u
Sb 206.834	1.7108	-0.5779u	-1.3092u
Se 196.026	-5.8595u	-4.3723u	-0.8676u
Sn 189.925	-1.4042u	-2.4449u	-0.3310u
Sr 216.596	0.3926	-0.0758u	0.3839
Ti 334.941	0.0396	0.0674	0.1109
Tl 190.794	-2.2599u	0.9348	2.1947
V 292.401	0.0026	-0.2611u	-0.1550u
Zn 206.200	-1.1565u	-0.8205u	-0.0709u

Label	Sol'n Conc.	Units	SD	%RSD	Int. (c/s)
Ag 328.068	0.0841	ppb	0.2038	242.3	-46.1185
Al 308.215	-4.2745	ppb	1.4135	33.1	277.799
As 188.980	-0.8903	ppb	1.9270	216.4	-2.0479
B 249.678	5.9122	ppb	0.3091	5.2	79.1495
Ba 389.178	-0.0059	ppb	0.5587	9456.8	-21.7252
Be 313.042	0.0020	ppb	0.0073	371.7	-240.731
Ca 370.602	0.3031	ppb	2.945	971.5	10.57
Cd 226.502	-0.0556	ppb	0.0351	63.0	5.9350
Co 228.615	0.1663	ppb	0.2611	157.0	16.8441
Cr 267.716	-0.0776	ppb	0.0562	72.5	-1.6694
Cu 324.754	0.4720	ppb	0.7422	157.2	153.709
Fe 271.441	2.0445	ppb	4.3851	214.5	7.5681
K 766.491	-0.1610	ppb	0.3308	205.5	192.137
Mg 279.078	-1.6197	ppb	1.7776	109.7	16.6714
Mn 257.610	0.0770	ppb	0.0072	9.4	50.2767
Mo 202.032	-0.1188	ppb	0.2213	186.3	6.9748
Na 330.237	-140.478	ppb	16.0344	11.4	-7.6823
Ni 231.604	0.9159	ppb	1.1901	129.9	0.3883
Pb 220.353	-1.0526	ppb	0.7163	68.1	1.1371
Sb 206.834	-0.0587	ppb	1.5755	2682.4	0.2958
Se 196.026	-3.6998	ppb	2.5630	69.3	-1.6215
Sn 189.925	-1.3934	ppb	1.0570	75.9	-0.8910
Sr 216.596	0.2336	ppb	0.2680	114.7	8.8351
Ti 334.941	0.0727	ppb	0.0359	49.5	-85.3725
Tl 190.794	0.2899	ppb	2.2963	792.2	-0.7198
V 292.401	-0.1379	ppb	0.1327	96.3	-5.0915
Zn 206.200	-0.6826	ppb	0.5558	131.4	0.3273

E03182013.vvq. All Data Report 3/20/2013, 10:34:42 AM

LCS 680-262386/2-A (Samp) 3/18/2013, 5:23:32 PM Rack 1, Tube 40

Weight: 1

Volume: 1

Dilution: 1

Label	Replicates Concentration		
Ag 328.068	104.600	105.154	104.081
Al 308.215	9927.09	9937.38	9896.62
As 188.980	224.721	225.315	216.319
B 249.678	414.573	419.166	420.216
Ba 389.178	205.830	206.664	205.838
Be 313.042	103.999	104.090	103.694
Ca 370.602	9883	9894	9867
Cd 226.502	105.009	105.646	105.088
Co 228.615	102.042	102.369	102.398
Cr 267.716	206.268	206.626	205.832
Cu 324.754	204.608	203.035	202.018
Fe 271.441	10220.9	10214.8	10182.7
K 766.491	10113.7	10129.9	10114.0
Mg 279.078	10293.2	10287.2	10239.5
Mn 257.610	1060.33	1060.63	1056.67
Mo 202.032	206.579	206.955	207.286
Na 330.237	8744.58	9005.54	8870.80
Ni 231.604	209.615	209.520	208.387
Pb 220.353	102.042	102.441	101.197
Sb 206.834	100.365	103.547	104.686
Se 196.026	199.128	205.371	189.823
Sn 189.925	203.759	209.679	203.067
Sr 216.596	210.159	210.888	209.827
Ti 334.941	206.315	206.744	205.931
Tl 190.794	83.9152	81.4700	79.8372
V 292.401	204.354	204.417	204.324
Zn 206.200	205.644	209.714	205.274

Label	Sol'n Conc.	Units	SD	%RSD	Int. (c/s)
Ag 328.068	104.612	ppb	0.5366	0.5	7522.71
Al 308.215	9920.36	ppb	21.1959	0.2	55944.2
As 188.980	222.118	ppb	5.0308	2.3	151.250
B 249.678	417.985	ppb	3.0014	0.7	3522.57
Ba 389.178	206.111	ppb	0.4794	0.2	5444.32
Be 313.042	103.928	ppb	0.2077	0.2	213914
Ca 370.602	9881	ppb	13.70	0.1	39134
Cd 226.502	105.248	ppb	0.3470	0.3	3954.17
Co 228.615	102.270	ppb	0.1981	0.2	1283.50
Cr 267.716	206.242	ppb	0.3975	0.2	9397.45
Cu 324.754	203.221	ppb	1.3048	0.6	10942.0
Fe 271.441	10206.1	ppb	20.4987	0.2	16331.0
K 766.491	10119.2	ppb	9.2807	0.1	681674
Mg 279.078	10273.3	ppb	29.4577	0.3	21442.5
Mn 257.610	1059.21	ppb	2.2060	0.2	234241
Mo 202.032	206.940	ppb	0.3537	0.2	1568.11
Na 330.237	8873.64	ppb	130.501	1.5	454.818
Ni 231.604	209.174	ppb	0.6830	0.3	511.941
Pb 220.353	101.893	ppb	0.6353	0.6	171.228
Sb 206.834	102.866	ppb	2.2397	2.2	103.568
Se 196.026	198.107	ppb	7.8244	3.9	100.551
Sn 189.925	205.502	ppb	3.6343	1.8	207.743
Sr 216.596	210.291	ppb	0.5428	0.3	2366.14
Ti 334.941	206.330	ppb	0.4067	0.2	64856.7
Tl 190.794	81.7408	ppb	2.0524	2.5	88.5357
V 292.401	204.365	ppb	0.0476	0.0	5989.21
Zn 206.200	206.877	ppb	2.4634	1.2	322.680

E03182013.vvq. All Data Report 3/20/2013, 10:34:42 AM

680-87961-A-1-G (Samp) 3/18/2013, 5:28:56 PM Rack 1, Tube 41

Weight: 1

Volume: 1

Dilution: 1

Label	Replicates Concentration		
Ag 328.068	1.7898	2.5095	2.2812
Al 308.215	53.7128	52.0876	48.4826
As 188.980	6.7643	8.2041	11.6220
B 249.678	26.9829	27.3250	25.3445
Ba 389.178	0.8705	-0.1003 _u	0.6479
Be 313.042	0.2690	0.2778	0.2751
Ca 370.602	53.26	55.59	54.60
Cd 226.502	5.4593	5.4622	5.3308
Co 228.615	5.4791	5.0719	5.2840
Cr 267.716	5.2320	5.3045	5.2563
Cu 324.754	5.2176	5.4192	5.0719
Fe 271.441	62.8120	59.9699	49.6220
K 766.491	112.574	112.230	111.366
Mg 279.078	51.2327	53.3450	57.6084
Mn 257.610	2.4504	2.4914	2.4954
Mo 202.032	5.4328	5.9923	5.9038
Na 330.237	919.006	1150.73	1201.56
Ni 231.604	7.1324	4.7126	7.3129
Pb 220.353	8.1040	2.2768	6.2666
Sb 206.834	11.3331	10.5031	11.4001
Se 196.026	-1.6977 _u	6.9002	2.7785
Sn 189.925	8.4682	8.5291	10.8591
Sr 216.596	2.0580	2.4230	2.4423
Ti 334.941	2.7923	2.7060	2.6971
Tl 190.794	9.3074	9.4245	10.2988
V 292.401	2.9599	3.4793	2.9853
Zn 206.200	6.1122	5.7678	5.4095

Label	Sol'n Conc.	Units	SD	%RSD	Int. (c/s)
Ag 328.068	2.1935	ppb	0.3677	16.8	106.642
Al 308.215	51.4276	ppb	2.6768	5.2	590.743
As 188.980	8.8635	ppb	2.4951	28.2	4.6570
B 249.678	26.5508	ppb	1.0586	4.0	251.996
Ba 389.178	0.4727	ppb	0.5086	107.6	-8.8572
Be 313.042	0.2740	ppb	0.0045	1.6	318.694
Ca 370.602	54.48	ppb	1.170	2.1	225.8
Cd 226.502	5.4174	ppb	0.0751	1.4	210.037
Co 228.615	5.2784	ppb	0.2037	3.9	80.2217
Cr 267.716	5.2643	ppb	0.0369	0.7	241.537
Cu 324.754	5.2362	ppb	0.1744	3.3	407.188
Fe 271.441	57.4680	ppb	6.9418	12.1	96.9151
K 766.491	112.057	ppb	0.6224	0.6	7749.37
Mg 279.078	54.0620	ppb	3.2478	6.0	132.834
Mn 257.610	2.4791	ppb	0.0249	1.0	581.682
Mo 202.032	5.7763	ppb	0.3008	5.2	51.4388
Na 330.237	1090.43	ppb	150.618	13.8	56.2398
Ni 231.604	6.3860	ppb	1.4520	22.7	13.8205
Pb 220.353	5.5491	ppb	2.9791	53.7	12.0576
Sb 206.834	11.0788	ppb	0.4997	4.5	11.4199
Se 196.026	2.6604	ppb	4.3002	161.6	1.5892
Sn 189.925	9.2855	ppb	1.3632	14.7	9.8777
Sr 216.596	2.3078	ppb	0.2165	9.4	31.9045
Ti 334.941	2.7318	ppb	0.0526	1.9	751.382
Tl 190.794	9.6769	ppb	0.5418	5.6	9.8733
V 292.401	3.1415	ppb	0.2928	9.3	90.4279
Zn 206.200	5.7632	ppb	0.3514	6.1	10.6521

E03182013.wvq. All Data Report 3/20/2013, 10:34:42 AM

680-87961-A-2-G (Samp) 3/18/2013, 5:34:21 PM Rack 1, Tube 42

Weight: 1

Volume: 1

Dilution: 1

Label	Replicates Concentration		
Ag 328.068	1.4729	2.6162	1.7599
Al 308.215	49.0985	48.8268	46.5079
As 188.980	9.2776	14.5758	11.8775
B 249.678	24.0369	23.7913	23.6946
Ba 389.178	1.0394	1.5082	0.5519
Be 313.042	0.2522	0.2447	0.2556
Ca 370.602	51.60	51.58	49.85
Cd 226.502	5.5673	5.4719	5.4352
Co 228.615	5.6788	5.5483	4.8585
Cr 267.716	5.0215	5.0337	5.1315
Cu 324.754	5.7585	4.7463	5.5520
Fe 271.441	58.5334	55.9408	52.4364
K 766.491	110.092	110.066	109.217
Mg 279.078	52.7024	51.1589	48.9695
Mn 257.610	2.3444	2.3117	2.3520
Mo 202.032	5.1719	5.5173	5.5660
Na 330.237	924.699	963.162	961.544
Ni 231.604	5.5895	5.7191	6.1124
Pb 220.353	4.5171	6.1824	4.9734
Sb 206.834	9.0814	7.8552	14.9865
Se 196.026	11.0343	9.8060	9.3326
Sn 189.925	7.0052	9.9664	11.1124
Sr 216.596	1.9199	2.5674	1.4387
Ti 334.941	2.6735	2.7098	2.6664
Tl 190.794	12.4394	12.2655	9.2432
V 292.401	3.2585	3.1940	3.2445
Zn 206.200	5.9342	5.9929	6.5961

Label	Sol'n Conc.	Units	SD	%RSD	Int. (c/s)
Ag 328.068	1.9497	ppb	0.5948	30.5	88.9718
Al 308.215	48.1444	ppb	1.4238	3.0	572.300
As 188.980	11.9103	ppb	2.6493	22.2	6.7520
B 249.678	23.8410	ppb	0.1765	0.7	229.293
Ba 389.178	1.0332	ppb	0.4782	46.3	5.8664
Be 313.042	0.2508	ppb	0.0056	2.2	271.004
Ca 370.602	51.01	ppb	1.004	2.0	211.4
Cd 226.502	5.4915	ppb	0.0682	1.2	212.803
Co 228.615	5.3619	ppb	0.4408	8.2	81.2639
Cr 267.716	5.0622	ppb	0.0603	1.2	232.333
Cu 324.754	5.3523	ppb	0.5348	10.0	413.351
Fe 271.441	55.6369	ppb	3.0599	5.5	93.9847
K 766.491	109.792	ppb	0.4976	0.5	7596.83
Mg 279.078	50.9436	ppb	1.8757	3.7	126.329
Mn 257.610	2.3360	ppb	0.0214	0.9	550.043
Mo 202.032	5.4184	ppb	0.2148	4.0	48.7386
Na 330.237	949.802	ppb	21.7544	2.3	48.9299
Ni 231.604	5.8070	ppb	0.2723	4.7	12.3989
Pb 220.353	5.2243	ppb	0.8606	16.5	11.5202
Sb 206.834	10.6410	ppb	3.8129	35.8	10.9837
Se 196.026	10.0576	ppb	0.8783	8.7	5.3223
Sn 189.925	9.3613	ppb	2.1194	22.6	9.9542
Sr 216.596	1.9753	ppb	0.5663	28.7	28.1759
Ti 334.941	2.6832	ppb	0.0233	0.9	736.099
Tl 190.794	11.3160	ppb	1.7972	15.9	11.7244
V 292.401	3.2323	ppb	0.0340	1.1	93.1857
Zn 206.200	6.1744	ppb	0.3664	5.9	31.3126

E03182013.vvq. All Data Report 3/20/2013, 10:34:42 AM

680-87961-A-3-G (Samp) 3/18/2013, 5:39:46 PM Rack 1, Tube 43

Weight: 1

Volume: 1

Dilution: 1

Label	Replicates Concentration		
Ag 328.068	2.9396	1.6929	1.3851
Al 308.215	50.6550	52.1236	49.9791
As 188.980	14.9673	6.8671	10.2744
B 249.678	23.8133	21.7581	23.5198
Ba 389.178	1.3831	0.2060	0.8458
Be 313.042	0.2505	0.2501	0.2454
Ca 370.602	48.13	50.97	51.47
Cd 226.502	5.4824	5.5363	5.3359
Co 228.615	5.6065	4.9352	4.9827
Cr 267.716	5.2059	5.3269	5.2661
Cu 324.754	5.1220	5.6838	5.5052
Fe 271.441	53.0008	54.0284	42.2575
K 766.491	110.414	109.754	109.023
Mg 279.078	53.0115	56.6751	52.6316
Mn 257.610	2.7941	2.8064	2.7842
Mo 202.032	4.6226	5.0128	5.6292
Na 330.237	996.564	865.556	910.099
Ni 231.604	6.0654	4.8275	6.7062
Pb 220.353	2.9200	2.5608	5.6969
Sb 206.834	15.6250	12.7572	9.2297
Se 196.026	12.6548	11.6099	8.0149
Sn 189.925	9.1371	9.5638	9.8618
Sr 216.596	1.8397	1.8127	2.0348
Ti 334.941	2.7117	2.7088	2.6995
Tl 190.794	11.3456	11.6134	9.5635
V 292.401	3.5862	3.1795	3.0941
Zn 206.200	6.0736	6.3487	5.4311

Label	Sol'n Conc.	Units	SD	%RSD	Int. (c/s)
Ag 328.068	2.0059	ppb	0.8232	41.0	93.0443
Al 308.215	50.9193	ppb	1.0964	2.2	587.836
As 188.980	10.7029	ppb	4.0670	38.0	5.9219
B 249.678	23.0304	ppb	1.1116	4.8	222.509
Ba 389.178	0.8116	ppb	0.5893	72.6	0.0408
Be 313.042	0.2487	ppb	0.0029	1.2	266.607
Ca 370.602	50.19	ppb	1.803	3.6	208.9
Cd 226.502	5.4516	ppb	0.1037	1.9	211.299
Co 228.615	5.1748	ppb	0.3746	7.2	78.9485
Cr 267.716	5.2663	ppb	0.0605	1.1	241.626
Cu 324.754	5.4370	ppb	0.2871	5.3	417.849
Fe 271.441	49.7622	ppb	6.5196	13.1	84.6344
K 766.491	109.730	ppb	0.6956	0.6	7592.71
Mg 279.078	54.1060	ppb	2.2329	4.1	132.920
Mn 257.610	2.7949	ppb	0.0111	0.4	651.478
Mo 202.032	5.0882	ppb	0.5075	10.0	46.2475
Na 330.237	924.073	ppb	66.6124	7.2	47.5963
Ni 231.604	5.8664	ppb	0.9550	16.3	12.5446
Pb 220.353	3.7259	ppb	1.7164	46.1	9.0392
Sb 206.834	12.5373	ppb	3.2033	25.6	12.8844
Se 196.026	10.7599	ppb	2.4339	22.6	5.6768
Sn 189.925	9.5209	ppb	0.3642	3.8	10.1151
Sr 216.596	1.8957	ppb	0.1212	6.4	27.2851
Ti 334.941	2.7067	ppb	0.0064	0.2	743.486
Tl 190.794	10.8408	ppb	1.1143	10.3	11.1881
V 292.401	3.2866	ppb	0.2629	8.0	94.8110
Zn 206.200	5.9511	ppb	0.4709	7.9	10.9537

E03182013.wvq. All Data Report 3/20/2013, 10:34:42 AM

680-87961-A-4-G (Samp) 3/18/2013, 5:45:11 PM Rack 1, Tube 44

Weight: 1

Volume: 1

Dilution: 1

Label	Replicates Concentration		
Ag 328.068	2.2063	2.2030	2.1829
Al 308.215	49.1361	49.6729	48.7070
As 188.980	9.0482	11.2511	8.3589
B 249.678	22.5548	22.1547	23.2413
Ba 389.178	0.6072	0.6798	0.3281
Be 313.042	0.2392	0.2423	0.2521
Ca 370.602	50.14	55.96	52.98
Cd 226.502	5.3859	5.3043	5.2315
Co 228.615	4.8918	4.9451	5.7104
Cr 267.716	5.1511	4.8269	5.3407
Cu 324.754	5.2871	5.9382	5.1991
Fe 271.441	56.9414	47.9022	48.6489
K 766.491	105.846	108.131	107.538
Mg 279.078	52.4252	49.8345	51.6430
Mn 257.610	2.0963	2.1756	2.1602
Mo 202.032	5.3098	4.9247	5.1098
Na 330.237	1119.41	1086.01	748.703
Ni 231.604	6.7646	5.0569	5.5061
Pb 220.353	4.9621	3.0210	6.5083
Sb 206.834	9.5586	11.4425	5.5738
Se 196.026	14.9541	15.1578	11.1670
Sn 189.925	8.9191	9.0087	8.2951
Sr 216.596	1.6453	2.1555	1.5694
Ti 334.941	2.5795	2.5874	2.5668
Tl 190.794	11.1963	9.5555	9.1944
V 292.401	3.0493	2.9614	3.0198
Zn 206.200	6.5125	6.0185	4.8747

Label	Sol'n Conc.	Units	SD	%RSD	Int. (c/s)
Ag 328.068	2.1974	ppb	0.0126	0.6	106.914
Al 308.215	49.1720	ppb	0.4840	1.0	578.040
As 188.980	9.5527	ppb	1.5106	15.8	5.1311
B 249.678	22.6502	ppb	0.5496	2.4	219.326
Ba 389.178	0.5384	ppb	0.1857	34.5	-7.1518
Be 313.042	0.2445	ppb	0.0067	2.8	258.119
Ca 370.602	53.03	ppb	2.914	5.5	220.4
Cd 226.502	5.3072	ppb	0.0772	1.5	205.916
Co 228.615	5.1824	ppb	0.4580	8.8	79.0404
Cr 267.716	5.1062	ppb	0.2598	5.1	234.337
Cu 324.754	5.4748	ppb	0.4037	7.4	419.861
Fe 271.441	51.1642	ppb	5.0172	9.8	86.8283
K 766.491	107.172	ppb	1.1858	1.1	7420.38
Mg 279.078	51.3009	ppb	1.3288	2.6	127.076
Mn 257.610	2.1441	ppb	0.0420	2.0	507.596
Mo 202.032	5.1147	ppb	0.1926	3.8	46.4485
Na 330.237	984.709	ppb	205.068	20.8	50.7418
Ni 231.604	5.7759	ppb	0.8852	15.3	12.3223
Pb 220.353	4.8305	ppb	1.7474	36.2	10.8684
Sb 206.834	8.8583	ppb	2.9964	33.8	9.2029
Se 196.026	13.7597	ppb	2.2476	16.3	7.1905
Sn 189.925	8.7410	ppb	0.3888	4.4	9.3287
Sr 216.596	1.7901	ppb	0.3187	17.8	26.1067
Ti 334.941	2.5779	ppb	0.0104	0.4	702.960
Tl 190.794	9.9821	ppb	1.0670	10.7	10.2192
V 292.401	3.0102	ppb	0.0447	1.5	86.6512
Zn 206.200	5.8019	ppb	0.8401	14.5	10.7148

E03182013.vvq. All Data Report 3/20/2013, 10:34:42 AM

680-87961-A-5-G (Samp) 3/18/2013, 5:50:36 PM Rack 1, Tube 45

Weight: 1

Volume: 1

Dilution: 1

Label	Replicates Concentration		
Ag 328.068	2.5437	1.8133	1.4212
Al 308.215	47.2378	50.6889	50.9316
As 188.980	8.8525	8.6886	8.9994
B 249.678	21.4382	22.6117	22.4122
Ba 389.178	1.1115	0.3906	0.6315
Be 313.042	0.2418	0.2486	0.2450
Ca 370.602	54.52	50.20	51.29
Cd 226.502	5.3594	5.2828	5.4748
Co 228.615	5.2589	4.6186	5.3486
Cr 267.716	5.2026	4.9752	5.1917
Cu 324.754	4.9320	4.8214	5.5354
Fe 271.441	56.5113	45.3195	54.7813
K 766.491	110.262	108.807	110.332
Mg 279.078	53.4271	51.7561	52.7496
Mn 257.610	2.3742	2.4526	2.5042
Mo 202.032	5.2019	5.2476	5.3198
Na 330.237	751.084	1022.66	889.403
Ni 231.604	6.4570	7.6452	5.8291
Pb 220.353	4.3791	3.8580	0.6051
Sb 206.834	7.1741	13.4269	7.6542
Se 196.026	0.5123	14.7861	2.6783
Sn 189.925	7.1868	8.3714	12.3209
Sr 216.596	2.0578	2.0879	1.4607
Ti 334.941	2.6385	2.6477	2.6193
Tl 190.794	4.4583	12.4583	8.9472
V 292.401	3.2227	3.1018	3.0828
Zn 206.200	5.3240	6.4593	6.7845

Label	Sol'n Conc.	Units	SD	%RSD	Int. (c/s)
Ag 328.068	1.9261	ppb	0.5697	29.6	87.2553
Al 308.215	49.6194	ppb	2.0661	4.2	580.551
As 188.980	8.8468	ppb	0.1555	1.8	4.6457
B 249.678	22.1540	ppb	0.6279	2.8	215.167
Ba 389.178	0.7112	ppb	0.3670	51.6	-2.6002
Be 313.042	0.2451	ppb	0.0034	1.4	259.372
Ca 370.602	52.00	ppb	2.246	4.3	216.0
Cd 226.502	5.3723	ppb	0.0967	1.8	208.350
Co 228.615	5.0753	ppb	0.3981	7.8	77.7102
Cr 267.716	5.1232	ppb	0.1283	2.5	235.107
Cu 324.754	5.0963	ppb	0.3843	7.5	399.734
Fe 271.441	52.2040	ppb	6.0246	11.5	88.5877
K 766.491	109.800	ppb	0.8611	0.8	7597.40
Mg 279.078	52.6443	ppb	0.8405	1.6	129.875
Mn 257.610	2.4437	ppb	0.0655	2.7	573.840
Mo 202.032	5.2564	ppb	0.0594	1.1	47.5170
Na 330.237	887.715	ppb	135.794	15.3	45.7019
Ni 231.604	6.6438	ppb	0.9223	13.9	14.4534
Pb 220.353	2.9474	ppb	2.0452	69.4	7.7501
Sb 206.834	9.4184	ppb	3.4798	36.9	9.7643
Se 196.026	5.9922	ppb	7.6923	128.4	3.2706
Sn 189.925	9.2930	ppb	2.6882	28.9	9.8853
Sr 216.596	1.8688	ppb	0.3537	18.9	26.9690
Ti 334.941	2.6352	ppb	0.0145	0.5	720.998
Tl 190.794	8.6213	ppb	4.0099	46.5	8.6822
V 292.401	3.1358	ppb	0.0759	2.4	90.3528
Zn 206.200	6.1893	ppb	0.7668	12.4	31.3359

E03182013.vvq. All Data Report 3/20/2013, 10:34:42 AM

680-87961-A-6-G (Samp) 3/18/2013, 5:56:02 PM Rack 1, Tube 46

Weight: 1

Volume: 1

Dilution: 1

Label	Replicates Concentration		
Ag 328.068	2.3383	2.7176	2.0326
Al 308.215	49.9609	46.7412	46.2561
As 188.980	11.1944	11.9174	8.0125
B 249.678	21.8424	22.3444	23.4453
Ba 389.178	-0.1375u	0.0951	0.0639
Be 313.042	0.2477	0.2504	0.2543
Ca 370.602	49.15	47.49	52.70
Cd 226.502	5.4491	5.0725	5.4865
Co 228.615	4.8273	4.3854	4.5079
Cr 267.716	5.1767	5.1362	5.0842
Cu 324.754	4.8568	5.7387	5.2912
Fe 271.441	47.2822	51.6042	50.5150
K 766.491	110.329	109.480	108.648
Mg 279.078	52.8548	52.3408	51.1420
Mn 257.610	2.1865	2.1689	2.1611
Mo 202.032	5.7441	5.6161	5.4989
Na 330.237	1137.14	844.414	824.592
Ni 231.604	5.8892	5.5308	5.1507
Pb 220.353	3.8963	3.8410	8.0642
Sb 206.834	10.5381	8.8720	8.0047
Se 196.026	13.0298	6.9646	5.2320
Sn 189.925	12.5740	8.0543	7.3276
Sr 216.596	2.4772	1.7733	2.2740
Ti 334.941	2.6941	2.6723	2.6786
Tl 190.794	7.0907	11.6175	8.8524
V 292.401	3.1465	3.6365	3.1618
Zn 206.200	3.9323	4.8707	4.5647

Label	Sol'n Conc.	Units	SD	%RSD	Int. (c/s)
Ag 328.068	2.3628	ppb	0.3432	14.5	118.895
Al 308.215	47.6527	ppb	2.0136	4.2	569.562
As 188.980	10.3748	ppb	2.0775	20.0	5.6962
B 249.678	22.5440	ppb	0.8199	3.6	218.434
Ba 389.178	0.0072	ppb	0.1262	1757.3	-21.1071
Be 313.042	0.2508	ppb	0.0033	1.3	270.961
Ca 370.602	49.78	ppb	2.664	5.4	207.1
Cd 226.502	5.3360	ppb	0.2290	4.3	206.995
Co 228.615	4.5735	ppb	0.2282	5.0	71.4681
Cr 267.716	5.1324	ppb	0.0464	0.9	235.525
Cu 324.754	5.2956	ppb	0.4410	8.3	410.337
Fe 271.441	49.8005	ppb	2.2478	4.5	84.6136
K 766.491	109.486	ppb	0.8405	0.8	7576.22
Mg 279.078	52.1125	ppb	0.8789	1.7	128.770
Mn 257.610	2.1722	ppb	0.0130	0.6	513.818
Mo 202.032	5.6197	ppb	0.1226	2.2	50.2573
Na 330.237	935.382	ppb	175.009	18.7	48.1815
Ni 231.604	5.5236	ppb	0.3693	6.7	11.7029
Pb 220.353	5.2672	ppb	2.4225	46.0	11.5911
Sb 206.834	9.1383	ppb	1.2875	14.1	9.4785
Se 196.026	8.4088	ppb	4.0946	48.7	4.4901
Sn 189.925	9.3186	ppb	2.8426	30.5	9.9111
Sr 216.596	2.1748	ppb	0.3623	16.7	30.4231
Ti 334.941	2.6817	ppb	0.0113	0.4	735.611
Tl 190.794	9.1868	ppb	2.2819	24.8	9.3208
V 292.401	3.3149	ppb	0.2786	8.4	95.5937
Zn 206.200	4.4559	ppb	0.4786	10.7	8.5554

E03182013.wvq. All Data Report 3/20/2013, 10:34:42 AM

680-87961-A-7-G (Samp) 3/18/2013, 6:01:28 PM Rack 1, Tube 47

Weight: 1

Volume: 1

Dilution: 1

Label	Replicates Concentration		
Ag 328.068	1.4376	1.1085	2.1350
Al 308.215	47.5787	50.7453	47.6134
As 188.980	8.6443	14.2082	7.8826
B 249.678	20.7877	22.5331	22.3280
Ba 389.178	1.5818	1.4912	0.5184
Be 313.042	0.2417	0.2448	0.2490
Ca 370.602	57.68	53.47	54.16
Cd 226.502	5.4909	5.5097	5.2721
Co 228.615	4.2449	5.5093	4.9824
Cr 267.716	5.3231	5.0724	4.8909
Cu 324.754	4.8323	4.7684	5.5668
Fe 271.441	52.7493	48.3405	54.4872
K 766.491	108.449	109.548	108.100
Mg 279.078	54.2930	51.3417	47.9561
Mn 257.610	3.3067	3.3349	3.3023
Mo 202.032	4.9882	5.6767	4.8531
Na 330.237	983.947	1072.70	958.796
Ni 231.604	4.8228	7.6670	6.4053
Pb 220.353	6.5648	7.0376	4.1099
Sb 206.834	12.8257	11.1457	15.1867
Se 196.026	9.4055	3.5637	4.9011
Sn 189.925	6.5216	8.9653	7.5704
Sr 216.596	1.5953	1.6971	1.6157
Ti 334.941	2.6557	2.6781	2.6273
Tl 190.794	11.0631	8.2565	9.2638
V 292.401	2.9674	2.9876	3.0742
Zn 206.200	6.3598	5.1081	4.7221

Label	Sol'n Conc.	Units	SD	%RSD	Int. (c/s)
Ag 328.068	1.5604	ppb	0.5241	33.6	60.7847
Al 308.215	48.6458	ppb	1.8183	3.7	575.103
As 188.980	10.2450	ppb	3.4533	33.7	5.6071
B 249.678	21.8829	ppb	0.9540	4.4	212.897
Ba 389.178	1.1971	ppb	0.5895	49.2	10.1638
Be 313.042	0.2452	ppb	0.0037	1.5	259.424
Ca 370.602	55.10	ppb	2.262	4.1	228.8
Cd 226.502	5.4242	ppb	0.1321	2.4	210.281
Co 228.615	4.9122	ppb	0.6351	12.9	75.6831
Cr 267.716	5.0955	ppb	0.2170	4.3	233.854
Cu 324.754	5.0559	ppb	0.4436	8.8	397.587
Fe 271.441	51.8590	ppb	3.1686	6.1	87.9134
K 766.491	108.699	ppb	0.7555	0.7	7523.24
Mg 279.078	51.1969	ppb	3.1709	6.2	126.841
Mn 257.610	3.3146	ppb	0.0177	0.5	766.333
Mo 202.032	5.1727	ppb	0.4417	8.5	46.8857
Na 330.237	1005.15	ppb	59.8382	6.0	51.8139
Ni 231.604	6.2984	ppb	1.4251	22.6	13.6053
Pb 220.353	5.9041	ppb	1.5717	26.6	12.6463
Sb 206.834	13.0527	ppb	2.0301	15.6	13.3985
Se 196.026	5.9568	ppb	3.0606	51.4	3.2529
Sn 189.925	7.6858	ppb	1.2259	16.0	8.2646
Sr 216.596	1.6360	ppb	0.0539	3.3	24.3528
Ti 334.941	2.6537	ppb	0.0255	1.0	726.798
Tl 190.794	9.5278	ppb	1.4218	14.9	9.7040
V 292.401	3.0097	ppb	0.0568	1.9	86.6092
Zn 206.200	5.3967	ppb	0.8562	15.9	10.0642

E03182013.vvq. All Data Report 3/20/2013, 10:34:42 AM

680-87961-A-8-G (Samp) **3/18/2013, 6:08:44 PM** **Rack 1, Tube 48**
Weight: 1 **Volume: 1** **Dilution: 1**

Label	Replicates Concentration		
Ag 328.068	2.2882	1.0327	1.9628
Al 308.215	48.1951	45.9069	46.1021
As 188.980	15.3785	13.3202	9.5135
B 249.678	21.3387	21.3503	21.7819
Ba 389.178	0.7534	0.6757	0.8489
Be 313.042	0.2439	0.2457	0.2404
Ca 370.602	49.25	50.33	49.88
Cd 226.502	5.2924	5.0582	5.1642
Co 228.615	4.9881	5.1084	5.1353
Cr 267.716	5.0162	5.2233	5.3676
Cu 324.754	5.1286	5.3502	4.4664
Fe 271.441	47.8027	55.9250	51.3612
K 766.491	108.478	108.177	107.898
Mg 279.078	52.8581	51.5866	50.2650
Mn 257.610	2.3708	2.3960	2.4075
Mo 202.032	4.7624	5.4234	5.3027
Na 330.237	1074.74	853.467	1064.21
Ni 231.604	6.6770	5.5438	6.1634
Pb 220.353	3.1424	5.9817	3.5624
Sb 206.834	14.5815	9.1290	13.1823
Se 196.026	6.2952	0.2554	16.3300
Sn 189.925	10.1421	7.7825	7.4890
Sr 216.596	1.6918	2.1004	1.8373
Ti 334.941	2.5618	2.6026	2.5920
Tl 190.794	6.7536	7.3848	9.6582
V 292.401	2.9428	3.1952	3.0599
Zn 206.200	5.2786	5.5346	5.8641

Label	Sol'n Conc.	Units	SD	%RSD	Int. (c/s)
Ag 328.068	1.7612	ppb	0.6516	37.0	75.3130
Al 308.215	46.7347	ppb	1.2685	2.7	564.383
As 188.980	12.7374	ppb	2.9756	23.4	7.3208
B 249.678	21.4903	ppb	0.2526	1.2	209.607
Ba 389.178	0.7593	ppb	0.0868	11.4	-1.3379
Be 313.042	0.2433	ppb	0.0027	1.1	255.636
Ca 370.602	49.82	ppb	0.5424	1.1	207.2
Cd 226.502	5.1716	ppb	0.1173	2.3	200.869
Co 228.615	5.0773	ppb	0.0784	1.5	77.7339
Cr 267.716	5.2023	ppb	0.1766	3.4	238.715
Cu 324.754	4.9818	ppb	0.4598	9.2	393.645
Fe 271.441	51.6963	ppb	4.0715	7.9	87.6740
K 766.491	108.184	ppb	0.2898	0.3	7488.58
Mg 279.078	51.5699	ppb	1.2966	2.5	127.635
Mn 257.610	2.3914	ppb	0.0188	0.8	562.289
Mo 202.032	5.1629	ppb	0.3520	6.8	46.8112
Na 330.237	997.472	ppb	124.823	12.5	51.4200
Ni 231.604	6.1281	ppb	0.5674	9.3	13.1872
Pb 220.353	4.2288	ppb	1.5325	36.2	9.8721
Sb 206.834	12.2976	ppb	2.8319	23.0	12.6439
Se 196.026	7.6269	ppb	8.1196	106.5	4.0956
Sn 189.925	8.4712	ppb	1.4545	17.2	9.0566
Sr 216.596	1.8765	ppb	0.2071	11.0	27.0575
Ti 334.941	2.5855	ppb	0.0211	0.8	705.339
Tl 190.794	7.9322	ppb	1.5277	19.3	7.9037
V 292.401	3.0659	ppb	0.1263	4.1	88.2774
Zn 206.200	5.5591	ppb	0.2935	5.3	10.3248

E03182013.wvq. All Data Report 3/20/2013, 10:34:42 AM

Cont Calib Verif (CCV) 3/18/2013, 6:14:09 PM Rack 1, Tube 49
 Weight: 1 Volume: 1 Dilution: 1

Label	Replicates Concentration		
Ag 328.068	503.364	508.106	503.941
Al 308.215	5074.88	5076.84	5020.71
As 188.980	475.925	476.990	493.188
B 249.678	2554.00	2574.87	2582.53
Ba 389.178	4989.63	4985.64	4968.85
Be 313.042	501.914	501.333	499.531
Ca 370.602	4982	4983	4961
Cd 226.502	504.990	503.720	503.540
Co 228.615	502.734	501.056	501.051
Cr 267.716	5022.74	5014.38	5003.36
Cu 324.754	4841.33	4909.28	4985.19
Fe 271.441	5108.00	5109.13	5094.34
K 766.491	9781.54	9775.39	9775.86
Mg 279.078	4989.64	4985.82	4980.74
Mn 257.610	5074.45	5082.86	5045.74
Mo 202.032	505.925	505.085	503.332
Na 330.237	7392.08	7512.85	7258.82
Ni 231.604	2535.68	2539.77	2534.95
Pb 220.353	502.724	504.908	501.417
Sb 206.834	965.083	965.221	965.968
Se 196.026	5007.05	4998.60	4989.74
Sn 189.925	5066.13	5042.22	5030.19
Sr 216.596	2526.44	2524.03	2513.20
Ti 334.941	492.463	492.530	490.632
Tl 190.794	5039.23	5033.18	5041.24
V 292.401	4999.81	4999.19	4976.56
Zn 206.200	2496.67	2502.23	2486.76

Label	Sol'n Conc.	Units	SD	%RSD	Int. (c/s)	QC Value
Ag 328.068	505.137	ppb	2.5873	0.5	36483.3	101.02737
Al 308.215	5057.48	ppb	31.8566	0.6	28635.7	101.14955
As 188.980	482.034	ppb	9.6740	2.0	329.861	96.40687
B 249.678	2570.47	ppb	14.7639	0.6	21558.2	102.81861
Ba 389.178	4981.37	ppb	11.0304	0.2	130939	99.62744
Be 313.042	500.926	ppb	1.2429	0.2	1031901	100.18520
Ca 370.602	4975	ppb	12.42	0.2	20023	99.50601
Cd 226.502	504.083	ppb	0.7902	0.2	18807.8	100.81670
Co 228.615	501.614	ppb	0.9704	0.2	6253.74	100.32272
Cr 267.716	5013.49	ppb	9.7244	0.2	228262	100.26985
Cu 324.754	4911.94	ppb	71.9693	1.5	261286	98.23871
Fe 271.441	5103.82	ppb	8.2323	0.2	8276.99	102.07645
K 766.491	9777.60	ppb	3.4255	0.0	658669	97.77598
Mg 279.078	4985.40	ppb	4.4661	0.1	10343.9	99.70798
Mn 257.610	5067.68	ppb	19.4652	0.4	1120196	101.35367
Mo 202.032	504.781	ppb	1.3227	0.3	3805.92	100.95611
Na 330.237	7387.91	ppb	127.064	1.7	359.315	98.50552
Ni 231.604	2536.80	ppb	2.5998	0.1	6227.01	101.47190
Pb 220.353	503.016	ppb	1.7640	0.4	835.687	100.60329
Sb 206.834	965.424	ppb	0.4763	0.0	1013.58	38.61697Q
Se 196.026	4998.46	ppb	8.6556	0.2	2524.10	99.96927
Sn 189.925	5046.18	ppb	18.2946	0.4	5088.90	100.92358
Sr 216.596	2521.23	ppb	7.0511	0.3	28311.0	100.84901
Ti 334.941	491.875	ppb	1.0771	0.2	154661	98.37495
Tl 190.794	5037.89	ppb	4.1934	0.1	5681.91	100.75771
V 292.401	4991.85	ppb	13.2478	0.3	147192	99.83703
Zn 206.200	2495.22	ppb	7.8380	0.3	3988.85	99.80888

E03182013.vvq. All Data Report 3/20/2013, 10:34:42 AM

Cont Calib Blank (CCB) 3/18/2013, 6:19:33 PM Rack 1, Tube 50
 Weight: 1 Volume: 1 Dilution: 1

Label	Replicates Concentration		
Ag 328.068	0.3726	-0.0045u	-0.1916u
Al 308.215	-3.0150u	-7.2049u	-4.7328u
As 188.980	2.5622	2.9659	0.6919
B 249.678	23.1378	21.5782	18.1314
Ba 389.178	-0.5693u	0.5163	0.1978
Be 313.042	0.0505	0.0355	0.0293
Ca 370.602	2.589	1.663	0.4504
Cd 226.502	0.0248	0.0093	0.0282
Co 228.615	0.3877	0.0588	0.5690
Cr 267.716	0.5391	0.3187	0.5363
Cu 324.754	0.8177	0.2008	0.9316
Fe 271.441	-1.5770u	-5.8045u	-6.9941u
K 766.491	0.4912	0.8014	0.8299
Mg 279.078	1.2213	1.1701	-1.0460u
Mn 257.610	0.5459	0.5335	0.4408
Mo 202.032	0.4862	0.1999	0.0732
Na 330.237	-131.647u	-54.8724u	16.3797
Ni 231.604	1.6360	1.6548	1.2922
Pb 220.353	-4.5927u	-1.8060u	-0.9807u
Sb 206.834	0.5642	-1.1939u	7.9588
Se 196.026	-9.8806u	12.3596	1.0378
Sn 189.925	-1.5276u	-0.4657u	0.5151
Sr 216.596	0.4430	0.2635	0.0615
Ti 334.941	0.1852	0.1382	0.1034
Tl 190.794	2.6462	1.6839	2.2685
V 292.401	0.7909	0.7203	0.5697
Zn 206.200	0.9311	0.8271	-0.6008u

Label	Sol'n Conc.	Units	SD	%RSD	Int. (c/s)	QC Value
Ag 328.068	0.0588	ppb	0.2874	488.4	-47.9585	0.05883
Al 308.215	-4.9842	ppb	2.1063	42.3	273.851	-4.98422
As 188.980	2.0733	ppb	1.2133	58.5	-0.0103	2.07332
B 249.678	20.9491	ppb	2.5618	12.2	205.116	20.94913
Ba 389.178	0.0483	ppb	0.5581	1155.8	-20.2974	0.04828
Be 313.042	0.0384	ppb	0.0109	28.2	-165.655	0.03845
Ca 370.602	1.567	ppb	1.072	68.4	16.04	1.56737
Cd 226.502	0.0208	ppb	0.0101	48.6	8.7747	0.02076
Co 228.615	0.3385	ppb	0.2586	76.4	18.9728	0.33847
Cr 267.716	0.4647	ppb	0.1265	27.2	23.0159	0.46469
Cu 324.754	0.6501	ppb	0.3932	60.5	163.176	0.65006
Fe 271.441	-4.7918	ppb	2.8470	59.4	-3.3939	-4.79184
K 766.491	0.7075	ppb	0.1878	26.6	250.624	0.70750
Mg 279.078	0.4484	ppb	1.2945	288.7	20.9807	0.44843
Mn 257.610	0.5067	ppb	0.0574	11.3	145.258	0.50672
Mo 202.032	0.2531	ppb	0.2116	83.6	9.7791	0.25310
Na 330.237	-56.7133	ppb	74.0306	130.5	-3.3298	-56.71331
Ni 231.604	1.5277	ppb	0.2041	13.4	1.8905	1.52767
Pb 220.353	-2.4598	ppb	1.8927	76.9	-1.1934	-2.45981
Sb 206.834	2.4430	ppb	4.8570	198.8	2.7993	2.44304
Se 196.026	1.1723	ppb	11.1207	948.6	0.8374	1.17228
Sn 189.925	-0.4927	ppb	1.0217	207.4	0.0173	-0.49272
Sr 216.596	0.2560	ppb	0.1909	74.6	9.0642	0.25601
Ti 334.941	0.1422	ppb	0.0410	28.8	-63.4803	0.14224
Tl 190.794	2.1995	ppb	0.4849	22.0	1.4363	2.19951
V 292.401	0.6936	ppb	0.1130	16.3	19.3888	0.69361
Zn 206.200	0.3858	ppb	0.8560	221.8	2.0398	0.38580

E03182013.wvq. All Data Report 3/20/2013, 10:34:42 AM

MB 680-262385/1-A (Samp) **3/18/2013, 6:24:57 PM** **Rack 1, Tube 51**
Weight: 1 **Volume: 1** **Dilution: 1**

Label	Replicates Concentration		
Ag 328.068	-0.5430u	0.5582	0.6288
Al 308.215	-3.9531u	-4.0161u	-5.7246u
As 188.980	3.1420	-1.4990u	-1.6314u
B 249.678	6.3918	5.6735	5.6707
Ba 389.178	0.8277	-0.0533u	0.1400
Be 313.042	-0.0052u	-0.0029u	0.0020
Ca 370.602	2.079	-0.9354u	3.120
Cd 226.502	0.0372	0.0918	-0.1378u
Co 228.615	-0.7470u	0.2058	-0.4826u
Cr 267.716	0.1499	-0.0350u	-0.1180u
Cu 324.754	0.3337	0.0042	0.2212
Fe 271.441	0.9852	2.3987	-4.6188u
K 766.491	-0.4049u	-0.7713u	-0.6707u
Mg 279.078	-0.6643u	-0.3478u	-1.7117u
Mn 257.610	0.0838	0.0601	0.0290
Mo 202.032	0.3180	-0.5335u	-0.2467u
Na 330.237	-90.3868u	-188.614u	-208.120u
Ni 231.604	1.5744	-0.0459u	1.0363
Pb 220.353	-1.6402u	-2.8381u	-0.1250u
Sb 206.834	9.7319	2.5923	-0.7794u
Se 196.026	1.6053	-5.9230u	-0.0259u
Sn 189.925	2.4219	-0.2048u	-3.9644u
Sr 216.596	0.7544	-0.0290u	0.1229
Ti 334.941	0.0387	0.0314	0.1090
Tl 190.794	1.1074	3.3348	-2.5447u
V 292.401	0.2797	-0.1841u	0.3057
Zn 206.200	-0.0516u	-0.1857u	0.1529

Label	Sol'n Conc.	Units	SD	%RSD	Int. (c/s)
Ag 328.068	0.2147	ppb	0.6571	306.1	-36.6683
Al 308.215	-4.5646	ppb	1.0051	22.0	276.146
As 188.980	0.0039	ppb	2.7185	69946.6	-1.4330
B 249.678	5.9120	ppb	0.4155	7.0	79.1502
Ba 389.178	0.3048	ppb	0.4631	151.9	-13.5640
Be 313.042	-0.0020	ppb	0.0037	182.2	-248.954
Ca 370.602	1.421	ppb	2.106	148.2	15.42
Cd 226.502	-0.0029	ppb	0.1199	4099.8	7.8918
Co 228.615	-0.3413	ppb	0.4919	144.1	10.5457
Cr 267.716	-0.0010	ppb	0.1371	13424.3	1.8121
Cu 324.754	0.1864	ppb	0.1675	89.9	138.510
Fe 271.441	-0.4117	ppb	3.7114	901.6	3.5955
K 766.491	-0.6156	ppb	0.1893	30.7	161.519
Mg 279.078	-0.9080	ppb	0.7139	78.6	18.1568
Mn 257.610	0.0576	ppb	0.0275	47.7	45.9890
Mo 202.032	-0.1541	ppb	0.4332	281.1	6.7082
Na 330.237	-162.374	ppb	63.1007	38.9	-8.8356
Ni 231.604	0.8549	ppb	0.8253	96.5	0.2387
Pb 220.353	-1.5344	ppb	1.3597	88.6	0.3396
Sb 206.834	3.8483	ppb	5.3670	139.5	4.2064
Se 196.026	-1.4479	ppb	3.9605	273.5	-0.4850
Sn 189.925	-0.5824	ppb	3.2098	551.1	-0.0732
Sr 216.596	0.2828	ppb	0.4154	146.9	9.4000
Ti 334.941	0.0597	ppb	0.0428	71.7	-89.4509
Tl 190.794	0.6325	ppb	2.9684	469.3	-0.3325
V 292.401	0.1337	ppb	0.2756	206.1	2.9744
Zn 206.200	-0.0281	ppb	0.1705	606.1	1.3773

E03182013.vvq. All Data Report 3/20/2013, 10:34:42 AM

LCS 680-262385/2-A (Samp) 3/18/2013, 6:30:21 PM Rack 1, Tube 52

Weight: 1

Volume: 1

Dilution: 1

Label	Replicates Concentration		
Ag 328.068	52.0636	51.4590	52.4983
Al 308.215	4936.02	4970.46	4996.56
As 188.980	117.389	112.882	108.818
B 249.678	209.867	212.578	214.119
Ba 389.178	101.699	101.527	102.849
Be 313.042	52.2312	52.0724	52.2775
Ca 370.602	4936	4922	4954
Cd 226.502	52.9312	52.9055	53.0958
Co 228.615	51.2579	51.9287	51.4683
Cr 267.716	104.732	103.462	104.511
Cu 324.754	103.270	101.005	102.368
Fe 271.441	5193.49	5167.38	5196.24
K 766.491	5299.21	5281.87	5284.85
Mg 279.078	5128.69	5123.87	5153.70
Mn 257.610	531.085	529.977	532.233
Mo 202.032	102.356	101.833	102.214
Na 330.237	4498.96	4350.77	4263.63
Ni 231.604	105.989	106.385	107.499
Pb 220.353	54.3698	50.4513	51.4401
Sb 206.834	49.8284	52.2649	53.7965
Se 196.026	92.6524	94.8751	95.2183
Sn 189.925	101.335	102.021	101.216
Sr 216.596	105.726	104.210	105.891
Ti 334.941	102.703	102.386	103.062
Tl 190.794	45.8607	42.9435	41.3459
V 292.401	103.483	104.119	103.919
Zn 206.200	102.883	103.559	102.124

Label	Sol'n Conc.	Units	SD	%RSD	Int. (c/s)
Ag 328.068	52.0069	ppb	0.5220	1.0	3713.56
Al 308.215	4967.68	ppb	30.3634	0.6	28165.0
As 188.980	113.030	ppb	4.2873	3.8	76.2618
B 249.678	212.188	ppb	2.1527	1.0	1802.81
Ba 389.178	102.025	ppb	0.7192	0.7	2684.46
Be 313.042	52.1937	ppb	0.1076	0.2	107308
Ca 370.602	4937	ppb	16.01	0.3	19552
Cd 226.502	52.9775	ppb	0.1033	0.2	1994.41
Co 228.615	51.5516	ppb	0.3431	0.7	654.344
Cr 267.716	104.235	ppb	0.6782	0.7	4750.38
Cu 324.754	102.214	ppb	1.1403	1.1	5567.43
Fe 271.441	5185.71	ppb	15.9271	0.3	8299.83
K 766.491	5288.64	ppb	9.2680	0.2	356363
Mg 279.078	5135.42	ppb	16.0118	0.3	10728.7
Mn 257.610	531.098	ppb	1.1278	0.2	117468
Mo 202.032	102.134	ppb	0.2707	0.3	777.905
Na 330.237	4371.12	ppb	118.975	2.7	223.779
Ni 231.604	106.624	ppb	0.7829	0.7	260.043
Pb 220.353	52.0871	ppb	2.0378	3.9	88.9417
Sb 206.834	51.9632	ppb	2.0012	3.9	52.5192
Se 196.026	94.2486	ppb	1.3930	1.5	47.9741
Sn 189.925	101.524	ppb	0.4344	0.4	102.891
Sr 216.596	105.276	ppb	0.9266	0.9	1187.65
Ti 334.941	102.717	ppb	0.3383	0.3	32233.4
Tl 190.794	43.3834	ppb	2.2893	5.3	46.5751
V 292.401	103.840	ppb	0.3250	0.3	3043.09
Zn 206.200	102.855	ppb	0.7179	0.7	166.110

E03182013.vvq. All Data Report 3/20/2013, 10:34:42 AM

680-87961-A-1-H (Samp) 3/18/2013, 6:35:46 PM Rack 1, Tube 53

Weight: 1

Volume: 1

Dilution: 1

Label	Replicates Concentration		
Ag 328.068	2.0355	2.2880	1.7230
Al 308.215	49.7468	44.7550	50.1652
As 188.980	12.0157	12.3703	12.6529
B 249.678	23.8013	23.6360	23.2836
Ba 389.178	0.6265	1.2548	0.6741
Be 313.042	0.2574	0.2538	0.2563
Ca 370.602	48.16	47.93	49.91
Cd 226.502	5.2567	5.1353	5.2556
Co 228.615	4.8012	4.9500	4.9717
Cr 267.716	5.0974	4.9885	4.8699
Cu 324.754	5.1116	5.2581	5.5243
Fe 271.441	46.2932	55.7560	55.6403
K 766.491	107.792	107.130	108.379
Mg 279.078	52.9828	52.3786	57.2737
Mn 257.610	1.2328	1.2452	1.2641
Mo 202.032	5.4622	4.4086	5.1969
Na 330.237	941.197	834.021	1116.21
Ni 231.604	6.0236	4.9118	8.6211
Pb 220.353	2.7513	3.9884	2.5311
Sb 206.834	16.0205	16.9974	11.3319
Se 196.026	10.4019	10.1671	4.6598
Sn 189.925	8.7897	10.1785	9.9855
Sr 216.596	2.5861	1.9414	2.2941
Ti 334.941	2.6208	2.7205	2.6122
Tl 190.794	9.9492	13.0504	12.4310
V 292.401	3.1000	3.5701	3.1412
Zn 206.200	2.5532	5.3411	4.9006

Label	Sol'n Conc.	Units	SD	%RSD	Int. (c/s)
Ag 328.068	2.0155	ppb	0.2830	14.0	93.7410
Al 308.215	48.2224	ppb	3.0101	6.2	572.718
As 188.980	12.3463	ppb	0.3193	2.6	7.0518
B 249.678	23.5736	ppb	0.2644	1.1	227.059
Ba 389.178	0.8518	ppb	0.3498	41.1	1.1001
Be 313.042	0.2559	ppb	0.0018	0.7	281.414
Ca 370.602	48.67	ppb	1.082	2.2	202.5
Cd 226.502	5.2159	ppb	0.0697	1.3	202.517
Co 228.615	4.9076	ppb	0.0928	1.9	75.6275
Cr 267.716	4.9853	ppb	0.1138	2.3	228.825
Cu 324.754	5.2980	ppb	0.2092	3.9	410.459
Fe 271.441	52.5632	ppb	5.4303	10.3	89.0925
K 766.491	107.767	ppb	0.6246	0.6	7460.47
Mg 279.078	54.2117	ppb	2.6689	4.9	133.166
Mn 257.610	1.2473	ppb	0.0158	1.3	309.422
Mo 202.032	5.0226	ppb	0.5480	10.9	45.7524
Na 330.237	963.809	ppb	142.446	14.8	49.6675
Ni 231.604	6.5188	ppb	1.9036	29.2	14.1466
Pb 220.353	3.0903	ppb	0.7856	25.4	7.9865
Sb 206.834	14.7833	ppb	3.0287	20.5	15.1291
Se 196.026	8.4096	ppb	3.2495	38.6	4.4903
Sn 189.925	9.6512	ppb	0.7523	7.8	10.2465
Sr 216.596	2.2739	ppb	0.3228	14.2	31.5290
Ti 334.941	2.6512	ppb	0.0602	2.3	726.020
Tl 190.794	11.8102	ppb	1.6412	13.9	12.2851
V 292.401	3.2705	ppb	0.2603	8.0	94.3460
Zn 206.200	4.2650	ppb	1.4987	35.1	8.2492

E03182013.wvq. All Data Report 3/20/2013, 10:34:42 AM

680-87961-A-2-H (Samp) 3/18/2013, 6:41:10 PM Rack 1, Tube 54

Weight: 1

Volume: 1

Dilution: 1

Label	Replicates Concentration		
Ag 328.068	2.3434	1.9657	1.5452
Al 308.215	47.0358	48.4103	45.8334
As 188.980	7.8261	9.7442	7.7979
B 249.678	21.0509	21.1946	22.4016
Ba 389.178	1.4675	1.1068	0.6753
Be 313.042	0.2443	0.2435	0.2388
Ca 370.602	52.43	54.47	47.56
Cd 226.502	5.1700	5.4026	5.1520
Co 228.615	5.3382	5.0633	4.8512
Cr 267.716	4.9181	4.9847	4.9273
Cu 324.754	5.0900	5.3835	5.5671
Fe 271.441	42.3979	46.8793	53.0277
K 766.491	107.097	108.178	107.589
Mg 279.078	52.6661	52.4907	54.0513
Mn 257.610	1.1397	1.1243	1.1444
Mo 202.032	5.2700	5.7020	5.7406
Na 330.237	876.516	1015.50	845.486
Ni 231.604	7.0609	5.2524	5.9717
Pb 220.353	2.7537	2.1268	3.9649
Sb 206.834	11.5860	5.3626	8.1855
Se 196.026	-1.1137u	14.7995	13.2000
Sn 189.925	13.3542	8.8025	9.0532
Sr 216.596	2.1876	1.4852	2.2241
Ti 334.941	2.5384	2.5831	2.6383
Tl 190.794	10.4006	13.0911	8.6493
V 292.401	3.3630	3.2916	3.0009
Zn 206.200	5.3021	5.5946	5.3310

Label	Sol'n Conc.	Units	SD	%RSD	Int. (c/s)
Ag 328.068	1.9515	ppb	0.3993	20.5	89.0935
Al 308.215	47.0932	ppb	1.2894	2.7	566.432
As 188.980	8.4561	ppb	1.1157	13.2	4.3770
B 249.678	21.5490	ppb	0.7418	3.4	210.102
Ba 389.178	1.0832	ppb	0.3967	36.6	7.1740
Be 313.042	0.2422	ppb	0.0029	1.2	253.215
Ca 370.602	51.48	ppb	3.549	6.9	214.3
Cd 226.502	5.2415	ppb	0.1397	2.7	203.465
Co 228.615	5.0842	ppb	0.2442	4.8	77.8074
Cr 267.716	4.9434	ppb	0.0361	0.7	226.916
Cu 324.754	5.3468	ppb	0.2406	4.5	413.065
Fe 271.441	47.4350	ppb	5.3366	11.3	80.8634
K 766.491	107.621	ppb	0.5415	0.5	7450.66
Mg 279.078	53.0694	ppb	0.8549	1.6	130.783
Mn 257.610	1.1361	ppb	0.0105	0.9	284.826
Mo 202.032	5.5709	ppb	0.2613	4.7	49.8891
Na 330.237	912.501	ppb	90.5389	9.9	46.9994
Ni 231.604	6.0950	ppb	0.9105	14.9	13.1058
Pb 220.353	2.9485	ppb	0.9344	31.7	7.7514
Sb 206.834	8.3781	ppb	3.1162	37.2	8.7172
Se 196.026	8.9619	ppb	8.7623	97.8	4.7690
Sn 189.925	10.4033	ppb	2.5586	24.6	11.0049
Sr 216.596	1.9656	ppb	0.4165	21.2	28.0556
Ti 334.941	2.5866	ppb	0.0500	1.9	705.710
Tl 190.794	10.7137	ppb	2.2374	20.9	11.0471
V 292.401	3.2185	ppb	0.1918	6.0	92.7339
Zn 206.200	5.4092	ppb	0.1612	3.0	10.0849

E03182013.vvq. All Data Report 3/20/2013, 10:34:42 AM

680-87961-A-3-H (Samp) **3/18/2013, 6:46:46 PM** **Rack 1, Tube 55****Weight: 1****Volume: 1****Dilution: 1**

Label	Replicates Concentration		
Ag 328.068	1.3009	1.2447	2.0903
Al 308.215	47.6983	46.1589	47.6442
As 188.980	16.7900	10.4747	13.5893
B 249.678	21.8925	21.0682	21.1956
Ba 389.178	1.0829	1.1217	1.0213
Be 313.042	0.2481	0.2435	0.2437
Ca 370.602	52.84	51.80	49.89
Cd 226.502	5.5450	5.4157	5.3312
Co 228.615	5.5084	4.8667	4.6006
Cr 267.716	5.0614	5.1959	4.9285
Cu 324.754	5.4879	5.3531	5.6185
Fe 271.441	47.8943	56.1155	49.0163
K 766.491	108.079	106.225	107.695
Mg 279.078	54.0579	49.0487	49.4056
Mn 257.610	1.1670	1.1261	1.1506
Mo 202.032	5.8532	5.5427	5.5424
Na 330.237	1013.22	782.299	845.360
Ni 231.604	7.0131	4.6812	6.9642
Pb 220.353	0.7309	5.1894	4.1744
Sb 206.834	10.5699	11.1763	9.2074
Se 196.026	8.5883	8.9405	1.8157
Sn 189.925	10.0510	8.0445	12.0986
Sr 216.596	2.6724	2.3650	1.8882
Ti 334.941	2.5699	2.5805	2.6562
Tl 190.794	9.4740	9.3147	11.2335
V 292.401	3.1304	2.9719	2.6476
Zn 206.200	5.4449	4.8333	5.9628

Label	Sol'n Conc.	Units	SD	%RSD	Int. (c/s)
Ag 328.068	1.5453	ppb	0.4728	30.6	59.6686
Al 308.215	47.1671	ppb	0.8736	1.9	566.846
As 188.980	13.6180	ppb	3.1578	23.2	7.9261
B 249.678	21.3854	ppb	0.4437	2.1	208.727
Ba 389.178	1.0753	ppb	0.0507	4.7	6.9683
Be 313.042	0.2451	ppb	0.0026	1.1	259.285
Ca 370.602	51.51	ppb	1.493	2.9	213.8
Cd 226.502	5.4306	ppb	0.1077	2.0	210.527
Co 228.615	4.9919	ppb	0.4667	9.3	76.6623
Cr 267.716	5.0619	ppb	0.1337	2.6	232.315
Cu 324.754	5.4865	ppb	0.1327	2.4	420.494
Fe 271.441	51.0087	ppb	4.4580	8.7	86.6111
K 766.491	107.333	ppb	0.9789	0.9	7431.24
Mg 279.078	50.8374	ppb	2.7947	5.5	126.126
Mn 257.610	1.1479	ppb	0.0205	1.8	287.425
Mo 202.032	5.6461	ppb	0.1794	3.2	50.4572
Na 330.237	880.295	ppb	119.360	13.6	45.3177
Ni 231.604	6.2195	ppb	1.3324	21.4	13.4117
Pb 220.353	3.3649	ppb	2.3369	69.4	8.4409
Sb 206.834	10.3179	ppb	1.0083	9.8	10.6592
Se 196.026	6.4481	ppb	4.0157	62.3	3.5004
Sn 189.925	10.0647	ppb	2.0271	20.1	10.6634
Sr 216.596	2.3085	ppb	0.3951	17.1	31.9134
Ti 334.941	2.6022	ppb	0.0471	1.8	710.607
Tl 190.794	10.0074	ppb	1.0648	10.6	10.2489
V 292.401	2.9166	ppb	0.2461	8.4	83.8095
Zn 206.200	5.4137	ppb	0.5654	10.4	10.0917

E03182013.wvq. All Data Report 3/20/2013, 10:34:42 AM

680-87961-A-4-H (Samp) 3/18/2013, 6:52:11 PM Rack 1, Tube 56

Weight: 1

Volume: 1

Dilution: 1

Label	Replicates Concentration		
Ag 328.068	1.7387	2.4254	2.1080
Al 308.215	41.5526	42.9939	46.4332
As 188.980	12.8086	9.3691	14.2113
B 249.678	20.6093	20.3555	20.6352
Ba 389.178	0.7276	1.5729	0.2043
Be 313.042	0.2418	0.2395	0.2271
Ca 370.602	49.12	52.43	52.05
Cd 226.502	4.9344	5.1827	5.2140
Co 228.615	4.1550	4.7283	4.7834
Cr 267.716	4.8368	4.6644	5.0548
Cu 324.754	4.3762	5.0296	5.1278
Fe 271.441	46.4737	52.5078	55.6135
K 766.491	103.321	103.111	103.574
Mg 279.078	52.3853	47.9645	52.4473
Mn 257.610	1.1850	1.0995	1.1437
Mo 202.032	4.7474	5.4279	5.3722
Na 330.237	871.234	1012.89	926.737
Ni 231.604	5.2399	4.9681	7.4704
Pb 220.353	1.2360	3.4358	2.4164
Sb 206.834	8.8825	10.3842	19.3454
Se 196.026	4.9383	3.2805	17.5616
Sn 189.925	11.3292	9.0986	7.2246
Sr 216.596	1.7367	1.3830	2.2156
Ti 334.941	2.4898	2.5114	2.5451
Tl 190.794	11.3432	9.4540	5.9498
V 292.401	3.0826	3.2619	3.2284
Zn 206.200	3.7818	5.7067	5.4280

Label	Sol'n Conc.	Units	SD	%RSD	Int. (c/s)
Ag 328.068	2.0907	ppb	0.3437	16.4	99.1656
Al 308.215	43.6599	ppb	2.5075	5.7	547.162
As 188.980	12.1297	ppb	2.4914	20.5	6.9029
B 249.678	20.5333	ppb	0.1546	0.8	201.591
Ba 389.178	0.8350	ppb	0.6906	82.7	0.6487
Be 313.042	0.2362	ppb	0.0079	3.3	240.819
Ca 370.602	51.20	ppb	1.810	3.5	212.8
Cd 226.502	5.1104	ppb	0.1532	3.0	198.583
Co 228.615	4.5555	ppb	0.3480	7.6	71.2464
Cr 267.716	4.8520	ppb	0.1956	4.0	222.757
Cu 324.754	4.8445	ppb	0.4086	8.4	386.351
Fe 271.441	51.5317	ppb	4.6474	9.0	87.4262
K 766.491	103.335	ppb	0.2319	0.2	7162.03
Mg 279.078	50.9324	ppb	2.5704	5.0	126.325
Mn 257.610	1.1428	ppb	0.0427	3.7	286.285
Mo 202.032	5.1825	ppb	0.3778	7.3	46.9593
Na 330.237	936.955	ppb	71.3811	7.6	48.2766
Ni 231.604	5.8928	ppb	1.3730	23.3	12.6094
Pb 220.353	2.3628	ppb	1.1009	46.6	6.7818
Sb 206.834	12.8707	ppb	5.6573	44.0	13.2124
Se 196.026	8.5935	ppb	7.8108	90.9	4.5830
Sn 189.925	9.2175	ppb	2.0549	22.3	9.8091
Sr 216.596	1.7784	ppb	0.4178	23.5	25.9613
Ti 334.941	2.5154	ppb	0.0279	1.1	683.317
Tl 190.794	8.9157	ppb	2.7367	30.7	9.0165
V 292.401	3.1910	ppb	0.0953	3.0	91.9598
Zn 206.200	4.9722	ppb	1.0493	20.9	9.3840

E03182013.wvq. All Data Report 3/20/2013, 10:34:42 AM

680-87961-A-5-H (Samp) 3/18/2013, 6:57:37 PM Rack 1, Tube 57

Weight: 1

Volume: 1

Dilution: 1

Label	Replicates Concentration		
Ag 328.068	1.8219	2.2615	2.3015
Al 308.215	48.0157	47.7443	46.5556
As 188.980	10.2439	11.5977	12.3415
B 249.678	21.0045	21.8011	20.0851
Ba 389.178	0.7124	1.8842	0.2433
Be 313.042	0.2339	0.2464	0.2342
Ca 370.602	48.38	49.16	47.67
Cd 226.502	5.1036	5.3036	5.1648
Co 228.615	5.4973	5.3379	5.0858
Cr 267.716	5.0839	4.9752	5.0659
Cu 324.754	4.8480	4.9757	5.0117
Fe 271.441	40.9700	48.0257	53.4376
K 766.491	104.701	106.138	103.789
Mg 279.078	49.9617	58.2284	49.4091
Mn 257.610	1.0605	1.0719	1.0644
Mo 202.032	4.9119	4.9231	4.7528
Na 330.237	872.865	946.821	823.007
Ni 231.604	6.8106	6.6224	6.6273
Pb 220.353	5.2931	3.1211	2.2761
Sb 206.834	11.2040	12.9514	13.1294
Se 196.026	-0.5222u	12.7208	8.4606
Sn 189.925	10.5234	7.9630	9.6549
Sr 216.596	2.3200	1.8187	1.9890
Ti 334.941	2.6464	2.5241	2.5198
Tl 190.794	8.5813	5.6502	8.9153
V 292.401	3.1096	3.1838	2.9061
Zn 206.200	5.0048	5.7869	4.7519

Label	Sol'n Conc.	Units	SD	%RSD	Int. (c/s)
Ag 328.068	2.1283	ppb	0.2661	12.5	101.919
Al 308.215	47.4386	ppb	0.7766	1.6	568.308
As 188.980	11.3944	ppb	1.0635	9.3	6.3974
B 249.678	20.9636	ppb	0.8588	4.1	205.196
Ba 389.178	0.9466	ppb	0.8452	89.3	3.5814
Be 313.042	0.2382	ppb	0.0071	3.0	244.975
Ca 370.602	48.41	ppb	0.7455	1.5	201.7
Cd 226.502	5.1907	ppb	0.1025	2.0	201.573
Co 228.615	5.3070	ppb	0.2075	3.9	80.5905
Cr 267.716	5.0417	ppb	0.0583	1.2	231.393
Cu 324.754	4.9451	ppb	0.0861	1.7	391.691
Fe 271.441	47.4778	ppb	6.2519	13.2	80.9502
K 766.491	104.876	ppb	1.1842	1.1	7265.76
Mg 279.078	52.5331	ppb	4.9401	9.4	129.665
Mn 257.610	1.0656	ppb	0.0058	0.5	269.237
Mo 202.032	4.8626	ppb	0.0952	2.0	44.5461
Na 330.237	880.898	ppb	62.2968	7.1	45.3547
Ni 231.604	6.6868	ppb	0.1072	1.6	14.5589
Pb 220.353	3.5634	ppb	1.5564	43.7	8.7702
Sb 206.834	12.4283	ppb	1.0640	8.6	12.7761
Se 196.026	6.8864	ppb	6.7604	98.2	3.7215
Sn 189.925	9.3805	ppb	1.3021	13.9	9.9734
Sr 216.596	2.0426	ppb	0.2549	12.5	28.9299
Ti 334.941	2.5634	ppb	0.0718	2.8	698.431
Tl 190.794	7.7156	ppb	1.7965	23.3	7.6618
V 292.401	3.0665	ppb	0.1438	4.7	88.3357
Zn 206.200	5.1812	ppb	0.5396	10.4	9.7188

E03182013.wvq. All Data Report 3/20/2013, 10:34:42 AM

680-87961-A-6-H (Samp) 3/18/2013, 7:03:03 PM Rack 1, Tube 58

Weight: 1

Volume: 1

Dilution: 1

Label	Replicates Concentration		
Ag 328.068	2.0495	2.3729	2.2906
Al 308.215	46.7726	43.0663	47.5557
As 188.980	12.8638	5.3943	14.0943
B 249.678	22.2003	22.1956	21.7696
Ba 389.178	0.5282	0.8008	0.8121
Be 313.042	0.2444	0.2458	0.2408
Ca 370.602	50.16	46.33	49.91
Cd 226.502	5.2871	5.2278	5.2500
Co 228.615	4.4680	5.3125	4.8213
Cr 267.716	5.2002	4.9573	5.1481
Cu 324.754	5.7313	4.7018	5.3139
Fe 271.441	51.4273	49.3225	58.6715
K 766.491	107.409	105.398	106.023
Mg 279.078	56.3445	50.7916	53.9558
Mn 257.610	1.0682	1.0330	1.0184
Mo 202.032	4.9927	4.4947	5.1516
Na 330.237	1053.68	1172.90	910.669
Ni 231.604	4.4579	6.1061	5.8719
Pb 220.353	4.9158	3.5870	2.5784
Sb 206.834	4.5695	7.8362	12.6803
Se 196.026	16.0961	8.9969	2.4156
Sn 189.925	10.1591	6.6695	9.2124
Sr 216.596	2.0352	1.7343	2.5341
Ti 334.941	2.6476	2.5841	2.6039
Tl 190.794	11.6861	4.3419	8.4008
V 292.401	3.3008	2.5936	3.0865
Zn 206.200	3.8371	4.4892	4.8789

Label	Sol'n Conc.	Units	SD	%RSD	Int. (c/s)
Ag 328.068	2.2377	ppb	0.1681	7.5	109.830
Al 308.215	45.7982	ppb	2.3981	5.2	559.126
As 188.980	10.7841	ppb	4.7081	43.7	5.9778
B 249.678	22.0551	ppb	0.2473	1.1	214.338
Ba 389.178	0.7137	ppb	0.1607	22.5	-2.5299
Be 313.042	0.2437	ppb	0.0026	1.1	256.294
Ca 370.602	48.80	ppb	2.143	4.4	203.0
Cd 226.502	5.2550	ppb	0.0300	0.6	203.976
Co 228.615	4.8673	ppb	0.4241	8.7	75.1286
Cr 267.716	5.1019	ppb	0.1279	2.5	234.136
Cu 324.754	5.2490	ppb	0.5178	9.9	407.856
Fe 271.441	53.1404	ppb	4.9042	9.2	89.9772
K 766.491	106.276	ppb	1.0295	1.0	7360.10
Mg 279.078	53.6973	ppb	2.7855	5.2	132.096
Mn 257.610	1.0399	ppb	0.0256	2.5	263.561
Mo 202.032	4.8797	ppb	0.3427	7.0	44.6749
Na 330.237	1045.75	ppb	131.293	12.6	53.9324
Ni 231.604	5.4786	ppb	0.8917	16.3	11.5925
Pb 220.353	3.6937	ppb	1.1723	31.7	8.9859
Sb 206.834	8.3620	ppb	4.0809	48.8	8.7071
Se 196.026	9.1695	ppb	6.8419	74.6	4.8737
Sn 189.925	8.6803	ppb	1.8046	20.8	9.2675
Sr 216.596	2.1012	ppb	0.4040	19.2	29.6048
Ti 334.941	2.6119	ppb	0.0325	1.2	713.662
Tl 190.794	8.1429	ppb	3.6789	45.2	8.1439
V 292.401	2.9936	ppb	0.3626	12.1	86.1543
Zn 206.200	4.4017	ppb	0.5264	12.0	8.4681

E03182013.wvq. All Data Report 3/20/2013, 10:34:42 AM

680-87961-A-7-H (Samp) 3/18/2013, 7:08:39 PM Rack 1, Tube 59

Weight: 1

Volume: 1

Dilution: 1

Label	Replicates Concentration		
Ag 328.068	1.6949	1.1347	1.0160
Al 308.215	43.1038	43.0526	43.6897
As 188.980	11.8355	15.5919	11.8867
B 249.678	20.4349	21.8331	21.0435
Ba 389.178	1.4367	-0.2368u	0.3244
Be 313.042	0.2460	0.2475	0.2433
Ca 370.602	49.60	52.27	50.94
Cd 226.502	5.1726	5.3682	5.2451
Co 228.615	4.4895	5.3868	5.0456
Cr 267.716	4.9562	5.0458	4.7881
Cu 324.754	4.7033	4.5414	4.7892
Fe 271.441	52.1623	51.0465	43.7825
K 766.491	103.751	104.975	105.171
Mg 279.078	48.3281	53.6877	49.4051
Mn 257.610	1.0430	1.0366	1.1003
Mo 202.032	5.2731	5.6326	5.2554
Na 330.237	962.563	968.084	942.257
Ni 231.604	5.7156	5.3711	5.5298
Pb 220.353	3.8690	6.7787	3.2853
Sb 206.834	9.3134	6.6080	7.8081
Se 196.026	4.0949	4.6702	10.9071
Sn 189.925	7.4502	9.0331	8.8478
Sr 216.596	3.0240	2.2414	1.8971
Ti 334.941	2.5855	2.5416	2.5895
Tl 190.794	6.2042	7.9293	9.6102
V 292.401	3.1063	3.2807	3.5018
Zn 206.200	6.0459	4.7477	5.2928

Label	Sol'n Conc.	Units	SD	%RSD	Int. (c/s)
Ag 328.068	1.2819	ppb	0.3626	28.3	40.5873
Al 308.215	43.2820	ppb	0.3540	0.8	545.051
As 188.980	13.1047	ppb	2.1541	16.4	7.5733
B 249.678	21.1038	ppb	0.7010	3.3	206.374
Ba 389.178	0.5081	ppb	0.8518	167.6	-7.9521
Be 313.042	0.2456	ppb	0.0021	0.9	260.283
Ca 370.602	50.94	ppb	1.336	2.6	212.2
Cd 226.502	5.2620	ppb	0.0989	1.9	204.224
Co 228.615	4.9740	ppb	0.4529	9.1	76.4410
Cr 267.716	4.9300	ppb	0.1308	2.7	226.306
Cu 324.754	4.6780	ppb	0.1258	2.7	377.494
Fe 271.441	48.9971	ppb	4.5503	9.3	83.4037
K 766.491	104.632	ppb	0.7694	0.7	7249.38
Mg 279.078	50.4736	ppb	2.8351	5.6	125.368
Mn 257.610	1.0600	ppb	0.0350	3.3	267.967
Mo 202.032	5.3871	ppb	0.2129	4.0	48.5025
Na 330.237	957.635	ppb	13.6007	1.4	49.3484
Ni 231.604	5.5388	ppb	0.1724	3.1	11.7402
Pb 220.353	4.6443	ppb	1.8713	40.3	10.5596
Sb 206.834	7.9098	ppb	1.3556	17.1	8.2505
Se 196.026	6.5574	ppb	3.7779	57.6	3.5555
Sn 189.925	8.4437	ppb	0.8654	10.2	9.0289
Sr 216.596	2.3875	ppb	0.5775	24.2	32.8135
Ti 334.941	2.5722	ppb	0.0266	1.0	701.164
Tl 190.794	7.9146	ppb	1.7031	21.5	7.8868
V 292.401	3.2963	ppb	0.1982	6.0	95.0482
Zn 206.200	5.3621	ppb	0.6518	12.2	10.0091

E03182013.vvq. All Data Report 3/20/2013, 10:34:42 AM

680-87961-A-8-H (Samp) 3/18/2013, 7:14:07 PM Rack 1, Tube 60
 Weight: 1 Volume: 1 Dilution: 1

Label	Replicates Concentration		
Ag 328.068	1.4229	1.3442	2.0313
Al 308.215	45.5950	46.4060	43.3794
As 188.980	7.9545	16.1139	5.3848
B 249.678	20.8567	21.8458	20.2975
Ba 389.178	0.7732	0.1752	1.3732
Be 313.042	0.2388	0.2385	0.2315
Ca 370.602	45.16	45.88	48.69
Cd 226.502	5.2361	5.1264	5.0665
Co 228.615	4.7303	4.3468	4.4872
Cr 267.716	4.9988	5.1722	5.0604
Cu 324.754	4.6468	5.2062	4.9221
Fe 271.441	49.1563	55.5574	46.8479
K 766.491	104.681	105.207	103.164
Mg 279.078	52.2247	49.6603	45.2304
Mn 257.610	1.1500	1.2185	1.1242
Mo 202.032	4.7996	5.2697	5.3721
Na 330.237	782.845	839.800	967.296
Ni 231.604	6.3267	6.6633	6.9227
Pb 220.353	5.2751	1.3988	2.0762
Sb 206.834	10.6762	8.6284	7.0524
Se 196.026	10.5262	10.2573	4.9847
Sn 189.925	7.6641	8.4536	8.3265
Sr 216.596	2.4059	2.1720	1.9650
Ti 334.941	2.5975	2.6050	2.4354
Tl 190.794	11.1821	9.9418	6.1257
V 292.401	3.1307	3.5597	2.8079
Zn 206.200	4.4837	5.2985	4.2738

Label	Sol'n Conc.	Units	SD	%RSD	Int. (c/s)
Ag 328.068	1.5994	ppb	0.3760	23.5	63.6000
Al 308.215	45.1268	ppb	1.5667	3.5	555.390
As 188.980	9.8177	ppb	5.6019	57.1	5.3132
B 249.678	21.0000	ppb	0.7840	3.7	205.503
Ba 389.178	0.7739	ppb	0.5990	77.4	-0.9699
Be 313.042	0.2363	ppb	0.0041	1.7	241.035
Ca 370.602	46.58	ppb	1.865	4.0	194.4
Cd 226.502	5.1430	ppb	0.0860	1.7	199.792
Co 228.615	4.5214	ppb	0.1940	4.3	70.8230
Cr 267.716	5.0771	ppb	0.0879	1.7	233.006
Cu 324.754	4.9251	ppb	0.2797	5.7	390.633
Fe 271.441	50.5206	ppb	4.5122	8.9	85.7464
K 766.491	104.351	ppb	1.0604	1.0	7230.40
Mg 279.078	49.0385	ppb	3.5384	7.2	122.371
Mn 257.610	1.1642	ppb	0.0487	4.2	291.006
Mo 202.032	5.1472	ppb	0.3053	5.9	46.6928
Na 330.237	863.314	ppb	94.4469	10.9	44.4422
Ni 231.604	6.6376	ppb	0.2988	4.5	14.4381
Pb 220.353	2.9167	ppb	2.0703	71.0	7.6991
Sb 206.834	8.7857	ppb	1.8170	20.7	9.1268
Se 196.026	8.5894	ppb	3.1247	36.4	4.5810
Sn 189.925	8.1481	ppb	0.4239	5.2	8.7308
Sr 216.596	2.1810	ppb	0.2206	10.1	30.4732
Ti 334.941	2.5460	ppb	0.0958	3.8	692.906
Tl 190.794	9.0832	ppb	2.6353	29.0	9.2057
V 292.401	3.1661	ppb	0.3771	11.9	91.2123
Zn 206.200	4.6854	ppb	0.5413	11.6	8.9235

E03182013.vvq. All Data Report 3/20/2013, 10:34:42 AM

Cont Calib Verif (CCV) 3/18/2013, 7:19:32 PM Rack 2, Tube 1
 Weight: 1 Volume: 1 Dilution: 1

Label	Replicates Concentration		
Ag 328.068	492.337	494.490	494.776
Al 308.215	4935.27	4970.60	4925.17
As 188.980	467.656	464.565	468.704
B 249.678	2524.49	2526.10	2542.68
Ba 389.178	4879.08	4874.81	4879.75
Be 313.042	491.517	490.375	492.557
Ca 370.602	4866	4873	4876
Cd 226.502	495.416	495.311	494.040
Co 228.615	492.865	489.996	490.759
Cr 267.716	4913.69	4912.20	4920.80
Cu 324.754	4869.62	4832.63	4846.65
Fe 271.441	5029.13	5018.08	5005.40
K 766.491	9547.13	9519.05	9514.58
Mg 279.078	4893.84	4884.36	4890.21
Mn 257.610	4971.83	4969.76	4971.86
Mo 202.032	493.433	495.088	496.314
Na 330.237	6958.90	7366.35	7593.17
Ni 231.604	2498.01	2493.41	2494.82
Pb 220.353	494.600	498.252	492.656
Sb 206.834	929.440	934.202	942.509
Se 196.026	4874.40	4878.01	4868.33
Sn 189.925	4942.24	4935.61	4958.02
Sr 216.596	2463.06	2468.60	2475.55
Ti 334.941	481.136	480.947	482.025
Tl 190.794	4962.94	4949.54	4933.66
V 292.401	4893.52	4884.84	4888.35
Zn 206.200	2445.85	2455.78	2442.31

Label	Sol'n Conc.	Units	SD	%RSD	Int. (c/s)	QC Value
Ag 328.068	493.868	ppb	1.3333	0.3	35667.8	98.77351
Al 308.215	4943.68	ppb	23.8549	0.5	27998.4	98.87361
As 188.980	466.975	ppb	2.1520	0.5	319.509	93.39497
B 249.678	2531.09	ppb	10.0694	0.4	21228.4	101.24359
Ba 389.178	4877.88	ppb	2.6810	0.1	128218	97.55755
Be 313.042	491.483	ppb	1.0918	0.2	1012444	98.29657
Ca 370.602	4872	ppb	4.834	0.1	19605	97.43286
Cd 226.502	494.923	ppb	0.7658	0.2	18466.2	98.98454
Co 228.615	491.206	ppb	1.4858	0.3	6124.27	98.24128
Cr 267.716	4915.56	ppb	4.5965	0.1	223803	98.31122
Cu 324.754	4849.63	ppb	18.6736	0.4	257974	96.99270
Fe 271.441	5017.54	ppb	11.8779	0.2	8136.79	100.35072
K 766.491	9526.92	ppb	17.6455	0.2	641787	95.26918
Mg 279.078	4889.47	ppb	4.7857	0.1	10145.2	97.78937
Mn 257.610	4971.15	ppb	1.2056	0.0	1098858	99.42297
Mo 202.032	494.945	ppb	1.4456	0.3	3731.93	98.98898
Na 330.237	7306.14	ppb	321.394	4.4	355.431	97.41515
Ni 231.604	2495.41	ppb	2.3607	0.1	6125.40	99.81651
Pb 220.353	495.169	ppb	2.8413	0.6	822.695	99.03387
Sb 206.834	935.384	ppb	6.6142	0.7	982.680	37.41534Q
Se 196.026	4873.58	ppb	4.8888	0.1	2461.05	97.47165
Sn 189.925	4945.29	ppb	11.5149	0.2	4987.17	98.90583
Sr 216.596	2469.07	ppb	6.2584	0.3	27725.1	98.76266
Ti 334.941	481.369	ppb	0.5755	0.1	151356	96.27388
Tl 190.794	4948.71	ppb	14.6581	0.3	5581.32	98.97422
V 292.401	4888.90	ppb	4.3687	0.1	144155	97.77805
Zn 206.200	2447.98	ppb	6.9846	0.3	3913.34	97.91918

E03182013.vvq. All Data Report 3/20/2013, 10:34:42 AM

Cont Calib Blank (CCB) 3/18/2013, 7:24:57 PM Rack 2, Tube 2
 Weight: 1 Volume: 1 Dilution: 1

Label	Replicates Concentration		
Ag 328.068	0.5356	0.8950	-0.4626u
Al 308.215	-4.3303u	-4.4782u	-3.4819u
As 188.980	3.0683	3.8049	2.0488
B 249.678	23.2755	20.2003	19.0297
Ba 389.178	-0.0366u	0.1124	-0.7448u
Be 313.042	0.0508	0.0306	0.0302
Ca 370.602	2.165	2.985	0.5735
Cd 226.502	0.2264	0.0849	-0.0738u
Co 228.615	-0.6224u	-0.1062u	-0.1592u
Cr 267.716	0.4119	0.2592	0.2749
Cu 324.754	0.4785	0.3571	0.5747
Fe 271.441	0.4517	-6.3793u	-1.8919u
K 766.491	0.3632	0.8509	0.0488
Mg 279.078	2.0522	0.9168	-3.6075u
Mn 257.610	0.4386	0.3832	0.3171
Mo 202.032	-0.4289u	0.4464	-0.0140u
Na 330.237	-219.872u	-107.340u	-109.747u
Ni 231.604	1.0780	0.9052	1.0802
Pb 220.353	-0.8411u	-1.2661u	0.3343
Sb 206.834	2.8807	1.6019	2.9918
Se 196.026	-5.5884u	2.1557	-7.0623u
Sn 189.925	-0.3152u	0.1048	-2.8865u
Sr 216.596	-0.3254u	-0.1467u	-0.0032u
Ti 334.941	0.0888	0.1444	0.1016
Tl 190.794	4.0597	2.6580	-2.0075u
V 292.401	0.7257	0.5077	0.5826
Zn 206.200	0.0630	-0.6765u	0.8335

Label	Sol'n Conc.	Units	SD	%RSD	Int. (c/s)	QC Value
Ag 328.068	0.3226	ppb	0.7034	218.0	-28.8243	0.32264
Al 308.215	-4.0968	ppb	0.5376	13.1	278.759	-4.09681
As 188.980	2.9740	ppb	0.8818	29.7	0.6091	2.97397
B 249.678	20.8352	ppb	2.1929	10.5	204.163	20.83516
Ba 389.178	-0.2230	ppb	0.4580	205.4	-27.4331	-0.22301
Be 313.042	0.0372	ppb	0.0118	31.7	-168.091	0.03722
Ca 370.602	1.908	ppb	1.226	64.3	17.59	1.90778
Cd 226.502	0.0792	ppb	0.1502	189.7	10.9482	0.07917
Co 228.615	-0.2959	ppb	0.2840	96.0	11.1137	-0.29594
Cr 267.716	0.3154	ppb	0.0840	26.6	16.2145	0.31535
Cu 324.754	0.4701	ppb	0.1090	23.2	153.591	0.47009
Fe 271.441	-2.6065	ppb	3.4711	133.2	0.0938	-2.60649
K 766.491	0.4210	ppb	0.4042	96.0	231.328	0.42097
Mg 279.078	-0.2129	ppb	2.9942	1406.7	19.6020	-0.21285
Mn 257.610	0.3796	ppb	0.0608	16.0	117.164	0.37963
Mo 202.032	0.0012	ppb	0.4379	37221.1	7.8787	0.00118
Na 330.237	-145.653	ppb	64.2870	44.1	-7.9536	-145.65292
Ni 231.604	1.0211	ppb	0.1004	9.8	0.6467	1.02113
Pb 220.353	-0.5910	ppb	0.8290	140.3	1.9017	-0.59101
Sb 206.834	2.4915	ppb	0.7724	31.0	2.8530	2.49145
Se 196.026	-3.4984	ppb	4.9517	141.5	-1.5198	-3.49836
Sn 189.925	-1.0323	ppb	1.6195	156.9	-0.5268	-1.03229
Sr 216.596	-0.1585	ppb	0.1614	101.8	4.4340	-0.15846
Ti 334.941	0.1116	ppb	0.0292	26.1	-73.1115	0.11162
Tl 190.794	1.5701	ppb	3.1765	202.3	0.7262	1.57008
V 292.401	0.6054	ppb	0.1108	18.3	16.9004	0.60536
Zn 206.200	0.0733	ppb	0.7551	1030.1	323.5389	0.07330

E03182013.vvq. All Data Report 3/20/2013, 10:34:42 AM

MB 680-261727/1-A (Samp) **3/18/2013, 7:30:22 PM** **Rack 2, Tube 3**
Weight: 1 **Volume: 1** **Dilution: 1**

Label	Replicates Concentration		
Ag 328.068	0.2574	0.4102	-0.1855u
Al 308.215	-1.2981u	-4.1006u	-4.7453u
As 188.980	2.9285	-0.9651u	2.9644
B 249.678	6.8638	6.7248	5.3817
Ba 389.178	0.0131	-0.3278u	-0.6185u
Be 313.042	0.0135	-0.0017u	0.0073
Ca 370.602	12.21	9.975	13.70
Cd 226.502	0.0662	0.0995	0.1118
Co 228.615	-0.2759u	0.0094	-0.2740u
Cr 267.716	0.0242	0.2600	0.0381
Cu 324.754	0.4107	0.5839	0.1129
Fe 271.441	-0.4591u	-1.6034u	6.2059
K 766.491	4.1756	4.1659	4.0175
Mg 279.078	3.4085	3.7756	1.3681
Mn 257.610	0.1580	0.0982	0.1685
Mo 202.032	0.4980	-0.2213u	0.3244
Na 330.237	85.3978	45.7112	-123.007u
Ni 231.604	1.0362	1.9439	0.3165
Pb 220.353	-1.1878u	-1.7730u	0.3947
Sb 206.834	4.0859	1.0523	-4.4730u
Se 196.026	-4.0712u	-1.1627u	4.2358
Sn 189.925	6.0835	5.0096	3.1166
Sr 216.596	0.1348	0.0772	0.4421
Ti 334.941	0.1077	0.0965	0.0856
Tl 190.794	-1.8494u	1.6457	0.0046
V 292.401	0.0549	-0.3276u	0.1255
Zn 206.200	0.4859	0.6562	1.4717

Label	Sol'n Conc.	Units	SD	%RSD	Int. (c/s)
Ag 328.068	0.1607	ppb	0.3094	192.5	-40.5884
Al 308.215	-3.3813	ppb	1.8327	54.2	282.817
As 188.980	1.6426	ppb	2.2584	137.5	-0.3063
B 249.678	6.3234	ppb	0.8185	12.9	82.5946
Ba 389.178	-0.3110	ppb	0.3161	101.6	-29.7333
Be 313.042	0.0064	ppb	0.0077	119.9	-231.675
Ca 370.602	11.96	ppb	1.875	15.7	57.96
Cd 226.502	0.0925	ppb	0.0236	25.5	11.4527
Co 228.615	-0.1802	ppb	0.1642	91.1	12.5343
Cr 267.716	0.1074	ppb	0.1323	123.2	6.7528
Cu 324.754	0.3691	ppb	0.2382	64.5	148.239
Fe 271.441	1.3811	ppb	4.2174	305.4	6.5422
K 766.491	4.1196	ppb	0.0886	2.2	480.413
Mg 279.078	2.8507	ppb	1.2971	45.5	25.9999
Mn 257.610	0.1416	ppb	0.0379	26.8	64.5730
Mo 202.032	0.2004	ppb	0.3754	187.3	9.3826
Na 330.237	2.7008	ppb	110.660	4097.4	-0.2571
Ni 231.604	1.0989	ppb	0.8155	74.2	0.8377
Pb 220.353	-0.8554	ppb	1.1214	131.1	1.4634
Sb 206.834	0.2217	ppb	4.3395	1957.1	0.5774
Se 196.026	-0.3327	ppb	4.2152	1266.9	0.0778
Sn 189.925	4.7366	ppb	1.5022	31.7	5.2903
Sr 216.596	0.2181	ppb	0.1962	90.0	8.6582
Ti 334.941	0.0966	ppb	0.0111	11.5	-77.8396
Tl 190.794	-0.0664	ppb	1.7486	2633.2	-1.1220
V 292.401	-0.0491	ppb	0.2438	497.0	-2.4954
Zn 206.200	0.8713	ppb	0.5269	60.5	2.8199

E03182013.vvq. All Data Report 3/20/2013, 10:34:42 AM

LCS 680-261727/2-A (Samp) 3/18/2013, 7:35:46 PM Rack 2, Tube 4

Weight: 1

Volume: 1

Dilution: 1

Label	Replicates Concentration		
Ag 328.068	53.9009	53.8508	54.7258
Al 308.215	5154.86	5124.29	5157.40
As 188.980	113.876	108.937	114.608
B 249.678	220.499	221.460	222.383
Ba 389.178	107.173	107.885	107.249
Be 313.042	54.9008	54.7231	55.0047
Ca 370.602	5173	5137	5173
Cd 226.502	54.9497	54.6842	55.0599
Co 228.615	53.8090	52.9370	54.0504
Cr 267.716	109.030	108.722	109.105
Cu 324.754	105.985	107.996	107.074
Fe 271.441	5364.83	5334.66	5386.01
K 766.491	5361.82	5332.83	5384.92
Mg 279.078	5336.03	5322.50	5340.51
Mn 257.610	557.232	554.805	557.989
Mo 202.032	108.374	107.179	108.149
Na 330.237	4657.02	4632.56	4789.52
Ni 231.604	110.685	107.505	108.986
Pb 220.353	55.1787	51.8635	52.0429
Sb 206.834	56.1481	51.4786	49.2173
Se 196.026	102.836	100.730	101.594
Sn 189.925	106.972	107.906	105.443
Sr 216.596	110.634	109.527	110.225
Ti 334.941	107.702	107.292	107.775
Tl 190.794	44.5858	39.3027	43.3964
V 292.401	108.569	107.577	109.076
Zn 206.200	107.222	105.680	106.395

Label	Sol'n Conc.	Units	SD	%RSD	Int. (c/s)
Ag 328.068	54.1592	ppb	0.4914	0.9	3869.44
Al 308.215	5145.52	ppb	18.4269	0.4	29162.6
As 188.980	112.473	ppb	3.0844	2.7	75.8785
B 249.678	221.448	ppb	0.9423	0.4	1880.22
Ba 389.178	107.435	ppb	0.3908	0.4	2827.60
Be 313.042	54.8762	ppb	0.1424	0.3	112836
Ca 370.602	5161	ppb	20.55	0.4	20443
Cd 226.502	54.8979	ppb	0.1932	0.4	2066.42
Co 228.615	53.5988	ppb	0.5857	1.1	679.708
Cr 267.716	108.952	ppb	0.2033	0.2	4965.28
Cu 324.754	107.018	ppb	1.0068	0.9	5823.05
Fe 271.441	5361.83	ppb	25.8039	0.5	8581.63
K 766.491	5359.86	ppb	26.1004	0.5	361159
Mg 279.078	5333.01	ppb	9.3758	0.2	11140.6
Mn 257.610	556.675	ppb	1.6636	0.3	123123
Mo 202.032	107.900	ppb	0.6352	0.6	821.387
Na 330.237	4693.03	ppb	84.4491	1.8	240.385
Ni 231.604	109.058	ppb	1.5915	1.5	266.024
Pb 220.353	53.0284	ppb	1.8644	3.5	90.4921
Sb 206.834	52.2813	ppb	3.5344	6.8	52.8328
Se 196.026	101.720	ppb	1.0584	1.0	51.7523
Sn 189.925	106.774	ppb	1.2432	1.2	108.185
Sr 216.596	110.129	ppb	0.5596	0.5	1242.10
Ti 334.941	107.590	ppb	0.2601	0.2	33767.4
Tl 190.794	42.4283	ppb	2.7714	6.5	45.4369
V 292.401	108.407	ppb	0.7627	0.7	3176.78
Zn 206.200	106.432	ppb	0.7714	0.7	3171.834

E03182013.wvq. All Data Report 3/20/2013, 10:34:42 AM

680-87961-A-9-E (Samp) **3/18/2013, 7:41:21 PM** **Rack 2, Tube 5**
Weight: 1 **Volume: 1** **Dilution: 1**

Label	Replicates Concentration		
Ag 328.068	1.7932	1.1356	2.8251
Al 308.215	50.2668	48.9238	49.3808
As 188.980	5.4908	11.6404	8.1898
B 249.678	24.0993	23.3465	23.3862
Ba 389.178	0.0113	-0.2849 _u	0.5478
Be 313.042	0.2518	0.2468	0.2411
Ca 370.602	77.02	73.88	80.36
Cd 226.502	5.2180	5.2207	5.1042
Co 228.615	5.6120	4.3878	5.3493
Cr 267.716	5.8052	5.6343	5.5540
Cu 324.754	6.0234	5.4746	5.8453
Fe 271.441	93.8723	87.3033	92.7222
K 766.491	107.225	105.253	104.583
Mg 279.078	56.3777	55.9682	56.5471
Mn 257.610	1.7336	1.6949	1.6900
Mo 202.032	5.2749	5.1248	4.6121
Na 330.237	953.331	954.136	876.522
Ni 231.604	6.8309	4.3097	6.7886
Pb 220.353	6.0796	1.8602	3.4615
Sb 206.834	8.2437	12.7288	7.1072
Se 196.026	14.3223	13.6637	18.1698
Sn 189.925	18.3020	17.4826	18.8057
Sr 216.596	1.5714	1.5192	2.7768
Ti 334.941	2.8569	2.7360	2.7967
Tl 190.794	8.8788	13.6688	5.8411
V 292.401	2.8878	3.2357	3.1512
Zn 206.200	8.1672	7.2154	8.5028

Label	Sol'n Conc.	Units	SD	%RSD	Int. (c/s)
Ag 328.068	1.9179	ppb	0.8517	44.4	86.6724
Al 308.215	49.5238	ppb	0.6828	1.4	579.984
As 188.980	8.4403	ppb	3.0824	36.5	4.3663
B 249.678	23.6107	ppb	0.4236	1.8	227.334
Ba 389.178	0.0914	ppb	0.4221	461.8	-18.8124
Be 313.042	0.2466	ppb	0.0054	2.2	262.354
Ca 370.602	77.09	ppb	3.237	4.2	313.4
Cd 226.502	5.1810	ppb	0.0665	1.3	201.315
Co 228.615	5.1163	ppb	0.6445	12.6	78.2281
Cr 267.716	5.6645	ppb	0.1283	2.3	259.765
Cu 324.754	5.7811	ppb	0.2800	4.8	436.156
Fe 271.441	91.2993	ppb	3.5081	3.8	150.979
K 766.491	105.687	ppb	1.3737	1.3	7320.40
Mg 279.078	56.2976	ppb	0.2977	0.5	137.519
Mn 257.610	1.7062	ppb	0.0239	1.4	410.970
Mo 202.032	5.0039	ppb	0.3476	6.9	45.6100
Na 330.237	927.996	ppb	44.5798	4.8	47.7687
Ni 231.604	5.9764	ppb	1.4436	24.2	12.8156
Pb 220.353	3.8004	ppb	2.1301	56.0	9.1628
Sb 206.834	9.3599	ppb	2.9724	31.8	9.7157
Se 196.026	15.3853	ppb	2.4338	15.8	8.0110
Sn 189.925	18.1968	ppb	0.6678	3.7	18.8635
Sr 216.596	1.9558	ppb	0.7115	36.4	27.9897
Ti 334.941	2.7965	ppb	0.0605	2.2	771.785
Tl 190.794	9.4629	ppb	3.9464	41.7	9.6292
V 292.401	3.0916	ppb	0.1815	5.9	89.0721
Zn 206.200	7.9618	ppb	0.6679	8.4	14.1783

E03182013.wvq. All Data Report 3/20/2013, 10:34:42 AM

680-87961-A-10-E (Samp) **3/18/2013, 7:46:47 PM** **Rack 2, Tube 6**
Weight: 1 **Volume: 1** **Dilution: 1**

Label	Replicates Concentration		
Ag 328.068	2.4612	2.2419	1.7391
Al 308.215	46.1926	47.3723	45.5359
As 188.980	8.1842	14.0944	5.1738
B 249.678	21.5153	22.3085	23.1885
Ba 389.178	-0.2571u	0.7083	-0.5964u
Be 313.042	0.2363	0.2429	0.2380
Ca 370.602	69.12	69.40	71.55
Cd 226.502	5.0393	5.3334	5.0708
Co 228.615	5.5229	4.9614	4.8341
Cr 267.716	5.7006	5.9578	6.0170
Cu 324.754	7.2775	7.8307	6.9598
Fe 271.441	89.9617	86.4487	92.4757
K 766.491	105.872	105.452	104.579
Mg 279.078	54.4183	53.1086	49.7133
Mn 257.610	1.8363	1.8186	1.8449
Mo 202.032	5.4230	5.1883	5.1031
Na 330.237	902.685	892.401	889.619
Ni 231.604	6.5021	6.5181	8.0640
Pb 220.353	4.4223	4.2393	5.2964
Sb 206.834	9.3217	11.3593	7.3987
Se 196.026	9.0480	11.9100	13.6532
Sn 189.925	16.8281	17.9732	17.7765
Sr 216.596	2.2837	1.7426	1.6655
Ti 334.941	2.7428	2.7340	2.7050
Tl 190.794	9.1227	8.6033	10.2839
V 292.401	2.9137	3.0087	2.9875
Zn 206.200	7.2856	6.2990	7.7058

Label	Sol'n Conc.	Units	SD	%RSD	Int. (c/s)
Ag 328.068	2.1474	ppb	0.3702	17.2	103.304
Al 308.215	46.3669	ppb	0.9305	2.0	562.344
As 188.980	9.1508	ppb	4.5382	49.6	4.8546
B 249.678	22.3374	ppb	0.8370	3.7	216.673
Ba 389.178	-0.0484	ppb	0.6769	1398.5	-22.5054
Be 313.042	0.2391	ppb	0.0034	1.4	246.810
Ca 370.602	70.02	ppb	1.334	1.9	285.4
Cd 226.502	5.1478	ppb	0.1614	3.1	200.067
Co 228.615	5.1061	ppb	0.3665	7.2	78.0855
Cr 267.716	5.8918	ppb	0.1682	2.9	270.116
Cu 324.754	7.3560	ppb	0.4407	6.0	519.914
Fe 271.441	89.6287	ppb	3.0273	3.4	148.286
K 766.491	105.301	ppb	0.6593	0.6	7294.40
Mg 279.078	52.4134	ppb	2.4283	4.6	129.411
Mn 257.610	1.8333	ppb	0.0134	0.7	439.011
Mo 202.032	5.2381	ppb	0.1656	3.2	47.3774
Na 330.237	894.902	ppb	6.8828	0.8	46.0478
Ni 231.604	7.0280	ppb	0.8972	12.8	15.3977
Pb 220.353	4.6527	ppb	0.5650	12.1	10.5736
Sb 206.834	9.3599	ppb	1.9806	21.2	9.7124
Se 196.026	11.5371	ppb	2.3251	20.2	6.0690
Sn 189.925	17.5259	ppb	0.6123	3.5	18.1870
Sr 216.596	1.8972	ppb	0.3369	17.8	27.2927
Ti 334.941	2.7273	ppb	0.0198	0.7	749.971
Tl 190.794	9.3366	ppb	0.8605	9.2	9.4867
V 292.401	2.9700	ppb	0.0498	1.7	85.3606
Zn 206.200	7.0968	ppb	0.7221	10.2	32.7896

E03182013.vvq. All Data Report 3/20/2013, 10:34:42 AM

680-87961-A-11-E (Samp) **3/18/2013, 7:52:12 PM** **Rack 2, Tube 7**
Weight: 1 **Volume: 1** **Dilution: 1**

Label	Replicates Concentration		
Ag 328.068	2.0064	2.2601	1.9032
Al 308.215	47.5912	49.1663	49.4159
As 188.980	9.6457	5.9841	8.4916
B 249.678	21.8391	22.0987	22.2798
Ba 389.178	0.4175	0.2837	0.1214
Be 313.042	0.2410	0.2452	0.2408
Ca 370.602	179.6	180.7	180.9
Cd 226.502	5.2561	5.1207	5.3179
Co 228.615	5.7122	6.5251	6.3819
Cr 267.716	10.8007	10.7250	10.5268
Cu 324.754	6.0462	5.2390	6.0930
Fe 271.441	126.093	135.103	131.141
K 766.491	107.006	108.142	106.984
Mg 279.078	54.7098	55.3274	54.6444
Mn 257.610	2.3861	2.4770	2.4403
Mo 202.032	5.8924	5.4847	4.8313
Na 330.237	925.236	955.484	1161.83
Ni 231.604	10.1593	12.0985	11.8543
Pb 220.353	7.3727	5.6857	1.5199
Sb 206.834	9.1471	11.5739	8.0961
Se 196.026	9.6515	2.5222	14.2753
Sn 189.925	20.7842	20.0272	18.9251
Sr 216.596	1.7171	2.2028	2.0830
Ti 334.941	2.8162	2.7896	2.8379
Tl 190.794	9.6720	8.9223	11.4262
V 292.401	3.2727	3.2456	3.0516
Zn 206.200	8.6474	9.0873	7.8410

Label	Sol'n Conc.	Units	SD	%RSD	Int. (c/s)
Ag 328.068	2.0566	ppb	0.1836	8.9	96.7067
Al 308.215	48.7245	ppb	0.9894	2.0	575.569
As 188.980	8.0405	ppb	1.8720	23.3	4.0920
B 249.678	22.0725	ppb	0.2215	1.0	214.420
Ba 389.178	0.2742	ppb	0.1483	54.1	-13.9545
Be 313.042	0.2423	ppb	0.0025	1.0	253.516
Ca 370.602	180.4	ppb	0.7386	0.4	729.3
Cd 226.502	5.2316	ppb	0.1009	1.9	203.277
Co 228.615	6.2064	ppb	0.4339	7.0	91.7631
Cr 267.716	10.6842	ppb	0.1414	1.3	488.345
Cu 324.754	5.7927	ppb	0.4801	8.3	436.798
Fe 271.441	130.779	ppb	4.5161	3.5	214.191
K 766.491	107.377	ppb	0.6623	0.6	7434.22
Mg 279.078	54.8939	ppb	0.3769	0.7	134.584
Mn 257.610	2.4344	ppb	0.0457	1.9	572.015
Mo 202.032	5.4028	ppb	0.5353	9.9	48.6172
Na 330.237	1014.18	ppb	128.758	12.7	52.2376
Ni 231.604	11.3707	ppb	1.0562	9.3	26.0612
Pb 220.353	4.8594	ppb	3.0126	62.0	10.9156
Sb 206.834	9.6057	ppb	1.7837	18.6	10.0053
Se 196.026	8.8164	ppb	5.9209	67.2	4.6963
Sn 189.925	19.9122	ppb	0.9349	4.7	20.5933
Sr 216.596	2.0010	ppb	0.2530	12.6	28.4092
Ti 334.941	2.8146	ppb	0.0242	0.9	777.450
Tl 190.794	10.0068	ppb	1.2851	12.8	10.2391
V 292.401	3.1900	ppb	0.1206	3.8	91.5330
Zn 206.200	8.5252	ppb	0.6321	7.4	15.0663

E03182013.vvq. All Data Report 3/20/2013, 10:34:42 AM

680-87961-A-12-E (Samp) 3/18/2013, 7:57:37 PM Rack 2, Tube 8
 Weight: 1 Volume: 1 Dilution: 1

Label	Replicates Concentration		
Ag 328.068	2.0761	1.5148	1.8394
Al 308.215	44.6960	48.2714	45.8018
As 188.980	8.7449	7.6049	11.4099
B 249.678	20.7305	21.2065	22.5425
Ba 389.178	0.1548	-0.1907u	1.3057
Be 313.042	0.2535	0.2402	0.2383
Ca 370.602	152.7	150.6	152.7
Cd 226.502	5.2334	5.2916	5.1593
Co 228.615	4.6652	4.6188	4.7957
Cr 267.716	5.6191	5.4725	5.6537
Cu 324.754	5.9144	5.3639	5.7807
Fe 271.441	87.8653	82.8929	86.4606
K 766.491	105.543	106.112	106.970
Mg 279.078	53.2905	54.9898	59.2483
Mn 257.610	1.6790	1.6689	1.7235
Mo 202.032	4.8432	5.2993	5.4128
Na 330.237	1052.53	926.508	945.426
Ni 231.604	4.5208	6.6986	5.6493
Pb 220.353	3.2231	6.7289	4.2088
Sb 206.834	15.1884	13.8152	5.7786
Se 196.026	14.6604	14.0501	7.9891
Sn 189.925	16.8688	21.9376	16.4459
Sr 216.596	1.8753	1.4850	2.3042
Ti 334.941	2.6830	2.7732	2.7584
Tl 190.794	11.7131	9.0616	9.0837
V 292.401	3.1865	3.3060	3.3499
Zn 206.200	6.6830	7.4059	6.6204

Label	Sol'n Conc.	Units	SD	%RSD	Int. (c/s)
Ag 328.068	1.8101	ppb	0.2818	15.6	78.8564
Al 308.215	46.2564	ppb	1.8306	4.0	561.711
As 188.980	9.2532	ppb	1.9527	21.1	4.9259
B 249.678	21.4932	ppb	0.9394	4.4	209.602
Ba 389.178	0.4233	ppb	0.7835	185.1	-10.1022
Be 313.042	0.2440	ppb	0.0083	3.4	256.936
Ca 370.602	152.0	ppb	1.204	0.8	618.2
Cd 226.502	5.2281	ppb	0.0663	1.3	203.053
Co 228.615	4.6932	ppb	0.0918	2.0	72.9577
Cr 267.716	5.5818	ppb	0.0962	1.7	255.994
Cu 324.754	5.6863	ppb	0.2871	5.0	431.123
Fe 271.441	85.7396	ppb	2.5635	3.0	142.060
K 766.491	106.208	ppb	0.7186	0.7	7355.51
Mg 279.078	55.8429	ppb	3.0691	5.5	136.570
Mn 257.610	1.6905	ppb	0.0291	1.7	407.467
Mo 202.032	5.1851	ppb	0.3015	5.8	46.9771
Na 330.237	974.821	ppb	67.9585	7.0	50.2213
Ni 231.604	5.6229	ppb	1.0892	19.4	11.9475
Pb 220.353	4.7203	ppb	1.8080	38.3	10.6856
Sb 206.834	11.5941	ppb	5.0829	43.8	11.9467
Se 196.026	12.2332	ppb	3.6882	30.1	6.4202
Sn 189.925	18.4175	ppb	3.0559	16.6	19.0861
Sr 216.596	1.8882	ppb	0.4098	21.7	27.2313
Ti 334.941	2.7382	ppb	0.0484	1.8	753.418
Tl 190.794	9.9528	ppb	1.5245	15.3	10.1831
V 292.401	3.2808	ppb	0.0846	2.6	94.5800
Zn 206.200	6.9031	ppb	0.4366	6.3	32.4795

E03182013.vvq. All Data Report 3/20/2013, 10:34:42 AM

680-87961-A-13-E (Samp) 3/18/2013, 8:03:02 PM Rack 2, Tube 9

Weight: 1

Volume: 1

Dilution: 1

Label	Replicates Concentration		
Ag 328.068	2.0506	1.4563	1.6917
Al 308.215	47.8076	51.0762	49.0058
As 188.980	11.0866	9.4058	6.2856
B 249.678	21.6130	21.0814	21.2297
Ba 389.178	0.3972	-0.0617u	0.1597
Be 313.042	0.2389	0.2484	0.2428
Ca 370.602	133.7	129.1	128.7
Cd 226.502	4.9556	5.0917	5.0545
Co 228.615	5.3341	4.9684	4.7379
Cr 267.716	5.5256	5.5785	5.4627
Cu 324.754	8.4018	8.5947	8.7025
Fe 271.441	95.6575	105.314	99.3139
K 766.491	105.443	105.609	106.062
Mg 279.078	56.5969	53.5834	50.8926
Mn 257.610	1.6489	1.6467	1.6591
Mo 202.032	5.1190	5.4931	5.0767
Na 330.237	1129.32	1170.26	1148.18
Ni 231.604	5.2763	5.3147	5.9089
Pb 220.353	4.4589	5.0340	1.9524
Sb 206.834	7.7803	5.3998	4.7707
Se 196.026	4.5909	15.7598	6.9459
Sn 189.925	18.8337	18.7080	15.3418
Sr 216.596	1.3955	2.2949	2.6384
Ti 334.941	2.6931	2.7329	2.7404
Tl 190.794	6.1285	9.5366	9.0353
V 292.401	3.1545	3.1456	3.0611
Zn 206.200	6.6479	7.0551	4.8108

Label	Sol'n Conc.	Units	SD	%RSD	Int. (c/s)
Ag 328.068	1.7328	ppb	0.2993	17.3	73.2394
Al 308.215	49.2965	ppb	1.6536	3.4	578.738
As 188.980	8.9260	ppb	2.4362	27.3	4.7006
B 249.678	21.3080	ppb	0.2743	1.3	208.041
Ba 389.178	0.1651	ppb	0.2295	139.1	-16.8754
Be 313.042	0.2434	ppb	0.0048	2.0	255.778
Ca 370.602	130.5	ppb	2.780	2.1	529.8
Cd 226.502	5.0340	ppb	0.0704	1.4	195.845
Co 228.615	5.0135	ppb	0.3006	6.0	76.9391
Cr 267.716	5.5223	ppb	0.0580	1.0	253.294
Cu 324.754	8.5663	ppb	0.1523	1.8	584.268
Fe 271.441	100.095	ppb	4.8757	4.9	165.018
K 766.491	105.705	ppb	0.3202	0.3	7321.59
Mg 279.078	53.6909	ppb	2.8537	5.3	132.081
Mn 257.610	1.6516	ppb	0.0066	0.4	398.895
Mo 202.032	5.2296	ppb	0.2292	4.4	47.3122
Na 330.237	1149.25	ppb	20.4931	1.8	59.2897
Ni 231.604	5.5000	ppb	0.3547	6.4	11.6458
Pb 220.353	3.8151	ppb	1.6386	42.9	9.1868
Sb 206.834	5.9836	ppb	1.5875	26.5	6.3345
Se 196.026	9.0989	ppb	5.8875	64.7	4.8385
Sn 189.925	17.6279	ppb	1.9807	11.2	18.2899
Sr 216.596	2.1096	ppb	0.6418	30.4	29.7266
Ti 334.941	2.7221	ppb	0.0254	0.9	748.342
Tl 190.794	8.2335	ppb	1.8401	22.3	8.2404
V 292.401	3.1204	ppb	0.0515	1.7	89.8825
Zn 206.200	6.1713	ppb	1.1957	19.4	31.3061

E03182013.vvq. All Data Report 3/20/2013, 10:34:42 AM

680-87961-A-14-E (Samp) **3/18/2013, 8:08:28 PM** **Rack 2, Tube 10****Weight: 1****Volume: 1****Dilution: 1**

Label	Replicates Concentration		
Ag 328.068	1.1117	2.1862	2.2761
Al 308.215	50.9642	51.4051	49.6418
As 188.980	5.4971	14.0190	11.0580
B 249.678	21.5086	20.9487	21.8992
Ba 389.178	0.3152	0.0563	0.5582
Be 313.042	0.2440	0.2372	0.2480
Ca 370.602	466.8	463.6	471.5
Cd 226.502	5.1549	5.1106	5.2747
Co 228.615	5.1080	5.0079	4.5868
Cr 267.716	5.9227	5.5586	5.8767
Cu 324.754	5.7488	5.7277	5.7669
Fe 271.441	105.820	101.233	112.543
K 766.491	108.149	108.116	109.401
Mg 279.078	58.6569	61.2903	62.0615
Mn 257.610	2.2520	2.2082	2.2812
Mo 202.032	5.1218	5.5254	5.1210
Na 330.237	1013.90	1071.91	1030.37
Ni 231.604	5.4535	7.3931	6.8531
Pb 220.353	3.7452	4.2503	5.1187
Sb 206.834	10.6401	11.2580	7.9266
Se 196.026	9.3514	15.5708	5.4516
Sn 189.925	20.1516	17.8662	17.6248
Sr 216.596	2.0602	2.7959	2.4598
Ti 334.941	2.7554	2.7753	2.7487
Tl 190.794	12.7981	10.0449	8.6471
V 292.401	2.8597	3.1017	2.8116
Zn 206.200	6.1423	6.1649	5.2935

Label	Sol'n Conc.	Units	SD	%RSD	Int. (c/s)
Ag 328.068	1.8580	ppb	0.6479	34.9	82.2976
Al 308.215	50.6703	ppb	0.9177	1.8	586.460
As 188.980	10.1913	ppb	4.3266	42.5	5.5742
B 249.678	21.4522	ppb	0.4778	2.2	209.241
Ba 389.178	0.3099	ppb	0.2510	81.0	-13.0348
Be 313.042	0.2431	ppb	0.0054	2.2	255.224
Ca 370.602	467.3	ppb	3.941	0.8	1896
Cd 226.502	5.1801	ppb	0.0849	1.6	201.310
Co 228.615	4.9009	ppb	0.2766	5.6	75.5382
Cr 267.716	5.7860	ppb	0.1983	3.4	265.306
Cu 324.754	5.7478	ppb	0.0196	0.3	434.400
Fe 271.441	106.532	ppb	5.6887	5.3	175.356
K 766.491	108.555	ppb	0.7329	0.7	7513.58
Mg 279.078	60.6696	ppb	1.7852	2.9	146.637
Mn 257.610	2.2471	ppb	0.0367	1.6	530.597
Mo 202.032	5.2561	ppb	0.2332	4.4	47.5117
Na 330.237	1038.73	ppb	29.8951	2.9	53.5446
Ni 231.604	6.5665	ppb	1.0010	15.2	14.2648
Pb 220.353	4.3714	ppb	0.6947	15.9	10.1078
Sb 206.834	9.9416	ppb	1.7721	17.8	10.2949
Se 196.026	10.1246	ppb	5.1037	50.4	5.3564
Sn 189.925	18.5475	ppb	1.3944	7.5	19.2174
Sr 216.596	2.4386	ppb	0.3683	15.1	33.4537
Ti 334.941	2.7598	ppb	0.0138	0.5	760.238
Tl 190.794	10.4967	ppb	2.1121	20.1	10.7943
V 292.401	2.9243	ppb	0.1555	5.3	84.0398
Zn 206.200	5.8669	ppb	0.4967	8.5	10.8168

E03182013.wvq. All Data Report 3/20/2013, 10:34:42 AM

680-87961-A-15-E (Samp) **3/18/2013, 8:13:54 PM** **Rack 2, Tube 11**
Weight: 1 **Volume: 1** **Dilution: 1**

Label	Replicates Concentration		
Ag 328.068	1.9435	2.4780	1.6335
Al 308.215	51.5691	48.6389	47.9945
As 188.980	7.9898	14.1667	8.8168
B 249.678	19.2698	21.3481	20.7143
Ba 389.178	0.0226	0.1884	0.5339
Be 313.042	0.2432	0.2475	0.2538
Ca 370.602	108.8	105.8	109.0
Cd 226.502	5.0053	5.0967	5.0957
Co 228.615	4.4109	5.2453	5.4576
Cr 267.716	6.5283	6.6881	6.5297
Cu 324.754	12.3542	13.5493	13.4038
Fe 271.441	135.238	138.105	135.604
K 766.491	104.357	106.385	104.908
Mg 279.078	51.4985	52.0250	48.8427
Mn 257.610	2.0028	2.0053	1.9975
Mo 202.032	5.6209	4.3388	5.4886
Na 330.237	850.789	1189.18	1131.89
Ni 231.604	7.4375	5.4920	6.6322
Pb 220.353	3.4034	6.0159	3.2786
Sb 206.834	5.7203	15.7908	9.4390
Se 196.026	15.4305	8.9480	10.5236
Sn 189.925	19.2178	16.2795	16.4287
Sr 216.596	2.1357	2.4773	2.2448
Ti 334.941	2.6665	2.6747	2.6564
Tl 190.794	10.4601	8.0483	9.2938
V 292.401	3.5738	3.1512	3.1715
Zn 206.200	12.1292	11.6801	10.6909

Label	Sol'n Conc.	Units	SD	%RSD	Int. (c/s)
Ag 328.068	2.0183	ppb	0.4272	21.2	93.9344
Al 308.215	49.4008	ppb	1.9052	3.9	579.337
As 188.980	10.3244	ppb	3.3531	32.5	5.6616
B 249.678	20.4441	ppb	1.0652	5.2	200.771
Ba 389.178	0.2483	ppb	0.2608	105.0	-14.6329
Be 313.042	0.2482	ppb	0.0053	2.1	265.590
Ca 370.602	107.9	ppb	1.782	1.7	434.0
Cd 226.502	5.0659	ppb	0.0525	1.0	197.123
Co 228.615	5.0379	ppb	0.5533	11.0	77.2377
Cr 267.716	6.5820	ppb	0.0919	1.4	301.558
Cu 324.754	13.1024	ppb	0.6521	5.0	825.492
Fe 271.441	136.316	ppb	1.5605	1.1	222.910
K 766.491	105.217	ppb	1.0485	1.0	7288.73
Mg 279.078	50.7887	ppb	1.7057	3.4	126.025
Mn 257.610	2.0019	ppb	0.0039	0.2	476.397
Mo 202.032	5.1494	ppb	0.7051	13.7	46.7051
Na 330.237	1057.29	ppb	181.110	17.1	54.4581
Ni 231.604	6.5206	ppb	0.9775	15.0	14.1525
Pb 220.353	4.2326	ppb	1.5456	36.5	9.8782
Sb 206.834	10.3167	ppb	5.0923	49.4	10.6795
Se 196.026	11.6340	ppb	3.3809	29.1	6.1182
Sn 189.925	17.3087	ppb	1.6550	9.6	17.9681
Sr 216.596	2.2859	ppb	0.1745	7.6	31.7005
Ti 334.941	2.6658	ppb	0.0092	0.3	730.627
Tl 190.794	9.2674	ppb	1.2061	13.0	9.4035
V 292.401	3.2988	ppb	0.2384	7.2	95.0541
Zn 206.200	11.5001	ppb	0.7358	6.4	19.8518

E03182013.vvq. All Data Report 3/20/2013, 10:34:42 AM

680-87961-A-16-E (Samp) **3/18/2013, 8:19:20 PM** **Rack 2, Tube 12**
Weight: 1 **Volume: 1** **Dilution: 1**

Label	Replicates Concentration		
Ag 328.068	1.6998	1.9105	1.4596
Al 308.215	67.9129	66.5163	68.5402
As 188.980	8.7399	13.9765	15.9438
B 249.678	20.6585	20.6910	20.6702
Ba 389.178	-0.3590u	0.3400	0.7382
Be 313.042	0.2481	0.2520	0.2540
Ca 370.602	114.4	116.2	116.2
Cd 226.502	5.1476	5.2592	5.1445
Co 228.615	5.7373	4.4802	4.9334
Cr 267.716	5.9830	5.8596	5.9148
Cu 324.754	5.4151	5.6004	6.1160
Fe 271.441	106.858	111.370	105.515
K 766.491	106.877	108.730	107.894
Mg 279.078	50.7095	52.7336	52.5443
Mn 257.610	2.5114	2.5397	2.4929
Mo 202.032	5.3665	4.9938	5.4516
Na 330.237	984.908	941.967	920.470
Ni 231.604	5.3403	7.1777	8.7373
Pb 220.353	7.7314	4.3073	4.9772
Sb 206.834	13.2898	9.1170	3.8006
Se 196.026	2.6756	12.4261	8.4895
Sn 189.925	16.4632	19.9005	18.6779
Sr 216.596	2.2024	2.3826	2.4485
Ti 334.941	2.6846	2.6491	2.7117
Tl 190.794	9.3174	10.1577	12.4206
V 292.401	3.1259	2.9862	3.2443
Zn 206.200	6.3951	6.8327	7.2501

Label	Sol'n Conc.	Units	SD	%RSD	Int. (c/s)
Ag 328.068	1.6900	ppb	0.2256	13.3	70.1445
Al 308.215	67.6565	ppb	1.0360	1.5	681.709
As 188.980	12.8867	ppb	3.7235	28.9	7.4236
B 249.678	20.6733	ppb	0.0165	0.1	202.714
Ba 389.178	0.2398	ppb	0.5554	231.6	-14.8982
Be 313.042	0.2513	ppb	0.0030	1.2	272.115
Ca 370.602	115.6	ppb	1.013	0.9	468.2
Cd 226.502	5.1838	ppb	0.0653	1.3	201.453
Co 228.615	5.0503	ppb	0.6367	12.6	77.3879
Cr 267.716	5.9191	ppb	0.0618	1.0	271.369
Cu 324.754	5.7105	ppb	0.3632	6.4	432.419
Fe 271.441	107.914	ppb	3.0672	2.8	177.578
K 766.491	107.833	ppb	0.9282	0.9	7464.95
Mg 279.078	51.9958	ppb	1.1180	2.2	128.526
Mn 257.610	2.5147	ppb	0.0236	0.9	589.680
Mo 202.032	5.2706	ppb	0.2435	4.6	47.6211
Na 330.237	949.115	ppb	32.8083	3.5	48.8787
Ni 231.604	7.0851	ppb	1.7004	24.0	15.5381
Pb 220.353	5.6720	ppb	1.8147	32.0	12.2610
Sb 206.834	8.7358	ppb	4.7561	54.4	9.0892
Se 196.026	7.8637	ppb	4.9052	62.4	4.2155
Sn 189.925	18.3472	ppb	1.7423	9.5	19.0152
Sr 216.596	2.3445	ppb	0.1274	5.4	32.3434
Ti 334.941	2.6818	ppb	0.0314	1.2	735.664
Tl 190.794	10.6319	ppb	1.6050	15.1	10.9464
V 292.401	3.1188	ppb	0.1292	4.1	89.7459
Zn 206.200	6.8259	ppb	0.4275	6.3	323.548

E03182013.vvq. All Data Report 3/20/2013, 10:34:42 AM

Cont Calib Verif (CCV) 3/18/2013, 8:24:46 PM Rack 2, Tube 13
 Weight: 1 Volume: 1 Dilution: 1

Label	Replicates Concentration		
Ag 328.068	494.715	487.237	492.428
Al 308.215	4898.80	4915.79	4950.16
As 188.980	468.237	469.783	459.358
B 249.678	2485.30	2485.58	2518.56
Ba 389.178	4864.27	4832.48	4876.98
Be 313.042	489.698	487.249	491.875
Ca 370.602	4853	4813	4864
Cd 226.502	490.145	487.743	491.459
Co 228.615	485.926	484.576	487.833
Cr 267.716	4905.95	4874.90	4917.63
Cu 324.754	4779.17	4784.31	4817.88
Fe 271.441	4977.72	4933.85	4983.12
K 766.491	9408.52	9383.31	9514.74
Mg 279.078	4844.62	4813.71	4880.18
Mn 257.610	4945.57	4921.07	4956.88
Mo 202.032	492.783	490.418	495.903
Na 330.237	7012.75	7275.59	7128.79
Ni 231.604	2483.46	2456.99	2481.72
Pb 220.353	485.225	490.216	491.797
Sb 206.834	926.123	914.278	920.711
Se 196.026	4830.42	4829.04	4879.36
Sn 189.925	4893.81	4856.10	4954.56
Sr 216.596	2467.23	2454.89	2475.43
Ti 334.941	480.535	477.923	482.774
Tl 190.794	4872.18	4845.09	4890.26
V 292.401	4860.41	4838.29	4886.50
Zn 206.200	2434.60	2411.11	2432.31

Label	Sol'n Conc.	Units	SD	%RSD	Int. (c/s)	QC Value
Ag 328.068	491.460	ppb	3.8323	0.8	35494.7	98.29204
Al 308.215	4921.58	ppb	26.1618	0.5	27874.3	98.43167
As 188.980	465.793	ppb	5.6261	1.2	318.697	93.15853
B 249.678	2496.48	ppb	19.1243	0.8	20938.5	99.85928
Ba 389.178	4857.91	ppb	22.9199	0.5	127693	97.15818
Be 313.042	489.607	ppb	2.3144	0.5	1008581	97.92149
Ca 370.602	4843	ppb	27.02	0.6	19491	96.86371
Cd 226.502	489.783	ppb	1.8845	0.4	18274.5	97.95650
Co 228.615	486.112	ppb	1.6363	0.3	6060.98	97.22232
Cr 267.716	4899.50	ppb	22.0848	0.5	223072	97.98990
Cu 324.754	4793.79	ppb	21.0220	0.4	255005	95.87571
Fe 271.441	4964.90	ppb	27.0256	0.5	8052.22	99.29796
K 766.491	9435.52	ppb	69.7517	0.7	635632	94.35523
Mg 279.078	4846.17	ppb	33.2600	0.7	10055.4	96.92341
Mn 257.610	4941.17	ppb	18.3021	0.4	1092233	98.82349
Mo 202.032	493.035	ppb	2.7510	0.6	3717.58	98.60697
Na 330.237	7139.05	ppb	131.721	1.8	347.040	95.18729
Ni 231.604	2474.06	ppb	14.8069	0.6	6072.96	98.96223
Pb 220.353	489.079	ppb	3.4304	0.7	812.614	97.81590
Sb 206.834	920.371	ppb	5.9299	0.6	967.222	36.81483Q
Se 196.026	4846.27	ppb	28.6642	0.6	2447.26	96.92548
Sn 189.925	4901.49	ppb	49.6785	1.0	4943.00	98.02978
Sr 216.596	2465.85	ppb	10.3386	0.4	27689.6	98.63394
Ti 334.941	480.411	ppb	2.4279	0.5	151054	96.08221
Tl 190.794	4869.18	ppb	22.7343	0.5	5491.55	97.38358
V 292.401	4861.73	ppb	24.1320	0.5	143356	97.23466
Zn 206.200	2426.01	ppb	12.9512	0.5	3878.23	97.04028

E03182013.vvq. All Data Report 3/20/2013, 10:34:42 AM

Cont Calib Blank (CCB) 3/18/2013, 8:30:11 PM Rack 2, Tube 14

Weight: 1 Volume: 1 Dilution: 1

Label	Replicates Concentration		
Ag 328.068	-0.0140u	-0.0755u	0.1098
Al 308.215	-4.8476u	-4.4437u	-1.9111u
As 188.980	2.9105	1.2298	0.7480
B 249.678	22.8661	21.6316	18.4909
Ba 389.178	0.9436	-0.0669u	1.1049
Be 313.042	0.0646	0.0529	0.0452
Ca 370.602	1.724	-0.3348u	-2.074u
Cd 226.502	0.0979	0.0697	0.0726
Co 228.615	0.2405	-0.2550u	0.3191
Cr 267.716	0.6216	0.4955	0.3442
Cu 324.754	0.4651	1.1086	0.5667
Fe 271.441	-0.4069u	-5.4884u	-2.9187u
K 766.491	0.9908	0.8948	0.9993
Mg 279.078	-3.5218u	4.0524	-0.3064u
Mn 257.610	0.7212	0.6858	0.6381
Mo 202.032	0.5058	-0.5890u	0.1667
Na 330.237	74.8720	-236.457u	41.4882
Ni 231.604	1.2660	3.1652	2.1655
Pb 220.353	1.1514	-3.5746u	2.3291
Sb 206.834	-1.0701u	5.6639	1.9788
Se 196.026	4.7154	-4.0288u	-2.4073u
Sn 189.925	0.0073	0.8487	-0.6555u
Sr 216.596	0.5141	0.2248	0.4206
Ti 334.941	0.1574	0.2017	0.1708
Tl 190.794	6.5774	4.1197	0.7077
V 292.401	0.6585	0.8524	0.7219
Zn 206.200	0.7011	0.1693	1.1187

Label	Sol'n Conc.	Units	SD	%RSD	Int. (c/s)	QC Value
Ag 328.068	0.0068	ppb	0.0943	1392.4	-51.7283	0.00678
Al 308.215	-3.7341	ppb	1.5917	42.6	280.805	-3.73414
As 188.980	1.6294	ppb	1.1353	69.7	-0.3154	1.62943
B 249.678	20.9962	ppb	2.2558	10.7	205.513	20.99620
Ba 389.178	0.6605	ppb	0.6351	96.1	-4.2137	0.66052
Be 313.042	0.0542	ppb	0.0097	18.0	-133.049	0.05424
Ca 370.602	-0.2282	ppb	1.902	833.1	9.014	-0.22825
Cd 226.502	0.0801	ppb	0.0155	19.4	10.9801	0.08008
Co 228.615	0.1015	ppb	0.3113	306.5	16.0456	0.10154
Cr 267.716	0.4871	ppb	0.1389	28.5	24.0365	0.48711
Cu 324.754	0.7135	ppb	0.3459	48.5	166.534	0.71346
Fe 271.441	-2.9380	ppb	2.5408	86.5	-0.4157	-2.93800
K 766.491	0.9616	ppb	0.0581	6.0	267.740	0.96164
Mg 279.078	0.0747	ppb	3.8014	5086.3	20.1973	0.07474
Mn 257.610	0.6817	ppb	0.0417	6.1	183.925	0.68170
Mo 202.032	0.0278	ppb	0.5604	2014.4	8.0795	0.02782
Na 330.237	-40.0323	ppb	170.926	427.0	-2.4627	-40.03228
Ni 231.604	2.1989	ppb	0.9501	43.2	3.5385	2.19889
Pb 220.353	-0.0314	ppb	3.1245	9955.3	2.8283	-0.03139
Sb 206.834	2.1909	ppb	3.3720	153.9	2.5535	2.19085
Se 196.026	-0.5736	ppb	4.6516	811.0	-0.0437	-0.57355
Sn 189.925	0.0668	ppb	0.7539	1128.2	0.5815	0.06682
Sr 216.596	0.3865	ppb	0.1477	38.2	10.5388	0.38652
Ti 334.941	0.1767	ppb	0.0227	12.9	-52.6560	0.17667
Tl 190.794	3.8016	ppb	2.9477	77.5	3.2458	3.80161
V 292.401	0.7443	ppb	0.0988	13.3	20.9709	0.74428
Zn 206.200	0.6630	ppb	0.4759	71.8	3.24844	0.66303

E03182013.vvq. All Data Report 3/20/2013, 10:34:42 AM

MB 680-269659/1-A (Samp) 3/18/2013, 8:35:35 PM Rack 2, Tube 15

Weight: 1 Volume: 1 Dilution: 1

Label	Replicates Concentration		
Ag 328.068	-0.1023u	0.1375	0.1937
Al 308.215	0.8546	-0.1478u	-1.4641u
As 188.980	1.2094	1.0600	-0.7562u
B 249.678	7.4252	7.0329	6.3681
Ba 389.178	-0.4529u	-1.0318u	-0.0709u
Be 313.042	0.0062	0.0084	0.0065
Ca 370.602	14.37	12.51	10.38
Cd 226.502	-0.1381u	-0.0147u	0.1162
Co 228.615	0.5620	-0.4100u	-0.2621u
Cr 267.716	0.3884	0.3011	0.4100
Cu 324.754	0.1621	0.2717	0.1316
Fe 271.441	3.4921	5.0193	5.0101
K 766.491	7.7354	7.2384	7.2063
Mg 279.078	0.5496	0.9406	4.2807
Mn 257.610	0.1987	0.1026	0.1949
Mo 202.032	0.1842	-0.3720u	0.4542
Na 330.237	143.820	-115.700u	77.6217
Ni 231.604	1.2537	1.5040	1.0226
Pb 220.353	0.4382	-2.0134u	-4.1345u
Sb 206.834	3.3550	-1.5038u	-0.0722u
Se 196.026	0.7082	-3.3622u	-1.1933u
Sn 189.925	9.3724	6.7208	8.2813
Sr 216.596	-0.7776u	0.0049	0.6675
Ti 334.941	0.2099	0.1679	0.1235
Tl 190.794	-2.0397u	0.5647	4.2686
V 292.401	-0.2311u	-0.3018u	-0.3228u
Zn 206.200	3.0059	1.3158	0.8778

Label	Sol'n Conc.	Units	SD	%RSD	Int. (c/s)
Ag 328.068	0.0763	ppb	0.1572	206.1	-46.6921
Al 308.215	-0.2524	ppb	1.1629	460.7	300.347
As 188.980	0.5044	ppb	1.0943	216.9	-1.0889
B 249.678	6.9421	ppb	0.5344	7.7	87.7754
Ba 389.178	-0.5185	ppb	0.4838	93.3	-35.1853
Be 313.042	0.0070	ppb	0.0012	16.7	-230.281
Ca 370.602	12.42	ppb	1.998	16.1	59.58
Cd 226.502	-0.0122	ppb	0.1272	1041.1	7.5555
Co 228.615	-0.0367	ppb	0.5238	1427.1	14.3225
Cr 267.716	0.3665	ppb	0.0577	15.7	18.5567
Cu 324.754	0.1885	ppb	0.0737	39.1	138.631
Fe 271.441	4.5072	ppb	0.8791	19.5	11.4638
K 766.491	7.3934	ppb	0.2966	4.0	700.880
Mg 279.078	1.9236	ppb	2.0506	106.6	24.0642
Mn 257.610	0.1654	ppb	0.0545	32.9	69.8398
Mo 202.032	0.0888	ppb	0.4213	474.5	8.5411
Na 330.237	35.2473	ppb	134.849	382.6	1.4313
Ni 231.604	1.2601	ppb	0.2408	19.1	1.2336
Pb 220.353	-1.9032	ppb	2.2883	120.2	-0.2714
Sb 206.834	0.5930	ppb	2.4967	421.0	0.9541
Se 196.026	-1.2824	ppb	2.0366	158.8	-0.4015
Sn 189.925	8.1249	ppb	1.3327	16.4	8.7070
Sr 216.596	-0.0351	ppb	0.7234	2062.3	5.8099
Ti 334.941	0.1671	ppb	0.0432	25.8	-55.6565
Tl 190.794	0.9312	ppb	3.1701	340.4	0.0039
V 292.401	-0.2852	ppb	0.0480	16.8	-9.4702
Zn 206.200	1.7332	ppb	1.1238	64.8	4.2018

E03182013.vvq. All Data Report 3/20/2013, 10:34:42 AM

LCS 680-269659/2-A (Samp) 3/18/2013, 8:41:00 PM Rack 2, Tube 16

Weight: 1

Volume: 1

Dilution: 1

Label	Replicates Concentration		
Ag 328.068	49.8874	49.1438	48.6521
Al 308.215	4650.49	4633.50	4610.96
As 188.980	81.9140	76.4215	77.8469
B 249.678	197.538	198.270	199.136
Ba 389.178	94.9858	95.8141	95.4839
Be 313.042	49.6492	49.5662	49.4018
Ca 370.602	4709	4699	4688
Cd 226.502	49.3388	49.4495	49.2867
Co 228.615	49.0223	48.1956	47.5933
Cr 267.716	99.2604	98.7113	98.4451
Cu 324.754	95.8106	96.0716	96.7942
Fe 271.441	4854.89	4830.58	4804.74
K 766.491	4596.84	4558.29	4535.73
Mg 279.078	4767.28	4747.13	4738.66
Mn 257.610	510.635	509.392	507.212
Mo 202.032	96.6726	95.8842	96.9025
Na 330.237	4349.58	4263.80	4265.02
Ni 231.604	99.5327	97.7713	98.6957
Pb 220.353	44.6970	48.2697	50.0444
Sb 206.834	42.8811	30.1406	37.9257
Se 196.026	97.2802	91.9691	90.1674
Sn 189.925	52.2510	56.6086	53.0462
Sr 216.596	99.8799	99.3335	99.3213
Ti 334.941	92.7777	92.6869	92.4991
Tl 190.794	34.0633	39.6389	42.3558
V 292.401	99.3246	98.1937	98.2279
Zn 206.200	96.5669	97.9331	96.4687

Label	Sol'n Conc.	Units	SD	%RSD	Int. (c/s)
Ag 328.068	49.2278	ppb	0.6219	1.3	3512.35
Al 308.215	4631.65	ppb	19.8276	0.4	26280.4
As 188.980	78.7275	ppb	2.8502	3.6	52.6784
B 249.678	198.314	ppb	0.8001	0.4	1686.89
Ba 389.178	95.4279	ppb	0.4170	0.4	2509.37
Be 313.042	49.5391	ppb	0.1259	0.3	101838
Ca 370.602	4699	ppb	10.45	0.2	18617
Cd 226.502	49.3583	ppb	0.0831	0.2	1858.71
Co 228.615	48.2704	ppb	0.7174	1.5	613.518
Cr 267.716	98.8056	ppb	0.4158	0.4	4503.04
Cu 324.754	96.2255	ppb	0.5095	0.5	5248.76
Fe 271.441	4830.07	ppb	25.0774	0.5	7730.90
K 766.491	4563.62	ppb	30.9014	0.7	307537
Mg 279.078	4751.02	ppb	14.7031	0.3	9926.85
Mn 257.610	509.080	ppb	1.7327	0.3	112598
Mo 202.032	96.4865	ppb	0.5341	0.6	735.327
Na 330.237	4292.80	ppb	49.1775	1.1	219.939
Ni 231.604	98.6666	ppb	0.8811	0.9	240.497
Pb 220.353	47.6704	ppb	2.7236	5.7	81.6431
Sb 206.834	36.9825	ppb	6.4224	17.4	37.5131
Se 196.026	93.1389	ppb	3.6979	4.0	47.4063
Sn 189.925	53.9686	ppb	2.3206	4.3	54.9382
Sr 216.596	99.5116	ppb	0.3191	0.3	1122.95
Ti 334.941	92.6545	ppb	0.1421	0.2	29065.9
Tl 190.794	38.6860	ppb	4.2276	10.9	41.3414
V 292.401	98.5821	ppb	0.6433	0.7	2888.85
Zn 206.200	96.9896	ppb	0.8186	0.8	325.716

E03182013.vvq. All Data Report 3/20/2013, 10:34:42 AM

LCS 680-269659/3-A (Samp) 3/18/2013, 8:46:25 PM Rack 2, Tube 17

Weight: 1

Volume: 1

Dilution: 1

Label	Replicates Concentration		
Ag 328.068	192.865	194.075	194.895
Al 308.215	1991.75	1989.99	1991.21
As 188.980	209.647	206.888	206.773
B 249.678	391.537	395.007	397.913
Ba 389.178	191.206	190.843	192.073
Be 313.042	199.400	199.512	199.972
Ca 370.602	18625	18612	18665
Cd 226.502	193.716	194.117	194.804
Co 228.615	190.833	192.123	189.850
Cr 267.716	196.396	196.761	196.598
Cu 324.754	194.026	195.718	196.320
Fe 271.441	20193.7	20205.3	20276.5
K 766.491	18059.9	18064.4	17976.9
Mg 279.078	19118.4	19152.3	19177.0
Mn 257.610	2007.52	2008.94	2016.88
Mo 202.032	194.344	196.419	195.234
Na 330.237	16624.0	16597.2	16556.1
Ni 231.604	198.164	196.112	195.609
Pb 220.353	191.903	189.205	194.058
Sb 206.834	191.415	184.128	190.614
Se 196.026	191.207	188.477	195.626
Sn 189.925	199.745	202.928	204.288
Sr 216.596	210.040	209.308	212.233
Ti 334.941	196.852	196.317	196.929
Tl 190.794	38.9368	41.3590	43.3007
V 292.401	196.154	196.584	196.875
Zn 206.200	184.096	183.354	182.792

Label	Sol'n Conc.	Units	SD	%RSD	Int. (c/s)
Ag 328.068	193.945	ppb	1.0210	0.5	13997.9
Al 308.215	1990.98	ppb	0.9044	0.0	11486.6
As 188.980	207.769	ppb	1.6273	0.8	141.403
B 249.678	394.819	ppb	3.1924	0.8	3320.24
Ba 389.178	191.374	ppb	0.6320	0.3	5099.94
Be 313.042	199.628	ppb	0.3030	0.2	411158
Ca 370.602	18634	ppb	27.44	0.1	73656
Cd 226.502	194.212	ppb	0.5501	0.3	7292.72
Co 228.615	190.936	ppb	1.1402	0.6	2384.35
Cr 267.716	196.585	ppb	0.1829	0.1	8963.11
Cu 324.754	195.355	ppb	1.1891	0.6	10526.7
Fe 271.441	20225.2	ppb	44.8255	0.2	32354.7
K 766.491	18033.7	ppb	49.2920	0.3	1214674
Mg 279.078	19149.2	ppb	29.4314	0.2	39955.7
Mn 257.610	2011.11	ppb	5.0432	0.3	444723
Mo 202.032	195.332	ppb	1.0412	0.5	1480.04
Na 330.237	16592.5	ppb	34.1998	0.2	853.470
Ni 231.604	196.628	ppb	1.3537	0.7	481.326
Pb 220.353	191.722	ppb	2.4318	1.3	320.303
Sb 206.834	188.719	ppb	3.9958	2.1	190.469
Se 196.026	191.770	ppb	3.6075	1.9	97.6513
Sn 189.925	202.320	ppb	2.3316	1.2	204.543
Sr 216.596	210.527	ppb	1.5222	0.7	2374.45
Ti 334.941	196.699	ppb	0.3333	0.2	61873.3
Tl 190.794	41.1988	ppb	2.1864	5.3	40.2218
V 292.401	196.538	ppb	0.3626	0.2	5759.78
Zn 206.200	183.414	ppb	0.6544	0.4	295.060

E03182013.wvq. All Data Report 3/20/2013, 10:34:42 AM

680-88298-B-32-B (Samp) 3/18/2013, 8:51:50 PM Rack 2, Tube 18

Weight: 1

Volume: 1

Dilution: 1

Label	Replicates Concentration		
Ag 328.068	10.8089	10.0983	9.9564
Al 308.215	74671.9	74693.4	74723.7
As 188.980	133.245	135.804	136.916
B 249.678	-11.1744u	-13.2819u	-10.3348u
Ba 389.178	720.265	719.938	719.979
Be 313.042	6.0906	6.0911	6.0993
Ca 370.602	36164	36171	36145
Cd 226.502	36.6011	36.8097	36.8276
Co 228.615	94.7960	95.3221	95.3692
Cr 267.716	410.149	409.210	409.678
Cu 324.754	748.111	741.372	742.755
Fe 271.441	349966	350584	351144
K 766.491	7701.92	7696.55	7736.54
Mg 279.078	7224.16	7221.23	7231.07
Mn 257.610	9504.64	9497.18	9497.93
Mo 202.032	63.7567	63.3140	63.1124
Na 330.237	367.497u	367.681u	453.306u
Ni 231.604	236.683	238.674	236.540
Pb 220.353	12911.0	12913.5	12924.0
Sb 206.834	125.340	128.010	124.282
Se 196.026	10.2284	17.4761	12.5053
Sn 189.925	513.136	519.376	516.804
Sr 216.596	152.500	152.792	152.683
Ti 334.941	817.436	816.494	817.427
Tl 190.794	18.9674u	16.4643u	17.5301u
V 292.401	203.504	203.086	203.773
Zn 206.200	8491.41	8489.13	8484.71

Label	Sol'n Conc.	Units	SD	%RSD	Int. (c/s)
Ag 328.068	10.2879	ppb	0.4568	4.4	727.822
Al 308.215	74696.3	ppb	26.0086	0.0	419098
As 188.980	135.322	ppb	1.8823	1.4	89.1996
B 249.678	-11.5971	ppb	1.5183	13.1	-359.054
Ba 389.178	720.060	ppb	0.1780	0.0	19487.3
Be 313.042	6.0937	ppb	0.0049	0.1	12304.4
Ca 370.602	36160	ppb	13.52	0.0	111076
Cd 226.502	36.7461	ppb	0.1259	0.3	2174.17
Co 228.615	95.1624	ppb	0.3182	0.3	1205.85
Cr 267.716	409.679	ppb	0.4698	0.1	18773.3
Cu 324.754	744.079	ppb	3.5592	0.5	39804.9
Fe 271.441	350565	ppb	589.158	0.2	560237
K 766.491	7711.67	ppb	21.7047	0.3	519541
Mg 279.078	7225.48	ppb	5.0534	0.1	14989.7
Mn 257.610	9499.92	ppb	4.1079	0.0	2100775
Mo 202.032	63.3943	ppb	0.3296	0.5	467.526
Na 330.237	396.161	ppb	49.4887	12.5	-157.772
Ni 231.604	237.299	ppb	1.1930	0.5	587.598
Pb 220.353	12916.1	ppb	6.8857	0.1	21390.2
Sb 206.834	125.877	ppb	1.9213	1.5	137.569
Se 196.026	13.4033	ppb	3.7064	27.7	11.4847
Sn 189.925	516.439	ppb	3.1363	0.6	521.280
Sr 216.596	152.658	ppb	0.1476	0.1	1870.45
Ti 334.941	817.119	ppb	0.5411	0.1	257044
Tl 190.794	17.6539	ppb	1.2561	7.1	-32.4381
V 292.401	203.454	ppb	0.3460	0.2	5988.94
Zn 206.200	8488.41	ppb	3.4039	0.0	12618.6

E03182013.wvq. All Data Report 3/20/2013, 10:34:42 AM

680-88298-A-33-A (Samp) 3/18/2013, 8:57:14 PM Rack 2, Tube 19

Weight: 1 Volume: 1 Dilution: 1

Label	Replicates Concentration		
Ag 328.068	4.7885	4.3592	5.0803
Al 308.215	117390	117385	117378
As 188.980	313.186	305.945	301.406
B 249.678	6.8125u	6.4116u	6.4996u
Ba 389.178	4151.27	4148.59	4150.24
Be 313.042	13.1060	13.0852	13.0867
Ca 370.602	112052	112099	112046
Cd 226.502	26.3030	25.7890	26.1768
Co 228.615	132.305	130.897	131.961
Cr 267.716	651.731	650.938	649.378
Cu 324.754	1377.58	1357.89	1390.90
Fe 271.441	381358	380420	379740
K 766.491	13245.4	13245.1	13247.1
Mg 279.078	19296.9	19259.7	19264.5
Mn 257.610	10399.5	10362.1	10379.4
Mo 202.032	23.8943	24.5463	24.3520
Na 330.237	854.378u	785.805u	998.263u
Ni 231.604	197.089	194.580	199.828
Pb 220.353	3483.76	3496.97	3485.15
Sb 206.834	30.2427	29.9751	29.9918
Se 196.026	4.4316	12.2586	5.5375
Sn 189.925	206.420	201.402	206.743
Sr 216.596	720.784	721.985	719.903
Ti 334.941	2479.43	2476.97	2478.71
Tl 190.794	20.1657u	20.7874u	24.6381u
V 292.401	484.323	484.798	483.158
Zn 206.200	9660.07	9667.22	9656.04

Label	Sol'n Conc.	Units	SD	%RSD	Int. (c/s)
Ag 328.068	4.7427	ppb	0.3627	7.6	306.680
Al 308.215	117384	ppb	5.9263	0.0	658423
As 188.980	306.846	ppb	5.9415	1.9	207.723
B 249.678	6.5746	ppb	0.2107	3.2	-231.773
Ba 389.178	4150.03	ppb	1.3491	0.0	109720
Be 313.042	13.0926	ppb	0.0116	0.1	26758.0
Ca 370.602	112065	ppb	28.82	0.0	416425
Cd 226.502	26.0896	ppb	0.2679	1.0	1845.14
Co 228.615	131.721	ppb	0.7339	0.6	1708.61
Cr 267.716	650.682	ppb	1.1970	0.2	29758.6
Cu 324.754	1375.45	ppb	16.6057	1.2	73383.8
Fe 271.441	380506	ppb	812.567	0.2	608093
K 766.491	13245.8	ppb	1.1089	0.0	892236
Mg 279.078	19273.7	ppb	20.2173	0.1	40112.8
Mn 257.610	10380.3	ppb	18.7010	0.2	2295525
Mo 202.032	24.2642	ppb	0.3348	1.4	170.216
Na 330.237	879.482	ppb	108.431	12.3	-164.079
Ni 231.604	197.166	ppb	2.6247	1.3	489.652
Pb 220.353	3488.63	ppb	7.2608	0.2	5778.15
Sb 206.834	30.0699	ppb	0.1499	0.5	45.3280
Se 196.026	7.4092	ppb	4.2359	57.2	8.8593
Sn 189.925	204.855	ppb	2.9949	1.5	207.129
Sr 216.596	720.890	ppb	1.0452	0.1	8286.68
Ti 334.941	2478.37	ppb	1.2633	0.1	779742
Tl 190.794	21.8637	ppb	2.4227	11.1	-31.9982
V 292.401	484.093	ppb	0.8436	0.2	14309.2
Zn 206.200	9661.11	ppb	5.6624	0.1	15499.3

E03182013.vvq. All Data Report 3/20/2013, 10:34:42 AM

680-88298-A-34-A (Samp) 3/18/2013, 9:02:39 PM Rack 2, Tube 20

Weight: 1

Volume: 1

Dilution: 1

Label	Replicates Concentration		
Ag 328.068	13.0260	13.5347	12.8888
Al 308.215	72148.3	72122.9	72057.8
As 188.980	120.740	131.631	117.656
B 249.678	-1.2021u	-1.9251u	-0.9694u
Ba 389.178	797.773	798.321	797.538
Be 313.042	5.3653	5.3836	5.3776
Ca 370.602	44337	44351	44320
Cd 226.502	42.8179	42.2049	42.7056
Co 228.615	78.5915	77.9397	77.9275
Cr 267.716	548.986	549.737	548.239
Cu 324.754	775.376	780.111	776.125
Fe 271.441	324093	324268	324130
K 766.491	7530.38	7524.92	7540.89
Mg 279.078	7919.09	7926.82	7900.54
Mn 257.610	9728.01	9753.11	9753.56
Mo 202.032	133.790	131.963	132.456
Na 330.237	184.551u	322.124u	252.226u
Ni 231.604	376.795	375.565	376.917
Pb 220.353	16012.0	16005.5	15945.3
Sb 206.834	164.812	170.997	165.719
Se 196.026	-6.8816	6.2722	3.8807
Sn 189.925	664.665	674.937	667.478
Sr 216.596	180.531	180.180	179.002
Ti 334.941	866.062	865.839	865.484
Tl 190.794	18.3746u	15.6148u	22.4289u
V 292.401	176.083	175.870	175.694
Zn 206.200	9982.70	9973.04	9950.79

Label	Sol'n Conc.	Units	SD	%RSD	Int. (c/s)
Ag 328.068	13.1498	ppb	0.3403	2.6	935.102
Al 308.215	72109.7	ppb	46.7070	0.1	404605
As 188.980	123.343	ppb	7.3420	6.0	81.2433
B 249.678	-1.3655	ppb	0.4984	36.5	-251.207
Ba 389.178	797.878	ppb	0.4017	0.1	21492.3
Be 313.042	5.3755	ppb	0.0093	0.2	10815.9
Ca 370.602	44336	ppb	15.34	0.0	147023
Cd 226.502	42.5761	ppb	0.3264	0.8	2331.06
Co 228.615	78.1529	ppb	0.3799	0.5	994.863
Cr 267.716	548.987	ppb	0.7491	0.1	25112.0
Cu 324.754	777.204	ppb	2.5453	0.3	41560.4
Fe 271.441	324164	ppb	92.2640	0.0	518045
K 766.491	7532.06	ppb	8.1211	0.1	507445
Mg 279.078	7915.48	ppb	13.5088	0.2	16421.8
Mn 257.610	9744.90	ppb	14.6206	0.2	2154858
Mo 202.032	132.736	ppb	0.9454	0.7	992.084
Na 330.237	252.967	ppb	68.7896	27.2	-169.335
Ni 231.604	376.426	ppb	0.7481	0.2	928.692
Pb 220.353	15987.6	ppb	36.7778	0.2	26476.0
Sb 206.834	167.176	ppb	3.3403	2.0	178.725
Se 196.026	1.0904	ppb	7.0067	642.6	5.1745
Sn 189.925	669.027	ppb	5.3083	0.8	675.149
Sr 216.596	179.904	ppb	0.8005	0.4	2161.38
Ti 334.941	865.795	ppb	0.2917	0.0	272357
Tl 190.794	18.8061	ppb	3.4275	18.2	-28.8870
V 292.401	175.882	ppb	0.1944	0.1	5150.15
Zn 206.200	9968.84	ppb	16.3606	0.2	15993.3

E03182013.vvq. All Data Report 3/20/2013, 10:34:42 AM

680-88298-A-35-A (Samp) 3/18/2013, 9:08:15 PM Rack 2, Tube 21
 Weight: 1 Volume: 1 Dilution: 1

Label	Replicates Concentration		
Ag 328.068	2.7033	1.8056	2.5843
Al 308.215	130367	130928	130085
As 188.980	506.251	515.636	506.622
B 249.678	47.7863	46.1144	48.2547
Ba 389.178	4737.00	4762.61	4740.32
Be 313.042	18.1563	18.2530	18.1498
Ca 370.602	195719	196306	195244
Cd 226.502	24.9727	24.8476	24.6206
Co 228.615	137.332	138.635	138.784
Cr 267.716	372.395	374.285	372.262
Cu 324.754	920.597	932.607	927.876
Fe 271.441	460929	461848	460483
K 766.491	17092.4	17098.5	17003.1
Mg 279.078	58915.5	59061.9	58804.2
Mn 257.610	22885.1	22988.4	22819.9
Mo 202.032	39.1473	39.6426	39.7143
Na 330.237	2524.39u	2438.80u	2472.28u
Ni 231.604	322.338	326.498	321.151
Pb 220.353	4505.58	4512.85	4484.96
Sb 206.834	32.8496	29.6567	30.4534
Se 196.026	-0.7598	15.5066	0.8903
Sn 189.925	238.808	243.755	243.073
Sr 216.596	1085.27	1094.45	1089.67
Ti 334.941	2775.85	2792.45	2778.60
Tl 190.794	53.0179u	54.7959u	49.0456u
V 292.401	495.733	496.993	494.863
Zn 206.200	9718.08	9746.32	9715.01

Label	Sol'n Conc.	Units	SD	%RSD	Int. (c/s)
Ag 328.068	2.3644	ppb	0.4876	20.6	172.222
Al 308.215	130460	ppb	429.107	0.3	731735
As 188.980	509.503	ppb	5.3147	1.0	347.327
B 249.678	47.3851	ppb	1.1251	2.4	43.4701
Ba 389.178	4746.64	ppb	13.9266	0.3	125648
Be 313.042	18.1864	ppb	0.0578	0.3	37278.3
Ca 370.602	195756	ppb	531.7	0.3	748275
Cd 226.502	24.8136	ppb	0.1785	0.7	1980.09
Co 228.615	138.250	ppb	0.7987	0.6	1794.02
Cr 267.716	372.981	ppb	1.1312	0.3	17183.2
Cu 324.754	927.027	ppb	6.0494	0.7	49563.9
Fe 271.441	461087	ppb	695.896	0.2	736865
K 766.491	17064.7	ppb	53.4213	0.3	1149411
Mg 279.078	58927.2	ppb	129.231	0.2	122682
Mn 257.610	22897.8	ppb	84.9660	0.4	5062740
Mo 202.032	39.5014	ppb	0.3088	0.8	280.983
Na 330.237	2478.49	ppb	43.1338	1.7	-108.171
Ni 231.604	323.329	ppb	2.8081	0.9	800.980
Pb 220.353	4501.13	ppb	14.4695	0.3	7456.96
Sb 206.834	30.9866	ppb	1.6619	5.4	45.1830
Se 196.026	5.2124	ppb	8.9531	171.8	11.3761
Sn 189.925	241.879	ppb	2.6813	1.1	244.503
Sr 216.596	1089.80	ppb	4.5947	0.4	12477.5
Ti 334.941	2782.30	ppb	8.8998	0.3	875573
Tl 190.794	52.2865	ppb	2.9441	5.6	-26.4787
V 292.401	495.863	ppb	1.0709	0.2	14678.4
Zn 206.200	9726.47	ppb	17.2575	0.2	15605.0

E03182013.wvq. All Data Report 3/20/2013, 10:34:42 AM

680-88289-B-34-C (Samp) 3/18/2013, 9:13:42 PM Rack 2, Tube 22

Weight: 1

Volume: 1

Dilution: 1

Label	Replicates Concentration		
Ag 328.068	-1.4753u	-1.8271u	-1.0031u
Al 308.215	46874.1	46880.3	47091.3
As 188.980	57.7331	51.5703	55.6833
B 249.678	7.3339u	6.8419u	6.9855u
Ba 389.178	664.770	662.257	666.922
Be 313.042	2.5276	2.5283	2.5410
Ca 370.602	16210	16166	16270
Cd 226.502	-0.5548	-0.5698	-0.3805
Co 228.615	28.7411	28.7992	28.4373
Cr 267.716	78.7677	78.5972	79.0404
Cu 324.754	177.549	176.180	178.637
Fe 271.441	85155.2	85076.0	85487.8
K 766.491	7908.30	7846.85	7833.04
Mg 279.078	3865.84	3853.77	3880.03
Mn 257.610	2886.71	2891.94	2902.46
Mo 202.032	5.3397	4.6040	5.3834
Na 330.237	337.884u	316.492u	333.239u
Ni 231.604	42.8280	44.0561	44.3911
Pb 220.353	541.133	540.456	541.324
Sb 206.834	9.6069	8.9974	0.0758
Se 196.026	2.6971	0.9999	-10.3666u
Sn 189.925	59.1907	59.6506	62.8930
Sr 216.596	250.129	250.775	251.757
Ti 334.941	1608.25	1642.24	1617.43
Tl 190.794	9.6322u	8.6331u	9.2178u
V 292.401	140.179	139.954	140.805
Zn 206.200	224.497	224.605	225.872

Label	Sol'n Conc.	Units	SD	%RSD	Int. (c/s)
Ag 328.068	-1.4351	ppb	0.4134	28.8	-153.934
Al 308.215	46948.6	ppb	123.631	0.3	263521
As 188.980	54.9956	ppb	3.1384	5.7	35.8784
B 249.678	7.0538	ppb	0.2530	3.6	17.9908
Ba 389.178	664.650	ppb	2.3347	0.4	17595.2
Be 313.042	2.5323	ppb	0.0075	0.3	4975.81
Ca 370.602	16215	ppb	52.23	0.3	57521
Cd 226.502	-0.5017	ppb	0.1052	21.0	182.558
Co 228.615	28.6592	ppb	0.1943	0.7	414.115
Cr 267.716	78.8018	ppb	0.2236	0.3	3623.06
Cu 324.754	177.455	ppb	1.2315	0.7	9590.18
Fe 271.441	85239.7	ppb	218.516	0.3	136227
K 766.491	7862.73	ppb	40.0643	0.5	529713
Mg 279.078	3866.54	ppb	13.1438	0.3	8044.86
Mn 257.610	2893.70	ppb	8.0199	0.3	639879
Mo 202.032	5.1090	ppb	0.4379	8.6	41.7213
Na 330.237	329.205	ppb	11.2520	3.4	-23.7154
Ni 231.604	43.7584	ppb	0.8230	1.9	107.241
Pb 220.353	540.971	ppb	0.4563	0.1	897.491
Sb 206.834	6.2267	ppb	5.3355	85.7	9.2651
Se 196.026	-2.2232	ppb	7.1032	319.5	0.3577
Sn 189.925	60.5781	ppb	2.0179	3.3	61.6049
Sr 216.596	250.887	ppb	0.8199	0.3	2865.99
Ti 334.941	1622.64	ppb	17.5857	1.1	510409
Tl 190.794	9.1611	ppb	0.5020	5.5	-4.0653
V 292.401	140.312	ppb	0.4410	0.3	4170.13
Zn 206.200	224.991	ppb	0.7645	0.3	362.137

E03182013.vvq. All Data Report 3/20/2013, 10:34:42 AM

680-88289-B-35-C (Samp) 3/18/2013, 9:19:08 PM Rack 2, Tube 23

Weight: 1

Volume: 1

Dilution: 1

Label	Replicates Concentration		
Ag 328.068	-2.6383u	-2.5270u	-2.5753u
Al 308.215	105622	104702	105500
As 188.980	34.2183	35.4798	36.3007
B 249.678	4.4756u	6.1684u	5.0282u
Ba 389.178	450.581	447.098	448.049
Be 313.042	3.7786	3.7448	3.7722
Ca 370.602	5987	5972	5974
Cd 226.502	-1.3111	-1.1036	-1.2212
Co 228.615	22.5794	23.4115	22.5450
Cr 267.716	198.259	197.073	197.499
Cu 324.754	59.9748	60.1502	60.1109
Fe 271.441	136212	135276	136277
K 766.491	8087.35	8051.12	8071.19
Mg 279.078	1943.97	1942.12	1953.89
Mn 257.610	1620.98	1608.93	1617.84
Mo 202.032	4.2331	4.1844	4.0768
Na 330.237	108.060u	251.481u	323.199u
Ni 231.604	48.4109	48.0797	46.6824
Pb 220.353	138.374	137.723	138.842
Sb 206.834	-2.6612	2.9118	-0.4922
Se 196.026	-3.7979u	7.4148	-5.2048u
Sn 189.925	20.6191	18.8410	21.4219
Sr 216.596	63.6124	63.6909	63.5227
Ti 334.941	1355.10	1346.19	1349.60
Tl 190.794	-0.3405u	1.9126u	4.5193u
V 292.401	295.991	293.811	295.838
Zn 206.200	123.120	123.964	123.260

Label	Sol'n Conc.	Units	SD	%RSD	Int. (c/s)
Ag 328.068	-2.5802	ppb	0.0558	2.2	-233.242
Al 308.215	105275	ppb	499.960	0.5	590528
As 188.980	35.3329	ppb	1.0490	3.0	21.8479
B 249.678	5.2241	ppb	0.8632	16.5	-39.3928
Ba 389.178	448.576	ppb	1.8001	0.4	11991.8
Be 313.042	3.7652	ppb	0.0180	0.5	7513.09
Ca 370.602	5978	ppb	8.220	0.1	10648
Cd 226.502	-1.2120	ppb	0.1041	8.6	270.922
Co 228.615	22.8453	ppb	0.4906	2.1	332.751
Cr 267.716	197.610	ppb	0.6010	0.3	9037.67
Cu 324.754	60.0786	ppb	0.0921	0.2	3362.79
Fe 271.441	135922	ppb	560.162	0.4	217219
K 766.491	8069.89	ppb	18.1469	0.2	543664
Mg 279.078	1946.66	ppb	6.3319	0.3	4049.78
Mn 257.610	1615.92	ppb	6.2557	0.4	357568
Mo 202.032	4.1648	ppb	0.0800	1.9	31.6698
Na 330.237	227.580	ppb	109.543	48.1	-41.2635
Ni 231.604	47.7243	ppb	0.9175	1.9	117.976
Pb 220.353	138.313	ppb	0.5621	0.4	229.554
Sb 206.834	-0.0806	ppb	2.8092	3487.3	5.2954
Se 196.026	-0.5293	ppb	6.9157	1306.6	1.1924
Sn 189.925	20.2940	ppb	1.3208	6.5	20.9774
Sr 216.596	63.6087	ppb	0.0842	0.1	779.367
Ti 334.941	1350.29	ppb	4.4926	0.3	424728
Tl 190.794	2.0304	ppb	2.4320	119.8	-15.0915
V 292.401	295.213	ppb	1.2169	0.4	8738.13
Zn 206.200	123.448	ppb	0.4521	0.4	198.847

E03182013.vvq. All Data Report 3/20/2013, 10:34:42 AM

680-88289-B-36-C (Samp) 3/18/2013, 9:24:34 PM Rack 2, Tube 24

Weight: 1 Volume: 1 Dilution: 1

Label	Replicates Concentration		
Ag 328.068	-0.6254u	-1.6946u	-0.5513u
Al 308.215	112438	112608	112833
As 188.980	40.5052	40.0970	43.7193
B 249.678	-8.9680u	-8.0510u	-9.7361u
Ba 389.178	161.860	162.790	162.697
Be 313.042	1.8415	1.8520	1.8583
Ca 370.602	2693u	2701u	2695u
Cd 226.502	-1.8422	-1.5539	-1.8467
Co 228.615	6.7434	5.7562	5.3834
Cr 267.716	207.436	207.578	207.957
Cu 324.754	57.9287	57.2196	58.0717
Fe 271.441	175171	175697	175820
K 766.491	5161.77	5187.04	5201.33
Mg 279.078	1408.17	1407.43	1405.34
Mn 257.610	400.711	401.437	401.619
Mo 202.032	5.2600	5.0234	4.7965
Na 330.237	128.687u	12.4684u	93.3477u
Ni 231.604	34.9205	36.3834	35.7929
Pb 220.353	76.4619	78.4674	72.9115
Sb 206.834	11.5726	3.9598	2.4626
Se 196.026	4.7140	1.5349	-1.2639
Sn 189.925	19.5116	21.4657	18.9487
Sr 216.596	36.0174	35.6971	35.9879
Ti 334.941	1612.92	1616.03	1618.83
Tl 190.794	-1.2380u	-4.8824u	1.5736u
V 292.401	393.493	395.445	395.919
Zn 206.200	106.492	105.469	104.106

Label	Sol'n Conc.	Units	SD	%RSD	Int. (c/s)
Ag 328.068	-0.9571	ppb	0.6398	66.8	-119.334
Al 308.215	112626	ppb	198.199	0.2	631746
As 188.980	41.4405	ppb	1.9840	4.8	25.6969
B 249.678	-8.9184	ppb	0.8437	9.5	-190.889
Ba 389.178	162.449	ppb	0.5120	0.3	4534.03
Be 313.042	1.8506	ppb	0.0085	0.5	3562.40
Ca 370.602	2697	ppb	3.873	0.1	-6745
Cd 226.502	-1.7476	ppb	0.1677	9.6	341.138
Co 228.615	5.9610	ppb	0.7027	11.8	129.154
Cr 267.716	207.657	ppb	0.2694	0.1	9498.71
Cu 324.754	57.7400	ppb	0.4563	0.8	3249.85
Fe 271.441	175563	ppb	344.520	0.2	280565
K 766.491	5183.38	ppb	20.0349	0.4	349275
Mg 279.078	1406.98	ppb	1.4693	0.1	2947.49
Mn 257.610	401.255	ppb	0.4805	0.1	89189.1
Mo 202.032	5.0266	ppb	0.2318	4.6	35.9144
Na 330.237	78.1676	ppb	59.5778	76.2	-62.9966
Ni 231.604	35.6989	ppb	0.7360	2.1	89.2189
Pb 220.353	75.9469	ppb	2.8135	3.7	125.745
Sb 206.834	5.9984	ppb	4.8852	81.4	12.3437
Se 196.026	1.6617	ppb	2.9910	180.0	2.2293
Sn 189.925	19.9753	ppb	1.3210	6.6	20.6533
Sr 216.596	35.9008	ppb	0.1770	0.5	484.381
Ti 334.941	1615.93	ppb	2.9584	0.2	508299
Tl 190.794	-1.5156	ppb	3.2369	213.6	-21.1013
V 292.401	394.952	ppb	1.2858	0.3	11691.4
Zn 206.200	105.355	ppb	1.1969	1.1	169.789

E03182013.wvq. All Data Report 3/20/2013, 10:34:42 AM

Cont Calib Verif (CCV) 3/18/2013, 9:30:00 PM Rack 2, Tube 25
 Weight: 1 Volume: 1 Dilution: 1

Label	Replicates Concentration		
Ag 328.068	488.744	484.276	490.498
Al 308.215	4972.25	4965.11	4900.63
As 188.980	471.987	463.732	471.330
B 249.678	2507.94	2511.52	2522.73
Ba 389.178	4841.77	4836.77	4818.72
Be 313.042	491.107	489.553	488.005
Ca 370.602	4845	4842	4826
Cd 226.502	493.289	491.403	490.369
Co 228.615	490.135	487.884	487.671
Cr 267.716	4921.53	4899.52	4885.38
Cu 324.754	4776.47	4711.62	4820.29
Fe 271.441	5030.37	5023.34	5011.48
K 766.491	9424.37	9422.60	9404.52
Mg 279.078	4877.52	4861.28	4844.67
Mn 257.610	4974.78	4960.63	4944.75
Mo 202.032	492.951	489.731	490.809
Na 330.237	7573.52	7325.11	7160.48
Ni 231.604	2495.46	2483.72	2479.94
Pb 220.353	494.764	493.897	494.090
Sb 206.834	928.974	927.914	932.911
Se 196.026	4838.35	4830.87	4799.11
Sn 189.925	4914.31	4868.23	4885.22
Sr 216.596	2464.89	2459.97	2453.51
Ti 334.941	480.597	479.330	478.304
Tl 190.794	4901.55	4891.20	4864.35
V 292.401	4882.99	4872.97	4847.04
Zn 206.200	2440.79	2422.38	2425.03

Label	Sol'n Conc.	Units	SD	%RSD	Int. (c/s)	QC Value
Ag 328.068	487.839	ppb	3.2083	0.7	35230.5	97.56783
Al 308.215	4946.00	ppb	39.4498	0.8	28011.5	98.91999
As 188.980	469.016	ppb	4.5880	1.0	320.913	93.80322
B 249.678	2514.07	ppb	7.7170	0.3	21085.8	100.56268
Ba 389.178	4832.42	ppb	12.1230	0.3	127023	96.64840
Be 313.042	489.555	ppb	1.5509	0.3	1008471	97.91096
Ca 370.602	4838	ppb	10.13	0.2	19466	96.75304
Cd 226.502	491.687	ppb	1.4807	0.3	18345.6	98.33739
Co 228.615	488.563	ppb	1.3654	0.3	6091.47	97.71268
Cr 267.716	4902.14	ppb	18.2172	0.4	223192	98.04280
Cu 324.754	4769.46	ppb	54.6769	1.1	253711	95.38925
Fe 271.441	5021.73	ppb	9.5433	0.2	8143.00	100.43457
K 766.491	9417.16	ppb	10.9829	0.1	634396	94.17164
Mg 279.078	4861.16	ppb	16.4208	0.3	10086.3	97.22315
Mn 257.610	4960.05	ppb	15.0227	0.3	1096406	99.20110
Mo 202.032	491.164	ppb	1.6387	0.3	3703.45	98.23277
Na 330.237	7353.03	ppb	207.935	2.8	357.905	98.04046
Ni 231.604	2486.38	ppb	8.0912	0.3	6103.21	99.45501
Pb 220.353	494.250	ppb	0.4554	0.1	821.173	98.85004
Sb 206.834	929.933	ppb	2.6327	0.3	977.199	37.19731Q
Se 196.026	4822.77	ppb	20.8317	0.4	2435.41	96.45547
Sn 189.925	4889.25	ppb	23.3034	0.5	4930.66	97.78504
Sr 216.596	2459.46	ppb	5.7092	0.2	27617.2	98.37830
Ti 334.941	479.410	ppb	1.1485	0.2	150740	95.88203
Tl 190.794	4885.70	ppb	19.2007	0.4	5510.17	97.71397
V 292.401	4867.67	ppb	18.5501	0.4	143528	97.35337
Zn 206.200	2429.40	ppb	9.9531	0.4	3883.54	97.17599

E03182013.vvq. All Data Report 3/20/2013, 10:34:42 AM

Cont Calib Blank (CCB) 3/18/2013, 9:35:25 PM Rack 2, Tube 26
 Weight: 1 Volume: 1 Dilution: 1

Label	Replicates Concentration		
Ag 328.068	0.1194	-0.2895u	-0.4200u
Al 308.215	-2.6912u	-1.3506u	-4.4254u
As 188.980	5.7611	1.2260	1.3177
B 249.678	24.6578	21.5235	19.5693
Ba 389.178	0.0712	0.5030	0.5619
Be 313.042	0.0673	0.0645	0.0513
Ca 370.602	3.641	-0.0742u	3.724
Cd 226.502	-0.0766u	0.1015	0.1918
Co 228.615	0.3775	0.1571	0.0120
Cr 267.716	0.8114	0.6860	0.5202
Cu 324.754	1.0390	0.8258	0.8331
Fe 271.441	-1.9126u	2.8633	6.3160
K 766.491	1.6175	1.3091	1.3530
Mg 279.078	2.0374	3.9864	-2.1645u
Mn 257.610	0.8162	0.7337	0.7001
Mo 202.032	0.2525	0.7731	-0.2441u
Na 330.237	-281.978u	-17.6378u	-71.2812u
Ni 231.604	2.1271	0.8622	1.6123
Pb 220.353	0.8416	-3.1042u	-3.4310u
Sb 206.834	2.7908	6.4340	-0.2636u
Se 196.026	-1.8877u	3.8401	0.7682
Sn 189.925	2.4028	-0.2328u	-1.7899u
Sr 216.596	0.5989	0.6183	0.6976
Ti 334.941	0.2611	0.3831	0.2370
Tl 190.794	4.1457	3.5367	3.7339
V 292.401	1.0324	0.7179	0.3885
Zn 206.200	-0.0940u	0.8264	-0.0276u

Label	Sol'n Conc.	Units	SD	%RSD	Int. (c/s)	QC Value
Ag 328.068	-0.1967	ppb	0.2814	143.1	-66.4829	-0.19669
Al 308.215	-2.8224	ppb	1.5416	54.6	285.946	-2.82236
As 188.980	2.7683	ppb	2.5923	93.6	0.4676	2.76825
B 249.678	21.9169	ppb	2.5670	11.7	213.220	21.91689
Ba 389.178	0.3787	ppb	0.2679	70.7	-11.6033	0.37871
Be 313.042	0.0610	ppb	0.0085	13.9	-119.055	0.06104
Ca 370.602	2.430	ppb	2.169	89.3	19.19	2.43030
Cd 226.502	0.0722	ppb	0.1366	189.2	10.7008	0.07219
Co 228.615	0.1822	ppb	0.1840	101.0	17.0440	0.18222
Cr 267.716	0.6725	ppb	0.1461	21.7	32.4803	0.67252
Cu 324.754	0.8993	ppb	0.1210	13.5	176.423	0.89927
Fe 271.441	2.4222	ppb	4.1320	170.6	8.1582	2.42225
K 766.491	1.4265	ppb	0.1669	11.7	299.049	1.42655
Mg 279.078	1.2864	ppb	3.1435	244.4	22.7257	1.28641
Mn 257.610	0.7500	ppb	0.0598	8.0	199.050	0.75000
Mo 202.032	0.2605	ppb	0.5086	195.2	9.8346	0.26051
Na 330.237	-123.632	ppb	139.730	113.0	-6.8238	-123.63249
Ni 231.604	1.5339	ppb	0.6361	41.5	1.9058	1.53388
Pb 220.353	-1.8979	ppb	2.3781	125.3	-0.2628	-1.89790
Sb 206.834	2.9871	ppb	3.3531	112.3	3.3492	2.98709
Se 196.026	0.9069	ppb	2.8664	316.1	0.7035	0.90689
Sn 189.925	0.1267	ppb	2.1194	1672.6	0.6419	0.12671
Sr 216.596	0.6383	ppb	0.0523	8.2	13.3798	0.63826
Ti 334.941	0.2937	ppb	0.0783	26.7	-15.8078	0.29374
Tl 190.794	3.8054	ppb	0.3107	8.2	3.2492	3.80541
V 292.401	0.7129	ppb	0.3220	45.2	19.9872	0.71293
Zn 206.200	0.2349	ppb	0.5133	218.5	3.237970	0.23495

E03182013.wvq. All Data Report 3/20/2013, 10:34:42 AM

680-88289-B-37-C (Samp) 3/18/2013, 9:40:51 PM Rack 2, Tube 27
 Weight: 1 Volume: 1 Dilution: 1

Label	Replicates Concentration		
Ag 328.068	-1.1259u	-0.9569u	-0.7559u
Al 308.215	93080.6	93265.7	92998.3
As 188.980	15.1915	16.4248	29.3353
B 249.678	-41.4125u	-43.8246u	-44.8535u
Ba 389.178	61.8498	60.2838	60.5624
Be 313.042	2.2530	2.2523	2.2478
Ca 370.602	2634u	2585u	2581u
Cd 226.502	-3.2852	-3.5417	-3.8276
Co 228.615	3.9863	4.9501	4.8168
Cr 267.716	117.795	117.539	117.329
Cu 324.754	53.3217	53.8943	53.7306
Fe 271.441	315574	316091	314715
K 766.491	1369.68	1368.61	1362.76
Mg 279.078	1234.28	1240.89	1233.24
Mn 257.610	95.6469	96.0723	95.7256
Mo 202.032	4.0159	4.0805	4.3203
Na 330.237	210.085u	-170.762u	131.790u
Ni 231.604	10.0387	12.2008	9.1322
Pb 220.353	70.3219	63.9927	70.6295
Sb 206.834	-4.1549	-4.0095	-3.9353
Se 196.026	5.5251	-3.2578	2.3623
Sn 189.925	16.3949	19.1644	13.9546
Sr 216.596	23.4426	22.6052	23.1617
Ti 334.941	1133.72	1138.13	1136.43
Tl 190.794	-0.6036u	2.7592u	-3.8669u
V 292.401	567.153	566.438	564.641
Zn 206.200	42.3096	40.3181	40.5747

Label	Sol'n Conc.	Units	SD	%RSD	Int. (c/s)
Ag 328.068	-0.9462	ppb	0.1852	19.6	-119.140
Al 308.215	93114.9	ppb	136.919	0.1	522349
As 188.980	20.3172	ppb	7.8342	38.6	10.0624
B 249.678	-43.3636	ppb	1.7662	4.1	-595.981
Ba 389.178	60.8987	ppb	0.8354	1.4	2089.45
Be 313.042	2.2510	ppb	0.0028	0.1	4377.06
Ca 370.602	2600	ppb	29.55	1.1	-21733
Cd 226.502	-3.5515	ppb	0.2713	7.6	592.201
Co 228.615	4.5844	ppb	0.5223	11.4	92.8428
Cr 267.716	117.554	ppb	0.2331	0.2	5423.30
Cu 324.754	53.6488	ppb	0.2949	0.5	3074.35
Fe 271.441	315460	ppb	695.335	0.2	504128
K 766.491	1367.02	ppb	3.7220	0.3	92263.9
Mg 279.078	1236.14	ppb	4.1491	0.3	2626.67
Mn 257.610	95.8149	ppb	0.2263	0.2	22041.3
Mo 202.032	4.1389	ppb	0.1604	3.9	21.6077
Na 330.237	57.0378	ppb	201.127	352.6	-101.986
Ni 231.604	10.4572	ppb	1.5765	15.1	29.9396
Pb 220.353	68.3147	ppb	3.7461	5.5	113.678
Sb 206.834	-4.0332	ppb	0.1117	2.8	4.6259
Se 196.026	1.5432	ppb	4.4484	288.3	2.9273
Sn 189.925	16.5046	ppb	2.6066	15.8	17.1499
Sr 216.596	23.0698	ppb	0.4262	1.8	400.300
Ti 334.941	1136.10	ppb	2.2235	0.2	357360
Tl 190.794	-0.5704	ppb	3.3132	580.8	-33.7474
V 292.401	566.077	ppb	1.2943	0.2	16750.4
Zn 206.200	41.0675	ppb	1.0834	2.6	66.9329

E03182013.vvq. All Data Report 3/20/2013, 10:34:42 AM

680-88289-B-38-C (Samp) 3/18/2013, 9:46:16 PM Rack 2, Tube 28

Weight: 1

Volume: 1

Dilution: 1

Label	Replicates Concentration		
Ag 328.068	-3.0110u	-2.8781u	-3.1911u
Al 308.215	112011	112128	112689
As 188.980	59.7342	60.4655	60.5497
B 249.678	7.7052u	8.9424u	8.3642u
Ba 389.178	620.253	621.449	621.324
Be 313.042	4.1523	4.1517	4.1709
Ca 370.602	10910	10908	10956
Cd 226.502	-1.2001	-1.0347	-1.1816
Co 228.615	28.5765	28.6821	27.7885
Cr 267.716	165.155	164.872	165.373
Cu 324.754	103.036	103.485	105.311
Fe 271.441	144755	145067	145547
K 766.491	9124.76	9135.63	9135.02
Mg 279.078	2192.16	2197.47	2208.58
Mn 257.610	2258.27	2259.77	2266.58
Mo 202.032	6.2158	5.4129	5.6242
Na 330.237	407.333u	243.001u	143.209u
Ni 231.604	57.0089	57.2278	59.4277
Pb 220.353	293.659	288.847	295.467
Sb 206.834	-1.7068	7.7191	1.4536
Se 196.026	9.8167	-2.0720	-6.1147u
Sn 189.925	31.4308	32.5609	26.8309
Sr 216.596	119.548	119.562	119.410
Ti 334.941	1378.75	1377.10	1377.53
Tl 190.794	4.5541u	2.3483u	5.8012u
V 292.401	300.871	300.172	301.331
Zn 206.200	193.274	189.683	190.414

Label	Sol'n Conc.	Units	SD	%RSD	Int. (c/s)
Ag 328.068	-3.0267	ppb	0.1571	5.2	-265.186
Al 308.215	112276	ppb	362.539	0.3	629783
As 188.980	60.2498	ppb	0.4485	0.7	38.9588
B 249.678	8.3373	ppb	0.6190	7.4	-21.0728
Ba 389.178	621.008	ppb	0.6575	0.1	16539.5
Be 313.042	4.1583	ppb	0.0109	0.3	8324.89
Ca 370.602	10925	ppb	27.11	0.2	29787
Cd 226.502	-1.1388	ppb	0.0906	8.0	294.852
Co 228.615	28.3490	ppb	0.4883	1.7	401.285
Cr 267.716	165.133	ppb	0.2512	0.2	7563.62
Cu 324.754	103.944	ppb	1.2052	1.2	5698.24
Fe 271.441	145123	ppb	398.823	0.3	231924
K 766.491	9131.80	ppb	6.1036	0.1	615178
Mg 279.078	2199.41	ppb	8.3811	0.4	4566.63
Mn 257.610	2261.54	ppb	4.4264	0.2	500297
Mo 202.032	5.7509	ppb	0.4162	7.2	43.1403
Na 330.237	264.514	ppb	133.370	50.4	-42.8968
Ni 231.604	57.8881	ppb	1.3378	2.3	143.115
Pb 220.353	292.657	ppb	3.4219	1.2	485.118
Sb 206.834	2.4886	ppb	4.7974	192.8	7.7400
Se 196.026	0.5433	ppb	8.2814	1524.2	1.9515
Sn 189.925	30.2742	ppb	3.0350	10.0	31.0433
Sr 216.596	119.507	ppb	0.0838	0.1	1412.54
Ti 334.941	1377.80	ppb	0.8536	0.1	433383
Tl 190.794	4.2345	ppb	1.7485	41.3	-14.6139
V 292.401	300.791	ppb	0.5834	0.2	8905.36
Zn 206.200	191.124	ppb	1.8975	1.0	307.527

E03182013.wvq. All Data Report 3/20/2013, 10:34:42 AM

680-88289-B-39-C (Samp) 3/18/2013, 9:51:41 PM Rack 2, Tube 29

Weight: 1

Volume: 1

Dilution: 1

Label	Replicates Concentration		
Ag 328.068	0.3305	-0.6376u	-0.4111u
Al 308.215	49459.7	49396.1	49431.4
As 188.980	96.5887	108.581	101.353
B 249.678	4.8657u	4.8395u	5.1882u
Ba 389.178	537.220	536.359	536.176
Be 313.042	2.0596	2.0629	2.0627
Ca 370.602	49105	49042	48983
Cd 226.502	0.6369	0.5289	0.5304
Co 228.615	16.6707	16.3971	17.1539
Cr 267.716	87.5987	87.0139	87.2594
Cu 324.754	296.828	299.645	299.985
Fe 271.441	89056.8	88815.4	88826.5
K 766.491	4610.23	4610.78	4614.79
Mg 279.078	5414.12	5403.69	5410.98
Mn 257.610	1982.81	1976.61	1973.72
Mo 202.032	5.6837	4.6538	4.9583
Na 330.237	193.184u	555.354u	521.968u
Ni 231.604	38.6449	36.7594	35.4569
Pb 220.353	1038.08	1031.67	1028.76
Sb 206.834	13.0141	17.0018	13.2261
Se 196.026	2.7429	-1.1450	6.2546
Sn 189.925	60.3497	60.3514	61.9840
Sr 216.596	138.019	137.972	138.062
Ti 334.941	1312.89	1310.03	1309.56
Tl 190.794	5.4862u	3.3619u	7.0122u
V 292.401	171.120	169.543	169.247
Zn 206.200	657.806	653.736	656.840

Label	Sol'n Conc.	Units	SD	%RSD	Int. (c/s)
Ag 328.068	-0.2394	ppb	0.5064	211.5	-66.2228
Al 308.215	49429.1	ppb	31.8799	0.1	277428
As 188.980	102.174	ppb	6.0384	5.9	68.6396
B 249.678	4.9645	ppb	0.1942	3.9	-2.6533
Ba 389.178	536.585	ppb	0.5574	0.1	14240.1
Be 313.042	2.0617	ppb	0.0019	0.1	4017.66
Ca 370.602	49043	ppb	60.94	0.1	190235
Cd 226.502	0.5654	ppb	0.0619	11.0	230.925
Co 228.615	16.7406	ppb	0.3832	2.3	256.917
Cr 267.716	87.2907	ppb	0.2937	0.3	4005.84
Cu 324.754	298.819	ppb	1.7324	0.6	16044.6
Fe 271.441	88899.6	ppb	136.285	0.2	142074
K 766.491	4611.93	ppb	2.4865	0.1	310791
Mg 279.078	5409.60	ppb	5.3486	0.1	11279.6
Mn 257.610	1977.71	ppb	4.6433	0.2	437435
Mo 202.032	5.0986	ppb	0.5291	10.4	41.3891
Na 330.237	423.502	ppb	200.158	47.3	-20.7582
Ni 231.604	36.9537	ppb	1.6029	4.3	90.6076
Pb 220.353	1032.84	ppb	4.7689	0.5	1711.89
Sb 206.834	14.4140	ppb	2.2436	15.6	17.6219
Se 196.026	2.6175	ppb	3.7014	141.4	2.5926
Sn 189.925	60.8950	ppb	0.9431	1.5	61.9409
Sr 216.596	138.017	ppb	0.0453	0.0	1601.29
Ti 334.941	1310.83	ppb	1.8059	0.1	412320
Tl 190.794	5.2868	ppb	1.8333	34.7	-7.3046
V 292.401	169.970	ppb	1.0067	0.6	5041.18
Zn 206.200	656.127	ppb	2.1266	0.3	1053.81

E03182013.vvq. All Data Report 3/20/2013, 10:34:42 AM

680-88289-B-40-C (Samp) **3/18/2013, 9:57:06 PM** **Rack 2, Tube 30**
Weight: 1 **Volume: 1** **Dilution: 1**

Label	Replicates Concentration		
Ag 328.068	-1.7909u	-0.6625u	-1.3371u
Al 308.215	47209.9	47181.2	47119.6
As 188.980	84.2309	82.4259	80.7468
B 249.678	-17.5120u	-16.2953u	-16.5519u
Ba 389.178	532.524	530.391	530.662
Be 313.042	1.9119	1.9121	1.9079
Ca 370.602	23753	23729	23702
Cd 226.502	-1.3244	-1.2308	-1.2456
Co 228.615	28.6027	27.2150	27.8399
Cr 267.716	76.6328	76.5333	76.5738
Cu 324.754	330.065	328.888	329.505
Fe 271.441	195496	195175	195227
K 766.491	9972.37	9963.36	9963.70
Mg 279.078	7603.93	7576.80	7573.54
Mn 257.610	2601.93	2598.09	2593.00
Mo 202.032	6.5463	7.0060	6.5201
Na 330.237	469.878u	503.485u	537.454u
Ni 231.604	35.9428	37.2306	37.6215
Pb 220.353	616.495	617.987	612.692
Sb 206.834	6.6106	6.9668	3.1795
Se 196.026	-3.6670u	1.2378	-1.7377
Sn 189.925	56.3884	56.0403	54.3018
Sr 216.596	140.231	139.797	139.540
Ti 334.941	2302.82	2300.91	2295.04
Tl 190.794	5.0715u	2.1700u	4.7723u
V 292.401	176.118	176.493	176.606
Zn 206.200	489.076	483.129	485.570

Label	Sol'n Conc.	Units	SD	%RSD	Int. (c/s)
Ag 328.068	-1.2635	ppb	0.5678	44.9	-138.303
Al 308.215	47170.2	ppb	46.1435	0.1	264763
As 188.980	82.4678	ppb	1.7424	2.1	53.9751
B 249.678	-16.7864	ppb	0.6414	3.8	-273.362
Ba 389.178	531.192	ppb	1.1614	0.2	14275.5
Be 313.042	1.9106	ppb	0.0023	0.1	3693.58
Ca 370.602	23728	ppb	25.12	0.1	76778
Cd 226.502	-1.2669	ppb	0.0503	4.0	404.397
Co 228.615	27.8859	ppb	0.6950	2.5	419.507
Cr 267.716	76.5800	ppb	0.0500	0.1	3546.18
Cu 324.754	329.486	ppb	0.5891	0.2	17708.7
Fe 271.441	195299	ppb	172.356	0.1	312107
K 766.491	9966.48	ppb	5.1080	0.1	671389
Mg 279.078	7584.76	ppb	16.6806	0.2	15829.0
Mn 257.610	2597.68	ppb	4.4763	0.2	574758
Mo 202.032	6.6908	ppb	0.2733	4.1	47.8622
Na 330.237	503.606	ppb	33.7882	6.7	-55.2570
Ni 231.604	36.9316	ppb	0.8784	2.4	92.6072
Pb 220.353	615.724	ppb	2.7304	0.4	1020.83
Sb 206.834	5.5856	ppb	2.0914	37.4	11.0742
Se 196.026	-1.3890	ppb	2.4709	177.9	1.3603
Sn 189.925	55.5768	ppb	1.1179	2.0	56.5628
Sr 216.596	139.856	ppb	0.3490	0.2	1664.65
Ti 334.941	2299.59	ppb	4.0534	0.2	723410
Tl 190.794	4.0046	ppb	1.5958	39.9	-20.6334
V 292.401	176.406	ppb	0.2558	0.1	5249.11
Zn 206.200	485.925	ppb	2.9890	0.6	789.775

E03182013.vvq. All Data Report 3/20/2013, 10:34:42 AM

680-88289-B-4-E (Samp) 3/18/2013, 10:02:31 PM Rack 2, Tube 31

Weight: 1

Volume: 1

Dilution: 1

Label	Replicates Concentration		
Ag 328.068	-3.1228u	-2.5570u	-2.3435u
Al 308.215	82823.5	82868.3	82645.3
As 188.980	44.7472	34.8921	46.8481
B 249.678	7.8457	8.3174	7.5744u
Ba 389.178	1740.91	1743.58	1734.25
Be 313.042	5.6821	5.6942	5.6774
Ca 370.602	15783	15792	15729
Cd 226.502	-0.0154	0.0052	-0.2068
Co 228.615	47.3212	47.5105	47.1345
Cr 267.716	92.6737	92.9354	92.0566
Cu 324.754	117.725	118.463	117.358
Fe 271.441	78331.6	78426.9	78199.8
K 766.491	3924.21	3929.41	3916.57
Mg 279.078	2749.16	2747.75	2740.36
Mn 257.610	15932.6	15932.4	15888.4
Mo 202.032	6.2372	6.2090	6.6388
Na 330.237	157.259u	32.7542u	223.795u
Ni 231.604	52.0860	52.8291	52.5925
Pb 220.353	649.573	647.665	646.156
Sb 206.834	-5.4403u	1.2495	0.5006
Se 196.026	-0.5343	0.2230	16.5028
Sn 189.925	59.2188	61.7547	59.3323
Sr 216.596	117.798	118.756	117.696
Ti 334.941	1005.96	1009.32	1004.09
Tl 190.794	45.6762	42.2220	37.7080
V 292.401	163.051	163.550	162.939
Zn 206.200	355.011	354.819	353.751

Label	Sol'n Conc.	Units	SD	%RSD	Int. (c/s)
Ag 328.068	-2.6744	ppb	0.4027	15.1	-180.133
Al 308.215	82779.1	ppb	117.949	0.1	464408
As 188.980	42.1625	ppb	6.3834	15.1	27.1047
B 249.678	7.9125	ppb	0.3760	4.8	30.9126
Ba 389.178	1739.58	ppb	4.8073	0.3	45832.2
Be 313.042	5.6846	ppb	0.0087	0.2	11471.3
Ca 370.602	15768	ppb	34.29	0.2	56734
Cd 226.502	-0.0723	ppb	0.1169	161.6	182.886
Co 228.615	47.3221	ppb	0.1880	0.4	628.474
Cr 267.716	92.5553	ppb	0.4512	0.5	4299.92
Cu 324.754	117.849	ppb	0.5629	0.5	6418.21
Fe 271.441	78319.4	ppb	114.056	0.1	125171
K 766.491	3923.40	ppb	6.4592	0.2	264422
Mg 279.078	2745.76	ppb	4.7245	0.2	5488.02
Mn 257.610	15917.8	ppb	25.4809	0.2	3518589
Mo 202.032	6.3617	ppb	0.2405	3.8	51.4854
Na 330.237	137.936	ppb	96.9750	70.3	-27.6476
Ni 231.604	52.5026	ppb	0.3796	0.7	128.591
Pb 220.353	647.798	ppb	1.7125	0.3	1076.84
Sb 206.834	-1.2301	ppb	3.6653	298.0	1.7978
Se 196.026	5.3972	ppb	9.6252	178.3	7.4357
Sn 189.925	60.1019	ppb	1.4325	2.4	61.1246
Sr 216.596	118.083	ppb	0.5847	0.5	1368.62
Ti 334.941	1006.46	ppb	2.6491	0.3	316551
Tl 190.794	41.8687	ppb	3.9958	9.5	12.1201
V 292.401	163.180	ppb	0.3254	0.2	4834.10
Zn 206.200	354.527	ppb	0.6787	0.2	569.914

E03182013.wvq. All Data Report 3/20/2013, 10:34:42 AM

680-88289-B-5-C (Samp) 3/18/2013, 10:07:56 PM Rack 2, Tube 32

Weight: 1

Volume: 1

Dilution: 1

Label	Replicates Concentration		
Ag 328.068	-4.1192u	-2.8625u	-3.5600u
Al 308.215	95885.9	95657.0	95363.4
As 188.980	40.2834	40.8394	40.5798
B 249.678	3.7499u	5.1455u	4.4816u
Ba 389.178	966.486	964.564	962.662
Be 313.042	4.9141	4.9210	4.8971
Ca 370.602	6808	6793	6778
Cd 226.502	-0.4916	-0.6791	-0.7141
Co 228.615	45.6689	45.5048	45.5643
Cr 267.716	234.919	235.312	234.828
Cu 324.754	62.4421	61.9171	62.9722
Fe 271.441	100675	100106	100112
K 766.491	3811.38	3782.24	3777.53
Mg 279.078	2237.48	2248.52	2233.42
Mn 257.610	8142.23	8114.55	8118.45
Mo 202.032	8.4873	8.0690	8.5932
Na 330.237	305.974u	116.587u	-50.3806u
Ni 231.604	91.6990	91.7774	90.7228
Pb 220.353	197.430	194.901	197.240
Sb 206.834	3.7250	1.3126	-1.6827
Se 196.026	0.4947	-3.9562	-6.4744u
Sn 189.925	23.9314	23.8583	25.7576
Sr 216.596	59.3671	58.9532	59.7517
Ti 334.941	992.677	994.378	993.486
Tl 190.794	20.7651u	20.1311u	23.3284
V 292.401	236.967	235.701	235.912
Zn 206.200	152.737	150.321	150.111

Label	Sol'n Conc.	Units	SD	%RSD	Int. (c/s)
Ag 328.068	-3.5139	ppb	0.6296	17.9	-272.281
Al 308.215	95635.4	ppb	261.923	0.3	536487
As 188.980	40.5675	ppb	0.2782	0.7	25.7363
B 249.678	4.4590	ppb	0.6981	15.7	-16.2722
Ba 389.178	964.571	ppb	1.9122	0.2	25497.1
Be 313.042	4.9107	ppb	0.0123	0.3	9873.62
Ca 370.602	6793	ppb	14.81	0.2	17769
Cd 226.502	-0.6283	ppb	0.1196	19.0	212.012
Co 228.615	45.5793	ppb	0.0831	0.2	606.143
Cr 267.716	235.020	ppb	0.2569	0.1	10759.5
Cu 324.754	62.4438	ppb	0.5276	0.8	3478.19
Fe 271.441	100297	ppb	326.918	0.3	160293
K 766.491	3790.38	ppb	18.3331	0.5	255464
Mg 279.078	2239.80	ppb	7.8141	0.3	4555.21
Mn 257.610	8125.08	ppb	14.9843	0.2	1796208
Mo 202.032	8.3832	ppb	0.2772	3.3	65.4537
Na 330.237	124.060	ppb	178.295	143.7	-33.2726
Ni 231.604	91.3997	ppb	0.5875	0.6	224.526
Pb 220.353	196.524	ppb	1.4082	0.7	327.696
Sb 206.834	1.1183	ppb	2.7091	242.3	6.0118
Se 196.026	-3.3120	ppb	3.5290	106.6	1.2130
Sn 189.925	24.5157	ppb	1.0761	4.4	25.2358
Sr 216.596	59.3573	ppb	0.3994	0.7	715.529
Ti 334.941	993.514	ppb	0.8508	0.1	312481
Tl 190.794	21.4082	ppb	1.6929	7.9	-0.3404
V 292.401	236.193	ppb	0.6782	0.3	6983.10
Zn 206.200	151.056	ppb	1.4591	1.0	243.022

E03182013.vvq. All Data Report 3/20/2013, 10:34:42 AM

680-88289-B-6-C (Samp) 3/18/2013, 10:13:21 PM Rack 2, Tube 33

Weight: 1

Volume: 1

Dilution: 1

Label	Replicates Concentration		
Ag 328.068	-1.2194u	-1.1088u	-1.6328u
Al 308.215	101715	101581	101711
As 188.980	33.9018	36.0780	31.3022
B 249.678	12.2763u	12.7116u	13.3672
Ba 389.178	239.532	239.148	238.160
Be 313.042	1.6560	1.6583	1.6599
Ca 370.602	4870	4873	4870
Cd 226.502	-1.1929	-1.1819	-1.3607
Co 228.615	14.7520	15.1008	14.9473
Cr 267.716	110.741	110.743	110.812
Cu 324.754	53.1666	52.1723	51.6576
Fe 271.441	130422	130335	130638
K 766.491	3085.52	3078.74	3067.77
Mg 279.078	1639.04	1628.64	1635.66
Mn 257.610	1779.43	1778.74	1782.81
Mo 202.032	5.3289	5.9197	4.7516
Na 330.237	88.4180u	90.2200u	71.4835u
Ni 231.604	35.3373	34.3738	34.1781
Pb 220.353	67.4025	66.5484	66.9525
Sb 206.834	-3.3457	1.6528	-4.2783u
Se 196.026	-4.8475u	-0.0495	-7.0542u
Sn 189.925	19.8638	15.9213	20.7022
Sr 216.596	39.1858	39.2102	39.2249
Ti 334.941	1019.77	1016.57	1018.20
Tl 190.794	7.8539u	6.7594u	4.6775u
V 292.401	298.140	297.802	299.497
Zn 206.200	98.5361	99.2560	98.6630

Label	Sol'n Conc.	Units	SD	%RSD	Int. (c/s)
Ag 328.068	-1.3204	ppb	0.2762	20.9	-140.161
Al 308.215	101669	ppb	75.9160	0.1	570313
As 188.980	33.7607	ppb	2.3910	7.1	20.7983
B 249.678	12.7850	ppb	0.5491	4.3	28.5326
Ba 389.178	238.946	ppb	0.7081	0.3	6472.53
Be 313.042	1.6581	ppb	0.0019	0.1	3169.59
Ca 370.602	4871	ppb	1.495	0.0	6653
Cd 226.502	-1.2452	ppb	0.1002	8.0	257.131
Co 228.615	14.9334	ppb	0.1749	1.2	224.894
Cr 267.716	110.766	ppb	0.0404	0.0	5081.99
Cu 324.754	52.3322	ppb	0.7671	1.5	2949.14
Fe 271.441	130465	ppb	156.214	0.1	208497
K 766.491	3077.34	ppb	8.9581	0.3	207445
Mg 279.078	1634.45	ppb	5.3060	0.3	3395.68
Mn 257.610	1780.33	ppb	2.1768	0.1	393891
Mo 202.032	5.3334	ppb	0.5841	11.0	40.7666
Na 330.237	83.3738	ppb	10.3366	12.4	-44.2540
Ni 231.604	34.6297	ppb	0.6205	1.8	85.7163
Pb 220.353	66.9678	ppb	0.4272	0.6	111.701
Sb 206.834	-1.9904	ppb	3.1894	160.2	2.3684
Se 196.026	-3.9837	ppb	3.5813	89.9	-0.5424
Sn 189.925	18.8291	ppb	2.5529	13.6	19.4998
Sr 216.596	39.2070	ppb	0.0198	0.1	502.553
Ti 334.941	1018.18	ppb	1.5989	0.2	320242
Tl 190.794	6.4303	ppb	1.6136	25.1	-9.8338
V 292.401	298.480	ppb	0.8969	0.3	8834.57
Zn 206.200	98.8184	ppb	0.3843	0.4	159.608

E03182013.wvq. All Data Report 3/20/2013, 10:34:42 AM

680-88289-B-7-C (Samp) 3/18/2013, 10:18:47 PM Rack 2, Tube 34

Weight: 1

Volume: 1

Dilution: 1

Label	Replicates Concentration		
Ag 328.068	-0.3583u	-0.1803u	-0.7284u
Al 308.215	95663.0	95828.6	95987.1
As 188.980	20.1711	11.6476	13.5541
B 249.678	12.9178u	12.2564u	13.4898u
Ba 389.178	70.0054	68.8367	69.2803
Be 313.042	1.5789	1.5630	1.5761
Ca 370.602	3682u	3701u	3709u
Cd 226.502	-1.9207	-2.2057	-1.5252
Co 228.615	2.7383	2.6475	3.1403
Cr 267.716	139.798	139.725	140.600
Cu 324.754	39.1998	37.8089	38.8671
Fe 271.441	166155	166323	167032
K 766.491	1689.74	1691.34	1696.01
Mg 279.078	1177.11	1174.71	1176.81
Mn 257.610	67.7691	67.7950	67.8298
Mo 202.032	4.8251	4.6376	4.6082
Na 330.237	159.171u	234.491u	229.465u
Ni 231.604	19.0190	19.6041	19.1821
Pb 220.353	52.1989	50.1300	48.9029
Sb 206.834	-1.7670	-2.7766	2.9580
Se 196.026	-2.4533u	-2.4235u	4.1187
Sn 189.925	18.9926	19.2952	15.9541
Sr 216.596	32.6255	32.5959	32.1315
Ti 334.941	852.396	851.310	850.526
Tl 190.794	-3.5387u	-3.1651u	1.3269u
V 292.401	304.068	304.721	304.699
Zn 206.200	43.2786	43.1211	43.3329

Label	Sol'n Conc.	Units	SD	%RSD	Int. (c/s)
Ag 328.068	-0.4224	ppb	0.2796	66.2	-82.5144
Al 308.215	95826.2	ppb	162.083	0.2	537555
As 188.980	15.1243	ppb	4.4734	29.6	7.6852
B 249.678	12.8880	ppb	0.6173	4.8	-0.6697
Ba 389.178	69.3742	ppb	0.5900	0.9	2072.36
Be 313.042	1.5727	ppb	0.0085	0.5	2992.35
Ca 370.602	3697	ppb	13.99	0.4	-1943
Cd 226.502	-1.8839	ppb	0.3417	18.1	315.430
Co 228.615	2.8421	ppb	0.2623	9.2	68.6972
Cr 267.716	140.041	ppb	0.4856	0.3	6415.69
Cu 324.754	38.6253	ppb	0.7263	1.9	2231.53
Fe 271.441	166503	ppb	465.783	0.3	266087
K 766.491	1692.36	ppb	3.2560	0.2	114174
Mg 279.078	1176.21	ppb	1.3100	0.1	2474.59
Mn 257.610	67.7980	ppb	0.0305	0.0	15459.4
Mo 202.032	4.6903	ppb	0.1176	2.5	34.0265
Na 330.237	207.709	ppb	42.1102	20.3	-46.9134
Ni 231.604	19.2684	ppb	0.3020	1.6	48.6944
Pb 220.353	50.4106	ppb	1.6658	3.3	84.1232
Sb 206.834	-0.5285	ppb	3.0614	579.2	4.9461
Se 196.026	-0.2527	ppb	3.7858	1498.0	1.1253
Sn 189.925	18.0806	ppb	1.8478	10.2	18.7436
Sr 216.596	32.4509	ppb	0.2771	0.9	442.111
Ti 334.941	851.411	ppb	0.9389	0.1	267779
Tl 190.794	-1.7923	ppb	2.7078	151.1	-19.9904
V 292.401	304.496	ppb	0.3710	0.1	9007.73
Zn 206.200	43.2442	ppb	0.1400	0.3	70.3537

E03182013.vvq. All Data Report 3/20/2013, 10:34:42 AM

680-88289-B-8-C (Samp) 3/18/2013, 10:24:13 PM Rack 2, Tube 35

Weight: 1

Volume: 1

Dilution: 1

Label	Replicates Concentration		
Ag 328.068	-2.2459u	-3.0113u	-3.5754u
Al 308.215	85741.4	84944.9	86105.7
As 188.980	41.6567	40.3278	37.9027
B 249.678	7.7278u	5.5132u	6.7936u
Ba 389.178	2238.49	2238.76	2224.72
Be 313.042	5.8385	5.8369	5.8155
Ca 370.602	8617	8619	8578
Cd 226.502	-0.3495	-0.3698	-0.3314
Co 228.615	52.0336	52.4173	52.5779
Cr 267.716	85.7880	86.1763	85.4669
Cu 324.754	97.4873	97.6275	97.4284
Fe 271.441	80111.1	80147.6	79557.1
K 766.491	5016.36	5034.98	5008.48
Mg 279.078	2355.12	2362.43	2340.14
Mn 257.610	18956.8	19888.3	18823.8
Mo 202.032	5.0377	5.4051	4.6315
Na 330.237	67.6389u	385.441u	291.137u
Ni 231.604	49.4054	48.1851	47.1798
Pb 220.353	954.276	959.754	952.432
Sb 206.834	-6.4516u	-0.8763	-1.4603
Se 196.026	-3.0705	2.1784	-1.0458
Sn 189.925	63.1461	61.4638	65.3743
Sr 216.596	104.283	104.039	103.674
Ti 334.941	946.441	947.948	943.517
Tl 190.794	51.1400	51.0488	52.1625
V 292.401	166.917	167.574	166.241
Zn 206.200	248.119	249.355	251.449

Label	Sol'n Conc.	Units	SD	%RSD	Int. (c/s)
Ag 328.068	-2.9442	ppb	0.6673	22.7	-184.463
Al 308.215	85597.3	ppb	593.646	0.7	480209
As 188.980	39.9624	ppb	1.9035	4.8	25.5041
B 249.678	6.6782	ppb	1.1118	16.6	19.3518
Ba 389.178	2233.99	ppb	8.0299	0.4	58827.4
Be 313.042	5.8303	ppb	0.0129	0.2	11768.0
Ca 370.602	8605	ppb	23.25	0.3	27620
Cd 226.502	-0.3502	ppb	0.0192	5.5	175.867
Co 228.615	52.3429	ppb	0.2797	0.5	689.214
Cr 267.716	85.8104	ppb	0.3552	0.4	4006.56
Cu 324.754	97.5144	ppb	0.1023	0.1	5337.29
Fe 271.441	79938.6	ppb	330.892	0.4	127759
K 766.491	5019.94	ppb	13.6082	0.3	338268
Mg 279.078	2352.56	ppb	11.3594	0.5	4614.42
Mn 257.610	19223.0	ppb	579.989	3.0	4249141
Mo 202.032	5.0248	ppb	0.3870	7.7	41.3162
Na 330.237	248.072	ppb	163.219	65.8	-21.0810
Ni 231.604	48.2567	ppb	1.1146	2.3	118.196
Pb 220.353	955.487	ppb	3.8082	0.4	1587.02
Sb 206.834	-2.9294	ppb	3.0643	104.6	0.0968
Se 196.026	-0.6459	ppb	2.6472	409.8	5.2285
Sn 189.925	63.3281	ppb	1.9616	3.1	64.3741
Sr 216.596	103.999	ppb	0.3067	0.3	1210.18
Ti 334.941	945.969	ppb	2.2529	0.2	297520
Tl 190.794	51.4505	ppb	0.6184	1.2	17.3246
V 292.401	166.911	ppb	0.6668	0.4	4944.21
Zn 206.200	249.641	ppb	1.6835	0.7	401.658

E03182013.wvq. All Data Report 3/20/2013, 10:34:42 AM

680-88289-B-9-C (Samp) 3/18/2013, 10:29:39 PM Rack 2, Tube 36

Weight: 1

Volume: 1

Dilution: 1

Label	Replicates Concentration		
Ag 328.068	-3.6424u	-4.4239u	-3.3702u
Al 308.215	111394	112032	111496
As 188.980	38.6934	43.8158	38.6275
B 249.678	1.3965u	1.8372u	0.6670u
Ba 389.178	710.598	714.812	709.056
Be 313.042	4.8645	4.8929	4.8713
Ca 370.602	2870u	2868u	2870u
Cd 226.502	-0.9236	-1.1947	-1.0590
Co 228.615	47.8739	47.1539	47.8628
Cr 267.716	165.193	166.464	164.801
Cu 324.754	70.2202	72.5148	69.8747
Fe 271.441	121790	122338	121599
K 766.491	4766.36	4790.10	4771.65
Mg 279.078	2178.23	2190.57	2181.17
Mn 257.610	5260.86	5278.44	5252.33
Mo 202.032	4.8572	6.8184	6.2504
Na 330.237	151.348u	198.549u	62.9925u
Ni 231.604	62.8606	62.6104	63.2139
Pb 220.353	185.523	184.366	185.249
Sb 206.834	-0.4923	-2.7320	3.1236
Se 196.026	0.0137	-5.7129u	-1.1002
Sn 189.925	22.1279	20.4612	21.8802
Sr 216.596	50.2584	50.0263	50.5163
Ti 334.941	1192.80	1199.15	1189.30
Tl 190.794	8.8801u	13.3279u	13.3118u
V 292.401	277.732	278.609	278.190
Zn 206.200	151.057	146.739	148.912

Label	Sol'n Conc.	Units	SD	%RSD	Int. (c/s)
Ag 328.068	-3.8122	ppb	0.5470	14.3	-305.842
Al 308.215	111641	ppb	342.610	0.3	626223
As 188.980	40.3789	ppb	2.9766	7.4	25.3950
B 249.678	1.3002	ppb	0.5910	45.5	-60.5656
Ba 389.178	711.488	ppb	2.9796	0.4	18879.8
Be 313.042	4.8763	ppb	0.0148	0.3	9802.09
Ca 370.602	2869	ppb	1.205	0.0	-420.0
Cd 226.502	-1.0591	ppb	0.1355	12.8	244.661
Co 228.615	47.6302	ppb	0.4126	0.9	636.475
Cr 267.716	165.486	ppb	0.8692	0.5	7586.58
Cu 324.754	70.8699	ppb	1.4350	2.0	3932.45
Fe 271.441	121909	ppb	383.283	0.3	194830
K 766.491	4776.04	ppb	12.4624	0.3	321842
Mg 279.078	2183.32	ppb	6.4493	0.3	4481.60
Mn 257.610	5263.88	ppb	13.3107	0.3	1163847
Mo 202.032	5.9753	ppb	1.0091	16.9	46.0924
Na 330.237	137.630	ppb	68.8116	50.0	-40.6568
Ni 231.604	62.8950	ppb	0.3032	0.5	154.956
Pb 220.353	185.046	ppb	0.6046	0.3	307.675
Sb 206.834	-0.0336	ppb	2.9546	8791.7	4.6928
Se 196.026	-2.2665	ppb	3.0362	134.0	1.1492
Sn 189.925	21.4898	ppb	0.8993	4.2	22.1819
Sr 216.596	50.2670	ppb	0.2451	0.5	622.585
Ti 334.941	1193.75	ppb	4.9937	0.4	375479
Tl 190.794	11.8400	ppb	2.5633	21.6	-8.5908
V 292.401	278.177	ppb	0.4390	0.2	8233.27
Zn 206.200	148.903	ppb	2.1590	1.4	239.786

E03182013.vvq. All Data Report 3/20/2013, 10:34:42 AM

Cont Calib Verif (CCV) 3/18/2013, 10:35:05 PM Rack 2, Tube 37
 Weight: 1 Volume: 1 Dilution: 1

Label	Replicates Concentration		
Ag 328.068	483.997	491.133	491.817
Al 308.215	4972.15	4985.11	4920.61
As 188.980	474.319	462.081	475.764
B 249.678	2510.36	2538.14	2542.15
Ba 389.178	4818.38	4843.41	4820.30
Be 313.042	489.090	490.727	489.349
Ca 370.602	4801	4837	4813
Cd 226.502	493.307	493.902	492.326
Co 228.615	489.464	489.333	489.429
Cr 267.716	4889.89	4909.05	4887.37
Cu 324.754	4774.33	4780.68	4781.80
Fe 271.441	5048.03	5042.41	5022.85
K 766.491	9448.47	9467.32	9433.88
Mg 279.078	4860.35	4887.79	4872.90
Mn 257.610	4970.58	4985.46	4965.24
Mo 202.032	489.391	490.406	489.900
Na 330.237	7352.00	7215.69	7255.04
Ni 231.604	2487.61	2500.64	2487.99
Pb 220.353	499.773	496.137	500.912
Sb 206.834	919.546	927.691	932.341
Se 196.026	4797.53	4836.83	4810.40
Sn 189.925	4846.53	4868.96	4888.98
Sr 216.596	2444.30	2454.41	2447.38
Ti 334.941	476.536	478.728	476.131
Tl 190.794	4913.42	4935.08	4914.71
V 292.401	4873.04	4884.25	4863.56
Zn 206.200	2429.26	2444.64	2425.01

Label	Sol'n Conc.	Units	SD	%RSD	Int. (c/s)	QC Value
Ag 328.068	488.983	ppb	4.3309	0.9	35312.2	97.79651
Al 308.215	4959.29	ppb	34.1192	0.7	28086.5	99.18578
As 188.980	470.721	ppb	7.5173	1.6	322.084	94.14421
B 249.678	2530.22	ppb	17.3110	0.7	21221.1	101.20869
Ba 389.178	4827.36	ppb	13.9318	0.3	126890	96.54723
Be 313.042	489.722	ppb	0.8800	0.2	1008815	97.94438
Ca 370.602	4817	ppb	18.01	0.4	19384	96.33720
Cd 226.502	493.179	ppb	0.7960	0.2	18401.2	98.63573
Co 228.615	489.409	ppb	0.0682	0.0	6101.95	97.88176
Cr 267.716	4895.44	ppb	11.8574	0.2	222887	97.90871
Cu 324.754	4778.94	ppb	4.0300	0.1	254215	95.57873
Fe 271.441	5037.77	ppb	13.2186	0.3	8168.58	100.75531
K 766.491	9449.89	ppb	16.7684	0.2	636600	94.49889
Mg 279.078	4873.68	ppb	13.7365	0.3	10112.2	97.47357
Mn 257.610	4973.76	ppb	10.4794	0.2	1099435	99.47516
Mo 202.032	489.899	ppb	0.5077	0.1	3693.90	97.97984
Na 330.237	7274.24	ppb	70.1545	1.0	353.626	96.98990
Ni 231.604	2492.08	ppb	7.4175	0.3	6117.22	99.68331
Pb 220.353	498.941	ppb	2.4938	0.5	828.938	99.78819
Sb 206.834	926.526	ppb	6.4767	0.7	974.060	37.06105Q
Se 196.026	4814.92	ppb	20.0372	0.4	2431.45	96.29838
Sn 189.925	4868.15	ppb	21.2362	0.4	4909.38	97.36308
Sr 216.596	2448.70	ppb	5.1836	0.2	27495.7	97.94795
Ti 334.941	477.132	ppb	1.3971	0.3	150023	95.42632
Tl 190.794	4921.07	ppb	12.1532	0.2	5550.08	98.42136
V 292.401	4873.62	ppb	10.3600	0.2	143701	97.47234
Zn 206.200	2432.97	ppb	10.3251	0.4	3889.18	97.31892

E03182013.wvq. All Data Report 3/20/2013, 10:34:42 AM

Cont Calib Blank (CCB) 3/18/2013, 10:40:31 PM Rack 2, Tube 38
 Weight: 1 Volume: 1 Dilution: 1

Label	Replicates Concentration		
Ag 328.068	0.1329	0.0908	-0.2346u
Al 308.215	-6.2049u	-8.1802u	-2.4833u
As 188.980	3.0610	-0.0997u	-3.0895u
B 249.678	24.1559	21.4276	20.0713
Ba 389.178	0.1604	1.1656	0.7388
Be 313.042	0.0586	0.0674	0.0829
Ca 370.602	0.2273	0.6156	1.912
Cd 226.502	0.0992	0.1177	0.0929
Co 228.615	0.3738	0.0512	0.2866
Cr 267.716	0.6306	0.8115	0.9354
Cu 324.754	0.4445	1.0683	0.6238
Fe 271.441	-1.7738u	2.0918	7.4610
K 766.491	1.1171	1.2314	1.7164
Mg 279.078	0.8460	1.9396	-1.2871u
Mn 257.610	0.8863	0.9611	1.4708
Mo 202.032	0.3599	0.7515	-0.1992u
Na 330.237	-84.9735u	177.270	-26.0761u
Ni 231.604	1.3216	0.4963	2.4217
Pb 220.353	0.2599	-0.3252u	-0.0749u
Sb 206.834	-2.0056u	1.9302	2.6829
Se 196.026	-3.0506u	0.2383	4.1832
Sn 189.925	-1.0736u	1.0375	-0.2603u
Sr 216.596	0.9482	0.3679	0.3064
Ti 334.941	0.3002	0.3087	0.3352
Tl 190.794	2.8746	4.8645	2.1193
V 292.401	0.8763	0.9336	1.1314
Zn 206.200	-0.2142u	0.0012u	0.0999

Label	Sol'n Conc.	Units	SD	%RSD	Int. (c/s)	QC Value
Ag 328.068	-0.0037	ppb	0.2011	5471.4	-52.4793	-0.00368
Al 308.215	-5.6228	ppb	2.8927	51.4	270.260	-5.62279
As 188.980	-0.0427	ppb	3.0757	7199.8	-1.4653	-0.04272
B 249.678	21.8849	ppb	2.0804	9.5	212.953	21.88493
Ba 389.178	0.6882	ppb	0.5045	73.3	-3.4723	0.68825
Be 313.042	0.0696	ppb	0.0123	17.6	-101.440	0.06962
Ca 370.602	0.9183	ppb	0.8821	96.1	13.21	0.91827
Cd 226.502	0.1033	ppb	0.0129	12.5	11.8547	0.10326
Co 228.615	0.2372	ppb	0.1669	70.4	17.7221	0.23719
Cr 267.716	0.7925	ppb	0.1533	19.3	37.9462	0.79252
Cu 324.754	0.7122	ppb	0.3212	45.1	166.477	0.71219
Fe 271.441	2.5930	ppb	4.6378	178.9	8.5083	2.59303
K 766.491	1.3550	ppb	0.3182	23.5	294.228	1.35497
Mg 279.078	0.4995	ppb	1.6410	328.5	21.0787	0.49949
Mn 257.610	1.1060	ppb	0.3181	28.8	277.735	1.10604
Mo 202.032	0.3041	ppb	0.4778	157.1	10.1628	0.30405
Na 330.237	22.0735	ppb	137.593	623.3	0.7530	22.07346
Ni 231.604	1.4132	ppb	0.9660	68.4	1.6095	1.41322
Pb 220.353	-0.0467	ppb	0.2935	628.1	2.8022	-0.04673
Sb 206.834	0.8692	ppb	2.5179	289.7	1.2301	0.86918
Se 196.026	0.4570	ppb	3.6218	792.6	0.4766	0.45698
Sn 189.925	-0.0988	ppb	1.0648	1078.0	0.4146	-0.09878
Sr 216.596	0.5408	ppb	0.3542	65.5	12.2719	0.54083
Ti 334.941	0.3147	ppb	0.0183	5.8	-9.2291	0.31472
Tl 190.794	3.2861	ppb	1.4181	43.2	2.6627	3.28612
V 292.401	0.9804	ppb	0.1338	13.6	27.8584	0.98041
Zn 206.200	-0.0377	ppb	0.1606	426.2	1.33593	-0.03768

E03182013.vvq. All Data Report 3/20/2013, 10:34:42 AM

680-88289-B-10-C (Samp) 3/18/2013, 10:45:56 PM Rack 2, Tube 39

Weight: 1

Volume: 1

Dilution: 1

Label	Replicates Concentration		
Ag 328.068	-0.8609u	-1.4416u	-0.5164u
Al 308.215	98167.2	97908.8	97803.3
As 188.980	25.8288	19.1160	23.4718
B 249.678	-3.7774u	-6.3574u	-4.5999u
Ba 389.178	155.403	155.856	155.799
Be 313.042	1.5127	1.5122	1.5100
Ca 370.602	4295	4280	4300
Cd 226.502	-1.0501	-1.0828	-0.9816
Co 228.615	6.0654	5.8536	5.9243
Cr 267.716	185.305	185.455	184.597
Cu 324.754	50.2129	49.3724	50.1554
Fe 271.441	122956	122813	122952
K 766.491	2588.72	2591.65	2586.29
Mg 279.078	1393.06	1382.18	1380.66
Mn 257.610	330.632	330.289	330.051
Mo 202.032	5.1621	4.6786	4.5007
Na 330.237	137.448u	164.645u	103.888u
Ni 231.604	26.9593	26.2970	27.4870
Pb 220.353	66.5335	61.5293	64.6284
Sb 206.834	-5.4147u	-4.7630u	4.3028
Se 196.026	0.9840	9.8204	4.4868
Sn 189.925	20.7348	17.1375	17.5704
Sr 216.596	46.0200	45.5722	45.7974
Ti 334.941	775.285	774.644	771.924
Tl 190.794	-4.4461u	1.7288u	2.2632u
V 292.401	318.730	319.751	319.552
Zn 206.200	81.2018	79.2317	78.3718

Label	Sol'n Conc.	Units	SD	%RSD	Int. (c/s)
Ag 328.068	-0.9396	ppb	0.4676	49.8	-119.192
Al 308.215	97959.8	ppb	187.266	0.2	549517
As 188.980	22.8055	ppb	3.4057	14.9	13.3254
B 249.678	-4.9116	ppb	1.3179	26.8	-112.822
Ba 389.178	155.686	ppb	0.2468	0.2	4270.32
Be 313.042	1.5116	ppb	0.0014	0.1	2867.05
Ca 370.602	4292	ppb	10.07	0.2	5052
Cd 226.502	-1.0382	ppb	0.0516	5.0	246.021
Co 228.615	5.9478	ppb	0.1078	1.8	107.282
Cr 267.716	185.119	ppb	0.4583	0.2	8459.22
Cu 324.754	49.9136	ppb	0.4695	0.9	2817.70
Fe 271.441	122907	ppb	81.5036	0.1	196418
K 766.491	2588.89	ppb	2.6813	0.1	174550
Mg 279.078	1385.30	ppb	6.7605	0.5	2898.17
Mn 257.610	330.324	ppb	0.2922	0.1	73371.4
Mo 202.032	4.7805	ppb	0.3423	7.2	36.9841
Na 330.237	135.327	ppb	30.4344	22.5	-37.0701
Ni 231.604	26.9144	ppb	0.5963	2.2	66.6113
Pb 220.353	64.2304	ppb	2.5257	3.9	107.052
Sb 206.834	-1.9583	ppb	5.4320	277.4	2.9757
Se 196.026	5.0971	ppb	4.4497	87.3	3.6267
Sn 189.925	18.4809	ppb	1.9639	10.6	19.1486
Sr 216.596	45.7966	ppb	0.2239	0.5	573.247
Ti 334.941	773.951	ppb	1.7844	0.2	243405
Tl 190.794	-0.1514	ppb	3.7289	2463.7	-14.0229
V 292.401	319.344	ppb	0.5411	0.2	9442.57
Zn 206.200	79.6017	ppb	1.4509	1.8	128.535

E03182013.vvq. All Data Report 3/20/2013, 10:34:42 AM

680-88289-B-11-C (Samp) **3/18/2013, 10:51:22 PM** **Rack 2, Tube 40**
Weight: 1 **Volume: 1** **Dilution: 1**

Label	Replicates Concentration		
Ag 328.068	-0.3183u	-1.0985u	-0.0917u
Al 308.215	98204.9	97796.8	97895.4
As 188.980	16.5871	18.8662	19.8762
B 249.678	-5.5144u	-4.7518u	-6.2501u
Ba 389.178	88.0808	87.3321	86.5012
Be 313.042	1.1463	1.1446	1.1489
Ca 370.602	3992	3998	3995
Cd 226.502	-1.0360	-1.0719	-1.0899
Co 228.615	3.5412	3.0063	4.1168
Cr 267.716	118.822	118.779	118.550
Cu 324.754	35.7228	35.8281	35.4046
Fe 271.441	133897	133603	133625
K 766.491	1729.20	1732.26	1730.76
Mg 279.078	1344.37	1336.55	1339.25
Mn 257.610	46.1158	46.0380	46.0551
Mo 202.032	4.1809	5.0512	5.0242
Na 330.237	314.980u	110.589u	256.206u
Ni 231.604	23.8089	20.6909	19.9203
Pb 220.353	54.2241	51.9561	55.3314
Sb 206.834	-1.5611	-5.3654u	0.5231
Se 196.026	3.5492	8.9521	-5.6662u
Sn 189.925	16.6581	14.1636	17.1482
Sr 216.596	36.9154	36.8019	37.8552
Ti 334.941	573.734	570.793	571.862
Tl 190.794	2.3601u	-1.5001u	-7.2121u
V 292.401	298.159	297.652	297.485
Zn 206.200	48.2138	49.1673	49.2310

Label	Sol'n Conc.	Units	SD	%RSD	Int. (c/s)
Ag 328.068	-0.5028	ppb	0.5282	105.0	-88.5412
Al 308.215	97965.7	ppb	212.915	0.2	549551
As 188.980	18.4432	ppb	1.6849	9.1	10.2364
B 249.678	-5.5054	ppb	0.7492	13.6	-126.842
Ba 389.178	87.3047	ppb	0.7902	0.9	2490.33
Be 313.042	1.1466	ppb	0.0022	0.2	2115.44
Ca 370.602	3995	ppb	3.047	0.1	2663
Cd 226.502	-1.0659	ppb	0.0274	2.6	269.687
Co 228.615	3.5548	ppb	0.5554	15.6	70.9781
Cr 267.716	118.717	ppb	0.1464	0.1	5436.71
Cu 324.754	35.6518	ppb	0.2205	0.6	2062.96
Fe 271.441	133708	ppb	164.085	0.1	213679
K 766.491	1730.74	ppb	1.5306	0.1	116758
Mg 279.078	1340.05	ppb	3.9702	0.3	2810.24
Mn 257.610	46.0696	ppb	0.0409	0.1	10570.2
Mo 202.032	4.7521	ppb	0.4948	10.4	36.2479
Na 330.237	227.258	ppb	105.225	46.3	-33.6366
Ni 231.604	21.4734	ppb	2.0590	9.6	53.4612
Pb 220.353	53.8372	ppb	1.7206	3.2	89.9016
Sb 206.834	-2.1345	ppb	2.9858	139.9	2.3747
Se 196.026	2.2784	ppb	7.3915	324.4	2.1973
Sn 189.925	15.9900	ppb	1.6005	10.0	16.6365
Sr 216.596	37.1908	ppb	0.5781	1.6	481.134
Ti 334.941	572.130	ppb	1.4888	0.3	179913
Tl 190.794	-2.1174	ppb	4.8158	227.4	-16.8977
V 292.401	297.765	ppb	0.3511	0.1	8805.33
Zn 206.200	48.8707	ppb	0.5698	1.2	70.4457

E03182013.vvq. All Data Report 3/20/2013, 10:34:42 AM

680-88289-B-12-C (Samp) 3/18/2013, 10:56:47 PM Rack 2, Tube 41

Weight: 1

Volume: 1

Dilution: 1

Label	Replicates Concentration		
Ag 328.068	-3.1836u	-3.8134u	-2.6831u
Al 308.215	105661	105932	105931
As 188.980	39.8398	36.4429	33.0995
B 249.678	4.1891u	4.1353u	4.6808u
Ba 389.178	633.326	634.383	635.237
Be 313.042	4.7273	4.7337	4.7407
Ca 370.602	2732	2724	2726
Cd 226.502	-0.6989	-0.8609	-0.7270
Co 228.615	41.4432	42.1036	42.1656
Cr 267.716	119.605	119.795	120.357
Cu 324.754	70.1371	69.0593	70.3568
Fe 271.441	106279	106450	106539
K 766.491	4447.00	4458.25	4472.89
Mg 279.078	2070.55	2067.75	2073.23
Mn 257.610	4642.56	4651.21	4645.94
Mo 202.032	5.5141	5.0544	5.2559
Na 330.237	64.8955u	50.2613u	99.4117u
Ni 231.604	55.6853	56.0689	56.6180
Pb 220.353	214.315	214.873	214.678
Sb 206.834	1.7206	5.2156	-3.7960u
Se 196.026	2.3211	-0.3820	-5.8559u
Sn 189.925	20.3720	19.6720	20.3583
Sr 216.596	47.1751	47.1887	47.6287
Ti 334.941	1064.76	1068.33	1071.59
Tl 190.794	10.1585u	14.2079u	11.6060u
V 292.401	246.362	247.234	246.774
Zn 206.200	159.371	158.974	159.575

Label	Sol'n Conc.	Units	SD	%RSD	Int. (c/s)
Ag 328.068	-3.2267	ppb	0.5664	17.6	-266.098
Al 308.215	105841	ppb	155.999	0.1	593707
As 188.980	36.4607	ppb	3.3702	9.2	22.8244
B 249.678	4.3351	ppb	0.3006	6.9	-22.0222
Ba 389.178	634.315	ppb	0.9576	0.2	16825.9
Be 313.042	4.7339	ppb	0.0067	0.1	9509.84
Ca 370.602	2727	ppb	4.330	0.2	583.1
Cd 226.502	-0.7623	ppb	0.0866	11.4	219.887
Co 228.615	41.9041	ppb	0.4004	1.0	562.456
Cr 267.716	119.919	ppb	0.3906	0.3	5505.72
Cu 324.754	69.8511	ppb	0.6944	1.0	3873.64
Fe 271.441	106423	ppb	132.055	0.1	170080
K 766.491	4459.38	ppb	12.9797	0.3	300517
Mg 279.078	2070.51	ppb	2.7401	0.1	4254.69
Mn 257.610	4646.57	ppb	4.3605	0.1	1027361
Mo 202.032	5.2748	ppb	0.2304	4.4	41.6878
Na 330.237	71.5229	ppb	25.2365	35.3	-38.4780
Ni 231.604	56.1241	ppb	0.4688	0.8	138.025
Pb 220.353	214.622	ppb	0.2831	0.1	356.695
Sb 206.834	1.0468	ppb	4.5434	434.0	4.9805
Se 196.026	-1.3056	ppb	4.1660	319.1	1.3879
Sn 189.925	20.1341	ppb	0.4003	2.0	20.8152
Sr 216.596	47.3308	ppb	0.2580	0.5	582.966
Ti 334.941	1068.23	ppb	3.4142	0.3	335987
Tl 190.794	11.9908	ppb	2.0519	17.1	-5.8303
V 292.401	246.790	ppb	0.4365	0.2	7306.22
Zn 206.200	159.307	ppb	0.3953	0.2	256.621

E03182013.vvq. All Data Report 3/20/2013, 10:34:42 AM

680-88289-B-12-Csd^5 (Samp) 3/18/2013, 11:02:13 PM Rack 2, Tube 42

Weight: 1

Volume: 1

Dilution: 1

Label	Replicates Concentration		
Ag 328.068	-0.7712u	-1.1439u	-0.1775u
Al 308.215	21023.5	20748.4	20624.2
As 188.980	10.8469	8.2045	0.6136
B 249.678	2.3239	2.0933	1.3492u
Ba 389.178	126.381	122.537	123.873
Be 313.042	0.9106	0.8972	0.8937
Ca 370.602	562.2	559.4	556.3
Cd 226.502	-0.2732	-0.1148	0.0022
Co 228.615	8.1949	8.2850	7.8919
Cr 267.716	23.5717	23.2938	22.8937
Cu 324.754	14.0073	13.6679	13.4208
Fe 271.441	21195.7	20883.4	20760.1
K 766.491	876.890	865.782	863.161
Mg 279.078	421.101	413.017	412.566
Mn 257.610	942.705	929.251	923.370
Mo 202.032	0.9396	0.1896	1.1372
Na 330.237	49.6942u	-348.403u	-340.094u
Ni 231.604	12.5431	13.0274	10.2509
Pb 220.353	43.8241	39.8833	38.1300
Sb 206.834	-4.5295u	-1.8037u	2.6395
Se 196.026	-8.7063u	-3.5139u	-8.7874u
Sn 189.925	2.7165	5.4279	1.7078
Sr 216.596	8.6810	9.4640	8.5920
Ti 334.941	211.669	209.000	207.868
Tl 190.794	4.2045	0.6764u	2.9293u
V 292.401	48.8962	48.2479	47.8213
Zn 206.200	31.3533	32.4469	30.4696

Label	Sol'n Conc.	Units	SD	%RSD	Int. (c/s)
Ag 328.068	-0.6975	ppb	0.4874	69.9	-98.7569
Al 308.215	20798.7	ppb	204.319	1.0	116911
As 188.980	6.5550	ppb	5.3123	81.0	2.9124
B 249.678	1.9221	ppb	0.5094	26.5	28.3910
Ba 389.178	124.264	ppb	1.9517	1.6	3279.11
Be 313.042	0.9005	ppb	0.0089	1.0	1610.89
Ca 370.602	559.3	ppb	2.974	0.5	211.2
Cd 226.502	-0.1286	ppb	0.1382	107.5	50.5656
Co 228.615	8.1239	ppb	0.2059	2.5	121.013
Cr 267.716	23.2531	ppb	0.3408	1.5	1069.29
Cu 324.754	13.6987	ppb	0.2945	2.1	863.072
Fe 271.441	20946.4	ppb	224.535	1.1	33479.2
K 766.491	868.611	ppb	7.2887	0.8	58699.0
Mg 279.078	415.561	ppb	4.8030	1.2	870.050
Mn 257.610	931.775	ppb	9.9115	1.1	206042
Mo 202.032	0.7555	ppb	0.4999	66.2	12.3928
Na 330.237	-212.935	ppb	227.481	106.8	-19.6878
Ni 231.604	11.9405	ppb	1.4831	12.4	27.8677
Pb 220.353	40.6125	ppb	2.9163	7.2	69.8261
Sb 206.834	-1.2312	ppb	3.6186	293.9	-0.1672
Se 196.026	-7.0025	ppb	3.0215	43.1	-2.9293
Sn 189.925	3.2841	ppb	1.9239	58.6	3.8253
Sr 216.596	8.9123	ppb	0.4798	5.4	115.224
Ti 334.941	209.513	ppb	1.9514	0.9	65810.4
Tl 190.794	2.6034	ppb	1.7865	68.6	-1.7446
V 292.401	48.3218	ppb	0.5412	1.1	1429.87
Zn 206.200	31.4233	ppb	0.9905	3.2	5137615

E03182013.wvq. All Data Report 3/20/2013, 10:34:42 AM

680-88289-B-12-Cpds (Samp) 3/18/2013, 11:07:39 PM Rack 2, Tube 43**Weight: 1****Volume: 1****Dilution: 1**

Label	Replicates Concentration		
Ag 328.068	50.9925	51.0032	51.3599
Al 308.215	105536	105296	105139
As 188.980	2362.73	2362.25	2329.76
B 249.678	1105.17	1114.00	1114.26
Ba 389.178	2742.76	2746.01	2740.48
Be 313.042	59.1291	59.2544	59.0322
Ca 370.602	7816	7818	7792
Cd 226.502	52.8899	52.9269	52.7915
Co 228.615	573.218	572.551	570.924
Cr 267.716	330.906	331.717	331.125
Cu 324.754	341.876	341.341	340.396
Fe 271.441	104498	104525	104002
K 766.491	9600.47	9575.35	9525.97
Mg 279.078	7315.48	7335.41	7318.79
Mn 257.610	5058.65	5057.97	5049.93
Mo 202.032	548.319	549.883	550.239
Na 330.237	5411.82	5504.21	5587.90
Ni 231.604	594.650	596.636	597.884
Pb 220.353	747.251	746.756	744.130
Sb 206.834	533.307	525.388	523.791
Se 196.026	2091.95	2102.69	2093.49
Sn 189.925	1110.01	1114.01	1121.09
Sr 216.596	590.641	592.323	592.786
Ti 334.941	2065.44	2077.64	2072.59
Tl 190.794	2175.81	2163.86	2175.13
V 292.401	782.678	783.173	778.532
Zn 206.200	681.687	675.946	676.380

Label	Sol'n Conc.	Units	SD	%RSD	Int. (c/s)
Ag 328.068	51.1185	ppb	0.2091	0.4	3651.45
Al 308.215	105323	ppb	199.960	0.2	590865
As 188.980	2351.58	ppb	18.8971	0.8	1614.54
B 249.678	1111.15	ppb	5.1740	0.5	9251.20
Ba 389.178	2743.08	ppb	2.7798	0.1	72266.6
Be 313.042	59.1386	ppb	0.1114	0.2	121525
Ca 370.602	7809	ppb	14.33	0.2	21642
Cd 226.502	52.8694	ppb	0.0700	0.1	2214.95
Co 228.615	572.231	ppb	1.1801	0.2	7157.24
Cr 267.716	331.249	ppb	0.4198	0.1	15126.4
Cu 324.754	341.204	ppb	0.7497	0.2	18312.9
Fe 271.441	104342	ppb	294.569	0.3	166837
K 766.491	9567.27	ppb	37.9029	0.4	644504
Mg 279.078	7323.23	ppb	10.6826	0.1	15210.5
Mn 257.610	5055.52	ppb	4.8481	0.1	1117779
Mo 202.032	549.481	ppb	1.0214	0.2	4146.25
Na 330.237	5501.31	ppb	88.0753	1.6	232.419
Ni 231.604	596.390	ppb	1.6307	0.3	1464.54
Pb 220.353	746.046	ppb	1.6774	0.2	1235.30
Sb 206.834	527.495	ppb	5.0956	1.0	526.806
Se 196.026	2096.04	ppb	5.8062	0.3	1059.94
Sn 189.925	1115.04	ppb	5.6145	0.5	1124.88
Sr 216.596	591.917	ppb	1.1288	0.2	6679.41
Ti 334.941	2071.89	ppb	6.1323	0.3	651765
Tl 190.794	2171.60	ppb	6.7135	0.3	2432.74
V 292.401	781.461	ppb	2.5485	0.3	23005.0
Zn 206.200	678.004	ppb	3.1966	0.5	1088.13

E03182013.wvq. All Data Report 3/20/2013, 10:34:42 AM

680-88289-B-12-D MS (Samp) 3/18/2013, 11:13:04 PM Rack 2, Tube 44**Weight: 1****Volume: 1****Dilution: 1**

Label	Replicates Concentration		
Ag 328.068	45.2120	44.7749	46.3538
Al 308.215	124625	124742	124712
As 188.980	125.908	133.709	133.969
B 249.678	173.001	173.585	174.027
Ba 389.178	1220.97	1218.57	1216.27
Be 313.042	54.4560	54.2992	54.2858
Ca 370.602	11163	11141	11144
Cd 226.502	46.1260	46.6131	46.6675
Co 228.615	98.7971	99.6060	98.8898
Cr 267.716	383.676	382.526	382.174
Cu 324.754	200.016	202.259	202.536
Fe 271.441	132185	132167	132342
K 766.491	9816.67	9795.20	9769.84
Mg 279.078	7212.70	7193.36	7183.74
Mn 257.610	10118.3	10103.5	10135.7
Mo 202.032	94.0225	93.6053	92.6475
Na 330.237	4631.78	4471.63	4558.56
Ni 231.604	166.479	163.764	163.688
Pb 220.353	524.547	527.727	528.938
Sb 206.834	32.7004	35.9046	33.4249
Se 196.026	86.2844	70.9124	83.4613
Sn 189.925	89.6918	92.6118	89.3115
Sr 216.596	179.250	177.687	178.085
Ti 334.941	1315.58	1312.17	1308.05
Tl 190.794	65.8155	64.0853	67.3367
V 292.401	379.979	380.192	380.301
Zn 206.200	354.244	350.822	349.656

Label	Sol'n Conc.	Units	SD	%RSD	Int. (c/s)
Ag 328.068	45.4469	ppb	0.8152	1.8	3278.94
Al 308.215	124693	ppb	60.5920	0.0	699410
As 188.980	131.195	ppb	4.5806	3.5	87.8185
B 249.678	173.537	ppb	0.5147	0.3	1373.59
Ba 389.178	1218.61	ppb	2.3499	0.2	32240.4
Be 313.042	54.3470	ppb	0.0946	0.2	111746
Ca 370.602	11149	ppb	11.90	0.1	32304
Cd 226.502	46.4689	ppb	0.2982	0.6	2039.87
Co 228.615	99.0977	ppb	0.4427	0.4	1276.17
Cr 267.716	382.792	ppb	0.7856	0.2	17502.8
Cu 324.754	201.604	ppb	1.3821	0.7	10889.1
Fe 271.441	132231	ppb	96.1001	0.1	211333
K 766.491	9793.90	ppb	23.4414	0.2	659767
Mg 279.078	7196.60	ppb	14.7478	0.2	14865.3
Mn 257.610	10119.1	ppb	16.1337	0.2	2237074
Mo 202.032	93.4251	ppb	0.7050	0.8	705.078
Na 330.237	4553.99	ppb	80.1760	1.8	183.387
Ni 231.604	164.644	ppb	1.5899	1.0	404.993
Pb 220.353	527.071	ppb	2.2676	0.4	874.637
Sb 206.834	34.0100	ppb	1.6803	4.9	40.3552
Se 196.026	80.2194	ppb	8.1827	10.2	44.0666
Sn 189.925	90.5384	ppb	1.8057	2.0	91.8137
Sr 216.596	178.340	ppb	0.8125	0.5	2063.72
Ti 334.941	1311.93	ppb	3.7693	0.3	412687
Tl 190.794	65.7459	ppb	1.6268	2.5	43.2070
V 292.401	380.157	ppb	0.1636	0.0	11218.0
Zn 206.200	351.574	ppb	2.3847	0.7	564.252

E03182013.vvq. All Data Report 3/20/2013, 10:34:42 AM

680-88289-B-12-E MSD (Samp) 3/18/2013, 11:18:30 PM Rack 2, Tube 45**Weight: 1****Volume: 1****Dilution: 1**

Label	Replicates Concentration		
Ag 328.068	44.4269	45.1088	43.9288
Al 308.215	101248	101261	101241
As 188.980	121.617	127.177	125.360
B 249.678	172.727	174.804	174.041
Ba 389.178	1330.89	1330.82	1329.02
Be 313.042	53.0063	53.0960	53.0492
Ca 370.602	14511	14514	14500
Cd 226.502	46.0593	46.1085	46.4584
Co 228.615	92.3324	92.2534	92.7677
Cr 267.716	216.894	217.054	216.590
Cu 324.754	254.104	255.782	253.511
Fe 271.441	102509	102665	102675
K 766.491	9263.44	9296.47	9277.80
Mg 279.078	7093.24	7097.64	7105.94
Mn 257.610	9634.54	9630.22	9626.40
Mo 202.032	93.9238	92.0687	93.6544
Na 330.237	4517.66	4844.27	4481.98
Ni 231.604	160.082	160.621	157.135
Pb 220.353	1002.64	992.165	1002.69
Sb 206.834	36.3938	30.1090	33.3561
Se 196.026	84.6874	84.6193	76.5025
Sn 189.925	101.643	96.9592	98.8552
Sr 216.596	209.231	209.928	209.784
Ti 334.941	1108.30	1107.93	1105.83
Tl 190.794	60.3381	62.5733	59.3779
V 292.401	300.719	300.810	300.817
Zn 206.200	462.058	461.992	457.198

Label	Sol'n Conc.	Units	SD	%RSD	Int. (c/s)
Ag 328.068	44.4882	ppb	0.5923	1.3	3205.48
Al 308.215	101250	ppb	10.1377	0.0	567977
As 188.980	124.718	ppb	2.8349	2.3	83.6358
B 249.678	173.857	ppb	1.0507	0.6	1400.92
Ba 389.178	1330.24	ppb	1.0585	0.1	35126.6
Be 313.042	53.0505	ppb	0.0449	0.1	109076
Ca 370.602	14508	ppb	7.357	0.1	48926
Cd 226.502	46.2087	ppb	0.2176	0.5	1962.87
Co 228.615	92.4511	ppb	0.2770	0.3	1188.22
Cr 267.716	216.846	ppb	0.2358	0.1	9938.06
Cu 324.754	254.466	ppb	1.1776	0.5	13691.6
Fe 271.441	102616	ppb	93.1129	0.1	164005
K 766.491	9279.23	ppb	16.5629	0.2	625107
Mg 279.078	7098.94	ppb	6.4480	0.1	14670.9
Mn 257.610	9630.39	ppb	4.0714	0.0	2128964
Mo 202.032	93.2156	ppb	1.0024	1.1	705.191
Na 330.237	4614.64	ppb	199.665	4.3	196.299
Ni 231.604	159.280	ppb	1.8764	1.2	391.242
Pb 220.353	999.165	ppb	6.0622	0.6	1656.80
Sb 206.834	33.2863	ppb	3.1430	9.4	37.3014
Se 196.026	81.9364	ppb	4.7060	5.7	44.6332
Sn 189.925	99.1524	ppb	2.3559	2.4	100.502
Sr 216.596	209.648	ppb	0.3677	0.2	2403.78
Ti 334.941	1107.36	ppb	1.3321	0.1	348320
Tl 190.794	60.7631	ppb	1.6396	2.7	41.3671
V 292.401	300.782	ppb	0.0544	0.0	8878.33
Zn 206.200	460.416	ppb	2.7873	0.6	729.403

E03182013.vvq. All Data Report 3/20/2013, 10:34:42 AM

MB 680-269660/1-A (Samp) 3/18/2013, 11:23:55 PM Rack 2, Tube 46

Weight: 1

Volume: 1

Dilution: 1

Label	Replicates Concentration		
Ag 328.068	0.0381	0.2967	-0.5856u
Al 308.215	-1.3331u	0.8524	-0.1224u
As 188.980	-1.7559u	3.4535	1.5864
B 249.678	4.1085	3.7374	3.4475
Ba 389.178	-0.2386u	-0.4700u	-0.3294u
Be 313.042	-0.0088u	0.0011	0.0073
Ca 370.602	7.119	10.94	8.996
Cd 226.502	0.0308	0.0234	-0.1394u
Co 228.615	0.0161	-0.2358u	0.0098
Cr 267.716	0.0812	0.3043	0.0278
Cu 324.754	0.2349	0.2675	0.3985
Fe 271.441	8.7208	11.4556	8.4457
K 766.491	3.4085	3.5768	3.0544
Mg 279.078	3.5626	1.5661	2.4480
Mn 257.610	0.5195	0.4916	0.4425
Mo 202.032	0.8700	-0.0591u	-0.0396u
Na 330.237	124.787	-41.9196u	-64.9198u
Ni 231.604	1.0620	-0.4317u	0.4407
Pb 220.353	-1.0080u	-1.8258u	-1.3405u
Sb 206.834	-0.3579u	1.1689	0.5914
Se 196.026	-5.1997u	-2.9435u	-2.9878u
Sn 189.925	4.7251	2.3866	3.2537
Sr 216.596	-0.1153u	0.3563	0.2059
Ti 334.941	0.4884	0.4529	0.4391
Tl 190.794	0.8757	1.0872	1.1492
V 292.401	-0.3101u	-0.0489u	-0.2384u
Zn 206.200	0.8665	1.4787	1.4150

Label	Sol'n Conc.	Units	SD	%RSD	Int. (c/s)
Ag 328.068	-0.0836	ppb	0.4536	542.5	-58.2802
Al 308.215	-0.2011	ppb	1.0949	544.6	300.674
As 188.980	1.0947	ppb	2.6393	241.1	-0.6832
B 249.678	3.7645	ppb	0.3313	8.8	61.1534
Ba 389.178	-0.3460	ppb	0.1166	33.7	-30.6414
Be 313.042	-0.0001	ppb	0.0082	6264.1	-245.131
Ca 370.602	9.018	ppb	1.910	21.2	45.54
Cd 226.502	-0.0284	ppb	0.0962	339.1	6.9605
Co 228.615	-0.0700	ppb	0.1437	205.4	13.9063
Cr 267.716	0.1378	ppb	0.1467	106.5	8.1432
Cu 324.754	0.3003	ppb	0.0866	28.8	144.587
Fe 271.441	9.5407	ppb	1.6641	17.4	19.5850
K 766.491	3.3466	ppb	0.2666	8.0	428.353
Mg 279.078	2.5256	ppb	1.0005	39.6	25.3159
Mn 257.610	0.4845	ppb	0.0390	8.0	140.393
Mo 202.032	0.2571	ppb	0.5309	206.5	9.8106
Na 330.237	5.9824	ppb	103.528	1730.5	-0.0833
Ni 231.604	0.3570	ppb	0.7504	210.2	-0.9838
Pb 220.353	-1.3914	ppb	0.4113	29.6	0.5753
Sb 206.834	0.4675	ppb	0.7709	164.9	0.8225
Se 196.026	-3.7103	ppb	1.2900	34.8	-1.6267
Sn 189.925	3.4551	ppb	1.1822	34.2	3.9982
Sr 216.596	0.1490	ppb	0.2409	161.7	7.8958
Ti 334.941	0.4601	ppb	0.0254	5.5	36.5385
Tl 190.794	1.0374	ppb	0.1434	13.8	0.1231
V 292.401	-0.1991	ppb	0.1350	67.8	-6.9727
Zn 206.200	1.2534	ppb	0.3366	26.8	2.4327

E03182013.wvq. All Data Report 3/20/2013, 10:34:42 AM

LCS 680-269660/2-A (Samp) 3/18/2013, 11:29:21 PM Rack 2, Tube 47

Weight: 1

Volume: 1

Dilution: 1

Label	Replicates Concentration		
Ag 328.068	50.1232	50.4099	49.0480
Al 308.215	4640.30	4662.26	4642.40
As 188.980	85.0079	81.8919	79.9557
B 249.678	195.675	199.180	198.529
Ba 389.178	96.8007	96.4428	96.7649
Be 313.042	49.1483	49.3647	49.2491
Ca 370.602	4706	4724	4701
Cd 226.502	49.4384	49.2031	49.1104
Co 228.615	48.0861	48.5707	47.9274
Cr 267.716	97.8056	98.1459	97.8380
Cu 324.754	96.3673	98.9301	98.6700
Fe 271.441	4858.15	4860.99	4849.32
K 766.491	4604.68	4624.23	4617.22
Mg 279.078	4745.71	4771.82	4750.83
Mn 257.610	506.600	508.163	506.229
Mo 202.032	96.3427	94.5207	96.2594
Na 330.237	4281.58	4204.14	4472.41
Ni 231.604	98.6365	98.7222	99.2469
Pb 220.353	52.0893	46.5833	47.3724
Sb 206.834	35.4376	39.7682	32.9548
Se 196.026	86.1842	90.9689	90.8880
Sn 189.925	46.3095	46.8705	48.4595
Sr 216.596	96.9229	98.0010	97.6210
Ti 334.941	91.2866	91.5775	91.4107
Tl 190.794	42.6599	39.4347	39.5256
V 292.401	98.1721	98.4562	97.9768
Zn 206.200	96.8013	97.2143	96.8886

Label	Sol'n Conc.	Units	SD	%RSD	Int. (c/s)
Ag 328.068	49.8604	ppb	0.7180	1.4	3558.19
Al 308.215	4648.32	ppb	12.1165	0.3	26373.7
As 188.980	82.2852	ppb	2.5490	3.1	55.1250
B 249.678	197.794	ppb	1.8644	0.9	1682.52
Ba 389.178	96.6695	ppb	0.1971	0.2	2541.93
Be 313.042	49.2540	ppb	0.1083	0.2	101251
Ca 370.602	4710	ppb	11.70	0.2	18663
Cd 226.502	49.2506	ppb	0.1691	0.3	1854.73
Co 228.615	48.1947	ppb	0.3351	0.7	612.595
Cr 267.716	97.9298	ppb	0.1878	0.2	4463.17
Cu 324.754	97.9891	ppb	1.4105	1.4	5342.52
Fe 271.441	4856.15	ppb	6.0856	0.1	7772.57
K 766.491	4615.37	ppb	9.9030	0.2	311022
Mg 279.078	4756.12	ppb	13.8395	0.3	9937.50
Mn 257.610	506.998	ppb	1.0263	0.2	112137
Mo 202.032	95.7076	ppb	1.0288	1.1	729.451
Na 330.237	4319.38	ppb	138.069	3.2	221.321
Ni 231.604	98.8686	ppb	0.3305	0.3	240.994
Pb 220.353	48.6817	ppb	2.9774	6.1	83.3198
Sb 206.834	36.0535	ppb	3.4482	9.6	36.5952
Se 196.026	89.3470	ppb	2.7394	3.1	45.4927
Sn 189.925	47.2132	ppb	1.1152	2.4	48.1263
Sr 216.596	97.5149	ppb	0.5468	0.6	1100.53
Ti 334.941	91.4249	ppb	0.1459	0.2	28678.9
Tl 190.794	40.5401	ppb	1.8364	4.5	43.4346
V 292.401	98.2017	ppb	0.2410	0.2	2877.84
Zn 206.200	96.9681	ppb	0.2177	0.2	3156.683

E03182013.vvq. All Data Report 3/20/2013, 10:34:42 AM

LCS 680-269660/3-A (Samp) 3/18/2013, 11:34:48 PM Rack 2, Tube 48

Weight: 1

Volume: 1

Dilution: 1

Label	Replicates Concentration		
Ag 328.068	203.888	203.364	205.011
Al 308.215	1931.30	1930.67	1933.44
As 188.980	212.549	213.199	212.878
B 249.678	399.286	401.081	403.905
Ba 389.178	194.411	195.923	195.237
Be 313.042	203.022	203.222	203.522
Ca 370.602	19141	19182	19215
Cd 226.502	199.516	199.998	200.104
Co 228.615	196.806	194.716	195.795
Cr 267.716	197.534	198.686	198.536
Cu 324.754	199.532	200.086	201.118
Fe 271.441	20719.4	20704.1	20764.5
K 766.491	18626.9	18603.3	18629.0
Mg 279.078	19674.8	19677.0	19692.8
Mn 257.610	2050.09	2052.07	2054.16
Mo 202.032	197.392	198.275	198.460
Na 330.237	16821.3	17089.1	17104.8
Ni 231.604	201.593	198.898	202.796
Pb 220.353	197.338	197.659	195.154
Sb 206.834	192.480	195.465	189.967
Se 196.026	186.555	184.539	185.165
Sn 189.925	201.831	211.420	208.318
Sr 216.596	209.371	211.162	211.947
Ti 334.941	198.370	199.008	199.476
Tl 190.794	41.4165	45.0915	43.7003
V 292.401	199.556	199.442	198.900
Zn 206.200	186.458	187.107	183.216

Label	Sol'n Conc.	Units	SD	%RSD	Int. (c/s)
Ag 328.068	204.088	ppb	0.8413	0.4	14732.8
Al 308.215	1931.80	ppb	1.4522	0.1	11155.0
As 188.980	212.875	ppb	0.3250	0.2	144.915
B 249.678	401.424	ppb	2.3284	0.6	3375.16
Ba 389.178	195.190	ppb	0.7569	0.4	5202.22
Be 313.042	203.255	ppb	0.2519	0.1	418633
Ca 370.602	19180	ppb	37.16	0.2	75821
Cd 226.502	199.873	ppb	0.3136	0.2	7504.80
Co 228.615	195.772	ppb	1.0453	0.5	2444.40
Cr 267.716	198.252	ppb	0.6262	0.3	9039.29
Cu 324.754	200.246	ppb	0.8048	0.4	10787.0
Fe 271.441	20729.3	ppb	31.3744	0.2	33160.8
K 766.491	18619.7	ppb	14.2854	0.1	1254136
Mg 279.078	19681.5	ppb	9.8372	0.0	41065.9
Mn 257.610	2052.10	ppb	2.0342	0.1	453787
Mo 202.032	198.043	ppb	0.5710	0.3	1500.45
Na 330.237	17005.1	ppb	159.341	0.9	874.773
Ni 231.604	201.096	ppb	1.9963	1.0	492.304
Pb 220.353	196.717	ppb	1.3633	0.7	328.581
Sb 206.834	192.637	ppb	2.7520	1.4	194.431
Se 196.026	185.420	ppb	1.0314	0.6	94.4613
Sn 189.925	207.190	ppb	4.8928	2.4	209.453
Sr 216.596	210.827	ppb	1.3201	0.6	2377.94
Ti 334.941	198.951	ppb	0.5552	0.3	62583.9
Tl 190.794	43.4028	ppb	1.8555	4.3	42.5844
V 292.401	199.299	ppb	0.3501	0.2	5840.94
Zn 206.200	185.594	ppb	2.0849	1.1	298.551

E03182013.vvq. All Data Report 3/20/2013, 10:34:42 AM

Cont Calib Verif (CCV) 3/18/2013, 11:40:14 PM Rack 2, Tube 49
 Weight: 1 Volume: 1 Dilution: 1

Label	Replicates Concentration		
Ag 328.068	493.208	500.671	491.941
Al 308.215	4954.78	4959.52	4948.07
As 188.980	469.083	470.602	475.777
B 249.678	2500.73	2522.26	2528.28
Ba 389.178	4855.68	4853.24	4846.41
Be 313.042	486.751	487.471	485.568
Ca 370.602	4851	4849	4838
Cd 226.502	492.963	492.702	493.145
Co 228.615	489.010	489.864	488.588
Cr 267.716	4854.22	4848.76	4852.21
Cu 324.754	4788.90	4864.50	4802.84
Fe 271.441	4981.52	5010.20	4998.67
K 766.491	9554.87	9544.42	9466.30
Mg 279.078	4856.13	4874.60	4865.56
Mn 257.610	4926.90	4941.68	4929.47
Mo 202.032	490.535	489.465	489.694
Na 330.237	7334.28	7478.92	7382.89
Ni 231.604	2471.53	2470.91	2475.57
Pb 220.353	494.460	493.507	496.809
Sb 206.834	931.598	932.903	927.481
Se 196.026	4790.73	4824.92	4808.87
Sn 189.925	4946.38	4933.06	4924.40
Sr 216.596	2417.56	2418.34	2419.74
Ti 334.941	475.720	475.452	475.123
Tl 190.794	4967.78	4963.40	4952.39
V 292.401	4861.30	4873.46	4855.88
Zn 206.200	2445.86	2432.56	2433.82

Label	Sol'n Conc.	Units	SD	%RSD	Int. (c/s)	QC Value
Ag 328.068	495.273	ppb	4.7173	1.0	35769.7	99.05458
Al 308.215	4954.12	ppb	5.7561	0.1	28056.6	99.08249
As 188.980	471.821	ppb	3.5094	0.7	322.842	94.36413
B 249.678	2517.09	ppb	14.4855	0.6	21111.2	100.68374
Ba 389.178	4851.78	ppb	4.8010	0.1	127532	97.03553
Be 313.042	486.597	ppb	0.9608	0.2	1002375	97.31938
Ca 370.602	4846	ppb	7.044	0.1	19501	96.91644
Cd 226.502	492.937	ppb	0.2228	0.0	18392.1	98.58736
Co 228.615	489.154	ppb	0.6501	0.1	6098.66	97.83078
Cr 267.716	4851.73	ppb	2.7587	0.1	220897	97.03456
Cu 324.754	4818.75	ppb	40.2312	0.8	256332	96.37490
Fe 271.441	4996.80	ppb	14.4340	0.3	8102.82	99.93597
K 766.491	9521.86	ppb	48.3995	0.5	641447	95.21861
Mg 279.078	4865.43	ppb	9.2329	0.2	10095.4	97.30856
Mn 257.610	4932.68	ppb	7.8972	0.2	1090356	98.65364
Mo 202.032	489.898	ppb	0.5637	0.1	3693.90	97.97961
Na 330.237	7398.70	ppb	73.6030	1.0	360.391	98.64930
Ni 231.604	2472.67	ppb	2.5300	0.1	6069.55	98.90673
Pb 220.353	494.925	ppb	1.6997	0.3	822.297	98.98509
Sb 206.834	930.661	ppb	2.8302	0.3	977.678	37.22643Q
Se 196.026	4808.17	ppb	17.1081	0.4	2428.03	96.16344
Sn 189.925	4934.62	ppb	11.0739	0.2	4976.40	98.69232
Sr 216.596	2418.55	ppb	1.1024	0.0	27157.3	96.74187
Ti 334.941	475.432	ppb	0.2992	0.1	149488	95.08633
Tl 190.794	4961.19	ppb	7.9272	0.2	5595.44	99.22378
V 292.401	4863.55	ppb	9.0034	0.2	143409	97.27097
Zn 206.200	2437.42	ppb	7.3439	0.3	3896.50	97.49662

E03182013.wvq. All Data Report 3/20/2013, 10:34:42 AM

Cont Calib Blank (CCB) 3/18/2013, 11:45:39 PM Rack 2, Tube 50

Weight: 1

Volume: 1

Dilution: 1

Label	Replicates Concentration		
Ag 328.068	0.1958	-1.1256u	-0.1030u
Al 308.215	-5.1183u	-2.0238u	-5.4636u
As 188.980	3.8223	0.3844	1.9928
B 249.678	25.8079	22.8663	19.3150
Ba 389.178	0.1152	-0.1633u	0.6234
Be 313.042	0.0665	0.0569	0.0525
Ca 370.602	3.726	2.276	3.091
Cd 226.502	0.3328	0.1857	0.0822
Co 228.615	0.3622	-0.0757u	0.0389
Cr 267.716	0.5850	0.5663	0.5632
Cu 324.754	0.4898	0.5518	0.8108
Fe 271.441	-6.3773u	-4.6532u	3.6495
K 766.491	1.2189	1.1665	1.2780
Mg 279.078	3.0363	4.4604	1.9058
Mn 257.610	0.8849	0.8281	0.7633
Mo 202.032	0.1732	0.5404	0.7876
Na 330.237	-93.1438u	135.630	-17.1255u
Ni 231.604	0.9610	-0.3232u	2.4208
Pb 220.353	-2.8266u	-0.3298u	-2.4902u
Sb 206.834	-3.4582u	4.6594	1.0814
Se 196.026	2.3735	-3.6261u	-4.6381u
Sn 189.925	0.6968	1.5182	0.5377
Sr 216.596	-0.1483u	0.0775	-0.0830u
Ti 334.941	0.2125	0.2830	0.2328
Tl 190.794	-0.1835u	1.1585	1.5928
V 292.401	0.6799	0.5374	0.5046
Zn 206.200	0.9675	-1.6834u	0.4329

Label	Sol'n Conc.	Units	SD	%RSD	Int. (c/s)	QC Value
Ag 328.068	-0.3443	ppb	0.6930	201.3	-77.1694	-0.34429
Al 308.215	-4.2019	ppb	1.8942	45.1	278.244	-4.20190
As 188.980	2.0665	ppb	1.7202	83.2	-0.0150	2.06650
B 249.678	22.6631	ppb	3.2512	14.3	219.476	22.66308
Ba 389.178	0.1918	ppb	0.3989	208.0	-16.5210	0.19176
Be 313.042	0.0586	ppb	0.0072	12.2	-124.059	0.05863
Ca 370.602	3.031	ppb	0.7268	24.0	22.30	3.03125
Cd 226.502	0.2003	ppb	0.1259	62.9	15.4584	0.20025
Co 228.615	0.1085	ppb	0.2271	209.3	16.1178	0.10849
Cr 267.716	0.5715	ppb	0.0118	2.1	27.8804	0.57151
Cu 324.754	0.6174	ppb	0.1703	27.6	161.443	0.61745
Fe 271.441	-2.4603	ppb	5.3610	217.9	0.3384	-2.46034
K 766.491	1.2211	ppb	0.0558	4.6	285.216	1.22115
Mg 279.078	3.1342	ppb	1.2801	40.8	26.5799	3.13416
Mn 257.610	0.8255	ppb	0.0609	7.4	215.721	0.82545
Mo 202.032	0.5004	ppb	0.3091	61.8	11.6451	0.50042
Na 330.237	8.4537	ppb	116.512	1378.2	0.0585	8.45373
Ni 231.604	1.0195	ppb	1.3729	134.7	0.6428	1.01953
Pb 220.353	-1.8822	ppb	1.3549	72.0	-0.2370	-1.88217
Sb 206.834	0.7609	ppb	4.0682	534.7	1.1165	0.76087
Se 196.026	-1.9635	ppb	3.7899	193.0	-0.7451	-1.96354
Sn 189.925	0.9175	ppb	0.5262	57.4	1.4393	0.91755
Sr 216.596	-0.0513	ppb	0.1162	226.7	5.6156	-0.05126
Ti 334.941	0.2428	ppb	0.0363	15.0	-31.8377	0.24278
Tl 190.794	0.8559	ppb	0.9260	108.2	-0.0812	0.85591
V 292.401	0.5739	ppb	0.0932	16.2	15.8405	0.57395
Zn 206.200	-0.0943	ppb	1.4019	1485.8	323.2694	-0.09435

E03182013.wvq. All Data Report 3/20/2013, 10:34:42 AM

680-88289-B-23-E (Samp) 3/18/2013, 11:51:05 PM Rack 2, Tube 51

Weight: 1

Volume: 1

Dilution: 1

Label	Replicates Concentration		
Ag 328.068	-0.0682u	-0.0281u	-0.9308u
Al 308.215	51779.1	51706.1	51796.6
As 188.980	3.4921	12.6652	5.5370
B 249.678	-24.7186u	-24.4372u	-25.1840u
Ba 389.178	27.9376	28.5506	27.8441
Be 313.042	3.4710	3.4569	3.4680
Ca 370.602	2393u	2348u	2355u
Cd 226.502	-2.8333	-3.0126	-2.9460
Co 228.615	15.9306	15.4253	15.7114
Cr 267.716	109.347	109.792	109.433
Cu 324.754	65.0739	65.6323	66.3008
Fe 271.441	246362	245883	246173
K 766.491	1407.25	1404.04	1408.50
Mg 279.078	1032.86	1027.96	1027.97
Mn 257.610	192.622	192.297	192.342
Mo 202.032	4.2821	4.0147	3.7523
Na 330.237	293.311u	56.2158u	-62.7642u
Ni 231.604	40.0804	38.1708	36.8198
Pb 220.353	67.1516	66.5521	66.8324
Sb 206.834	5.3321	-3.1955	-5.9523
Se 196.026	-7.9534u	4.5250	3.5688
Sn 189.925	15.6484	19.9712	19.5239
Sr 216.596	23.0349	23.4893	22.6479
Ti 334.941	1264.70	1265.18	1266.17
Tl 190.794	-1.6303u	-5.5830u	1.5510u
V 292.401	512.601	512.252	512.614
Zn 206.200	106.749	109.230	108.023

Label	Sol'n Conc.	Units	SD	%RSD	Int. (c/s)
Ag 328.068	-0.3424	ppb	0.5100	149.0	-75.1312
Al 308.215	51760.6	ppb	47.9872	0.1	290494
As 188.980	7.2314	ppb	4.8156	66.6	1.6093
B 249.678	-24.7799	ppb	0.3771	1.5	-382.934
Ba 389.178	28.1108	ppb	0.3838	1.4	1116.43
Be 313.042	3.4653	ppb	0.0075	0.2	6878.47
Ca 370.602	2365	ppb	24.52	1.0	-15529
Cd 226.502	-2.9306	ppb	0.0906	3.1	458.640
Co 228.615	15.6891	ppb	0.2534	1.6	236.655
Cr 267.716	109.524	ppb	0.2361	0.2	5042.95
Cu 324.754	65.6690	ppb	0.6143	0.9	3692.48
Fe 271.441	246139	ppb	240.951	0.1	393352
K 766.491	1406.60	ppb	2.3036	0.2	94929.4
Mg 279.078	1029.59	ppb	2.8254	0.3	2194.30
Mn 257.610	192.420	ppb	0.1758	0.1	43213.1
Mo 202.032	4.0164	ppb	0.2649	6.6	24.3683
Na 330.237	95.5876	ppb	181.273	189.6	-80.6342
Ni 231.604	38.3570	ppb	1.6383	4.3	97.0972
Pb 220.353	66.8454	ppb	0.3000	0.4	111.964
Sb 206.834	-1.2719	ppb	5.8830	462.5	5.7470
Se 196.026	0.0468	ppb	6.9448	14836.2	1.7857
Sn 189.925	18.3812	ppb	2.3772	12.9	19.0438
Sr 216.596	23.0574	ppb	0.4211	1.8	370.217
Ti 334.941	1265.35	ppb	0.7476	0.1	398011
Tl 190.794	-1.8874	ppb	3.5739	189.4	-28.3719
V 292.401	512.489	ppb	0.2054	0.0	15168.4
Zn 206.200	108.001	ppb	1.2497	1.1	174.344

E03182013.vvq. All Data Report 3/20/2013, 10:34:42 AM

680-88289-B-24-D (Samp) **3/18/2013, 11:56:30 PM** **Rack 2, Tube 52****Weight: 1****Volume: 1****Dilution: 1**

Label	Replicates Concentration		
Ag 328.068	-0.2102u	-0.9060u	-0.2020u
Al 308.215	31756.1	31758.9	31777.6
As 188.980	-1.0054u	-2.8386u	1.7348u
B 249.678	-20.9972u	-19.7492u	-17.8547u
Ba 389.178	34.1900	33.1705	34.4773
Be 313.042	3.4161	3.4070	3.4053
Ca 370.602	-36.35u	-32.31u	-34.57u
Cd 226.502	-2.3612	-2.4330	-2.8070
Co 228.615	7.1302	7.8006	7.2498
Cr 267.716	94.9653	94.9509	94.5056
Cu 324.754	102.705	102.538	101.145
Fe 271.441	189961	189615	189549
K 766.491	1327.22	1325.90	1328.84
Mg 279.078	735.253	728.128	731.526
Mn 257.610	179.362	179.347	179.095
Mo 202.032	3.2548	3.0978	3.5337
Na 330.237	20.6152u	108.313u	-74.9683u
Ni 231.604	14.3594	15.1891	13.8408
Pb 220.353	42.8937	40.6108	43.3645
Sb 206.834	5.4840	-7.1884u	-3.8819
Se 196.026	-2.5497u	0.1888	6.3015
Sn 189.925	17.8185	13.7080	14.3670
Sr 216.596	8.3355	8.8404	8.0060
Ti 334.941	1204.33	1204.36	1205.39
Tl 190.794	-6.5522u	-6.0084u	-0.7121u
V 292.401	399.316	398.584	398.966
Zn 206.200	42.9314	42.9879	43.3388

Label	Sol'n Conc.	Units	SD	%RSD	Int. (c/s)
Ag 328.068	-0.4394	ppb	0.4041	92.0	-82.0818
Al 308.215	31764.2	ppb	11.7310	0.0	178384
As 188.980	-0.7030	ppb	2.3016	327.4	-3.4235
B 249.678	-19.5337	ppb	1.5823	8.1	-291.963
Ba 389.178	33.9459	ppb	0.6867	2.0	1178.04
Be 313.042	3.4095	ppb	0.0058	0.2	6766.04
Ca 370.602	-34.41	ppb	2.023	5.9	-19444
Cd 226.502	-2.5338	ppb	0.2393	9.4	344.995
Co 228.615	7.3935	ppb	0.3576	4.8	134.003
Cr 267.716	94.8073	ppb	0.2613	0.3	4360.89
Cu 324.754	102.129	ppb	0.8566	0.8	5614.73
Fe 271.441	189709	ppb	221.315	0.1	303171
K 766.491	1327.32	ppb	1.4715	0.1	89590.3
Mg 279.078	731.636	ppb	3.5634	0.5	1568.54
Mn 257.610	179.268	ppb	0.1497	0.1	40156.7
Mo 202.032	3.2954	ppb	0.2208	6.7	22.0877
Na 330.237	17.9868	ppb	91.6691	509.6	-66.6563
Ni 231.604	14.4631	ppb	0.6801	4.7	37.3302
Pb 220.353	42.2897	ppb	1.4728	3.5	71.7019
Sb 206.834	-1.8621	ppb	6.5732	353.0	3.7412
Se 196.026	1.3135	ppb	4.5315	345.0	2.0849
Sn 189.925	15.2978	ppb	2.2077	14.4	15.9349
Sr 216.596	8.3940	ppb	0.4203	5.0	181.334
Ti 334.941	1204.69	ppb	0.6023	0.0	378918
Tl 190.794	-4.4242	ppb	3.2263	72.9	-25.5079
V 292.401	398.955	ppb	0.3658	0.1	11811.2
Zn 206.200	43.0860	ppb	0.2207	0.5	702453

E03182013.vvq. All Data Report 3/20/2013, 10:34:42 AM

680-88289-B-25-C (Samp) 3/19/2013, 12:01:56 AM Rack 2, Tube 53

Weight: 1

Volume: 1

Dilution: 1

Label	Replicates Concentration		
Ag 328.068	-0.4551u	-1.4471u	-1.2418u
Al 308.215	47264.0	47281.0	47258.2
As 188.980	41.0271	47.2792	42.8695
B 249.678	-21.0535u	-22.2745u	-19.2297u
Ba 389.178	550.167	548.761	548.699
Be 313.042	1.7581	1.7589	1.7578
Ca 370.602	30041	30005	30020
Cd 226.502	0.0926	0.1720	0.4697
Co 228.615	41.9158	42.0434	42.8506
Cr 267.716	295.528	295.846	295.912
Cu 324.754	696.457	692.862	687.030
Fe 271.441	324124	323902	324501
K 766.491	11391.6	11418.8	11419.3
Mg 279.078	18384.1	18392.5	18387.3
Mn 257.610	3106.13	3107.16	3109.50
Mo 202.032	56.8317	57.7205	57.9874
Na 330.237	1064.21u	824.220u	881.478u
Ni 231.604	198.075	194.957	195.650
Pb 220.353	823.983	823.230	823.217
Sb 206.834	13.4781	11.8822	16.9853
Se 196.026	-1.1297	-7.9439u	-1.9660
Sn 189.925	63.4468	60.1717	60.2251
Sr 216.596	166.164	168.094	166.464
Ti 334.941	4518.96	4528.53	4513.36
Tl 190.794	3.1739u	1.4864u	3.8667u
V 292.401	255.512	255.521	254.871
Zn 206.200	2436.67	2434.82	2439.52

Label	Sol'n Conc.	Units	SD	%RSD	Int. (c/s)
Ag 328.068	-1.0480	ppb	0.5236	50.0	-121.801
Al 308.215	47267.8	ppb	11.8477	0.0	265316
As 188.980	43.7253	ppb	3.2127	7.3	26.3645
B 249.678	-20.8526	ppb	1.5323	7.3	-415.003
Ba 389.178	549.209	ppb	0.8298	0.2	14988.7
Be 313.042	1.7583	ppb	0.0006	0.0	3367.34
Ca 370.602	30022	ppb	17.79	0.1	89507
Cd 226.502	0.2448	ppb	0.1988	81.2	754.715
Co 228.615	42.2700	ppb	0.5069	1.2	654.835
Cr 267.716	295.762	ppb	0.2053	0.1	13560.8
Cu 324.754	692.116	ppb	4.7576	0.7	37032.9
Fe 271.441	324176	ppb	302.702	0.1	518061
K 766.491	11409.9	ppb	15.8546	0.1	768595
Mg 279.078	18388.0	ppb	4.2518	0.0	38390.2
Mn 257.610	3107.60	ppb	1.7238	0.1	687869
Mo 202.032	57.5132	ppb	0.6051	1.1	424.398
Na 330.237	923.303	ppb	125.343	13.6	-104.962
Ni 231.604	196.227	ppb	1.6372	0.8	486.235
Pb 220.353	823.477	ppb	0.4388	0.1	1363.68
Sb 206.834	14.1152	ppb	2.6105	18.5	24.0221
Se 196.026	-3.6799	ppb	3.7164	101.0	1.1051
Sn 189.925	61.2812	ppb	1.8756	3.1	62.3145
Sr 216.596	166.907	ppb	1.0386	0.6	2020.07
Ti 334.941	4520.29	ppb	7.6697	0.2	1422113
Tl 190.794	2.8424	ppb	1.2243	43.1	-35.9839
V 292.401	255.301	ppb	0.3726	0.1	7595.28
Zn 206.200	2437.00	ppb	2.3684	0.1	3210.31

E03182013.wvq. All Data Report 3/20/2013, 10:34:42 AM

680-88289-B-26-D (Samp) 3/19/2013, 12:07:32 AM Rack 2, Tube 54

Weight: 1

Volume: 1

Dilution: 1

Label	Replicates Concentration		
Ag 328.068	-0.7338u	-1.6192u	-1.1498u
Al 308.215	121900	122086	121367
As 188.980	12.2148	5.5635	10.5122
B 249.678	-2.2407u	-2.7204u	-0.7918u
Ba 389.178	806.186	808.250	802.095
Be 313.042	3.0120	3.0235	2.9978
Ca 370.602	899.1u	877.6u	888.6u
Cd 226.502	-1.2692	-1.6086	-1.4596
Co 228.615	7.5530	8.3457	7.6449
Cr 267.716	93.7173	94.3380	93.5039
Cu 324.754	69.7538	70.5884	68.7511
Fe 271.441	125652	125687	124856
K 766.491	5132.48	5125.95	5082.39
Mg 279.078	3971.41	3973.91	3960.22
Mn 257.610	440.285	441.374	438.796
Mo 202.032	2.8956	2.8245	3.3038
Na 330.237	236.006u	-131.763u	332.471u
Ni 231.604	31.3791	29.0969	31.6862
Pb 220.353	45.9213	48.6331	46.7652
Sb 206.834	8.6495	3.8179	-0.7834
Se 196.026	-1.3136	0.4221	-7.4011u
Sn 189.925	16.0822	16.4305	16.3761
Sr 216.596	20.8254	21.2565	20.9600
Ti 334.941	2713.52	2724.52	2708.34
Tl 190.794	0.8371u	1.5233u	-1.3479u
V 292.401	394.800	394.810	392.780
Zn 206.200	96.3753	99.8303	99.0159

Label	Sol'n Conc.	Units	SD	%RSD	Int. (c/s)
Ag 328.068	-1.1676	ppb	0.4430	37.9	-133.518
Al 308.215	121785	ppb	373.123	0.3	683092
As 188.980	9.4302	ppb	3.4551	36.6	4.0636
B 249.678	-1.9177	ppb	1.0041	52.4	-90.8097
Ba 389.178	805.511	ppb	3.1326	0.4	21363.0
Be 313.042	3.0111	ppb	0.0129	0.4	5955.43
Ca 370.602	888.4	ppb	10.73	1.2	-8677
Cd 226.502	-1.4458	ppb	0.1702	11.8	239.251
Co 228.615	7.8479	ppb	0.4336	5.5	184.738
Cr 267.716	93.8531	ppb	0.4333	0.5	4307.79
Cu 324.754	69.6978	ppb	0.9199	1.3	3870.03
Fe 271.441	125398	ppb	469.792	0.4	200401
K 766.491	5113.61	ppb	27.2359	0.5	344576
Mg 279.078	3968.51	ppb	7.2911	0.2	8281.44
Mn 257.610	440.152	ppb	1.2942	0.3	97671.9
Mo 202.032	3.0080	ppb	0.2587	8.6	23.2710
Na 330.237	145.572	ppb	244.974	168.3	-53.0136
Ni 231.604	30.7208	ppb	1.4146	4.6	76.0365
Pb 220.353	47.1065	ppb	1.3877	2.9	77.2589
Sb 206.834	3.8946	ppb	4.7169	121.1	8.0171
Se 196.026	-2.7642	ppb	4.1084	148.6	-0.2910
Sn 189.925	16.2963	ppb	0.1874	1.1	16.9438
Sr 216.596	21.0139	ppb	0.2205	1.0	295.616
Ti 334.941	2715.46	ppb	8.2612	0.3	854220
Tl 190.794	0.3375	ppb	1.4994	444.3	-13.9821
V 292.401	394.130	ppb	1.1690	0.3	11693.7
Zn 206.200	98.4072	ppb	1.8062	1.8	329.003

E03182013.vvq. All Data Report 3/20/2013, 10:34:42 AM

680-88289-B-27-D (Samp) 3/19/2013, 12:12:58 AM Rack 2, Tube 55

Weight: 1

Volume: 1

Dilution: 1

Label	Replicates Concentration		
Ag 328.068	-1.3182u	-0.6979u	-1.2441u
Al 308.215	71204.4	71339.1	71154.2
As 188.980	7.2778	6.7445	7.8317
B 249.678	-9.4824u	-7.1167u	-9.1739u
Ba 389.178	88.8043	88.8111	88.0688
Be 313.042	5.0115	5.0090	5.0085
Ca 370.602	3240u	3248u	3199u
Cd 226.502	-4.0076	-3.8665	-4.1932
Co 228.615	12.2565	12.1159	11.6491
Cr 267.716	222.457	223.424	223.510
Cu 324.754	113.013	110.957	111.989
Fe 271.441	428459	429348	428628
K 766.491	1575.24	1568.85	1560.62
Mg 279.078	1004.23	997.912	1000.07
Mn 257.610	1887.99	1892.63	1889.15
Mo 202.032	2.4337u	2.4507u	2.8248u
Na 330.237	507.425u	287.265u	258.643u
Ni 231.604	13.2705	12.8878	15.7818
Pb 220.353	49.1209	55.0893	54.0307
Sb 206.834	-5.2389	-1.0923	-0.4500
Se 196.026	2.4223	-2.0152	3.3921
Sn 189.925	17.1203	16.4596	19.0724
Sr 216.596	55.4689	56.5482	56.3496
Ti 334.941	942.408	943.472	943.387
Tl 190.794	-6.7959u	-2.5631u	-4.5799u
V 292.401	604.371	604.634	603.108
Zn 206.200	215.955	219.909	220.207

Label	Sol'n Conc.	Units	SD	%RSD	Int. (c/s)
Ag 328.068	-1.0867	ppb	0.3388	31.2	-123.312
Al 308.215	71232.6	ppb	95.5963	0.1	399663
As 188.980	7.2847	ppb	0.5436	7.5	0.1993
B 249.678	-8.5910	ppb	1.2861	15.0	-400.025
Ba 389.178	88.5614	ppb	0.4267	0.5	2999.45
Be 313.042	5.0097	ppb	0.0016	0.0	10056.7
Ca 370.602	3229	ppb	25.88	0.8	-31003
Cd 226.502	-4.0224	ppb	0.1639	4.1	835.031
Co 228.615	12.0072	ppb	0.3180	2.6	175.475
Cr 267.716	223.130	ppb	0.5849	0.3	10262.7
Cu 324.754	111.986	ppb	1.0284	0.9	6211.95
Fe 271.441	428812	ppb	471.901	0.1	685270
K 766.491	1568.24	ppb	7.3260	0.5	105815
Mg 279.078	1000.74	ppb	3.2095	0.3	2134.14
Mn 257.610	1889.93	ppb	2.4148	0.1	418895
Mo 202.032	2.5697	ppb	0.2211	8.6	3.7438
Na 330.237	351.111	ppb	136.126	38.8	-120.991
Ni 231.604	13.9800	ppb	1.5721	11.2	40.7951
Pb 220.353	52.7470	ppb	3.1846	6.0	88.8130
Sb 206.834	-2.2604	ppb	2.5994	115.0	10.0815
Se 196.026	1.2664	ppb	2.8830	227.7	3.9224
Sn 189.925	17.5508	ppb	1.3586	7.7	18.2022
Sr 216.596	56.1222	ppb	0.5745	1.0	821.112
Ti 334.941	943.089	ppb	0.5913	0.1	296652
Tl 190.794	-4.6463	ppb	2.1172	45.6	-52.9993
V 292.401	604.038	ppb	0.8161	0.1	17863.0
Zn 206.200	218.690	ppb	2.3738	1.1	351.571

E03182013.vvq. All Data Report 3/20/2013, 10:34:42 AM

680-88348-C-4-A (Samp) 3/19/2013, 12:18:23 AM Rack 2, Tube 56

Weight: 1

Volume: 1

Dilution: 1

Label	Replicates Concentration		
Ag 328.068	-0.0313	0.0707	-0.1901
Al 308.215	100883	100909	101162
As 188.980	379.313	387.699	380.042
B 249.678	56.7647	57.8740	58.6682
Ba 389.178	1970.12	1970.51	1969.27
Be 313.042	16.1513	16.1849	16.2117
Ca 370.602	210277	209696	209372
Cd 226.502	6.9913	7.2529	7.4352
Co 228.615	93.3229	95.9898	95.2231
Cr 267.716	289.835	288.177	288.498
Cu 324.754	336.969	339.116	336.123
Fe 271.441	420295	421404	422921
K 766.491	14324.8	14349.3	14374.0
Mg 279.078	50484.9	50532.9	50630.3
Mn 257.610	16486.2	16505.0	16532.5
Mo 202.032	20.2753	19.6464	19.8053
Na 330.237	3384.18u	3376.94u	3262.01u
Ni 231.604	96.3304	93.9800	95.3003
Pb 220.353	2429.01	2438.52	2438.65
Sb 206.834	9.0497	10.2240	1.1427
Se 196.026	9.6648	7.0165	-10.4518
Sn 189.925	95.3616	100.411	102.939
Sr 216.596	553.373	553.622	554.658
Ti 334.941	2225.45	2226.23	2222.37
Tl 190.794	37.5392u	33.5956u	41.2548u
V 292.401	363.544	364.903	365.416
Zn 206.200	4312.28	4304.65	4312.50

Label	Sol'n Conc.	Units	SD	%RSD	Int. (c/s)
Ag 328.068	-0.0502	ppb	0.1314	261.7	-7.7480
Al 308.215	100985	ppb	154.334	0.2	566477
As 188.980	382.351	ppb	4.6460	1.2	260.351
B 249.678	57.7690	ppb	0.9561	1.7	162.365
Ba 389.178	1969.96	ppb	0.6355	0.0	52581.7
Be 313.042	16.1826	ppb	0.0302	0.2	33162.9
Ca 370.602	209782	ppb	458.5	0.2	808782
Cd 226.502	7.2265	ppb	0.2231	3.1	1237.27
Co 228.615	94.8453	ppb	1.3730	1.4	1240.31
Cr 267.716	288.837	ppb	0.8795	0.3	13317.4
Cu 324.754	337.403	ppb	1.5429	0.5	18199.2
Fe 271.441	421540	ppb	1318.17	0.3	673660
K 766.491	14349.4	ppb	24.6079	0.2	966552
Mg 279.078	50549.4	ppb	74.1230	0.1	105300
Mn 257.610	16507.9	ppb	23.2764	0.1	3650206
Mo 202.032	19.9090	ppb	0.3270	1.6	135.425
Na 330.237	3341.04	ppb	68.5422	2.1	-4.7290
Ni 231.604	95.2036	ppb	1.1781	1.2	240.093
Pb 220.353	2435.39	ppb	5.5293	0.2	4035.97
Sb 206.834	6.8055	ppb	4.9391	72.6	19.5030
Se 196.026	2.0765	ppb	10.9303	526.4	7.9692
Sn 189.925	99.5706	ppb	3.8579	3.9	101.013
Sr 216.596	553.884	ppb	0.6813	0.1	6437.72
Ti 334.941	2224.68	ppb	2.0423	0.1	700095
Tl 190.794	37.4632	ppb	3.8301	10.2	-28.9173
V 292.401	364.621	ppb	0.9673	0.3	10797.0
Zn 206.200	4309.81	ppb	4.4721	0.1	6914.99

E03182013.vvq. All Data Report 3/20/2013, 10:34:42 AM

680-88348-C-4-Asd^5 (Samp) 3/19/2013, 12:23:49 AM Rack 2, Tube 57

Weight: 1

Volume: 1

Dilution: 1

Label	Replicates Concentration		
Ag 328.068	0.6506	-0.5598u	0.4001
Al 308.215	20713.6	20523.3	20345.2
As 188.980	77.4095	78.6708	75.4111
B 249.678	13.9219	14.2817	13.9015
Ba 389.178	410.788	408.124	404.055
Be 313.042	3.3652	3.3315	3.3163
Ca 370.602	44349	43990	43679
Cd 226.502	1.2260	1.3093	1.0035
Co 228.615	20.0410	20.0644	19.3923
Cr 267.716	61.0370	60.5739	60.3374
Cu 324.754	66.6655	66.7236	66.7113
Fe 271.441	91178.2	90378.5	89852.4
K 766.491	2800.41	2784.29	2779.03
Mg 279.078	10779.9	10675.2	10625.0
Mn 257.610	3571.13	3539.82	3516.59
Mo 202.032	4.2347	3.7991	4.2513
Na 330.237	832.109	693.766u	753.963
Ni 231.604	20.3931	21.0140	22.2493
Pb 220.353	522.713	523.052	515.449
Sb 206.834	1.7130	-0.0480	4.2153
Se 196.026	-3.2176u	3.8520	-8.0791u
Sn 189.925	18.9589	20.1937	19.2187
Sr 216.596	119.153	116.582	117.045
Ti 334.941	472.260	468.283	464.523
Tl 190.794	3.6923u	6.5766u	8.6801u
V 292.401	76.5720	75.7905	75.7211
Zn 206.200	929.100	918.388	918.231

Label	Sol'n Conc.	Units	SD	%RSD	Int. (c/s)
Ag 328.068	0.1636	ppb	0.6389	390.4	-30.0128
Al 308.215	20527.3	ppb	184.232	0.9	115389
As 188.980	77.1638	ppb	1.6437	2.1	51.3724
B 249.678	14.0350	ppb	0.2138	1.5	71.8360
Ba 389.178	407.656	ppb	3.3906	0.8	10869.8
Be 313.042	3.3377	ppb	0.0250	0.7	6645.70
Ca 370.602	44006	ppb	335.4	0.8	169459
Cd 226.502	1.1796	ppb	0.1581	13.4	257.949
Co 228.615	19.8326	ppb	0.3814	1.9	271.051
Cr 267.716	60.6495	ppb	0.3559	0.6	2798.58
Cu 324.754	66.7001	ppb	0.0306	0.0	3703.13
Fe 271.441	90469.7	ppb	667.578	0.7	144582
K 766.491	2787.91	ppb	11.1431	0.4	187953
Mg 279.078	10693.4	ppb	79.0459	0.7	22291.0
Mn 257.610	3542.51	ppb	27.3692	0.8	783343
Mo 202.032	4.0950	ppb	0.2564	6.3	33.9102
Na 330.237	759.946	ppb	69.3655	9.1	1.0115
Ni 231.604	21.2188	ppb	0.9449	4.5	51.9972
Pb 220.353	520.405	ppb	4.2951	0.8	864.713
Sb 206.834	1.9601	ppb	2.1424	109.3	4.9497
Se 196.026	-2.4815	ppb	5.9995	241.8	0.4257
Sn 189.925	19.4571	ppb	0.6510	3.3	20.1540
Sr 216.596	117.593	ppb	1.3703	1.2	1372.02
Ti 334.941	468.355	ppb	3.8690	0.8	147304
Tl 190.794	6.3163	ppb	2.5041	39.6	-8.9733
V 292.401	76.0279	ppb	0.4725	0.6	2250.56
Zn 206.200	921.906	ppb	6.2308	0.7	1480.30

E03182013.vvq. All Data Report 3/20/2013, 10:34:42 AM

680-88348-C-4-Apds (Samp) 3/19/2013, 12:29:15 AM Rack 2, Tube 58

Weight: 1

Volume: 1

Dilution: 1

Label	Replicates Concentration		
Ag 328.068	50.4153	50.3764	51.1167
Al 308.215	100797	100663	100533
As 188.980	2512.41	2502.86	2492.48
B 249.678	1059.05	1063.92	1066.92
Ba 389.178	3839.44	3838.29	3821.89
Be 313.042	64.6534	64.4346	64.4017
Ca 370.602	211296	210569	209605
Cd 226.502	54.3797	54.3365	54.1258
Co 228.615	560.928	556.423	558.884
Cr 267.716	476.685	475.659	473.929
Cu 324.754	587.991	579.460	580.688
Fe 271.441	415932	413515	413716
K 766.491	19419.8	19332.9	19353.1
Mg 279.078	54540.7	54361.1	54279.9
Mn 257.610	16694.2	16627.6	16608.2
Mo 202.032	501.501	502.697	501.089
Na 330.237	8514.50	8510.74	8411.15
Ni 231.604	572.435	561.793	560.495
Pb 220.353	2878.41	2856.44	2855.00
Sb 206.834	496.327	496.101	507.198
Se 196.026	1952.98	1927.38	1933.52
Sn 189.925	1049.26	1048.53	1053.38
Sr 216.596	1024.60	1022.19	1020.11
Ti 334.941	3117.73	3117.24	3103.39
Tl 190.794	1892.61	1891.86	1893.44
V 292.401	844.658	840.408	839.927
Zn 206.200	4693.24	4681.58	4668.68

Label	Sol'n Conc.	Units	SD	%RSD	Int. (c/s)
Ag 328.068	50.6361	ppb	0.4166	0.8	3646.82
Al 308.215	100664	ppb	132.076	0.1	564736
As 188.980	2502.58	ppb	9.9679	0.4	1718.09
B 249.678	1063.29	ppb	3.9700	0.4	8592.00
Ba 389.178	3833.21	ppb	9.8186	0.3	101556
Be 313.042	64.4965	ppb	0.1368	0.2	132637
Ca 370.602	210490	ppb	848.2	0.4	812667
Cd 226.502	54.2807	ppb	0.1358	0.3	2973.84
Co 228.615	558.745	ppb	2.2558	0.4	7009.88
Cr 267.716	475.424	ppb	1.3930	0.3	21809.4
Cu 324.754	582.713	ppb	4.6123	0.8	31250.4
Fe 271.441	414388	ppb	1341.39	0.3	662302
K 766.491	19368.6	ppb	45.5030	0.2	1304569
Mg 279.078	54393.9	ppb	133.495	0.2	113320
Mn 257.610	16643.3	ppb	45.1193	0.3	3680151
Mo 202.032	501.762	ppb	0.8354	0.2	3770.02
Na 330.237	8478.80	ppb	58.6131	0.7	254.698
Ni 231.604	564.908	ppb	6.5515	1.2	1393.24
Pb 220.353	2863.28	ppb	13.1206	0.5	4743.23
Sb 206.834	499.875	ppb	6.3424	1.3	508.400
Se 196.026	1937.96	ppb	13.3640	0.7	984.929
Sn 189.925	1050.39	ppb	2.6133	0.2	1059.79
Sr 216.596	1022.30	ppb	2.2461	0.2	11678.1
Ti 334.941	3112.79	ppb	8.1417	0.3	979511
Tl 190.794	1892.64	ppb	0.7897	0.0	2066.88
V 292.401	841.664	ppb	2.6040	0.3	24805.8
Zn 206.200	4681.17	ppb	12.2859	0.3	37510.19

E03182013.vvq. All Data Report 3/20/2013, 10:34:42 AM

680-88348-B-4-A MS (Samp) 3/19/2013, 12:34:41 AM Rack 2, Tube 59

Weight: 1

Volume: 1

Dilution: 1

Label	Replicates Concentration		
Ag 328.068	47.6275	48.3384	47.4798
Al 308.215	101584	101725	101720
As 188.980	494.881	500.321	496.545
B 249.678	228.280	229.319	230.344
Ba 389.178	1944.74	1946.27	1947.02
Be 313.042	62.4221	62.5665	62.5545
Ca 370.602	177074	176838	177355
Cd 226.502	51.0637	51.4679	51.7436
Co 228.615	144.720	142.207	143.256
Cr 267.716	437.471	438.062	438.406
Cu 324.754	429.840	435.977	430.756
Fe 271.441	472265	471037	473131
K 766.491	18383.5	18436.3	18446.1
Mg 279.078	52131.6	52205.3	52183.6
Mn 257.610	17834.9	17836.3	17842.3
Mo 202.032	106.775	106.979	107.243
Na 330.237	6560.19	6619.61	6564.21
Ni 231.604	207.655	214.398	214.388
Pb 220.353	2219.51	2224.15	2229.08
Sb 206.834	42.4603	29.3627	36.3044
Se 196.026	75.6528	91.6959	72.5532
Sn 189.925	122.197	123.923	122.288
Sr 216.596	546.096	546.982	545.929
Ti 334.941	1987.75	1993.18	1993.28
Tl 190.794	77.7508	75.3264	72.6822
V 292.401	583.449	584.712	583.817
Zn 206.200	4125.68	4131.67	4127.51

Label	Sol'n Conc.	Units	SD	%RSD	Int. (c/s)
Ag 328.068	47.8152	ppb	0.4591	1.0	3466.85
Al 308.215	101676	ppb	80.3565	0.1	570363
As 188.980	497.249	ppb	2.7873	0.6	338.582
B 249.678	229.314	ppb	1.0323	0.5	1557.79
Ba 389.178	1946.01	ppb	1.1628	0.1	52038.6
Be 313.042	62.5143	ppb	0.0801	0.1	128617
Ca 370.602	177089	ppb	258.6	0.1	670950
Cd 226.502	51.4251	ppb	0.3420	0.7	2998.32
Co 228.615	143.395	ppb	1.2621	0.9	1832.59
Cr 267.716	437.979	ppb	0.4729	0.1	20122.4
Cu 324.754	432.191	ppb	3.3104	0.8	23255.5
Fe 271.441	472144	ppb	1051.96	0.2	754536
K 766.491	18422.0	ppb	33.6618	0.2	1240819
Mg 279.078	52173.5	ppb	37.8652	0.1	108677
Mn 257.610	17837.9	ppb	3.9406	0.0	3944317
Mo 202.032	106.999	ppb	0.2349	0.2	789.412
Na 330.237	6581.33	ppb	33.2111	0.5	151.592
Ni 231.604	212.147	ppb	3.8905	1.8	528.198
Pb 220.353	2224.25	ppb	4.7873	0.2	3686.60
Sb 206.834	36.0425	ppb	6.5527	18.2	50.5564
Se 196.026	79.9673	ppb	10.2748	12.8	47.9102
Sn 189.925	122.803	ppb	0.9712	0.8	124.423
Sr 216.596	546.336	ppb	0.5657	0.1	6365.37
Ti 334.941	1991.40	ppb	3.1645	0.2	626720
Tl 190.794	75.2531	ppb	2.5351	3.4	6.5609
V 292.401	583.993	ppb	0.6497	0.1	17252.4
Zn 206.200	4128.29	ppb	3.0690	0.1	6623.29

E03182013.vvq. All Data Report 3/20/2013, 10:34:42 AM

680-88348-B-4-B MSD (Samp) 3/19/2013, 12:40:07 AM Rack 2, Tube 60**Weight: 1****Volume: 1****Dilution: 1**

Label	Replicates Concentration		
Ag 328.068	49.7481	50.2284	50.2975
Al 308.215	102226	102357	102158
As 188.980	491.306	496.355	489.285
B 249.678	235.652	233.742	235.204
Ba 389.178	1827.81	1836.78	1828.35
Be 313.042	63.5823	63.8993	63.6313
Ca 370.602	166489	167070	166867
Cd 226.502	53.1609	53.1744	52.3698
Co 228.615	138.405	142.851	142.149
Cr 267.716	469.897	472.184	470.339
Cu 324.754	430.387	433.674	429.263
Fe 271.441	481471	483333	481563
K 766.491	18304.9	18264.8	18227.1
Mg 279.078	46627.6	46809.5	46598.7
Mn 257.610	15262.5	15302.8	15266.6
Mo 202.032	111.134	111.472	110.601
Na 330.237	7634.61	7619.68	7940.29
Ni 231.604	196.030	195.610	196.566
Pb 220.353	2282.44	2293.18	2271.75
Sb 206.834	41.3487	42.8605	46.4005
Se 196.026	77.9414	98.7258	83.8648
Sn 189.925	149.188	157.117	155.933
Sr 216.596	543.740	545.010	544.253
Ti 334.941	2034.90	2045.04	2037.29
Tl 190.794	63.4474u	66.4957	62.0092u
V 292.401	538.210	540.339	538.280
Zn 206.200	4249.71	4271.52	4241.58

Label	Sol'n Conc.	Units	SD	%RSD	Int. (c/s)
Ag 328.068	50.0913	ppb	0.2992	0.6	3620.23
Al 308.215	102247	ppb	100.992	0.1	573563
As 188.980	492.315	ppb	3.6415	0.7	335.005
B 249.678	234.866	ppb	0.9989	0.4	1596.64
Ba 389.178	1830.98	ppb	5.0310	0.3	49013.6
Be 313.042	63.7043	ppb	0.1707	0.3	131068
Ca 370.602	166809	ppb	294.9	0.2	628206
Cd 226.502	52.9017	ppb	0.4607	0.9	3074.17
Co 228.615	141.135	ppb	2.3903	1.7	1805.61
Cr 267.716	470.807	ppb	1.2131	0.3	21609.3
Cu 324.754	431.108	ppb	2.2920	0.5	23201.4
Fe 271.441	482122	ppb	1049.49	0.2	770481
K 766.491	18265.6	ppb	38.9076	0.2	1230288
Mg 279.078	46678.6	ppb	114.271	0.2	97251.5
Mn 257.610	15277.3	ppb	22.1355	0.1	3378346
Mo 202.032	111.069	ppb	0.4390	0.4	819.728
Na 330.237	7731.53	ppb	180.948	2.3	207.327
Ni 231.604	196.069	ppb	0.4791	0.2	488.898
Pb 220.353	2282.46	ppb	10.7153	0.5	3782.39
Sb 206.834	43.5366	ppb	2.5929	6.0	58.5496
Se 196.026	86.8440	ppb	10.7077	12.3	50.7903
Sn 189.925	154.079	ppb	4.2769	2.8	155.956
Sr 216.596	544.334	ppb	0.6390	0.1	6345.79
Ti 334.941	2039.08	ppb	5.3037	0.3	641691
Tl 190.794	63.9841	ppb	2.2909	3.6	-2.9013
V 292.401	538.943	ppb	1.2095	0.2	15917.8
Zn 206.200	4254.27	ppb	15.4780	0.4	6825.30

E03182013.wvq. All Data Report 3/20/2013, 10:34:42 AM

Cont Calib Verif (CCV) 3/19/2013, 12:45:33 AM Rack 3, Tube 1
 Weight: 1 Volume: 1 Dilution: 1

Label	Replicates Concentration		
Ag 328.068	498.773	494.654	495.922
Al 308.215	4963.27	4950.21	4931.48
As 188.980	469.380	459.579	463.807
B 249.678	2497.81	2511.68	2533.09
Ba 389.178	4855.41	4843.19	4872.54
Be 313.042	487.714	485.782	488.954
Ca 370.602	4857	4837	4875
Cd 226.502	492.929	491.974	495.020
Co 228.615	490.383	487.470	488.403
Cr 267.716	4866.06	4856.96	4899.89
Cu 324.754	4684.86	4801.94	4867.82
Fe 271.441	5041.66	5016.26	5066.02
K 766.491	9464.50	9398.69	9429.19
Mg 279.078	4868.64	4856.34	4886.54
Mn 257.610	4940.66	4944.81	4964.59
Mo 202.032	490.256	487.440	489.976
Na 330.237	7323.00	7569.85	7233.48
Ni 231.604	2465.23	2470.11	2486.13
Pb 220.353	491.714	491.973	496.578
Sb 206.834	918.728	911.614	928.055
Se 196.026	4781.44	4779.17	4814.75
Sn 189.925	4892.24	4913.50	4920.25
Sr 216.596	2427.03	2421.19	2442.40
Ti 334.941	477.115	476.276	479.862
Tl 190.794	4954.04	4890.76	4940.01
V 292.401	4867.31	4849.93	4874.83
Zn 206.200	2433.71	2427.19	2445.53

Label	Sol'n Conc.	Units	SD	%RSD	Int. (c/s)	QC Value
Ag 328.068	496.450	ppb	2.1096	0.4	35855.0	99.28991
Al 308.215	4948.32	ppb	15.9780	0.3	28024.1	98.96638
As 188.980	464.255	ppb	4.9159	1.1	317.640	92.85109
B 249.678	2514.19	ppb	17.7723	0.7	21086.9	100.56773
Ba 389.178	4857.05	ppb	14.7454	0.3	127670	97.14098
Be 313.042	487.483	ppb	1.5982	0.3	1004202	97.49665
Ca 370.602	4857	ppb	19.17	0.4	19541	97.13203
Cd 226.502	493.308	ppb	1.5581	0.3	18406.0	98.66154
Co 228.615	488.752	ppb	1.4879	0.3	6093.79	97.75035
Cr 267.716	4874.30	ppb	22.6260	0.5	221925	97.48605
Cu 324.754	4784.87	ppb	92.6669	1.9	254531	95.69745
Fe 271.441	5041.31	ppb	24.8841	0.5	8174.04	100.82627
K 766.491	9430.79	ppb	32.9329	0.3	635314	94.30794
Mg 279.078	4870.51	ppb	15.1861	0.3	10105.8	97.41013
Mn 257.610	4950.02	ppb	12.7854	0.3	1094188	99.00037
Mo 202.032	489.224	ppb	1.5513	0.3	3688.81	97.84483
Na 330.237	7375.44	ppb	174.213	2.4	359.128	98.33924
Ni 231.604	2473.82	ppb	10.9362	0.4	6072.38	98.95288
Pb 220.353	493.422	ppb	2.7368	0.6	819.809	98.68433
Sb 206.834	919.466	ppb	8.2451	0.9	966.572	36.77864Q
Se 196.026	4791.79	ppb	19.9173	0.4	2419.77	95.83575
Sn 189.925	4908.66	ppb	14.6199	0.3	4950.23	98.17325
Sr 216.596	2430.21	ppb	10.9596	0.5	27288.5	97.20824
Ti 334.941	477.751	ppb	1.8757	0.4	150217	95.55018
Tl 190.794	4928.27	ppb	33.2350	0.7	5558.24	98.56535
V 292.401	4864.02	ppb	12.7749	0.3	143422	97.28047
Zn 206.200	2435.48	ppb	9.2949	0.4	3893.35	97.41908

Cont Calib Blank (CCB) 3/19/2013, 12:50:59 AM Rack 3, Tube 2
Weight: 1 Volume: 1 Dilution: 1

Label	Replicates Concentration		
Ag 328.068	-1.3531u	0.0386	0.8201
Al 308.215	-4.9202u	-4.4284u	-2.1130u
As 188.980	0.1257	-2.6672u	2.3653
B 249.678	26.7574	23.0537	21.2400
Ba 389.178	0.6388	0.5837	0.4125
Be 313.042	0.0723	0.0780	0.1078
Ca 370.602	0.7609	8.783	9.639
Cd 226.502	-0.1240u	0.0809	0.0882
Co 228.615	0.0589	0.4075	-0.0048u
Cr 267.716	0.5834	0.8160	1.2900
Cu 324.754	0.5768	0.9032	1.0346
Fe 271.441	12.1716	9.7517	12.7089
K 766.491	1.7615	1.7016	2.8685
Mg 279.078	3.1352	1.7907	2.7741
Mn 257.610	1.0788	1.1367	1.7440
Mo 202.032	0.0642	0.5425	0.4007
Na 330.237	-33.0928u	-251.846u	-68.8330u
Ni 231.604	1.6936	1.4084	1.2695
Pb 220.353	-2.7574u	2.3258	-0.2790u
Sb 206.834	1.9047	4.6283	-0.1684u
Se 196.026	4.9519	2.6779	6.1384
Sn 189.925	0.6646	2.1704	-0.7604u
Sr 216.596	1.0995	0.3845	0.3342
Ti 334.941	0.3820	0.3118	0.4611
Tl 190.794	4.8785	2.6545	2.4652
V 292.401	1.1061	0.8490	1.3649
Zn 206.200	0.3435	0.0485	0.9351

Label	Sol'n Conc.	Units	SD	%RSD	Int. (c/s)	QC Value
Ag 328.068	-0.1648	ppb	1.1008	667.9	-64.1570	-0.16480
Al 308.215	-3.8205	ppb	1.4991	39.2	280.349	-3.82053
As 188.980	-0.0587	ppb	2.5213	4292.6	-1.4763	-0.05874
B 249.678	23.6837	ppb	2.8121	11.9	228.013	23.68371
Ba 389.178	0.5450	ppb	0.1180	21.7	-7.2133	0.54500
Be 313.042	0.0860	ppb	0.0190	22.1	-67.5652	0.08603
Ca 370.602	6.395	ppb	4.898	76.6	34.30	6.39450
Cd 226.502	0.0150	ppb	0.1205	802.8	8.5919	0.01501
Co 228.615	0.1539	ppb	0.2220	144.2	16.6942	0.15387
Cr 267.716	0.8965	ppb	0.3601	40.2	42.6787	0.89645
Cu 324.754	0.8382	ppb	0.2357	28.1	173.176	0.83819
Fe 271.441	11.5440	ppb	1.5753	13.6	22.7333	11.54405
K 766.491	2.1106	ppb	0.6571	31.1	345.113	2.11056
Mg 279.078	2.5666	ppb	0.6958	27.1	25.3905	2.56662
Mn 257.610	1.3198	ppb	0.3685	27.9	325.031	1.31983
Mo 202.032	0.3358	ppb	0.2456	73.2	10.4013	0.33579
Na 330.237	-117.924	ppb	117.348	99.5	-6.5220	-117.92387
Ni 231.604	1.4572	ppb	0.2162	14.8	1.7176	1.45716
Pb 220.353	-0.2369	ppb	2.5419	1073.1	2.4876	-0.23687
Sb 206.834	2.1215	ppb	2.4057	113.4	2.4848	2.12151
Se 196.026	4.5894	ppb	1.7585	38.3	2.5622	4.58941
Sn 189.925	0.6915	ppb	1.4656	211.9	1.2114	0.69153
Sr 216.596	0.6061	ppb	0.4280	70.6	13.0163	0.60609
Ti 334.941	0.3850	ppb	0.0747	19.4	12.9021	0.38498
Tl 190.794	3.3328	ppb	1.3420	40.3	2.7137	3.33275
V 292.401	1.1067	ppb	0.2580	23.3	31.6106	1.10668
Zn 206.200	0.4424	ppb	0.4515	214.1	3.21291	0.44235

E03182013.vvq. All Data Report 3/20/2013, 10:34:42 AM

680-88348-B-17-A (Samp) 3/19/2013, 12:56:26 AM Rack 3, Tube 3

Weight: 1

Volume: 1

Dilution: 1

Label	Replicates Concentration		
Ag 328.068	1.4770	2.1072	2.0818
Al 308.215	67979.5	67908.8	67977.9
As 188.980	108.933	110.736	108.830
B 249.678	-35.1165u	-34.9146u	-34.2294u
Ba 389.178	1787.34	1788.08	1786.95
Be 313.042	6.1451	6.1496	6.1434
Ca 370.602	37954	37913	37948
Cd 226.502	11.1431	11.1792	11.2917
Co 228.615	75.6169	74.0701	73.8109
Cr 267.716	298.330	297.997	298.281
Cu 324.754	4254.23	4318.47	4301.10
Fe 271.441	411637	410802	412153
K 766.491	8269.31	8278.04	8290.49
Mg 279.078	7471.93	7458.88	7471.16
Mn 257.610	5118.64	5121.69	5123.95
Mo 202.032	17.9581	17.9094	17.4979
Na 330.237	34.1189u	-188.672u	130.046u
Ni 231.604	133.765	132.759	132.580
Pb 220.353	2389.77	2389.77	2387.00
Sb 206.834	19.7894	19.1779	19.3258
Se 196.026	8.8312	19.5096	-1.5356
Sn 189.925	76.4990	73.0513	74.8838
Sr 216.596	142.036	142.748	141.532
Ti 334.941	926.799	926.428	925.892
Tl 190.794	9.1833u	10.4559u	8.1497u
V 292.401	220.029	220.237	220.558
Zn 206.200	6321.84	6310.47	6308.22

Label	Sol'n Conc.	Units	SD	%RSD	Int. (c/s)
Ag 328.068	1.8887	ppb	0.3568	18.9	100.370
Al 308.215	67955.4	ppb	40.3667	0.1	381298
As 188.980	109.499	ppb	1.0719	1.0	70.9916
B 249.678	-34.7535	ppb	0.4650	1.3	-603.932
Ba 389.178	1787.46	ppb	0.5735	0.0	47639.4
Be 313.042	6.1460	ppb	0.0032	0.1	12422.3
Ca 370.602	37938	ppb	21.72	0.1	111844
Cd 226.502	11.2046	ppb	0.0775	0.7	1361.05
Co 228.615	74.4993	ppb	0.9765	1.3	951.672
Cr 267.716	298.203	ppb	0.1802	0.1	13693.4
Cu 324.754	4291.27	ppb	33.2326	0.8	228446
Fe 271.441	411531	ppb	682.060	0.2	657660
K 766.491	8279.28	ppb	10.6448	0.1	557766
Mg 279.078	7467.32	ppb	7.3236	0.1	15576.4
Mn 257.610	5121.43	ppb	2.6666	0.1	1133150
Mo 202.032	17.7885	ppb	0.2528	1.4	120.261
Na 330.237	-8.1686	ppb	163.513	2001.7	-181.135
Ni 231.604	133.034	ppb	0.6386	0.5	332.768
Pb 220.353	2388.85	ppb	1.5970	0.1	3957.76
Sb 206.834	19.4310	ppb	0.3190	1.6	31.9213
Se 196.026	8.9351	ppb	10.5230	117.8	8.4971
Sn 189.925	74.8113	ppb	1.7249	2.3	75.9590
Sr 216.596	142.105	ppb	0.6111	0.4	1781.64
Ti 334.941	926.373	ppb	0.4560	0.0	291424
Tl 190.794	9.2630	ppb	1.1551	12.5	-40.9474
V 292.401	220.275	ppb	0.2670	0.1	6505.53
Zn 206.200	6313.51	ppb	7.3020	0.1	10129.6

680-88348-B-22-A (Samp) 3/19/2013, 1:01:52 AM Rack 3, Tube 4
Weight: 1 Volume: 1 Dilution: 1

Label	Replicates Concentration		
Ag 328.068	1.5946	1.2212	0.8724
Al 308.215	95168.7	95138.1	94913.2
As 188.980	209.719	212.371	206.393
B 249.678	41.3587	39.1090	39.9524
Ba 389.178	2742.89	2750.13	2741.02
Be 313.042	11.5542	11.5555	11.5288
Ca 370.602	310804	311861	309534
Cd 226.502	18.8818	18.6258	18.7684
Co 228.615	87.5160	87.3096	87.9226
Cr 267.716	324.082	324.631	323.740
Cu 324.754	768.249	770.906	769.977
Fe 271.441	261863	261494	261041
K 766.491	11694.9	11693.1	11670.2
Mg 279.078	154397	154267	154071
Mn 257.610	14059.9	14082.0	14064.7
Mo 202.032	15.8136	16.8141	15.6542
Na 330.237	549.130u	581.786u	543.747u
Ni 231.604	130.387	132.870	132.555
Pb 220.353	2665.29	2664.91	2661.35
Sb 206.834	18.7174	27.0849	22.3495
Se 196.026	-7.2741	2.9404	-8.2003
Sn 189.925	186.347	181.391	187.524
Sr 216.596	745.160	745.559	743.828
Ti 334.941	2118.47	2120.26	2114.74
Tl 190.794	30.4758u	36.4639u	31.3336u
V 292.401	333.374	332.374	332.262
Zn 206.200	6599.61	6589.79	6570.62

Label	Sol'n Conc.	Units	SD	%RSD	Int. (c/s)
Ag 328.068	1.2294	ppb	0.3612	29.4	64.5249
Al 308.215	95073.3	ppb	139.550	0.1	533335
As 188.980	209.495	ppb	2.9952	1.4	143.860
B 249.678	40.1400	ppb	1.1365	2.8	148.292
Ba 389.178	2744.68	ppb	4.8143	0.2	72997.1
Be 313.042	11.5462	ppb	0.0150	0.1	23646.0
Ca 370.602	310733	ppb	1165	0.4	1234908
Cd 226.502	18.7587	ppb	0.1282	0.7	1303.51
Co 228.615	87.5827	ppb	0.3119	0.4	1153.69
Cr 267.716	324.151	ppb	0.4496	0.1	14879.4
Cu 324.754	769.711	ppb	1.3486	0.2	41137.2
Fe 271.441	261466	ppb	411.686	0.2	417854
K 766.491	11686.1	ppb	13.7293	0.1	787193
Mg 279.078	154245	ppb	164.213	0.1	321725
Mn 257.610	14068.9	ppb	11.6383	0.1	3111325
Mo 202.032	16.0939	ppb	0.6287	3.9	115.047
Na 330.237	558.221	ppb	20.5845	3.7	-118.088
Ni 231.604	131.938	ppb	1.3518	1.0	327.186
Pb 220.353	2663.85	ppb	2.1715	0.1	4413.89
Sb 206.834	22.7173	ppb	4.1959	18.5	32.1513
Se 196.026	-4.1780	ppb	6.1821	148.0	3.2399
Sn 189.925	185.087	ppb	3.2548	1.8	187.298
Sr 216.596	744.849	ppb	0.9067	0.1	8527.90
Ti 334.941	2117.82	ppb	2.8146	0.1	666989
Tl 190.794	32.7578	ppb	3.2381	9.9	-13.8010
V 292.401	332.670	ppb	0.6123	0.2	9850.22
Zn 206.200	6586.67	ppb	14.7453	0.2	10567.8

E03182013.wvq. All Data Report 3/20/2013, 10:34:42 AM

680-88310-C-1-A (Samp) 3/19/2013, 1:07:18 AM Rack 3, Tube 5

Weight: 1

Volume: 1

Dilution: 1

Label	Replicates Concentration		
Ag 328.068	9.6581	9.8467	9.0688
Al 308.215	8809.37	8830.90	8814.87
As 188.980	16.0831	11.2517	9.8860
B 249.678	62.5644	63.3630	63.3291
Ba 389.178	393.074	394.395	393.075
Be 313.042	0.7918	0.7702	0.7958
Ca 370.602	18894	18873	18882
Cd 226.502	1.3915	1.2531	1.2751
Co 228.615	6.1673	5.8201	6.0682
Cr 267.716	19.8196	19.8030	19.8123
Cu 324.754	253.427	256.726	253.854
Fe 271.441	15584.8	15576.0	15579.1
K 766.491	5850.08	5857.89	5866.02
Mg 279.078	3319.82	3317.48	3305.57
Mn 257.610	164.142	163.971	163.421
Mo 202.032	12.8562	12.3741	12.7132
Na 330.237	711.271	947.563	594.882
Ni 231.604	18.3847	17.4046	17.4000
Pb 220.353	46.3042	42.6573	44.6118
Sb 206.834	4.2928	-3.2058u	0.9770
Se 196.026	8.2431	14.9039	5.2446
Sn 189.925	53.5840	55.7760	52.5951
Sr 216.596	140.180	141.643	141.840
Ti 334.941	71.5017	71.3628	71.2378
Tl 190.794	0.6801u	1.3555u	-4.6283u
V 292.401	12.1995	12.5831	12.2981
Zn 206.200	882.665	887.751	883.532

Label	Sol'n Conc.	Units	SD	%RSD	Int. (c/s)
Ag 328.068	9.5245	ppb	0.4058	4.3	632.202
Al 308.215	8818.38	ppb	11.1881	0.1	49744.2
As 188.980	12.4069	ppb	3.2561	26.2	7.1706
B 249.678	63.0855	ppb	0.4516	0.7	545.134
Ba 389.178	393.515	ppb	0.7621	0.2	10355.9
Be 313.042	0.7859	ppb	0.0138	1.8	1379.52
Ca 370.602	18883	ppb	10.48	0.1	75048
Cd 226.502	1.3066	ppb	0.0744	5.7	92.1591
Co 228.615	6.0185	ppb	0.1788	3.0	90.5689
Cr 267.716	19.8116	ppb	0.0083	0.0	908.214
Cu 324.754	254.669	ppb	1.7941	0.7	13675.9
Fe 271.441	15580.0	ppb	4.4812	0.0	24902.7
K 766.491	5858.00	ppb	7.9727	0.1	394706
Mg 279.078	3314.29	ppb	7.6428	0.2	6934.51
Mn 257.610	163.845	ppb	0.3767	0.2	36309.1
Mo 202.032	12.6478	ppb	0.2476	2.0	102.453
Na 330.237	751.239	ppb	179.705	23.9	26.5431
Ni 231.604	17.7298	ppb	0.5672	3.2	41.9776
Pb 220.353	44.5244	ppb	1.8250	4.1	76.4217
Sb 206.834	0.6880	ppb	3.7576	546.2	1.4406
Se 196.026	9.4638	ppb	4.9440	52.2	5.1558
Sn 189.925	53.9850	ppb	1.6279	3.0	54.9600
Sr 216.596	141.221	ppb	0.9067	0.6	1602.96
Ti 334.941	71.3674	ppb	0.1320	0.2	22363.4
Tl 190.794	-0.8642	ppb	3.2772	379.2	-3.8820
V 292.401	12.3602	ppb	0.1992	1.6	361.737
Zn 206.200	884.650	ppb	2.7211	0.3	1420.66

E03182013.wvq. All Data Report 3/20/2013, 10:34:42 AM

680-88339-B-14-A (Samp) **3/19/2013, 1:12:45 AM** **Rack 3, Tube 6**
Weight: 1 **Volume: 1** **Dilution: 1**

Label	Replicates Concentration		
Ag 328.068	-3.8003u	-3.4071u	-4.3178u
Al 308.215	200169	200612	200324
As 188.980	160.785	158.357	162.370
B 249.678	314.950	318.483	321.095
Ba 389.178	1941.30	1944.19	1948.37
Be 313.042	37.6326	37.6931	37.7158
Ca 370.602	883729x	879748x	882627x
Cd 226.502	1.3851	1.6446	1.2707
Co 228.615	19.7524	20.2013	20.5290
Cr 267.716	132.637	133.171	133.638
Cu 324.754	874.466	869.677	878.836
Fe 271.441	104936	105142	105177
K 766.491	51745.7x	51792.2x	51865.9x
Mg 279.078	177750	177987	177993
Mn 257.610	11710.7	11711.3	11727.5
Mo 202.032	7.1101	7.7421	6.9333
Na 330.237	4658.74	4674.06	4342.61
Ni 231.604	84.2845	81.2852	85.0162
Pb 220.353	1512.92	1519.62	1513.85
Sb 206.834	42.4298	44.9529	51.7665
Se 196.026	-11.0992u	-5.8297	-4.2219
Sn 189.925	211.390	222.615	216.690
Sr 216.596	1636.48	1638.11	1639.80
Ti 334.941	4676.44	4680.09	4700.49
Tl 190.794	29.3549	29.6976	29.6130
V 292.401	283.178	284.722	284.299
Zn 206.200	703.026	705.002	706.154

Label	Sol'n Conc.	Units	SD	%RSD	Int. (c/s)
Ag 328.068	-3.8417b	ppb	0.4568	11.9	-353.299
Al 308.215	200368b	ppb	224.906	0.1	1123680
As 188.980	160.504b	ppb	2.0209	1.3	117.545
B 249.678	318.176b	ppb	3.0840	1.0	2607.68
Ba 389.178	1944.62b	ppb	3.5550	0.2	51790.5
Be 313.042	37.6805b	ppb	0.0430	0.1	77739.1
Ca 370.602	882035xb	ppb	2055	0.2	3569861
Cd 226.502	1.4334b	ppb	0.1916	13.4	302.392
Co 228.615	20.1609b	ppb	0.3899	1.9	395.118
Cr 267.716	133.148b	ppb	0.5012	0.4	6144.15
Cu 324.754	874.326b	ppb	4.5813	0.5	46651.4
Fe 271.441	105085b	ppb	130.041	0.1	167941
K 766.491	51801.3xb	ppb	60.6333	0.1	3488725
Mg 279.078	177910b	ppb	138.836	0.1	371091
Mn 257.610	11716.5b	ppb	9.5530	0.1	2591118
Mo 202.032	7.2618b	ppb	0.4252	5.9	56.6363
Na 330.237	4558.47b	ppb	187.100	4.1	162.046
Ni 231.604	83.5287b	ppb	1.9770	2.4	205.333
Pb 220.353	1515.46b	ppb	3.6300	0.2	2508.51
Sb 206.834	46.3830b	ppb	4.8298	10.4	50.7170
Se 196.026	-7.0502b	ppb	3.5975	51.0	0.2650
Sn 189.925	216.898b	ppb	5.6155	2.6	219.669
Sr 216.596	1638.13b	ppb	1.6619	0.1	18572.8
Ti 334.941	4685.67b	ppb	12.9610	0.3	1474944
Tl 190.794	29.5552b	ppb	0.1785	0.6	2.4069
V 292.401	284.067b	ppb	0.7982	0.3	8471.49
Zn 206.200	704.727b	ppb	1.5820	0.2	3131.63

E03182013.vvq. All Data Report 3/20/2013, 10:34:42 AM

680-88339-B-6-A (Samp) **3/19/2013, 1:18:11 AM** **Rack 3, Tube 7**
Weight: 1 **Volume: 1** **Dilution: 1**

Label	Replicates Concentration		
Ag 328.068	-0.9475u	-1.3689u	-1.3786u
Al 308.215	83671.2	98492.4	87543.1
As 188.980	183.856	232.393	202.074
B 249.678	49.7258	53.6685	48.8026
Ba 389.178	1428.51	1702.81	1495.37
Be 313.042	9.1530	10.9221	9.5767
Ca 370.602	117664	141784	125264
Cd 226.502	-0.2586	2.7942	0.5633
Co 228.615	35.5173	42.8064	36.8519
Cr 267.716	129.749	155.738	136.760
Cu 324.754	1255.05	1429.22	1251.99
Fe 271.441	208258	249022	217964
K 766.491	9287.35	10583.3	9485.96
Mg 279.078	16672.3	19795.2	17390.5
Mn 257.610	3303.25	3929.61	3440.78
Mo 202.032	10.3214	11.7209	11.4473
Na 330.237	1166.25u	793.412u	907.762u
Ni 231.604	79.0157	97.8567	83.3332
Pb 220.353	1918.83	2288.35	2000.53
Sb 206.834	39.3161	55.4456	43.0091
Se 196.026	-0.7785	4.0277	-4.7267u
Sn 189.925	112.157	129.039	115.690
Sr 216.596	631.154	757.807	662.966
Ti 334.941	2284.66	2735.60	2400.29
Tl 190.794	7.4343u	3.6073u	9.7506u
V 292.401	331.884	397.304	347.631
Zn 206.200	1642.72	1953.13	1711.92

Label	Sol'n Conc.	Units	SD	%RSD	Int. (c/s)
Ag 328.068	-1.2317	ppb	0.2461	20.0	-155.146
Al 308.215	89902.2	ppb	7687.07	8.6	504342
As 188.980	206.108	ppb	24.5182	11.9	139.880
B 249.678	50.7323	ppb	2.5844	5.1	267.865
Ba 389.178	1542.23	ppb	143.027	9.3	40926.3
Be 313.042	9.8839	ppb	0.9237	9.3	20161.1
Ca 370.602	128237	ppb	12332	9.6	497915
Cd 226.502	1.0330	ppb	1.5797	152.9	556.856
Co 228.615	38.3918	ppb	3.8809	10.1	554.183
Cr 267.716	140.749	ppb	13.4460	9.6	6477.64
Cu 324.754	1312.08	ppb	101.451	7.7	69966.1
Fe 271.441	225081	ppb	21293.3	9.5	359703
K 766.491	9785.52	ppb	697.961	7.1	659203
Mg 279.078	17952.7	ppb	1635.55	9.1	37444.0
Mn 257.610	3557.88	ppb	329.192	9.3	787134
Mo 202.032	11.1632	ppb	0.7417	6.6	79.7220
Na 330.237	955.808	ppb	191.006	20.0	-51.9997
Ni 231.604	86.7352	ppb	9.8705	11.4	215.475
Pb 220.353	2069.24	ppb	194.106	9.4	3426.95
Sb 206.834	45.9236	ppb	8.4505	18.4	52.7536
Se 196.026	-0.4925	ppb	4.3842	890.2	2.2307
Sn 189.925	118.962	ppb	8.9043	7.5	120.530
Sr 216.596	683.975	ppb	65.8885	9.6	7809.07
Ti 334.941	2473.52	ppb	234.218	9.5	778187
Tl 190.794	6.9308	ppb	3.1024	44.8	-21.8141
V 292.401	358.940	ppb	34.1448	9.5	10645.0
Zn 206.200	1769.25	ppb	162.955	9.2	2839.49

E03182013.wvq. All Data Report 3/20/2013, 10:34:42 AM

680-88339-B-8-A (Samp) **3/19/2013, 1:23:37 AM** **Rack 3, Tube 8**
Weight: 1 **Volume: 1** **Dilution: 1**

Label	Replicates Concentration		
Ag 328.068	-2.3375u	-1.7684u	-1.5073u
Al 308.215	99684.6	98909.4	100032
As 188.980	32.6369	23.1182	20.9317
B 249.678	5.6799u	5.3022u	5.8945u
Ba 389.178	102.342	100.995	101.328
Be 313.042	1.4613	1.4490	1.4607
Ca 370.602	5349	5344	5360
Cd 226.502	-1.1131	-1.0275	-1.0945
Co 228.615	7.3542	7.1528	7.6834
Cr 267.716	103.747	102.319	103.825
Cu 324.754	47.4070	47.4511	47.6423
Fe 271.441	102463	101696	102690
K 766.491	2761.01	2730.69	2745.21
Mg 279.078	2163.27	2143.85	2172.22
Mn 257.610	397.284	393.557	398.264
Mo 202.032	4.3571	4.7956	5.1380
Na 330.237	184.386u	156.223u	360.932u
Ni 231.604	32.7258	32.4880	30.4687
Pb 220.353	57.9263	62.5523	62.8799
Sb 206.834	-3.0057	-1.2821	-5.4473u
Se 196.026	-12.1906u	-2.9801u	1.9966
Sn 189.925	15.7480	17.1257	17.0571
Sr 216.596	41.5414	41.3672	42.2089
Ti 334.941	927.341	914.237	926.829
Tl 190.794	2.6980u	0.9302u	-4.1190u
V 292.401	245.724	243.323	245.966
Zn 206.200	91.6885	92.4572	91.9910

Label	Sol'n Conc.	Units	SD	%RSD	Int. (c/s)
Ag 328.068	-1.8711	ppb	0.4245	22.7	-186.486
Al 308.215	99541.9	ppb	574.656	0.6	558389
As 188.980	25.5623	ppb	6.2236	24.3	15.3886
B 249.678	5.6255	ppb	0.2999	5.3	-8.0889
Ba 389.178	101.555	ppb	0.7017	0.7	2818.03
Be 313.042	1.4570	ppb	0.0069	0.5	2758.16
Ca 370.602	5351	ppb	7.934	0.1	11429
Cd 226.502	-1.0784	ppb	0.0450	4.2	199.566
Co 228.615	7.3968	ppb	0.2679	3.6	129.592
Cr 267.716	103.297	ppb	0.8478	0.8	4730.29
Cu 324.754	47.5001	ppb	0.1251	0.3	2683.95
Fe 271.441	102283	ppb	520.909	0.5	163460
K 766.491	2745.64	ppb	15.1640	0.6	185106
Mg 279.078	2159.78	ppb	14.5035	0.7	4509.64
Mn 257.610	396.368	ppb	2.4838	0.6	87922.3
Mo 202.032	4.7636	ppb	0.3914	8.2	38.0301
Na 330.237	233.847	ppb	110.956	47.4	-27.1537
Ni 231.604	31.8941	ppb	1.2402	3.9	78.4563
Pb 220.353	61.1195	ppb	2.7703	4.5	101.821
Sb 206.834	-3.2450	ppb	2.0929	64.5	0.4067
Se 196.026	-4.3914	ppb	7.1981	163.9	-1.2631
Sn 189.925	16.6436	ppb	0.7764	4.7	17.2971
Sr 216.596	41.7058	ppb	0.4443	1.1	518.781
Ti 334.941	922.802	ppb	7.4220	0.8	290235
Tl 190.794	-0.1636	ppb	3.5377	2162.4	-12.1647
V 292.401	245.004	ppb	1.4609	0.6	7252.04
Zn 206.200	92.0456	ppb	0.3873	0.4	148.765

E03182013.wvq. All Data Report 3/20/2013, 10:34:42 AM

680-88339-B-9-A (Samp) **3/19/2013, 1:29:04 AM** **Rack 3, Tube 9**
Weight: 1 **Volume: 1** **Dilution: 1**

Label	Replicates Concentration		
Ag 328.068	-0.6881u	-1.0951u	-0.8962u
Al 308.215	115787	115762	116084
As 188.980	24.0900	22.1220	31.5681
B 249.678	-3.2338u	-3.2069u	-3.2112u
Ba 389.178	105.316	104.766	104.994
Be 313.042	1.7090	1.7119	1.7108
Ca 370.602	4749	4745	4781
Cd 226.502	-1.3960	-1.4941	-1.3995
Co 228.615	6.8450	7.7741	7.4245
Cr 267.716	139.029	139.003	139.530
Cu 324.754	45.1015	45.4914	44.8250
Fe 271.441	134870	135067	135772
K 766.491	2522.16	2531.65	2530.28
Mg 279.078	2268.33	2266.81	2272.22
Mn 257.610	91.2388	91.0597	91.4139
Mo 202.032	5.1725	4.7812	5.3023
Na 330.237	553.416u	144.005u	368.805u
Ni 231.604	31.3625	29.3519	33.4317
Pb 220.353	61.4155	60.6098	64.8457
Sb 206.834	-7.6201u	-0.4524	0.6966
Se 196.026	-0.2076	-1.1197	-11.1222u
Sn 189.925	18.0058	16.3210	16.5190
Sr 216.596	44.0223	44.8502	43.8836
Ti 334.941	750.785	750.685	749.792
Tl 190.794	-7.6712u	-3.5430u	-0.7382u
V 292.401	299.014	299.800	300.684
Zn 206.200	81.8723	81.9769	81.3464

Label	Sol'n Conc.	Units	SD	%RSD	Int. (c/s)
Ag 328.068	-0.8931	ppb	0.2035	22.8	-116.840
Al 308.215	115878	ppb	179.099	0.2	649976
As 188.980	25.9267	ppb	4.9837	19.2	15.3716
B 249.678	-3.2173	ppb	0.0145	0.4	-109.594
Ba 389.178	105.026	ppb	0.2764	0.3	2962.55
Be 313.042	1.7105	ppb	0.0015	0.1	3279.65
Ca 370.602	4758	ppb	19.75	0.4	5565
Cd 226.502	-1.4299	ppb	0.0557	3.9	261.380
Co 228.615	7.3478	ppb	0.4692	6.4	122.930
Cr 267.716	139.187	ppb	0.2971	0.2	6369.98
Cu 324.754	45.1393	ppb	0.3348	0.7	2568.16
Fe 271.441	135236	ppb	474.463	0.4	216121
K 766.491	2528.03	ppb	5.1287	0.2	170452
Mg 279.078	2269.12	ppb	2.7903	0.1	4743.66
Mn 257.610	91.2374	ppb	0.1771	0.2	20565.4
Mo 202.032	5.0853	ppb	0.2713	5.3	38.6379
Na 330.237	355.409	ppb	205.034	57.7	-29.3037
Ni 231.604	31.3820	ppb	2.0400	6.5	77.8415
Pb 220.353	62.2903	ppb	2.2493	3.6	103.492
Sb 206.834	-2.4586	ppb	4.5068	183.3	2.3026
Se 196.026	-4.1498	ppb	6.0554	145.9	-1.0216
Sn 189.925	16.9486	ppb	0.9209	5.4	17.6035
Sr 216.596	44.2521	ppb	0.5227	1.2	561.467
Ti 334.941	750.420	ppb	0.5467	0.1	236010
Tl 190.794	-3.9841	ppb	3.4875	87.5	-19.3128
V 292.401	299.833	ppb	0.8354	0.3	8868.02
Zn 206.200	81.7319	ppb	0.3379	0.4	323.105

E03182013.wvq. All Data Report 3/20/2013, 10:34:42 AM

680-88339-B-10-A (Samp) **3/19/2013, 1:34:30 AM** **Rack 3, Tube 10****Weight: 1****Volume: 1****Dilution: 1**

Label	Replicates Concentration		
Ag 328.068	-1.8348u	-1.1294u	-2.0650u
Al 308.215	110819	110790	110805
As 188.980	78.7805	84.1855	72.1058
B 249.678	3.5742u	4.4542u	5.0105u
Ba 389.178	284.424	284.177	284.265
Be 313.042	2.8770	2.8767	2.8705
Ca 370.602	22622	22608	22594
Cd 226.502	-1.2482	-1.4126	-1.2323
Co 228.615	10.9124	10.7849	10.8761
Cr 267.716	187.709	187.689	186.634
Cu 324.754	153.790	153.622	153.557
Fe 271.441	141434	141457	141397
K 766.491	3844.27	3843.72	3853.32
Mg 279.078	4479.12	4474.88	4474.44
Mn 257.610	870.821	870.778	869.118
Mo 202.032	6.3117	7.3752	6.8935
Na 330.237	398.124u	463.844u	161.523u
Ni 231.604	44.1096	41.7446	42.1138
Pb 220.353	439.283	437.531	444.402
Sb 206.834	21.2918	24.7584	12.6179
Se 196.026	-7.1248u	5.8956	2.5325
Sn 189.925	32.2026	33.0657	33.4551
Sr 216.596	107.741	108.096	107.011
Ti 334.941	1387.32	1386.27	1383.91
Tl 190.794	4.4247u	2.2807u	4.0838u
V 292.401	486.585	486.923	486.354
Zn 206.200	211.733	213.422	213.078

Label	Sol'n Conc.	Units	SD	%RSD	Int. (c/s)
Ag 328.068	-1.6764	ppb	0.4875	29.1	-171.969
Al 308.215	110805	ppb	14.4144	0.0	621530
As 188.980	78.3572	ppb	6.0510	7.7	51.5629
B 249.678	4.3463	ppb	0.7242	16.7	-51.5045
Ba 389.178	284.289	ppb	0.1250	0.0	7691.23
Be 313.042	2.8748	ppb	0.0037	0.1	5676.97
Ca 370.602	22608	ppb	14.04	0.1	77526
Cd 226.502	-1.2977	ppb	0.0998	7.7	280.744
Co 228.615	10.8578	ppb	0.0657	0.6	184.472
Cr 267.716	187.344	ppb	0.6148	0.3	8566.79
Cu 324.754	153.656	ppb	0.1204	0.1	8338.66
Fe 271.441	141429	ppb	30.2881	0.0	226020
K 766.491	3847.10	ppb	5.3921	0.1	259284
Mg 279.078	4476.14	ppb	2.5829	0.1	9340.05
Mn 257.610	870.239	ppb	0.9714	0.1	192780
Mo 202.032	6.8601	ppb	0.5325	7.8	51.3305
Na 330.237	341.164	ppb	159.006	46.6	-38.0350
Ni 231.604	42.6560	ppb	1.2723	3.0	105.644
Pb 220.353	440.406	ppb	3.5702	0.8	729.503
Sb 206.834	19.5561	ppb	6.2536	32.0	24.9210
Se 196.026	0.4344	ppb	6.7590	1555.9	1.5258
Sn 189.925	32.9078	ppb	0.6410	1.9	33.7049
Sr 216.596	107.616	ppb	0.5531	0.5	1278.68
Ti 334.941	1385.83	ppb	1.7498	0.1	435923
Tl 190.794	3.5964	ppb	1.1521	32.0	-12.5793
V 292.401	486.621	ppb	0.2866	0.1	14399.4
Zn 206.200	212.745	ppb	0.8924	0.4	342.145

E03182013.wvq. All Data Report 3/20/2013, 10:34:42 AM

680-88339-B-11-A (Samp) 3/19/2013, 1:39:56 AM Rack 3, Tube 11

Weight: 1

Volume: 1

Dilution: 1

Label	Replicates Concentration		
Ag 328.068	-2.1458u	-1.3109u	-0.8965u
Al 308.215	80511.6	80453.5	80406.0
As 188.980	17.2806	19.6105	24.3810
B 249.678	-1.4851u	-0.7766u	-2.4309u
Ba 389.178	165.296	164.701	165.768
Be 313.042	1.5550	1.5541	1.5589
Ca 370.602	6083	6091	6080
Cd 226.502	-1.0252	-1.1888	-1.2057
Co 228.615	6.8719	6.5639	5.9414
Cr 267.716	120.986	121.198	121.160
Cu 324.754	61.8503	61.8629	62.4175
Fe 271.441	103454	103552	103395
K 766.491	2164.88	2165.65	2168.43
Mg 279.078	1602.74	1605.14	1600.38
Mn 257.610	527.200	526.880	526.671
Mo 202.032	4.7722	5.0102	5.8478
Na 330.237	59.3875u	221.358u	99.0521u
Ni 231.604	27.6722	26.3362	26.4487
Pb 220.353	304.485	311.482	303.665
Sb 206.834	10.2256	-0.8366	-1.7648
Se 196.026	1.1766	-0.7434	-4.1875u
Sn 189.925	20.9607	19.0231	17.8435
Sr 216.596	41.8307	41.5222	41.3053
Ti 334.941	1074.98	1074.29	1074.79
Tl 190.794	-0.5420u	0.5598u	-2.6143u
V 292.401	319.888	319.452	319.891
Zn 206.200	90.1006	91.3474	91.3238

Label	Sol'n Conc.	Units	SD	%RSD	Int. (c/s)
Ag 328.068	-1.4510	ppb	0.6363	43.9	-155.083
Al 308.215	80457.1	ppb	52.8615	0.1	451387
As 188.980	20.4240	ppb	3.6195	17.7	11.8518
B 249.678	-1.5642	ppb	0.8300	53.1	-69.5525
Ba 389.178	165.255	ppb	0.5346	0.3	4493.10
Be 313.042	1.5560	ppb	0.0026	0.2	2957.39
Ca 370.602	6084	ppb	5.598	0.1	14291
Cd 226.502	-1.1399	ppb	0.0997	8.7	200.642
Co 228.615	6.4591	ppb	0.4740	7.3	122.003
Cr 267.716	121.115	ppb	0.1129	0.1	5541.87
Cu 324.754	62.0436	ppb	0.3239	0.5	3456.98
Fe 271.441	103467	ppb	79.2752	0.1	165353
K 766.491	2166.32	ppb	1.8659	0.1	146092
Mg 279.078	1602.75	ppb	2.3811	0.1	3351.08
Mn 257.610	526.917	ppb	0.2665	0.1	116778
Mo 202.032	5.2101	ppb	0.5649	10.8	41.1746
Na 330.237	126.599	ppb	84.4259	66.7	-34.2955
Ni 231.604	26.8190	ppb	0.7410	2.8	66.0169
Pb 220.353	306.544	ppb	4.2962	1.4	508.511
Sb 206.834	2.5414	ppb	6.6709	262.5	6.3928
Se 196.026	-1.2514	ppb	2.7179	217.2	0.3632
Sn 189.925	19.2758	ppb	1.5739	8.2	19.9515
Sr 216.596	41.5527	ppb	0.2640	0.6	517.864
Ti 334.941	1074.69	ppb	0.3580	0.0	338015
Tl 190.794	-0.8655	ppb	1.6116	186.2	-13.2825
V 292.401	319.744	ppb	0.2525	0.1	9463.72
Zn 206.200	90.9239	ppb	0.7121	0.8	146.912

E03182013.wvq. All Data Report 3/20/2013, 10:34:42 AM

680-88339-B-12-A (Samp) 3/19/2013, 1:45:22 AM Rack 3, Tube 12

Weight: 1

Volume: 1

Dilution: 1

Label	Replicates Concentration		
Ag 328.068	-2.2101u	-2.2640u	-1.5339u
Al 308.215	134527	134609	134554
As 188.980	40.4638	38.3212	36.8282
B 249.678	-4.5478u	-2.8287u	-3.7001u
Ba 389.178	254.288	254.660	254.492
Be 313.042	2.8037	2.8032	2.8013
Ca 370.602	4811	4818	4815
Cd 226.502	-1.6589	-1.4293	-1.4737
Co 228.615	17.8810	18.1320	18.9063
Cr 267.716	145.101	145.041	144.911
Cu 324.754	54.6585	55.9812	54.1087
Fe 271.441	144308	144303	144161
K 766.491	4170.39	4174.22	4172.16
Mg 279.078	2474.88	2474.34	2470.15
Mn 257.610	1354.59	1354.46	1352.10
Mo 202.032	3.9207	4.2501	4.9512
Na 330.237	271.822u	292.552u	147.633u
Ni 231.604	56.0678	56.3985	54.9563
Pb 220.353	80.9159	86.5268	87.0257
Sb 206.834	3.7266	0.7523	1.8756
Se 196.026	1.2578	-3.1288u	0.0679
Sn 189.925	15.0488	16.0636	16.2630
Sr 216.596	46.8860	46.8651	45.7600
Ti 334.941	1541.02	1541.68	1540.40
Tl 190.794	2.6326u	4.8524u	0.3383u
V 292.401	326.046	326.137	325.272
Zn 206.200	139.802	138.201	136.709

Label	Sol'n Conc.	Units	SD	%RSD	Int. (c/s)
Ag 328.068	-2.0027	ppb	0.4069	20.3	-191.533
Al 308.215	134564	ppb	41.9081	0.0	754739
As 188.980	38.5378	ppb	1.8274	4.7	23.9702
B 249.678	-3.6922	ppb	0.8596	23.3	-121.270
Ba 389.178	254.480	ppb	0.1864	0.1	6906.01
Be 313.042	2.8027	ppb	0.0013	0.0	5531.06
Ca 370.602	4815	ppb	3.443	0.1	5073
Cd 226.502	-1.5206	ppb	0.1218	8.0	279.033
Co 228.615	18.3064	ppb	0.5345	2.9	281.182
Cr 267.716	145.018	ppb	0.0973	0.1	6644.09
Cu 324.754	54.9161	ppb	0.9625	1.8	3090.65
Fe 271.441	144257	ppb	83.7037	0.1	230539
K 766.491	4172.26	ppb	1.9203	0.0	281181
Mg 279.078	2473.12	ppb	2.5898	0.1	5145.54
Mn 257.610	1353.72	ppb	1.4048	0.1	299639
Mo 202.032	4.3740	ppb	0.5263	12.0	32.7390
Na 330.237	237.335	ppb	78.3730	33.0	-44.9673
Ni 231.604	55.8075	ppb	0.7555	1.4	138.000
Pb 220.353	84.8228	ppb	3.3926	4.0	140.297
Sb 206.834	2.1182	ppb	1.5019	70.9	7.1599
Se 196.026	-0.6010	ppb	2.2685	377.4	1.1423
Sn 189.925	15.7918	ppb	0.6512	4.1	16.4367
Sr 216.596	46.5037	ppb	0.6442	1.4	590.344
Ti 334.941	1541.03	ppb	0.6368	0.0	484740
Tl 190.794	2.6078	ppb	2.2571	86.6	-14.8772
V 292.401	325.818	ppb	0.4752	0.1	9649.83
Zn 206.200	138.237	ppb	1.5468	1.1	323.743

E03182013.vvq. All Data Report 3/20/2013, 10:34:42 AM

Cont Calib Verif (CCV) 3/19/2013, 1:50:49 AM Rack 3, Tube 13
 Weight: 1 Volume: 1 Dilution: 1

Label	Replicates Concentration		
Ag 328.068	499.144	495.209	499.998
Al 308.215	5020.81	5026.54	5007.01
As 188.980	481.408	474.907	474.010
B 249.678	2525.93	2548.14	2549.24
Ba 389.178	4901.23	4916.24	4895.51
Be 313.042	493.900	495.031	492.575
Ca 370.602	4891	4900	4874
Cd 226.502	499.308	500.081	497.371
Co 228.615	495.296	493.282	490.905
Cr 267.716	4934.71	4947.53	4926.10
Cu 324.754	4935.06	4788.14	4790.50
Fe 271.441	5082.31	5075.21	5064.13
K 766.491	9482.98	9487.11	9439.70
Mg 279.078	4921.86	4924.61	4897.21
Mn 257.610	5002.52	5025.02	4990.08
Mo 202.032	493.691	496.661	494.514
Na 330.237	7423.33	7399.16	7258.48
Ni 231.604	2510.00	2514.39	2501.82
Pb 220.353	500.101	496.619	498.768
Sb 206.834	933.963	939.576	930.264
Se 196.026	4818.55	4860.58	4849.88
Sn 189.925	4903.20	4992.27	4982.02
Sr 216.596	2461.99	2468.56	2459.71
Ti 334.941	482.851	483.882	481.929
Tl 190.794	4964.20	4967.94	4952.01
V 292.401	4923.35	4933.30	4905.22
Zn 206.200	2460.32	2472.17	2451.05

Label	Sol'n Conc.	Units	SD	%RSD	Int. (c/s)	QC Value
Ag 328.068	498.117	ppb	2.5543	0.5	35975.1	99.62333
Al 308.215	5018.12	ppb	10.0400	0.2	28415.2	100.36242
As 188.980	476.775	ppb	4.0375	0.8	326.247	95.35495
B 249.678	2541.10	ppb	13.1562	0.5	21312.3	101.64418
Ba 389.178	4904.33	ppb	10.7043	0.2	128913	98.08650
Be 313.042	493.835	ppb	1.2289	0.2	1017291	98.76707
Ca 370.602	4888	ppb	13.29	0.3	19670	97.76730
Cd 226.502	498.920	ppb	1.3961	0.3	18615.3	99.78398
Co 228.615	493.161	ppb	2.1977	0.4	6148.69	98.63219
Cr 267.716	4936.11	ppb	10.7809	0.2	224739	98.72227
Cu 324.754	4837.90	ppb	84.1531	1.7	257350	96.75801
Fe 271.441	5073.88	ppb	9.1632	0.2	8227.43	101.47768
K 766.491	9469.93	ppb	26.2623	0.3	637949	94.69926
Mg 279.078	4914.56	ppb	15.0874	0.3	10196.9	98.29127
Mn 257.610	5005.87	ppb	17.7111	0.4	1106534	100.11748
Mo 202.032	494.955	ppb	1.5332	0.3	3731.94	98.99109
Na 330.237	7360.33	ppb	89.0240	1.2	358.023	98.13767
Ni 231.604	2508.74	ppb	6.3800	0.3	6158.11	100.34951
Pb 220.353	498.496	ppb	1.7570	0.4	828.208	99.69920
Sb 206.834	934.601	ppb	4.6886	0.5	982.317	37.38404Q
Se 196.026	4843.00	ppb	21.8421	0.5	2445.63	96.86010
Sn 189.925	4959.16	ppb	48.7365	1.0	5001.15	99.18324
Sr 216.596	2463.42	ppb	4.5950	0.2	27661.3	98.53684
Ti 334.941	482.887	ppb	0.9767	0.2	151834	96.57746
Tl 190.794	4961.39	ppb	8.3325	0.2	5595.58	99.22771
V 292.401	4920.62	ppb	14.2387	0.3	145091	98.41245
Zn 206.200	2461.18	ppb	10.5829	0.4	3934.40	98.44724

E03182013.vvq. All Data Report 3/20/2013, 10:34:42 AM

Cont Calib Blank (CCB) 3/19/2013, 1:56:15 AM Rack 3, Tube 14

Weight: 1

Volume: 1

Dilution: 1

Label	Replicates Concentration		
Ag 328.068	0.7472	0.0054	0.5946
Al 308.215	-5.5287u	-2.4603u	-1.7030u
As 188.980	2.1166	0.3090	3.8624
B 249.678	25.7977	21.1868	19.7546
Ba 389.178	0.4467	1.1113	0.6145
Be 313.042	0.0626	0.0509	0.0764
Ca 370.602	-1.784u	-0.9239u	0.2134u
Cd 226.502	0.0100	0.1616	-0.0304u
Co 228.615	0.2603	0.2584	0.0882
Cr 267.716	0.7247	0.4818	0.9937
Cu 324.754	0.1036	0.4671	1.3847
Fe 271.441	9.8133	2.6091	5.5609
K 766.491	1.1455	1.1135	1.4548
Mg 279.078	-2.1842u	3.6262	-1.1543u
Mn 257.610	0.7252	0.6551	0.8221
Mo 202.032	0.4491	0.2130	0.6915
Na 330.237	-154.372u	-111.783u	-62.9865u
Ni 231.604	1.4400	2.1938	2.3452
Pb 220.353	0.0467	-1.6085u	1.0784
Sb 206.834	2.7644	-2.7550u	0.1733
Se 196.026	-4.2170u	0.7353	-7.0276u
Sn 189.925	-1.0315u	0.9046	-1.8330u
Sr 216.596	0.3511	0.4932	0.7964
Ti 334.941	0.4184	0.3451	0.4255
Tl 190.794	2.3913	2.8668	1.4087
V 292.401	0.8056	0.4713	0.8592
Zn 206.200	0.4035	0.4800	1.0500

Label	Sol'n Conc.	Units	SD	%RSD	Int. (c/s)	QC Value
Ag 328.068	0.4491	ppb	0.3917	87.2	-19.6792	0.44906
Al 308.215	-3.2307	ppb	2.0259	62.7	283.701	-3.23068
As 188.980	2.0960	ppb	1.7768	84.8	0.0052	2.09598
B 249.678	22.2464	ppb	3.1578	14.2	215.979	22.24637
Ba 389.178	0.7242	ppb	0.3456	47.7	-2.5238	0.72417
Be 313.042	0.0633	ppb	0.0128	20.2	-114.445	0.06331
Ca 370.602	-0.8314	ppb	1.002	120.5	5.772	-0.83137
Cd 226.502	0.0471	ppb	0.1013	215.1	9.7685	0.04707
Co 228.615	0.2023	ppb	0.0988	48.8	17.2835	0.20229
Cr 267.716	0.7334	ppb	0.2561	34.9	35.2522	0.73337
Cu 324.754	0.6518	ppb	0.6602	101.3	163.276	0.65183
Fe 271.441	5.9944	ppb	3.6216	60.4	13.9067	5.99444
K 766.491	1.2379	ppb	0.1885	15.2	286.347	1.23794
Mg 279.078	0.0959	ppb	3.1004	3233.2	20.2419	0.09589
Mn 257.610	0.7341	ppb	0.0839	11.4	195.541	0.73414
Mo 202.032	0.4512	ppb	0.2392	53.0	11.2731	0.45119
Na 330.237	-109.714	ppb	45.7278	41.7	-6.0983	-109.71375
Ni 231.604	1.9930	ppb	0.4848	24.3	3.0331	1.99299
Pb 220.353	-0.1611	ppb	1.3555	841.3	2.6125	-0.16113
Sb 206.834	0.0609	ppb	2.7614	4535.9	0.4175	0.06088
Se 196.026	-3.5031	ppb	3.9304	112.2	-1.5220	-3.50308
Sn 189.925	-0.6533	ppb	1.4074	215.4	-0.1447	-0.65330
Sr 216.596	0.5469	ppb	0.2274	41.6	12.3214	0.54686
Ti 334.941	0.3964	ppb	0.0445	11.2	16.4632	0.39635
Tl 190.794	2.2223	ppb	0.7436	33.5	1.4613	2.22228
V 292.401	0.7120	ppb	0.2102	29.5	19.8899	0.71203
Zn 206.200	0.6445	ppb	0.3533	54.8	2.4540	0.64449

E03182013.wvq. All Data Report 3/20/2013, 10:34:42 AM

680-88339-B-13-A (Samp) 3/19/2013, 2:01:41 AM Rack 3, Tube 15

Weight: 1

Volume: 1

Dilution: 1

Label	Replicates Concentration		
Ag 328.068	-1.7289u	-1.8655u	-1.9576u
Al 308.215	102725	103011	102854
As 188.980	29.1281	22.7902	24.2292
B 249.678	4.5326u	4.3993u	5.4229u
Ba 389.178	104.471	104.350	104.202
Be 313.042	1.8932	1.8757	1.8803
Ca 370.602	3674	3687	3679
Cd 226.502	-1.1461	-1.1979	-1.1378
Co 228.615	13.1049	12.7395	12.3082
Cr 267.716	150.216	149.504	150.011
Cu 324.754	50.5357	49.7964	51.5347
Fe 271.441	116907	117100	116958
K 766.491	2847.96	2842.71	2830.20
Mg 279.078	1787.03	1793.69	1786.07
Mn 257.610	1254.75	1255.54	1255.43
Mo 202.032	6.4066	6.3440	5.8447
Na 330.237	48.1070u	116.655u	212.859u
Ni 231.604	36.2080	38.2424	37.5963
Pb 220.353	58.8916	56.9379	60.7967
Sb 206.834	-0.6463	-2.5025	-0.9788
Se 196.026	6.2956	-3.4304u	7.2188
Sn 189.925	16.9754	17.4673	16.9119
Sr 216.596	42.0195	41.5824	41.8813
Ti 334.941	1206.79	1204.89	1204.49
Tl 190.794	3.4150u	0.6307u	3.1466u
V 292.401	265.908	265.902	265.159
Zn 206.200	109.598	109.095	108.270

Label	Sol'n Conc.	Units	SD	%RSD	Int. (c/s)
Ag 328.068	-1.8507	ppb	0.1150	6.2	-181.109
Al 308.215	102863	ppb	143.261	0.1	577011
As 188.980	25.3825	ppb	3.3226	13.1	15.1298
B 249.678	4.7849	ppb	0.5565	11.6	-27.4276
Ba 389.178	104.341	ppb	0.1346	0.1	2913.87
Be 313.042	1.8831	ppb	0.0090	0.5	3634.48
Ca 370.602	3680	ppb	6.808	0.2	3218
Cd 226.502	-1.1606	ppb	0.0326	2.8	230.084
Co 228.615	12.7175	ppb	0.3988	3.1	203.180
Cr 267.716	149.910	ppb	0.3666	0.2	6859.95
Cu 324.754	50.6223	ppb	0.8723	1.7	2854.42
Fe 271.441	116988	ppb	99.7646	0.1	186961
K 766.491	2840.29	ppb	9.1287	0.3	191481
Mg 279.078	1788.93	ppb	4.1517	0.2	3723.73
Mn 257.610	1255.24	ppb	0.4287	0.0	277796
Mo 202.032	6.1984	ppb	0.3079	5.0	48.0462
Na 330.237	125.874	ppb	82.7620	65.8	-39.5789
Ni 231.604	37.3489	ppb	1.0395	2.8	92.1365
Pb 220.353	58.8754	ppb	1.9295	3.3	98.0732
Sb 206.834	-1.3759	ppb	0.9897	71.9	3.0571
Se 196.026	3.3613	ppb	5.8999	175.5	2.9537
Sn 189.925	17.1182	ppb	0.3040	1.8	17.7743
Sr 216.596	41.8277	ppb	0.2234	0.5	526.144
Ti 334.941	1205.39	ppb	1.2301	0.1	379139
Tl 190.794	2.3974	ppb	1.5359	64.1	-12.1873
V 292.401	265.656	ppb	0.4309	0.2	7864.20
Zn 206.200	108.988	ppb	0.6797	0.6	323.799

E03182013.wvq. All Data Report 3/20/2013, 10:34:42 AM

680-88339-H-14-A (Samp) 3/19/2013, 2:07:08 AM Rack 3, Tube 16

Weight: 1

Volume: 1

Dilution: 1

Label	Replicates Concentration		
Ag 328.068	-3.4421u	-2.9897u	-3.6230u
Al 308.215	151881	151447	151425
As 188.980	43.3584	49.1823	47.9186
B 249.678	-1.7305u	-0.5775u	0.0608u
Ba 389.178	550.954	548.746	546.113
Be 313.042	5.7600	5.7317	5.7291
Ca 370.602	6722	6724	6711
Cd 226.502	-1.1518	-1.4778	-1.2996
Co 228.615	54.3813	55.1190	54.3105
Cr 267.716	124.162	124.043	123.384
Cu 324.754	79.8581	78.0981	77.9232
Fe 271.441	143357	143102	143160
K 766.491	5670.38	5658.87	5655.95
Mg 279.078	3512.52	3501.05	3489.31
Mn 257.610	4776.72	4761.36	4756.95
Mo 202.032	4.4227	5.4132	4.1598
Na 330.237	125.260u	471.226u	151.673u
Ni 231.604	74.1068	73.6886	74.7600
Pb 220.353	142.585	144.439	141.240
Sb 206.834	1.0296	-3.9562	8.6446
Se 196.026	0.8804	2.7456	-1.7553
Sn 189.925	15.6251	19.8924	20.7062
Sr 216.596	232.044	230.550	229.313
Ti 334.941	1657.79	1652.10	1646.13
Tl 190.794	14.5345u	14.0909u	12.6784u
V 292.401	310.721	310.868	310.370
Zn 206.200	190.462	193.457	191.997

Label	Sol'n Conc.	Units	SD	%RSD	Int. (c/s)
Ag 328.068	-3.3516	ppb	0.3262	9.7	-282.328
Al 308.215	151584	ppb	257.569	0.2	850167
As 188.980	46.8198	ppb	3.0635	6.5	29.6952
B 249.678	-0.7491	ppb	0.9079	121.2	-95.5810
Ba 389.178	548.604	ppb	2.4236	0.4	14637.3
Be 313.042	5.7403	ppb	0.0172	0.3	11587.3
Ca 370.602	6719	ppb	7.046	0.1	13076
Cd 226.502	-1.3097	ppb	0.1632	12.5	284.089
Co 228.615	54.6036	ppb	0.4478	0.8	735.140
Cr 267.716	123.863	ppb	0.4193	0.3	5695.00
Cu 324.754	78.6264	ppb	1.0702	1.4	4351.24
Fe 271.441	143206	ppb	133.975	0.1	228865
K 766.491	5661.73	ppb	7.6287	0.1	381489
Mg 279.078	3500.96	ppb	11.6052	0.3	7231.28
Mn 257.610	4765.01	ppb	10.3797	0.2	1053646
Mo 202.032	4.6652	ppb	0.6610	14.2	35.0300
Na 330.237	249.386	ppb	192.572	77.2	-45.2948
Ni 231.604	74.1851	ppb	0.5399	0.7	183.106
Pb 220.353	142.755	ppb	1.6062	1.1	236.567
Sb 206.834	1.9060	ppb	6.3459	332.9	6.7335
Se 196.026	0.6236	ppb	2.2614	362.7	2.6121
Sn 189.925	18.7412	ppb	2.7292	14.6	19.4118
Sr 216.596	230.635	ppb	1.3675	0.6	2661.34
Ti 334.941	1652.00	ppb	5.8275	0.4	519658
Tl 190.794	13.7679	ppb	0.9693	7.0	-7.7711
V 292.401	310.653	ppb	0.2558	0.1	9204.46
Zn 206.200	191.972	ppb	1.4977	0.8	309.018

E03182013.wvq. All Data Report 3/20/2013, 10:34:42 AM

680-88339-B-15-A (Samp) 3/19/2013, 2:12:34 AM Rack 3, Tube 17

Weight: 1

Volume: 1

Dilution: 1

Label	Replicates Concentration		
Ag 328.068	-2.6576u	-2.8948u	-2.5741u
Al 308.215	151102	150777	151040
As 188.980	58.0568	50.0874	44.6754
B 249.678	-13.3839u	-10.5032u	-11.9267u
Ba 389.178	281.547	279.483	282.138
Be 313.042	4.3624	4.3617	4.3736
Ca 370.602	4828	4826	4831
Cd 226.502	-1.6502	-2.0018	-1.9384
Co 228.615	35.5776	34.8155	35.1600
Cr 267.716	499.242	497.642	498.971
Cu 324.754	63.9516	63.1394	63.6430
Fe 271.441	185142	184653	185342
K 766.491	5204.89	5208.03	5224.08
Mg 279.078	2905.10	2891.97	2905.87
Mn 257.610	2958.27	2952.46	2953.05
Mo 202.032	4.4281	4.1030	4.4354
Na 330.237	249.889u	142.976u	400.449u
Ni 231.604	63.4527	61.4925	62.3543
Pb 220.353	122.607	119.059	113.299
Sb 206.834	1.3849	1.3498	-1.3251
Se 196.026	-2.5178	-2.3218	1.5296
Sn 189.925	19.4961	16.3612	15.1723
Sr 216.596	173.712	172.408	172.095
Ti 334.941	1765.85	1762.95	1765.65
Tl 190.794	6.7912u	8.1117u	4.4682u
V 292.401	414.255	414.586	414.777
Zn 206.200	157.393	155.387	155.130

Label	Sol'n Conc.	Units	SD	%RSD	Int. (c/s)
Ag 328.068	-2.7088	ppb	0.1664	6.1	-240.760
Al 308.215	150973	ppb	172.811	0.1	846740
As 188.980	50.9399	ppb	6.7313	13.2	32.1746
B 249.678	-11.9379	ppb	1.4404	12.1	-224.286
Ba 389.178	281.056	ppb	1.3940	0.5	7671.33
Be 313.042	4.3659	ppb	0.0067	0.2	8749.86
Ca 370.602	4828	ppb	2.224	0.0	1026
Cd 226.502	-1.8635	ppb	0.1874	10.1	358.970
Co 228.615	35.1844	ppb	0.3816	1.1	496.895
Cr 267.716	498.618	ppb	0.8559	0.2	22760.6
Cu 324.754	63.5780	ppb	0.4100	0.6	3563.09
Fe 271.441	185046	ppb	354.110	0.2	295725
K 766.491	5212.33	ppb	10.2960	0.2	351224
Mg 279.078	2900.98	ppb	7.8099	0.3	6015.52
Mn 257.610	2954.60	ppb	3.1960	0.1	653593
Mo 202.032	4.3221	ppb	0.1899	4.4	30.0562
Na 330.237	264.438	ppb	129.352	48.9	-57.7859
Ni 231.604	62.4332	ppb	0.9825	1.6	155.063
Pb 220.353	118.322	ppb	4.6978	4.0	195.683
Sb 206.834	0.4699	ppb	1.5546	330.8	9.9531
Se 196.026	-1.1033	ppb	2.2823	206.9	1.5350
Sn 189.925	17.0099	ppb	2.2337	13.1	17.6639
Sr 216.596	172.738	ppb	0.8577	0.5	2027.92
Ti 334.941	1764.82	ppb	1.6187	0.1	555151
Tl 190.794	6.4570	ppb	1.8446	28.6	-17.2833
V 292.401	414.539	ppb	0.2639	0.1	12253.8
Zn 206.200	155.970	ppb	1.2392	0.8	329.071

E03182013.vvq. All Data Report 3/20/2013, 10:34:42 AM

680-88339-B-16-A (Samp) **3/19/2013, 2:18:00 AM** **Rack 3, Tube 18****Weight: 1** **Volume: 1** **Dilution: 1**

Label	Replicates Concentration		
Ag 328.068	-1.6923u	-2.3395u	-1.4659u
Al 308.215	120574	120706	120259
As 188.980	29.2571	32.6421	36.4949
B 249.678	-6.3113u	-8.6238u	-7.1049u
Ba 389.178	192.801	193.164	191.744
Be 313.042	2.4423	2.4461	2.4299
Ca 370.602	4140	4152	4141
Cd 226.502	-1.2317	-1.5807	-1.6304
Co 228.615	14.2042	14.3421	14.3400
Cr 267.716	131.183	130.550	129.442
Cu 324.754	55.8733	58.4248	57.1492
Fe 271.441	143712	144022	143473
K 766.491	3844.80	3851.36	3843.85
Mg 279.078	2154.12	2141.32	2132.91
Mn 257.610	1936.96	1938.60	1929.25
Mo 202.032	3.0629	3.6635	3.2739
Na 330.237	254.827u	186.122u	-23.4037u
Ni 231.604	47.3039	46.9715	47.5875
Pb 220.353	79.5733	74.1683	78.3175
Sb 206.834	-0.8849	-6.1252u	0.9839
Se 196.026	-6.2682u	-2.7353u	1.1514
Sn 189.925	18.0241	16.6780	15.1750
Sr 216.596	59.6399	59.4141	59.4873
Ti 334.941	1578.66	1579.68	1573.76
Tl 190.794	-1.1233u	7.0511u	5.6153u
V 292.401	319.393	320.734	319.281
Zn 206.200	130.786	128.045	129.581

Label	Sol'n Conc.	Units	SD	%RSD	Int. (c/s)
Ag 328.068	-1.8325	ppb	0.4534	24.7	-177.285
Al 308.215	120513	ppb	229.452	0.2	675963
As 188.980	32.7980	ppb	3.6214	11.0	20.0212
B 249.678	-7.3467	ppb	1.1751	16.0	-151.437
Ba 389.178	192.569	ppb	0.7378	0.4	5276.98
Be 313.042	2.4394	ppb	0.0085	0.3	4780.88
Ca 370.602	4144	ppb	6.693	0.2	2437
Cd 226.502	-1.4810	ppb	0.2172	14.7	279.286
Co 228.615	14.2954	ppb	0.0790	0.6	232.249
Cr 267.716	130.392	ppb	0.8816	0.7	5980.33
Cu 324.754	57.1491	ppb	1.2758	2.2	3209.25
Fe 271.441	143736	ppb	275.676	0.2	229705
K 766.491	3846.67	ppb	4.0882	0.1	259254
Mg 279.078	2142.78	ppb	10.6829	0.5	4451.03
Mn 257.610	1934.94	ppb	4.9911	0.3	428104
Mo 202.032	3.3335	ppb	0.3047	9.1	24.9291
Na 330.237	139.182	ppb	144.933	104.1	-50.0784
Ni 231.604	47.2876	ppb	0.3083	0.7	117.066
Pb 220.353	77.3531	ppb	2.8286	3.7	128.297
Sb 206.834	-2.0087	ppb	3.6854	183.5	2.8846
Se 196.026	-2.6174	ppb	3.7112	141.8	0.2678
Sn 189.925	16.6257	ppb	1.4252	8.6	17.2772
Sr 216.596	59.5138	ppb	0.1152	0.2	736.604
Ti 334.941	1577.36	ppb	3.1622	0.2	496167
Tl 190.794	3.8477	ppb	4.3644	113.4	-14.3866
V 292.401	319.803	ppb	0.8087	0.3	9473.73
Zn 206.200	129.471	ppb	1.3738	1.1	208.725

E03182013.vvq. All Data Report 3/20/2013, 10:34:42 AM

MB 680-269487/1-A (Samp) 3/19/2013, 2:23:27 AM Rack 3, Tube 19

Weight: 1

Volume: 1

Dilution: 1

Label	Replicates Concentration		
Ag 328.068	0.3983	0.0214	-0.1069u
Al 308.215	1.7064	4.2911	3.5858
As 188.980	2.1773	-3.5703u	-4.6312u
B 249.678	1.7882	1.2928	2.5816
Ba 389.178	-0.3257u	-1.0136u	-0.4229u
Be 313.042	-0.0009u	-0.0032u	-0.0028u
Ca 370.602	5.501	8.167	6.363
Cd 226.502	0.0245	-0.0347u	-0.0706u
Co 228.615	-0.2834u	0.2638	-0.1241u
Cr 267.716	0.0991	-0.1039u	-0.1688u
Cu 324.754	0.1170	-0.3933u	-0.3292u
Fe 271.441	11.4633	19.2266	14.1625
K 766.491	2.4809	2.7009	2.4266
Mg 279.078	2.4748	-0.4706u	-1.4838u
Mn 257.610	0.1570	0.1932	0.2348
Mo 202.032	0.1401	0.4887	0.2627
Na 330.237	-235.501u	32.5824	-44.9498u
Ni 231.604	2.8140	1.5675	-0.2327u
Pb 220.353	-0.0683u	0.6096	-3.4476u
Sb 206.834	-2.2182u	5.3865	-1.6595u
Se 196.026	-7.5691u	-3.6948u	-0.0155u
Sn 189.925	3.5549	0.7242	-1.3489u
Sr 216.596	0.1114	0.4677	-0.0196u
Ti 334.941	0.7101	0.6599	0.6743
Tl 190.794	-4.6810u	1.7659	1.9843
V 292.401	0.2140	0.3418	0.2089
Zn 206.200	2.0423	0.3039	2.4645

Label	Sol'n Conc.	Units	SD	%RSD	Int. (c/s)
Ag 328.068	0.1043	ppb	0.2626	251.8	-44.6451
Al 308.215	3.1944	ppb	1.3361	41.8	319.690
As 188.980	-2.0081	ppb	3.6632	182.4	-2.8166
B 249.678	1.8875	ppb	0.6501	34.4	45.4243
Ba 389.178	-0.5874	ppb	0.3723	63.4	-36.9818
Be 313.042	-0.0023	ppb	0.0012	54.5	-249.530
Ca 370.602	6.677	ppb	1.360	20.4	35.32
Cd 226.502	-0.0269	ppb	0.0480	178.1	7.0317
Co 228.615	-0.0479	ppb	0.2815	587.9	14.1938
Cr 267.716	-0.0579	ppb	0.1397	241.5	-0.7717
Cu 324.754	-0.2018	ppb	0.2780	137.7	117.880
Fe 271.441	14.9508	ppb	3.9412	26.4	28.1180
K 766.491	2.5361	ppb	0.1453	5.7	373.773
Mg 279.078	0.1734	ppb	2.0564	1185.6	20.4120
Mn 257.610	0.1950	ppb	0.0390	20.0	76.4017
Mo 202.032	0.2972	ppb	0.1769	59.5	10.1116
Na 330.237	-82.6229	ppb	137.955	167.0	-4.7002
Ni 231.604	1.3829	ppb	1.5317	110.8	1.5353
Pb 220.353	-0.9688	ppb	2.1733	224.3	1.2754
Sb 206.834	0.5029	ppb	4.2385	842.8	0.8575
Se 196.026	-3.7598	ppb	3.7772	100.5	-1.6517
Sn 189.925	0.9767	ppb	2.4616	252.0	1.4990
Sr 216.596	0.1865	ppb	0.2522	135.2	8.2970
Ti 334.941	0.6814	ppb	0.0258	3.8	106.158
Tl 190.794	-0.3103	ppb	3.7867	1220.4	-1.3991
V 292.401	0.2549	ppb	0.0753	29.6	6.4893
Zn 206.200	1.6036	ppb	1.1452	231.4	2.9948

E03182013.vvq. All Data Report 3/20/2013, 10:34:42 AM

LCS 680-269487/2-A (Samp) 3/19/2013, 2:28:53 AM Rack 3, Tube 20

Weight: 1

Volume: 1

Dilution: 1

Label	Replicates Concentration		
Ag 328.068	52.9463	53.1170	52.8205
Al 308.215	4888.26	4882.42	4836.68
As 188.980	143.838	150.856	145.302
B 249.678	200.807	202.897	200.365
Ba 389.178	100.665	100.255	99.6803
Be 313.042	50.9664	50.9790	50.4773
Ca 370.602	4915	4917	4871
Cd 226.502	51.9787	51.9695	51.4649
Co 228.615	50.4470	50.2182	49.8460
Cr 267.716	103.100	102.677	101.758
Cu 324.754	100.854	99.2014	100.268
Fe 271.441	5138.34	5132.85	5091.95
K 766.491	5010.66	5009.71	4968.05
Mg 279.078	5022.96	5010.87	4975.93
Mn 257.610	531.420	530.353	525.503
Mo 202.032	101.056	102.678	100.498
Na 330.237	4032.07	3917.27	4024.83
Ni 231.604	103.995	104.012	103.021
Pb 220.353	47.2110	52.4883	48.7775
Sb 206.834	67.7809	64.7292	71.9449
Se 196.026	99.5251	98.0088	96.7304
Sn 189.925	208.016	208.964	202.864
Sr 216.596	102.253	102.488	100.844
Ti 334.941	110.697	110.563	109.656
Tl 190.794	45.4039	37.7678	40.0259
V 292.401	102.148	102.272	101.258
Zn 206.200	104.285	101.704	100.461

Label	Sol'n Conc.	Units	SD	%RSD	Int. (c/s)
Ag 328.068	52.9613	ppb	0.1488	0.3	3782.71
Al 308.215	4869.12	ppb	28.2463	0.6	27612.4
As 188.980	146.665	ppb	3.7025	2.5	99.3894
B 249.678	201.356	ppb	1.3524	0.7	1712.14
Ba 389.178	100.200	ppb	0.4948	0.5	2635.98
Be 313.042	50.8076	ppb	0.2861	0.6	104452
Ca 370.602	4901	ppb	25.79	0.5	19415
Cd 226.502	51.8043	ppb	0.2940	0.6	1950.51
Co 228.615	50.1704	ppb	0.3033	0.6	637.363
Cr 267.716	102.512	ppb	0.6862	0.7	4671.94
Cu 324.754	100.108	ppb	0.8379	0.8	5455.41
Fe 271.441	5121.05	ppb	25.3483	0.5	8196.28
K 766.491	4996.14	ppb	24.3326	0.5	336665
Mg 279.078	5003.25	ppb	24.4250	0.5	10452.9
Mn 257.610	529.092	ppb	3.1538	0.6	117023
Mo 202.032	101.411	ppb	1.1324	1.1	772.456
Na 330.237	3991.39	ppb	64.2888	1.6	203.975
Ni 231.604	103.676	ppb	0.5672	0.5	252.802
Pb 220.353	49.4923	ppb	2.7103	5.5	84.6427
Sb 206.834	68.1516	ppb	3.6221	5.3	68.7201
Se 196.026	98.0881	ppb	1.3990	1.4	49.9110
Sn 189.925	206.614	ppb	3.2825	1.6	208.860
Sr 216.596	101.862	ppb	0.8894	0.9	1149.25
Ti 334.941	110.305	ppb	0.5662	0.5	34620.1
Tl 190.794	41.0659	ppb	3.9228	9.6	43.9662
V 292.401	101.893	ppb	0.5528	0.5	2985.74
Zn 206.200	102.150	ppb	1.9509	1.9	164.980

E03182013.vvq. All Data Report 3/20/2013, 10:34:42 AM

LCS 680-269487/3-A (Samp) 3/19/2013, 2:34:19 AM Rack 3, Tube 21

Weight: 1

Volume: 1

Dilution: 1

Label	Replicates Concentration		
Ag 328.068	204.818	203.078	203.024
Al 308.215	2054.68	2050.35	2055.27
As 188.980	219.128	215.992	218.365
B 249.678	396.383	397.689	401.628
Ba 389.178	197.820	197.517	197.703
Be 313.042	201.880	201.546	202.179
Ca 370.602	19208	19215	19244
Cd 226.502	202.911	202.207	202.193
Co 228.615	197.309	199.040	197.090
Cr 267.716	201.071	200.184	200.822
Cu 324.754	199.379	197.906	197.894
Fe 271.441	20941.3	20852.6	20897.0
K 766.491	19137.6	19087.1	19116.1
Mg 279.078	19886.5	19849.2	19926.5
Mn 257.610	2064.96	2061.67	2066.98
Mo 202.032	199.732	197.933	199.872
Na 330.237	17548.8	17325.7	17294.6
Ni 231.604	203.915	203.488	201.564
Pb 220.353	197.945	200.171	194.905
Sb 206.834	193.349	198.045	199.024
Se 196.026	193.665	190.748	198.344
Sn 189.925	211.093	212.240	216.652
Sr 216.596	214.256	215.309	214.397
Ti 334.941	200.849	200.723	201.394
Tl 190.794	44.8987	42.9591	43.9235
V 292.401	200.821	200.337	200.095
Zn 206.200	193.065	193.702	194.073

Label	Sol'n Conc.	Units	SD	%RSD	Int. (c/s)
Ag 328.068	203.640	ppb	1.0209	0.5	14700.2
Al 308.215	2053.43	ppb	2.6843	0.1	11837.2
As 188.980	217.828	ppb	1.6356	0.8	148.319
B 249.678	398.567	ppb	2.7306	0.7	3351.10
Ba 389.178	197.680	ppb	0.1528	0.1	5268.72
Be 313.042	201.868	ppb	0.3169	0.2	415775
Ca 370.602	19222	ppb	19.42	0.1	75980
Cd 226.502	202.437	ppb	0.4105	0.2	7600.74
Co 228.615	197.813	ppb	1.0680	0.5	2469.76
Cr 267.716	200.692	ppb	0.4573	0.2	9150.45
Cu 324.754	198.393	ppb	0.8535	0.4	10688.6
Fe 271.441	20897.0	ppb	44.3320	0.2	33429.2
K 766.491	19113.6	ppb	25.3497	0.1	1287398
Mg 279.078	19887.4	ppb	38.6573	0.2	41495.3
Mn 257.610	2064.54	ppb	2.6795	0.1	456537
Mo 202.032	199.179	ppb	1.0815	0.5	1509.02
Na 330.237	17389.7	ppb	138.646	0.8	894.623
Ni 231.604	202.989	ppb	1.2523	0.6	496.955
Pb 220.353	197.674	ppb	2.6438	1.3	330.160
Sb 206.834	196.806	ppb	3.0337	1.5	198.592
Se 196.026	194.252	ppb	3.8317	2.0	98.9225
Sn 189.925	213.328	ppb	2.9350	1.4	215.643
Sr 216.596	214.654	ppb	0.5716	0.3	2420.96
Ti 334.941	200.989	ppb	0.3568	0.2	63226.2
Tl 190.794	43.9271	ppb	0.9698	2.2	43.1443
V 292.401	200.418	ppb	0.3697	0.2	5873.45
Zn 206.200	193.613	ppb	0.5998	0.3	321.408

E03182013.wvq. All Data Report 3/20/2013, 10:34:42 AM

680-88244-B-4-B (Samp) 3/19/2013, 2:39:56 AM Rack 3, Tube 22

Weight: 1

Volume: 1

Dilution: 1

Label	Replicates Concentration		
Ag 328.068	0.5964	0.2822	-0.4675u
Al 308.215	50736.8	50831.9	50781.5
As 188.980	771.805	781.838	781.683
B 249.678	-14.9129u	-14.3194u	-14.6366u
Ba 389.178	1332.44	1334.60	1338.61
Be 313.042	6.0940	6.0992	6.0971
Ca 370.602	35078	35089	35088
Cd 226.502	-0.8830	-1.0281	-1.2247
Co 228.615	73.8481	74.5164	74.6764
Cr 267.716	167.513	168.365	167.933
Cu 324.754	1407.75	1400.28	1421.69
Fe 271.441	363122	363557	362515
K 766.491	4792.78	4786.77	4778.20
Mg 279.078	4488.32	4497.85	4496.02
Mn 257.610	2512.10	2523.05	2516.03
Mo 202.032	18.5882	18.4491	18.4493
Na 330.237	581.371u	508.054u	555.256u
Ni 231.604	134.629	133.325	133.201
Pb 220.353	1772.89	1774.91	1773.82
Sb 206.834	57.8670	67.3274	64.8743
Se 196.026	19.1520	11.1435	6.3329
Sn 189.925	540.886	536.552	539.080
Sr 216.596	630.628	636.379	636.554
Ti 334.941	2279.75	2284.68	2289.95
Tl 190.794	-3.1606u	-3.6814u	2.0949u
V 292.401	217.402	218.174	217.410
Zn 206.200	889.731	891.235	894.842

Label	Sol'n Conc.	Units	SD	%RSD	Int. (c/s)
Ag 328.068	0.1370	ppb	0.5466	398.9	-59.6323
Al 308.215	50783.4	ppb	47.5701	0.1	285022
As 188.980	778.442	ppb	5.7484	0.7	531.301
B 249.678	-14.6230	ppb	0.2970	2.0	-394.285
Ba 389.178	1335.22	ppb	3.1341	0.2	35665.7
Be 313.042	6.0968	ppb	0.0026	0.0	12319.3
Ca 370.602	35085	ppb	5.955	0.0	105597
Cd 226.502	-1.0453	ppb	0.1715	16.4	792.389
Co 228.615	74.3469	ppb	0.4394	0.6	989.833
Cr 267.716	167.937	ppb	0.4263	0.3	7742.73
Cu 324.754	1409.91	ppb	10.8706	0.8	75212.7
Fe 271.441	363065	ppb	523.132	0.1	580210
K 766.491	4785.92	ppb	7.3274	0.2	322507
Mg 279.078	4494.06	ppb	5.0603	0.1	9408.73
Mn 257.610	2517.06	ppb	5.5444	0.2	557356
Mo 202.032	18.4955	ppb	0.0803	0.4	128.159
Na 330.237	548.227	ppb	37.1606	6.8	-106.492
Ni 231.604	133.719	ppb	0.7913	0.6	333.484
Pb 220.353	1773.88	ppb	1.0102	0.1	2938.46
Sb 206.834	63.3562	ppb	4.9095	7.7	73.5481
Se 196.026	12.2095	ppb	6.4757	53.0	9.1998
Sn 189.925	538.839	ppb	2.1768	0.4	543.868
Sr 216.596	634.520	ppb	3.3722	0.5	7300.46
Ti 334.941	2284.79	ppb	5.1017	0.2	718761
Tl 190.794	-1.5824	ppb	3.1952	201.9	-43.8508
V 292.401	217.662	ppb	0.4437	0.2	6460.60
Zn 206.200	891.936	ppb	2.6269	0.3	1431.87

E03182013.wvq. All Data Report 3/20/2013, 10:34:42 AM

680-88244-B-5-B (Samp) 3/19/2013, 2:45:23 AM Rack 3, Tube 23

Weight: 1

Volume: 1

Dilution: 1

Label	Replicates Concentration		
Ag 328.068	-1.1713u	-0.4935u	-1.1855u
Al 308.215	90442.7	90484.7	90627.2
As 188.980	38.3373	35.5199	43.7048
B 249.678	-60.2023u	-59.5436u	-60.4206u
Ba 389.178	163.533	163.106	164.203
Be 313.042	1.2771	1.2814	1.2857
Ca 370.602	2760u	2820u	2800u
Cd 226.502	-4.4116	-4.0635	-4.1892
Co 228.615	3.9495	2.8550	2.5877
Cr 267.716	415.536	415.343	417.128
Cu 324.754	148.275	148.691	146.962
Fe 271.441	381389	382111	383074
K 766.491	1637.74	1635.84	1630.89
Mg 279.078	1368.65	1364.96	1371.96
Mn 257.610	190.098	189.984	190.525
Mo 202.032	6.9360	7.8879	7.8632
Na 330.237	88.2358u	-160.420u	127.445u
Ni 231.604	19.4765	20.0777	17.8875
Pb 220.353	208.223	214.558	210.658
Sb 206.834	-3.7807	2.1935	-6.4343
Se 196.026	10.4953	11.6005	14.2148
Sn 189.925	33.4703	30.3606	27.8194
Sr 216.596	89.8631	89.4095	90.1013
Ti 334.941	1846.53	1841.20	1840.22
Tl 190.794	-2.5827u	-8.2922u	-5.2216u
V 292.401	756.355	756.722	756.868
Zn 206.200	94.7148	93.7328	93.3814

Label	Sol'n Conc.	Units	SD	%RSD	Int. (c/s)
Ag 328.068	-0.9501	ppb	0.3955	41.6	-121.216
Al 308.215	90518.2	ppb	96.7139	0.1	507788
As 188.980	39.1873	ppb	4.1582	10.6	22.5122
B 249.678	-60.0555	ppb	0.4566	0.8	-791.038
Ba 389.178	163.614	ppb	0.5528	0.3	4896.29
Be 313.042	1.2814	ppb	0.0043	0.3	2369.05
Ca 370.602	2793	ppb	30.44	1.1	-27629
Cd 226.502	-4.2214	ppb	0.1763	4.2	718.080
Co 228.615	3.1308	ppb	0.7216	23.0	93.4576
Cr 267.716	416.002	ppb	0.9794	0.2	19027.8
Cu 324.754	147.976	ppb	0.9023	0.6	8109.12
Fe 271.441	382191	ppb	845.273	0.2	610769
K 766.491	1634.82	ppb	3.5366	0.2	110299
Mg 279.078	1368.52	ppb	3.5036	0.3	2914.19
Mn 257.610	190.202	ppb	0.2856	0.2	43077.8
Mo 202.032	7.5624	ppb	0.5426	7.2	43.6123
Na 330.237	18.4203	ppb	156.116	847.5	-130.092
Ni 231.604	19.1472	ppb	1.1316	5.9	52.5583
Pb 220.353	211.146	ppb	3.1960	1.5	349.868
Sb 206.834	-2.6739	ppb	4.4191	165.3	10.4013
Se 196.026	12.1036	ppb	1.9101	15.8	8.6760
Sn 189.925	30.5501	ppb	2.8302	9.3	31.3111
Sr 216.596	89.7913	ppb	0.3515	0.4	1179.05
Ti 334.941	1842.65	ppb	3.3951	0.2	579651
Tl 190.794	-5.3655	ppb	2.8575	53.3	-45.9961
V 292.401	756.648	ppb	0.2644	0.0	22377.8
Zn 206.200	93.9430	ppb	0.6911	0.7	159.815

E03182013.wvq. All Data Report 3/20/2013, 10:34:42 AM

680-88244-B-6-B (Samp) **3/19/2013, 2:50:59 AM** **Rack 3, Tube 24****Weight: 1****Volume: 1****Dilution: 1**

Label	Replicates Concentration		
Ag 328.068	-0.2047u	-0.1504u	-1.4559u
Al 308.215	60149.9	60453.2	60566.8
As 188.980	16.7177	15.1157	22.7128
B 249.678	-11.9459u	-10.7586u	-12.1279u
Ba 389.178	187.591	188.462	187.743
Be 313.042	1.1641	1.1760	1.1645
Ca 370.602	1445u	1463u	1468u
Cd 226.502	-1.0808	-1.1922	-1.0416
Co 228.615	7.6287	7.9215	7.7847
Cr 267.716	128.495	129.555	127.830
Cu 324.754	44.9869	44.3049	44.5599
Fe 271.441	103282	103779	104010
K 766.491	1310.06	1318.77	1316.80
Mg 279.078	1052.40	1053.08	1060.20
Mn 257.610	824.257	827.912	828.682
Mo 202.032	5.9935	5.9640	5.9076
Na 330.237	163.528u	-8.0805u	-100.328u
Ni 231.604	19.7886	17.8774	18.1497
Pb 220.353	44.5667	44.1738	45.6958
Sb 206.834	-2.2119	3.4654	-4.0734u
Se 196.026	-0.8829	-3.5225u	-3.1191u
Sn 189.925	16.8156	13.1723	16.5805
Sr 216.596	37.5856	36.8545	37.4757
Ti 334.941	775.328	777.360	776.077
Tl 190.794	4.8971u	1.1574u	1.0697u
V 292.401	354.042	355.303	355.240
Zn 206.200	67.9855	67.6061	69.7067

Label	Sol'n Conc.	Units	SD	%RSD	Int. (c/s)
Ag 328.068	-0.6037	ppb	0.7386	122.4	-92.0597
Al 308.215	60389.9	ppb	215.535	0.4	338878
As 188.980	18.1821	ppb	4.0047	22.0	10.2599
B 249.678	-11.6108	ppb	0.7436	6.4	-153.819
Ba 389.178	187.932	ppb	0.4651	0.2	5087.76
Be 313.042	1.1682	ppb	0.0067	0.6	2152.77
Ca 370.602	1458	ppb	12.06	0.8	-4554
Cd 226.502	-1.1049	ppb	0.0781	7.1	202.224
Co 228.615	7.7783	ppb	0.1465	1.9	129.945
Cr 267.716	128.627	ppb	0.8697	0.7	5884.12
Cu 324.754	44.6172	ppb	0.3446	0.8	2530.01
Fe 271.441	103690	ppb	372.234	0.4	165710
K 766.491	1315.21	ppb	4.5696	0.3	88774.9
Mg 279.078	1055.23	ppb	4.3206	0.4	2209.65
Mn 257.610	826.950	ppb	2.3642	0.3	183092
Mo 202.032	5.9550	ppb	0.0436	0.7	46.7194
Na 330.237	18.3731	ppb	133.902	728.8	-37.4265
Ni 231.604	18.6052	ppb	1.0338	5.6	45.8444
Pb 220.353	44.8121	ppb	0.7901	1.8	75.7164
Sb 206.834	-0.9400	ppb	3.9270	417.8	2.9803
Se 196.026	-2.5082	ppb	1.4219	56.7	-0.1947
Sn 189.925	15.5228	ppb	2.0390	13.1	16.1648
Sr 216.596	37.3053	ppb	0.3942	1.1	469.763
Ti 334.941	776.255	ppb	1.0274	0.1	244124
Tl 190.794	2.3747	ppb	2.1848	92.0	-10.1125
V 292.401	354.862	ppb	0.7105	0.2	10496.6
Zn 206.200	68.4328	ppb	1.1495	1.6	319.803

E03182013.wvq. All Data Report 3/20/2013, 10:34:42 AM

Cont Calib Verif (CCV) 3/19/2013, 2:56:27 AM Rack 3, Tube 25
 Weight: 1 Volume: 1 Dilution: 1

Label	Replicates Concentration		
Ag 328.068	499.671	495.949	504.068
Al 308.215	4960.25	4997.48	4942.55
As 188.980	454.058	462.911	476.009
B 249.678	2498.42	2530.41	2542.30
Ba 389.178	4871.51	4896.43	4885.65
Be 313.042	489.297	492.262	489.943
Ca 370.602	4851	4886	4862
Cd 226.502	493.961	495.714	494.989
Co 228.615	488.864	490.492	490.451
Cr 267.716	4889.27	4918.60	4897.96
Cu 324.754	4816.69	4771.50	4783.98
Fe 271.441	5019.22	5045.19	5039.29
K 766.491	9394.73	9489.33	9478.54
Mg 279.078	4869.05	4891.34	4881.12
Mn 257.610	4954.56	4988.75	4966.85
Mo 202.032	490.561	493.126	490.777
Na 330.237	7271.59	7212.04	7138.09
Ni 231.604	2472.62	2483.56	2481.31
Pb 220.353	494.922	492.671	490.668
Sb 206.834	932.745	925.835	941.769
Se 196.026	4803.65	4830.10	4835.20
Sn 189.925	4935.14	4969.28	4931.95
Sr 216.596	2444.31	2450.07	2444.50
Ti 334.941	479.544	482.203	480.929
Tl 190.794	4923.88	4949.25	4953.14
V 292.401	4873.04	4908.05	4896.87
Zn 206.200	2435.49	2447.67	2437.68

Label	Sol'n Conc.	Units	SD	%RSD	Int. (c/s)	QC Value
Ag 328.068	499.896	ppb	4.0643	0.8	36105.1	99.97923
Al 308.215	4966.76	ppb	28.0358	0.6	28127.0	99.33518
As 188.980	464.326	ppb	11.0437	2.4	317.689	92.86518
B 249.678	2523.71	ppb	22.6967	0.9	21166.6	100.94842
Ba 389.178	4884.53	ppb	12.4982	0.3	128393	97.69064
Be 313.042	490.501	ppb	1.5593	0.3	1010420	98.10014
Ca 370.602	4866	ppb	17.78	0.4	19581	97.32343
Cd 226.502	494.888	ppb	0.8805	0.2	18464.9	98.97765
Co 228.615	489.935	ppb	0.9285	0.2	6108.59	97.98709
Cr 267.716	4901.95	ppb	15.0634	0.3	223184	98.03893
Cu 324.754	4790.73	ppb	23.3389	0.5	254842	95.81450
Fe 271.441	5034.56	ppb	13.6145	0.3	8163.94	100.69126
K 766.491	9454.20	ppb	51.7840	0.5	636890	94.54204
Mg 279.078	4880.50	ppb	11.1584	0.2	10126.4	97.61006
Mn 257.610	4970.05	ppb	17.3204	0.3	1098616	99.40105
Mo 202.032	491.488	ppb	1.4228	0.3	3705.84	98.29762
Na 330.237	7207.24	ppb	66.8806	0.9	350.368	96.09652
Ni 231.604	2479.16	ppb	5.7820	0.2	6085.50	99.16657
Pb 220.353	492.753	ppb	2.1283	0.4	818.704	98.55070
Sb 206.834	933.450	ppb	7.9903	0.9	980.689	37.33800Q
Se 196.026	4822.98	ppb	16.9335	0.4	2435.52	96.45968
Sn 189.925	4945.46	ppb	20.6902	0.4	4987.33	98.90910
Sr 216.596	2446.30	ppb	3.2742	0.1	27469.5	97.85184
Ti 334.941	480.892	ppb	1.3300	0.3	151206	96.17837
Tl 190.794	4942.09	ppb	15.8936	0.3	5573.83	98.84180
V 292.401	4892.65	ppb	17.8795	0.4	144268	97.85306
Zn 206.200	2440.28	ppb	6.4894	0.3	3901.03	97.61122

E03182013.vvq. All Data Report 3/20/2013, 10:34:42 AM

Cont Calib Blank (CCB) 3/19/2013, 3:01:53 AM Rack 3, Tube 26
 Weight: 1 Volume: 1 Dilution: 1

Label	Replicates Concentration		
Ag 328.068	0.6375	-0.2702u	-0.1376u
Al 308.215	-2.5329u	-2.9221u	-2.9840u
As 188.980	0.2233	3.5314	4.4880
B 249.678	24.6327	23.0174	20.0050
Ba 389.178	0.7482	0.0392	1.2437
Be 313.042	0.0674	0.0465	0.0718
Ca 370.602	2.600	2.124	1.700
Cd 226.502	0.1984	0.0751	0.0047
Co 228.615	-0.0965u	-0.6131u	0.5717
Cr 267.716	0.6832	0.7995	0.8175
Cu 324.754	0.9372	0.3284	0.8120
Fe 271.441	6.9330	2.7942	4.0382
K 766.491	1.0454	1.4643	1.3820
Mg 279.078	0.6649	-0.5935u	-0.4491u
Mn 257.610	0.7274	0.6492	0.8696
Mo 202.032	0.9599	-0.0198u	0.6241
Na 330.237	255.359	79.5508	-130.723u
Ni 231.604	-0.7128u	0.8204	0.3728
Pb 220.353	-1.1695u	1.2127	-0.8689u
Sb 206.834	3.5945	0.4512	0.7112
Se 196.026	-0.4268u	6.5023	3.3803
Sn 189.925	0.5329	-2.0835u	1.2509
Sr 216.596	0.5257	0.5277	0.3851
Ti 334.941	0.3923	0.3425	0.4529
Tl 190.794	5.6404	0.8751	2.9260
V 292.401	0.8847	0.4260	0.5672
Zn 206.200	-0.3097u	0.7147	0.9389

Label	Sol'n Conc.	Units	SD	%RSD	Int. (c/s)	QC Value
Ag 328.068	0.0766	ppb	0.4903	640.0	-46.6835	0.07660
Al 308.215	-2.8130	ppb	0.2445	8.7	286.030	-2.81301
As 188.980	2.7476	ppb	2.2378	81.4	0.4533	2.74759
B 249.678	22.5517	ppb	2.3487	10.4	218.538	22.55168
Ba 389.178	0.6770	ppb	0.6054	89.4	-3.7668	0.67701
Be 313.042	0.0619	ppb	0.0135	21.8	-117.378	0.06188
Ca 370.602	2.141	ppb	0.4502	21.0	18.04	2.14126
Cd 226.502	0.0927	ppb	0.0980	105.7	11.4649	0.09272
Co 228.615	-0.0460	ppb	0.5940	1292.2	14.2037	-0.04597
Cr 267.716	0.7667	ppb	0.0729	9.5	36.7730	0.76672
Cu 324.754	0.6925	ppb	0.3215	46.4	165.439	0.69255
Fe 271.441	4.5885	ppb	2.1236	46.3	11.6587	4.58848
K 766.491	1.2972	ppb	0.2219	17.1	290.340	1.29724
Mg 279.078	-0.1259	ppb	0.6886	546.9	19.7781	-0.12591
Mn 257.610	0.7487	ppb	0.1117	14.9	198.757	0.74872
Mo 202.032	0.5214	ppb	0.4979	95.5	11.8028	0.52137
Na 330.237	68.0621	ppb	193.297	284.0	3.1399	68.06213
Ni 231.604	0.1601	ppb	0.7884	492.4	-1.4673	0.16013
Pb 220.353	-0.2752	ppb	1.2974	471.4	2.4236	-0.27524
Sb 206.834	1.5856	ppb	1.7446	110.0	1.9437	1.58562
Se 196.026	3.1519	ppb	3.4702	110.1	1.8365	3.15195
Sn 189.925	-0.0999	ppb	1.7550	1757.1	0.4134	-0.09988
Sr 216.596	0.4795	ppb	0.0818	17.1	11.5988	0.47948
Ti 334.941	0.3959	ppb	0.0553	14.0	16.3044	0.39587
Tl 190.794	3.1472	ppb	2.3903	76.0	2.5059	3.14716
V 292.401	0.6260	ppb	0.2349	37.5	17.3696	0.62596
Zn 206.200	0.4480	ppb	0.6657	148.6	2.1389	0.44798

E03182013.wvq. All Data Report 3/20/2013, 10:34:42 AM

680-88244-B-7-B (Samp) 3/19/2013, 3:07:20 AM Rack 3, Tube 27

Weight: 1

Volume: 1

Dilution: 1

Label	Replicates Concentration		
Ag 328.068	-0.7553u	-0.5108u	-0.8964u
Al 308.215	92023.7	92364.3	91788.9
As 188.980	14.8526	13.7115	16.2205
B 249.678	-27.9121u	-26.1398u	-27.5435u
Ba 389.178	99.9283	99.9281	99.8353
Be 313.042	1.4725	1.4653	1.4518
Ca 370.602	1743u	1722u	1769u
Cd 226.502	-2.6769	-2.6839	-2.9002
Co 228.615	6.2638	6.5156	6.6033
Cr 267.716	240.507	240.876	239.555
Cu 324.754	89.5310	90.5364	90.0238
Fe 271.441	218084	218994	217783
K 766.491	1910.19	1922.72	1912.47
Mg 279.078	1542.59	1552.74	1541.88
Mn 257.610	338.610	343.583	337.584
Mo 202.032	6.7886	7.5272	7.9275
Na 330.237	-147.719u	331.033u	273.065u
Ni 231.604	14.8469	16.5643	13.2846
Pb 220.353	61.4161	63.4296	64.1642
Sb 206.834	-0.8755	-6.4985	1.9121
Se 196.026	4.1971	3.3301	4.1615
Sn 189.925	17.6380	19.3858	18.5760
Sr 216.596	30.5634	30.0913	28.7789
Ti 334.941	1167.72	1173.97	1165.39
Tl 190.794	-0.7704u	-2.4390u	-2.0784u
V 292.401	615.803	618.358	614.425
Zn 206.200	67.6852	70.3718	65.9401

Label	Sol'n Conc.	Units	SD	%RSD	Int. (c/s)
Ag 328.068	-0.7208	ppb	0.1951	27.1	-101.283
Al 308.215	92059.0	ppb	289.280	0.3	516429
As 188.980	14.9282	ppb	1.2562	8.4	7.1154
B 249.678	-27.1985	ppb	0.9352	3.4	-379.986
Ba 389.178	99.8972	ppb	0.0536	0.1	2960.26
Be 313.042	1.4632	ppb	0.0105	0.7	2751.97
Ca 370.602	1745	ppb	23.67	1.4	-15181
Cd 226.502	-2.7537	ppb	0.1270	4.6	401.856
Co 228.615	6.4609	ppb	0.1762	2.7	120.805
Cr 267.716	240.313	ppb	0.6818	0.3	10992.0
Cu 324.754	90.0304	ppb	0.5027	0.6	4978.16
Fe 271.441	218287	ppb	630.620	0.3	348842
K 766.491	1915.13	ppb	6.6734	0.3	129176
Mg 279.078	1545.74	ppb	6.0791	0.4	3252.13
Mn 257.610	339.926	ppb	3.2090	0.9	75746.8
Mo 202.032	7.4145	ppb	0.5778	7.8	51.2495
Na 330.237	152.127	ppb	261.286	171.8	-68.2464
Ni 231.604	14.8986	ppb	1.6405	11.0	38.9736
Pb 220.353	63.0033	ppb	1.4228	2.3	104.941
Sb 206.834	-1.8206	ppb	4.2842	235.3	5.7850
Se 196.026	3.8962	ppb	0.4906	12.6	3.5992
Sn 189.925	18.5333	ppb	0.8747	4.7	19.1976
Sr 216.596	29.8112	ppb	0.9246	3.1	434.529
Ti 334.941	1169.03	ppb	4.4384	0.4	367709
Tl 190.794	-1.7626	ppb	0.8779	49.8	-25.5734
V 292.401	616.195	ppb	1.9956	0.3	18224.0
Zn 206.200	67.9990	ppb	2.2324	3.3	109.756

E03182013.wvq. All Data Report 3/20/2013, 10:34:42 AM

680-88289-B-2-C (Samp) 3/19/2013, 3:12:47 AM Rack 3, Tube 28

Weight: 1

Volume: 1

Dilution: 1

Label	Replicates Concentration		
Ag 328.068	-1.6099u	-1.3931u	-1.4246u
Al 308.215	118940	118881	118080
As 188.980	44.1178	40.1248	34.2582
B 249.678	-18.7443u	-20.1539u	-18.4242u
Ba 389.178	128.532	128.631	128.658
Be 313.042	2.1040	2.1044	2.0932
Ca 370.602	3122u	3118u	3120u
Cd 226.502	-1.4368	-1.5321	-1.4193
Co 228.615	22.6335	24.2346	23.5442
Cr 267.716	242.096	242.053	241.335
Cu 324.754	64.1427	62.5592	63.9560
Fe 271.441	152317	151958	150907
K 766.491	3273.12	3266.05	3248.03
Mg 279.078	2860.44	2861.07	2837.49
Mn 257.610	536.981	536.461	533.020
Mo 202.032	5.6696	6.1926	5.9996
Na 330.237	151.232u	299.673u	373.733u
Ni 231.604	38.2270	41.3323	38.9888
Pb 220.353	88.5929	85.1851	88.9467
Sb 206.834	-1.1663	-2.5187	-5.2981
Se 196.026	1.3685	-1.0373	-0.7005
Sn 189.925	14.2948	17.1663	15.2467
Sr 216.596	37.2202	37.4363	37.7915
Ti 334.941	1089.61	1090.67	1085.87
Tl 190.794	0.3222u	0.1638u	4.0213u
V 292.401	319.089	318.923	317.400
Zn 206.200	118.420	113.119	114.861

Label	Sol'n Conc.	Units	SD	%RSD	Int. (c/s)
Ag 328.068	-1.4759	ppb	0.1171	7.9	-156.721
Al 308.215	118634	ppb	480.246	0.4	665429
As 188.980	39.5003	ppb	4.9594	12.6	24.5540
B 249.678	-19.1075	ppb	0.9203	4.8	-256.692
Ba 389.178	128.607	ppb	0.0663	0.1	3611.04
Be 313.042	2.1005	ppb	0.0063	0.3	4081.69
Ca 370.602	3120	ppb	2.003	0.1	-2725
Cd 226.502	-1.4627	ppb	0.0607	4.1	298.365
Co 228.615	23.4707	ppb	0.8031	3.4	332.274
Cr 267.716	241.828	ppb	0.4271	0.2	11049.7
Cu 324.754	63.5526	ppb	0.8653	1.4	3552.41
Fe 271.441	151727	ppb	732.498	0.5	242477
K 766.491	3262.40	ppb	12.9388	0.4	219907
Mg 279.078	2853.00	ppb	13.4395	0.5	5957.44
Mn 257.610	535.487	ppb	2.1527	0.4	118806
Mo 202.032	5.9539	ppb	0.2645	4.4	44.2811
Na 330.237	274.880	ppb	113.303	41.2	-41.4651
Ni 231.604	39.5160	ppb	1.6184	4.1	98.1391
Pb 220.353	87.5749	ppb	2.0771	2.4	145.220
Sb 206.834	-2.9944	ppb	2.1066	70.4	3.1378
Se 196.026	-0.1231	ppb	1.3027	1058.3	1.2225
Sn 189.925	15.5692	ppb	1.4627	9.4	16.2113
Sr 216.596	37.4827	ppb	0.2885	0.8	492.111
Ti 334.941	1088.72	ppb	2.5232	0.2	342443
Tl 190.794	1.5024	ppb	2.1828	145.3	-15.5486
V 292.401	318.470	ppb	0.9307	0.3	9417.84
Zn 206.200	115.467	ppb	2.7022	2.3	185.904

E03182013.vvq. All Data Report 3/20/2013, 10:34:42 AM

680-88289-B-3-C (Samp) 3/19/2013, 3:18:13 AM Rack 3, Tube 29

Weight: 1

Volume: 1

Dilution: 1

Label	Replicates Concentration		
Ag 328.068	-0.9436u	-0.7320u	-0.8701u
Al 308.215	128439	128964	128604
As 188.980	10.7948	16.3208	3.3857
B 249.678	-28.4342u	-29.9945u	-28.7980u
Ba 389.178	122.163	121.535	121.639
Be 313.042	1.7835	1.7866	1.7802
Ca 370.602	1793u	1752u	1750u
Cd 226.502	-2.1695	-1.9738	-2.0032
Co 228.615	5.5078	5.2758	6.9396
Cr 267.716	126.884	127.596	127.475
Cu 324.754	52.2756	52.1689	51.4630
Fe 271.441	189710	190140	189840
K 766.491	2513.60	2516.56	2518.33
Mg 279.078	2349.80	2350.59	2345.02
Mn 257.610	71.4728	71.6390	71.5984
Mo 202.032	5.6624	4.4897	5.6428
Na 330.237	68.6874u	167.803u	337.721u
Ni 231.604	26.4049	27.6885	29.7718
Pb 220.353	61.1845	53.0171	59.3617
Sb 206.834	0.5060	5.6521	5.8040
Se 196.026	3.2962	6.0187	0.7548
Sn 189.925	18.9614	19.0595	12.6217
Sr 216.596	21.8617	22.1274	23.0964
Ti 334.941	971.062	977.905	977.172
Tl 190.794	-1.7341u	-3.7609u	-3.3307u
V 292.401	303.000	305.050	304.932
Zn 206.200	72.2768	72.1614	73.9202

Label	Sol'n Conc.	Units	SD	%RSD	Int. (c/s)
Ag 328.068	-0.8486	ppb	0.1074	12.7	-112.905
Al 308.215	128669	ppb	268.562	0.2	721690
As 188.980	10.1671	ppb	6.4903	63.8	4.0670
B 249.678	-29.0756	ppb	0.8164	2.8	-372.114
Ba 389.178	121.779	ppb	0.3367	0.3	3491.51
Be 313.042	1.7834	ppb	0.0032	0.2	3428.89
Ca 370.602	1765	ppb	24.24	1.4	-12229
Cd 226.502	-2.0488	ppb	0.1055	5.1	363.690
Co 228.615	5.9077	ppb	0.9011	15.3	109.176
Cr 267.716	127.318	ppb	0.3807	0.3	5842.26
Cu 324.754	51.9692	ppb	0.4416	0.8	2948.60
Fe 271.441	189897	ppb	220.521	0.1	303471
K 766.491	2516.16	ppb	2.3897	0.1	169652
Mg 279.078	2348.47	ppb	3.0122	0.1	4915.68
Mn 257.610	71.5701	ppb	0.0867	0.1	16362.6
Mo 202.032	5.2649	ppb	0.6715	12.8	37.1187
Na 330.237	191.404	ppb	136.061	71.1	-56.1448
Ni 231.604	27.9550	ppb	1.6992	6.1	70.4971
Pb 220.353	57.8545	ppb	4.2872	7.4	95.7946
Sb 206.834	3.9874	ppb	3.0159	75.6	9.8752
Se 196.026	3.3566	ppb	2.6325	78.4	3.0903
Sn 189.925	16.8809	ppb	3.6889	21.9	17.5322
Sr 216.596	22.3618	ppb	0.6499	2.9	338.470
Ti 334.941	975.380	ppb	3.7572	0.4	306790
Tl 190.794	-2.9419	ppb	1.0679	36.3	-23.7394
V 292.401	304.327	ppb	1.1513	0.4	9005.46
Zn 206.200	72.7862	ppb	0.9838	1.4	317.792

E03182013.wvq. All Data Report 3/20/2013, 10:34:42 AM

680-88298-B-4-D (Samp) **3/19/2013, 3:23:40 AM** **Rack 3, Tube 30****Weight: 1****Volume: 1****Dilution: 1**

Label	Replicates Concentration		
Ag 328.068	2.4887	2.4590	2.2467
Al 308.215	100096	99942.0	100118
As 188.980	284.418	272.105	286.900
B 249.678	-9.4860u	-9.4839u	-10.8591u
Ba 389.178	2997.01	2994.91	3001.99
Be 313.042	10.9740	10.9665	10.9778
Ca 370.602	110879	110968	111166
Cd 226.502	23.5256	23.5588	23.8108
Co 228.615	113.687	113.929	110.574
Cr 267.716	453.742	454.475	454.721
Cu 324.754	807.428	805.835	805.932
Fe 271.441	339459	337032	337389
K 766.491	10170.2	10097.8	10095.9
Mg 279.078	17567.9	17555.6	17592.1
Mn 257.610	7809.16	7818.66	7802.48
Mo 202.032	17.5208	18.2513	17.9952
Na 330.237	725.027u	684.689u	600.151u
Ni 231.604	162.472	160.163	165.553
Pb 220.353	2507.43	2509.84	2495.57
Sb 206.834	15.8932	16.0251	18.6941
Se 196.026	12.8653	5.3086	1.2890
Sn 189.925	136.940	136.081	136.919
Sr 216.596	566.914	567.965	570.654
Ti 334.941	1646.27	1647.79	1650.94
Tl 190.794	12.3883u	12.0864u	13.1633u
V 292.401	430.706	429.300	430.052
Zn 206.200	8267.16	8284.51	8272.87

Label	Sol'n Conc.	Units	SD	%RSD	Int. (c/s)
Ag 328.068	2.3981	ppb	0.1320	5.5	131.800
Al 308.215	100052	ppb	95.8081	0.1	561246
As 188.980	281.141	ppb	7.9232	2.8	190.376
B 249.678	-9.9430	ppb	0.7934	8.0	-334.720
Ba 389.178	2997.97	ppb	3.6367	0.1	79367.1
Be 313.042	10.9728	ppb	0.0058	0.1	22392.1
Ca 370.602	111004	ppb	146.9	0.1	416225
Cd 226.502	23.6317	ppb	0.1560	0.7	1656.74
Co 228.615	112.730	ppb	1.8713	1.7	1450.23
Cr 267.716	454.313	ppb	0.5091	0.1	20795.9
Cu 324.754	806.398	ppb	0.8930	0.1	43111.0
Fe 271.441	337960	ppb	1310.60	0.4	540099
K 766.491	10121.3	ppb	42.3359	0.4	681816
Mg 279.078	17571.9	ppb	18.5395	0.1	36599.2
Mn 257.610	7810.10	ppb	8.1281	0.1	1727303
Mo 202.032	17.9224	ppb	0.3706	2.1	124.691
Na 330.237	669.956	ppb	63.7287	9.5	-144.743
Ni 231.604	162.729	ppb	2.7041	1.7	404.269
Pb 220.353	2504.28	ppb	7.6358	0.3	4148.47
Sb 206.834	16.8708	ppb	1.5804	9.4	29.2866
Se 196.026	6.4876	ppb	5.8776	90.6	7.4985
Sn 189.925	136.647	ppb	0.4897	0.4	138.350
Sr 216.596	568.511	ppb	1.9288	0.3	6554.82
Ti 334.941	1648.33	ppb	2.3826	0.1	518596
Tl 190.794	12.5460	ppb	0.5555	4.4	-33.9957
V 292.401	430.019	ppb	0.7034	0.2	12710.2
Zn 206.200	8274.85	ppb	8.8454	0.1	32275.8

E03182013.vvq. All Data Report 3/20/2013, 10:34:42 AM

680-88298-B-4-Dsd^5 (Samp) 3/19/2013, 3:29:06 AM Rack 3, Tube 31

Weight: 1

Volume: 1

Dilution: 1

Label	Replicates Concentration		
Ag 328.068	1.2051	0.2419	0.3809
Al 308.215	20488.6	20209.2	20107.7
As 188.980	48.5752	52.7664	52.1179
B 249.678	-0.0352u	-0.3966u	-0.9111u
Ba 389.178	629.128	620.641	619.736
Be 313.042	2.2777	2.2319	2.2255
Ca 370.602	22632	22396	22291
Cd 226.502	4.7315	4.8132	4.7746
Co 228.615	24.0791	23.0606	23.4974
Cr 267.716	95.1518	93.1505	93.2035
Cu 324.754	162.895	160.116	159.945
Fe 271.441	71539.6	70621.1	70396.9
K 766.491	1978.15	1956.51	1946.10
Mg 279.078	3664.21	3622.09	3621.23
Mn 257.610	1678.36	1657.95	1654.91
Mo 202.032	3.7779	3.1265	3.6860
Na 330.237	-122.768u	240.003u	191.090u
Ni 231.604	35.2454	36.1645	33.9633
Pb 220.353	524.867	522.046	520.819
Sb 206.834	0.8645	5.5594	5.8991
Se 196.026	-7.3867u	-3.9225u	-1.8749u
Sn 189.925	32.9062	31.9868	26.8850
Sr 216.596	120.202	119.080	117.584
Ti 334.941	347.213	343.101	341.513
Tl 190.794	4.1244u	3.2231u	3.2347u
V 292.401	89.3937	88.2032	88.5506
Zn 206.200	1762.81	1742.95	1735.11

Label	Sol'n Conc.	Units	SD	%RSD	Int. (c/s)
Ag 328.068	0.6093	ppb	0.5206	85.4	-5.7641
Al 308.215	20268.5	ppb	197.255	1.0	113938
As 188.980	51.1532	ppb	2.2560	4.4	33.4140
B 249.678	-0.4476	ppb	0.4402	98.3	-33.1241
Ba 389.178	623.168	ppb	5.1812	0.8	16481.5
Be 313.042	2.2450	ppb	0.0285	1.3	4386.57
Ca 370.602	22440	ppb	174.9	0.8	83883
Cd 226.502	4.7731	ppb	0.0409	0.9	347.109
Co 228.615	23.5457	ppb	0.5110	2.2	314.572
Cr 267.716	93.8353	ppb	1.1405	1.2	4297.19
Cu 324.754	160.985	ppb	1.6557	1.0	8710.46
Fe 271.441	70852.5	ppb	605.477	0.9	113234
K 766.491	1960.25	ppb	16.3521	0.8	132215
Mg 279.078	3635.84	ppb	24.5668	0.7	7588.32
Mn 257.610	1663.74	ppb	12.7554	0.8	367979
Mo 202.032	3.5301	ppb	0.3526	10.0	30.6454
Na 330.237	102.775	ppb	196.851	191.5	-32.6552
Ni 231.604	35.1244	ppb	1.1056	3.1	85.7614
Pb 220.353	522.577	ppb	2.0760	0.4	867.976
Sb 206.834	4.1076	ppb	2.8138	68.5	6.9794
Se 196.026	-4.3947	ppb	2.7861	63.4	-1.1311
Sn 189.925	30.5927	ppb	3.2437	10.6	31.3720
Sr 216.596	118.955	ppb	1.3131	1.1	1376.48
Ti 334.941	343.942	ppb	2.9419	0.9	108125
Tl 190.794	3.5274	ppb	0.5171	14.7	-6.9939
V 292.401	88.7159	ppb	0.6122	0.7	2621.54
Zn 206.200	1746.96	ppb	14.2895	0.8	2893.87

E03182013.vvq. All Data Report 3/20/2013, 10:34:42 AM

680-88298-B-4-Dpds (Samp) 3/19/2013, 3:34:33 AM Rack 3, Tube 32**Weight: 1****Volume: 1****Dilution: 1**

Label	Replicates Concentration		
Ag 328.068	52.2481	51.0311	50.8313
Al 308.215	99874.9	99609.6	99919.3
As 188.980	2390.86	2377.32	2387.52
B 249.678	996.174	995.598	1011.33
Ba 389.178	4893.36	4881.47	4876.18
Be 313.042	59.4851	59.3167	59.3420
Ca 370.602	113754	113605	113479
Cd 226.502	70.9008	70.4335	70.9346
Co 228.615	585.649	583.205	588.160
Cr 267.716	640.090	640.146	641.561
Cu 324.754	1037.66	1037.97	1040.63
Fe 271.441	331079	332250	332900
K 766.491	15206.3	15158.3	15172.1
Mg 279.078	22153.7	22096.0	22095.2
Mn 257.610	8127.75	8109.10	8133.63
Mo 202.032	511.284	508.372	508.051
Na 330.237	5537.73	5743.30	5527.95
Ni 231.604	644.260	639.711	645.267
Pb 220.353	2931.71	2907.86	2927.50
Sb 206.834	511.854	513.108	505.923
Se 196.026	1977.33	1950.66	1936.50
Sn 189.925	1102.91	1096.96	1109.16
Sr 216.596	1059.90	1054.71	1054.08
Ti 334.941	2579.75	2569.84	2569.77
Tl 190.794	1913.92	1910.31	1910.81
V 292.401	910.664	909.298	911.128
Zn 206.200	8590.66	8540.64	8546.89

Label	Sol'n Conc.	Units	SD	%RSD	Int. (c/s)
Ag 328.068	51.3702	ppb	0.7669	1.5	3662.75
Al 308.215	99801.3	ppb	167.470	0.2	559896
As 188.980	2385.23	ppb	7.0495	0.3	1637.01
B 249.678	1001.03	ppb	8.9198	0.9	8138.64
Ba 389.178	4883.67	ppb	8.7985	0.2	128937
Be 313.042	59.3813	ppb	0.0908	0.2	122060
Ca 370.602	113613	ppb	137.4	0.1	427591
Cd 226.502	70.7563	ppb	0.2800	0.4	3401.23
Co 228.615	585.672	ppb	2.4777	0.4	7332.36
Cr 267.716	640.599	ppb	0.8335	0.1	29275.4
Cu 324.754	1038.75	ppb	1.6351	0.2	55474.4
Fe 271.441	332076	ppb	922.926	0.3	530770
K 766.491	15178.9	ppb	24.7231	0.2	1022417
Mg 279.078	22115.0	ppb	33.5483	0.2	46075.0
Mn 257.610	8123.49	ppb	12.8065	0.2	1796586
Mo 202.032	509.236	ppb	1.7812	0.3	3830.52
Na 330.237	5602.99	ppb	121.603	2.2	104.128
Ni 231.604	643.079	ppb	2.9605	0.5	1583.60
Pb 220.353	2922.36	ppb	12.7270	0.4	4839.50
Sb 206.834	510.295	ppb	3.8377	0.8	518.439
Se 196.026	1954.83	ppb	20.7322	1.1	990.802
Sn 189.925	1103.01	ppb	6.1039	0.6	1112.80
Sr 216.596	1056.23	ppb	3.1929	0.3	12012.9
Ti 334.941	2573.12	ppb	5.7427	0.2	809557
Tl 190.794	1911.68	ppb	1.9590	0.1	2110.93
V 292.401	910.363	ppb	0.9513	0.1	26815.4
Zn 206.200	8559.40	ppb	27.2521	0.3	32731.8

E03182013.vvq. All Data Report 3/20/2013, 10:34:42 AM

680-88298-B-4-E MS (Samp) 3/19/2013, 3:40:00 AM Rack 3, Tube 33**Weight: 1****Volume: 1****Dilution: 1**

Label	Replicates Concentration		
Ag 328.068	53.4457	53.0105	53.4760
Al 308.215	116211	116119	115950
As 188.980	363.779	362.017	357.368
B 249.678	169.888	168.001	168.135
Ba 389.178	3631.66	3630.90	3630.67
Be 313.042	58.7020	58.6768	58.7128
Ca 370.602	101898	101853	101898
Cd 226.502	69.2687	69.0096	68.7836
Co 228.615	158.005	158.282	155.593
Cr 267.716	598.333	597.453	596.809
Cu 324.754	966.324	977.706	983.766
Fe 271.441	330944	332058	329300
K 766.491	15631.7	15647.2	15678.6
Mg 279.078	20532.0	20518.1	20499.2
Mn 257.610	9257.58	9243.44	9232.09
Mo 202.032	112.556	112.367	111.824
Na 330.237	5735.87	5403.91	5523.08
Ni 231.604	270.072	273.516	272.951
Pb 220.353	2851.84	2858.35	2838.85
Sb 206.834	43.2226	32.9425	45.2657
Se 196.026	82.9723	85.8533	89.4213
Sn 189.925	235.879	228.824	230.689
Sr 216.596	723.668	721.157	721.090
Ti 334.941	1907.90	1908.13	1903.72
Tl 190.794	58.5275	51.8646	55.0961
V 292.401	501.763	501.804	503.121
Zn 206.200	8316.95	8310.51	8303.56

Label	Sol'n Conc.	Units	SD	%RSD	Int. (c/s)
Ag 328.068	53.3107	ppb	0.2605	0.5	3820.84
Al 308.215	116093	ppb	132.513	0.1	651194
As 188.980	361.055	ppb	3.3118	0.9	245.236
B 249.678	168.675	ppb	1.0526	0.6	1166.33
Ba 389.178	3631.07	ppb	0.5178	0.0	96006.7
Be 313.042	58.6972	ppb	0.0185	0.0	120732
Ca 370.602	101883	ppb	25.64	0.0	379914
Cd 226.502	69.0206	ppb	0.2427	0.4	3335.49
Co 228.615	157.293	ppb	1.4790	0.9	2007.87
Cr 267.716	597.532	ppb	0.7648	0.1	27321.4
Cu 324.754	975.932	ppb	8.8550	0.9	52126.3
Fe 271.441	330767	ppb	1387.65	0.4	528613
K 766.491	15652.5	ppb	23.8983	0.2	1054309
Mg 279.078	20516.4	ppb	16.4498	0.1	42716.3
Mn 257.610	9244.37	ppb	12.7685	0.1	2044325
Mo 202.032	112.249	ppb	0.3803	0.3	836.454
Na 330.237	5554.29	ppb	168.168	3.0	109.254
Ni 231.604	272.180	ppb	1.8468	0.7	672.905
Pb 220.353	2849.68	ppb	9.9281	0.3	4720.14
Sb 206.834	40.4770	ppb	6.6045	16.3	53.2480
Se 196.026	86.0823	ppb	3.2306	3.8	47.9900
Sn 189.925	231.798	ppb	3.6558	1.6	234.294
Sr 216.596	721.972	ppb	1.4694	0.2	8272.50
Ti 334.941	1906.58	ppb	2.4794	0.1	599857
Tl 190.794	55.1627	ppb	3.3319	6.0	12.3930
V 292.401	502.229	ppb	0.7726	0.2	14820.9
Zn 206.200	8310.34	ppb	6.6951	0.1	13332.3

E03182013.wvq. All Data Report 3/20/2013, 10:34:42 AM

680-88298-B-4-F MSD (Samp) 3/19/2013, 3:45:26 AM Rack 3, Tube 34**Weight: 1****Volume: 1****Dilution: 1**

Label	Replicates Concentration		
Ag 328.068	49.5513	50.4545	50.7017
Al 308.215	100088	100215	100333
As 188.980	338.810	336.431	333.338
B 249.678	165.679	168.093	169.995
Ba 389.178	3539.73	3537.27	3539.40
Be 313.042	57.3689	57.3029	57.4147
Ca 370.602	98798	98591	98713
Cd 226.502	68.1581	68.1418	68.5368
Co 228.615	148.958	149.089	148.108
Cr 267.716	475.546	474.422	475.203
Cu 324.754	911.656	905.292	901.565
Fe 271.441	291044	290827	291464
K 766.491	14269.6	14282.3	14323.8
Mg 279.078	21134.5	21054.2	21110.6
Mn 257.610	8020.45	8009.24	8006.36
Mo 202.032	109.722	110.388	110.965
Na 330.237	5428.34	5609.27	5463.47
Ni 231.604	240.419	241.932	244.434
Pb 220.353	2898.65	2881.46	2896.54
Sb 206.834	40.6178	36.2937	38.9862
Se 196.026	72.7241	87.1159	69.5725
Sn 189.925	191.617	197.314	190.573
Sr 216.596	722.373	723.270	722.416
Ti 334.941	1978.16	1975.73	1975.40
Tl 190.794	51.6771	55.2853	50.8600
V 292.401	422.982	422.429	423.306
Zn 206.200	7944.41	7910.64	7925.34

Label	Sol'n Conc.	Units	SD	%RSD	Int. (c/s)
Ag 328.068	50.2358	ppb	0.6056	1.2	3592.49
Al 308.215	100212	ppb	122.090	0.1	562155
As 188.980	336.193	ppb	2.7439	0.8	228.419
B 249.678	167.922	ppb	2.1628	1.3	1192.83
Ba 389.178	3538.80	ppb	1.3344	0.0	93519.9
Be 313.042	57.3622	ppb	0.0562	0.1	117982
Ca 370.602	98700	ppb	104.0	0.1	371042
Cd 226.502	68.2789	ppb	0.2235	0.3	3218.24
Co 228.615	148.719	ppb	0.5324	0.4	1904.21
Cr 267.716	475.057	ppb	0.5757	0.1	21731.4
Cu 324.754	906.171	ppb	5.1029	0.6	48405.1
Fe 271.441	291112	ppb	323.847	0.1	465239
K 766.491	14291.9	ppb	28.3492	0.2	962682
Mg 279.078	21099.8	ppb	41.2405	0.2	43951.0
Mn 257.610	8012.02	ppb	7.4427	0.1	1771836
Mo 202.032	110.358	ppb	0.6222	0.6	824.394
Na 330.237	5500.36	ppb	95.9416	1.7	120.889
Ni 231.604	242.262	ppb	2.0280	0.8	598.677
Pb 220.353	2892.22	ppb	9.3783	0.3	4790.57
Sb 206.834	38.6326	ppb	2.1837	5.7	49.3054
Se 196.026	76.4708	ppb	9.3526	12.2	42.5935
Sn 189.925	193.168	ppb	3.6284	1.9	195.341
Sr 216.596	722.687	ppb	0.5060	0.1	8263.96
Ti 334.941	1976.43	ppb	1.5052	0.1	621828
Tl 190.794	52.6074	ppb	2.3548	4.5	15.5286
V 292.401	422.906	ppb	0.4435	0.1	12484.8
Zn 206.200	7926.80	ppb	16.9352	0.2	32717.4

E03182013.wvq. All Data Report 3/20/2013, 10:34:42 AM

680-88298-B-10-B (Samp) **3/19/2013, 3:51:04 AM** **Rack 3, Tube 35****Weight: 1****Volume: 1****Dilution: 1**

Label	Replicates Concentration		
Ag 328.068	0.7655	0.6919	1.0647
Al 308.215	118704	118863	118729
As 188.980	350.349	339.639	345.398
B 249.678	21.0129u	19.9159u	21.3357u
Ba 389.178	3058.57	3059.04	3063.85
Be 313.042	16.3478	16.3675	16.3763
Ca 370.602	170357	171764	169861
Cd 226.502	14.2072	14.1879	14.7121
Co 228.615	99.1701	99.6511	99.2804
Cr 267.716	322.564	323.061	323.089
Cu 324.754	578.110	576.515	576.814
Fe 271.441	360755	361634	360396
K 766.491	13108.1	13162.4	13176.9
Mg 279.078	40927.1	41010.7	40963.3
Mn 257.610	15253.0	15257.5	15233.2
Mo 202.032	26.5758	27.0768	27.2762
Na 330.237	1300.42u	1064.93u	1033.57u
Ni 231.604	149.748	150.470	151.742
Pb 220.353	3500.65	3500.18	3491.59
Sb 206.834	13.8098	13.1947	6.3394
Se 196.026	-0.0033	-5.8971	8.6427
Sn 189.925	214.829	206.011	212.746
Sr 216.596	822.171	821.463	822.910
Ti 334.941	1931.78	1930.29	1933.72
Tl 190.794	30.0522u	34.7501u	36.4328u
V 292.401	425.902	428.038	428.583
Zn 206.200	6064.36	6071.43	6081.54

Label	Sol'n Conc.	Units	SD	%RSD	Int. (c/s)
Ag 328.068	0.8407	ppb	0.1974	23.5	40.7798
Al 308.215	118765	ppb	85.0956	0.1	666167
As 188.980	345.129	ppb	5.3604	1.6	234.802
B 249.678	20.7548	ppb	0.7442	3.6	-98.0299
Ba 389.178	3060.48	ppb	2.9203	0.1	81119.8
Be 313.042	16.3639	ppb	0.0146	0.1	33521.5
Ca 370.602	170660	ppb	987.1	0.6	656087
Cd 226.502	14.3691	ppb	0.2972	2.1	1367.72
Co 228.615	99.3672	ppb	0.2519	0.3	1290.15
Cr 267.716	322.905	ppb	0.2954	0.1	14848.9
Cu 324.754	577.146	ppb	0.8480	0.1	30928.5
Fe 271.441	360928	ppb	637.103	0.2	576802
K 766.491	13149.1	ppb	36.2939	0.3	885722
Mg 279.078	40967.0	ppb	41.9498	0.1	85306.5
Mn 257.610	15247.9	ppb	12.9375	0.1	3371499
Mo 202.032	26.9763	ppb	0.3608	1.3	191.720
Na 330.237	1132.98	ppb	145.856	12.9	-112.963
Ni 231.604	150.653	ppb	1.0092	0.7	375.097
Pb 220.353	3497.47	ppb	5.1000	0.1	5794.14
Sb 206.834	11.1146	ppb	4.1469	37.3	22.6916
Se 196.026	0.9141	ppb	7.3132	800.1	6.6954
Sn 189.925	211.196	ppb	4.6090	2.2	213.552
Sr 216.596	822.181	ppb	0.7235	0.1	9425.41
Ti 334.941	1931.93	ppb	1.7183	0.1	607941
Tl 190.794	33.7450	ppb	3.3069	9.8	-24.8075
V 292.401	427.507	ppb	1.4172	0.3	12647.7
Zn 206.200	6072.44	ppb	8.6362	0.1	9742.79

E03182013.wvq. All Data Report 3/20/2013, 10:34:42 AM

680-88289-B-15-D (Samp) **3/19/2013, 3:56:31 AM** **Rack 3, Tube 36****Weight: 1****Volume: 1****Dilution: 1**

Label	Replicates Concentration		
Ag 328.068	-1.9602u	-1.7548u	-2.0484u
Al 308.215	112519	112607	112467
As 188.980	52.6930	57.9718	55.9282
B 249.678	15.0813u	15.5904u	16.5257u
Ba 389.178	996.215	998.744	999.168
Be 313.042	5.1631	5.1515	5.1492
Ca 370.602	36157	36153	36168
Cd 226.502	-1.9541	-2.3123	-2.0001
Co 228.615	463.792	459.163	457.208
Cr 267.716	284.825	284.359	285.262
Cu 324.754	202.693	200.965	202.379
Fe 271.441	266057	265773	265835
K 766.491	5588.22	5588.96	5612.11
Mg 279.078	3507.29	3517.56	3521.43
Mn 257.610	8024.92	8038.56	8024.75
Mo 202.032	12.8066	12.2422	13.7494
Na 330.237	598.681u	590.505u	906.018u
Ni 231.604	67.6485	68.0849	69.6798
Pb 220.353	546.305	543.170	546.522
Sb 206.834	4.5256	3.5321	1.1192
Se 196.026	11.8191	1.3236	5.0865
Sn 189.925	38.0070	36.9250	38.6250
Sr 216.596	454.977	454.835	455.718
Ti 334.941	2535.27	2531.26	2535.16
Tl 190.794	17.5635u	24.9498u	21.4617u
V 292.401	471.913	471.920	472.230
Zn 206.200	555.842	558.224	555.684

Label	Sol'n Conc.	Units	SD	%RSD	Int. (c/s)
Ag 328.068	-1.9212	ppb	0.1507	7.8	-173.558
Al 308.215	112531	ppb	70.5676	0.1	631210
As 188.980	55.5310	ppb	2.6618	4.8	35.0130
B 249.678	15.7325	ppb	0.7326	4.7	-60.8612
Ba 389.178	998.043	ppb	1.5967	0.2	26649.0
Be 313.042	5.1546	ppb	0.0074	0.1	10375.8
Ca 370.602	36159	ppb	7.772	0.0	120029
Cd 226.502	-2.0888	ppb	0.1949	9.3	537.324
Co 228.615	460.054	ppb	3.3815	0.7	5790.41
Cr 267.716	284.815	ppb	0.4518	0.2	13064.6
Cu 324.754	202.012	ppb	0.9202	0.5	10949.8
Fe 271.441	265888	ppb	149.682	0.1	424977
K 766.491	5596.43	ppb	13.5875	0.2	377091
Mg 279.078	3515.42	ppb	7.3085	0.2	7244.02
Mn 257.610	8029.41	ppb	7.9229	0.1	1775506
Mo 202.032	12.9327	ppb	0.7615	5.9	90.6337
Na 330.237	698.402	ppb	179.848	25.8	-69.0092
Ni 231.604	68.4711	ppb	1.0693	1.6	171.462
Pb 220.353	545.332	ppb	1.8757	0.3	903.975
Sb 206.834	3.0590	ppb	1.7518	57.3	12.1614
Se 196.026	6.0764	ppb	5.3173	87.5	6.9195
Sn 189.925	37.8523	ppb	0.8605	2.3	38.6944
Sr 216.596	455.177	ppb	0.4738	0.1	5243.56
Ti 334.941	2533.90	ppb	2.2854	0.1	797115
Tl 190.794	21.3250	ppb	3.6950	17.3	-16.9437
V 292.401	472.021	ppb	0.1808	0.0	13979.5
Zn 206.200	556.583	ppb	1.4229	0.3	893.484

E03182013.wvq. All Data Report 3/20/2013, 10:34:42 AM

Cont Calib Verif (CCV) 3/19/2013, 4:01:58 AM Rack 3, Tube 37
 Weight: 1 Volume: 1 Dilution: 1

Label	Replicates Concentration		
Ag 328.068	494.334	499.511	497.886
Al 308.215	4976.96	5034.38	5023.16
As 188.980	465.053	469.911	462.575
B 249.678	2532.17	2558.54	2568.48
Ba 389.178	4870.33	4893.54	4876.75
Be 313.042	495.673	497.915	496.328
Ca 370.602	4880	4905	4889
Cd 226.502	496.300	498.693	496.807
Co 228.615	492.009	492.971	492.404
Cr 267.716	4982.50	5000.83	4990.63
Cu 324.754	4769.07	4857.19	4823.51
Fe 271.441	5086.10	5099.91	5100.44
K 766.491	9311.36	9342.58	9352.22
Mg 279.078	4908.15	4919.39	4913.12
Mn 257.610	5035.49	5056.43	5052.94
Mo 202.032	496.467	498.335	497.782
Na 330.237	7088.36	7285.16	7389.69
Ni 231.604	2517.63	2516.68	2511.24
Pb 220.353	502.105	499.001	498.422
Sb 206.834	925.391	938.090	942.665
Se 196.026	4853.94	4881.70	4875.17
Sn 189.925	4925.31	4927.84	4927.68
Sr 216.596	2500.37	2511.18	2506.00
Ti 334.941	487.737	489.470	488.724
Tl 190.794	4901.58	4918.92	4898.81
V 292.401	4916.21	4928.39	4928.16
Zn 206.200	2445.10	2467.76	2449.95

Label	Sol'n Conc.	Units	SD	%RSD	Int. (c/s)	QC Value
Ag 328.068	497.244	ppb	2.6477	0.5	35911.8	99.44878
Al 308.215	5011.50	ppb	30.4328	0.6	28378.5	100.23001
As 188.980	465.846	ppb	3.7317	0.8	318.731	93.16922
B 249.678	2553.07	ppb	18.7633	0.7	21412.4	102.12265
Ba 389.178	4880.21	ppb	11.9825	0.2	128280	97.60412
Be 313.042	496.638	ppb	1.1525	0.2	1023068	99.32770
Ca 370.602	4891	ppb	12.50	0.3	19680	97.82210
Cd 226.502	497.267	ppb	1.2607	0.3	18553.7	99.45335
Co 228.615	492.462	ppb	0.4836	0.1	6140.11	98.49233
Cr 267.716	4991.32	ppb	9.1813	0.2	227253	99.82639
Cu 324.754	4816.59	ppb	44.4675	0.9	256217	96.33179
Fe 271.441	5095.48	ppb	8.1318	0.2	8262.51	101.90966
K 766.491	9335.38	ppb	21.3594	0.2	628889	93.35385
Mg 279.078	4913.56	ppb	5.6335	0.1	10194.4	98.27111
Mn 257.610	5048.29	ppb	11.2166	0.2	1115908	100.96571
Mo 202.032	497.528	ppb	0.9597	0.2	3751.35	99.50558
Na 330.237	7254.40	ppb	152.998	2.1	352.533	96.72537
Ni 231.604	2515.18	ppb	3.4484	0.1	6173.94	100.60725
Pb 220.353	499.843	ppb	1.9806	0.4	830.438	99.96855
Sb 206.834	935.382	ppb	8.9494	1.0	983.354	37.41528Q
Se 196.026	4870.27	ppb	14.5147	0.3	2459.40	97.40545
Sn 189.925	4926.94	ppb	1.4155	0.0	4968.66	98.53888
Sr 216.596	2505.85	ppb	5.4067	0.2	28138.5	100.23393
Ti 334.941	488.644	ppb	0.8695	0.2	153645	97.72877
Tl 190.794	4906.44	ppb	10.8979	0.2	5533.48	98.12875
V 292.401	4924.25	ppb	6.9695	0.1	145196	98.48507
Zn 206.200	2454.27	ppb	11.9275	0.5	3923.21	98.17082

E03182013.vvq. All Data Report 3/20/2013, 10:34:42 AM

Cont Calib Blank (CCB) 3/19/2013, 4:07:25 AM Rack 3, Tube 38

Weight: 1

Volume: 1

Dilution: 1

Label	Replicates Concentration		
Ag 328.068	0.7401	0.2738	0.6624
Al 308.215	-5.2625u	-2.8601u	2.2541
As 188.980	0.4652	0.4788	2.4053
B 249.678	25.0849	21.6649	19.3763
Ba 389.178	0.7293	0.9322	0.5216
Be 313.042	0.0610	0.0582	0.0737
Ca 370.602	1.152	4.036	4.504
Cd 226.502	0.2228	-0.0290u	0.0885
Co 228.615	0.2278	0.3310	0.1127
Cr 267.716	0.5949	0.5137	0.5484
Cu 324.754	0.7562	0.3025	1.2741
Fe 271.441	6.8800	7.2722	10.9370
K 766.491	0.9768	0.8099	1.4181
Mg 279.078	-0.9898u	2.5715	2.4490
Mn 257.610	0.8778	0.8184	1.2029
Mo 202.032	0.9179	0.8280	0.3559
Na 330.237	-52.1955u	106.627	46.4605
Ni 231.604	1.1064	0.6589	2.3526
Pb 220.353	-3.0684u	-0.4027u	-0.3358u
Sb 206.834	5.2724	-1.9046u	-0.9836u
Se 196.026	-5.3384u	-4.3200u	9.1743
Sn 189.925	2.5457	0.7042	1.8374
Sr 216.596	0.2868	0.0249	0.3782
Ti 334.941	0.4316	0.4168	0.4517
Tl 190.794	1.5843	3.4104	1.2320
V 292.401	0.8509	0.6984	0.7209
Zn 206.200	0.6104	0.3825	-0.9053u

Label	Sol'n Conc.	Units	SD	%RSD	Int. (c/s)	QC Value
Ag 328.068	0.5588	ppb	0.2498	44.7	-11.7291	0.55877
Al 308.215	-1.9561	ppb	3.8390	196.3	290.879	-1.95614
As 188.980	1.1164	ppb	1.1162	100.0	-0.6684	1.11645
B 249.678	22.0420	ppb	2.8729	13.0	214.265	22.04202
Ba 389.178	0.7277	ppb	0.2053	28.2	-2.4220	0.72770
Be 313.042	0.0643	ppb	0.0082	12.8	-112.433	0.06431
Ca 370.602	3.231	ppb	1.816	56.2	22.03	3.23062
Cd 226.502	0.0941	ppb	0.1260	133.9	11.5259	0.09409
Co 228.615	0.2238	ppb	0.1092	48.8	17.5413	0.22382
Cr 267.716	0.5523	ppb	0.0408	7.4	27.0120	0.55234
Cu 324.754	0.7776	ppb	0.4862	62.5	169.970	0.77757
Fe 271.441	8.3630	ppb	2.2377	26.8	17.6926	8.36304
K 766.491	1.0683	ppb	0.3143	29.4	274.922	1.06829
Mg 279.078	1.3436	ppb	2.0217	150.5	22.8422	1.34357
Mn 257.610	0.9664	ppb	0.2070	21.4	246.881	0.96636
Mo 202.032	0.7006	ppb	0.3019	43.1	13.1545	0.70061
Na 330.237	33.6308	ppb	80.1850	238.4	1.3566	33.63077
Ni 231.604	1.3726	ppb	0.8777	63.9	1.5099	1.37262
Pb 220.353	-1.2690	ppb	1.5587	122.8	0.7777	-1.26897
Sb 206.834	0.7948	ppb	3.9050	491.3	1.1478	0.79476
Se 196.026	-0.1614	ppb	8.1009	5020.4	0.1645	-0.16136
Sn 189.925	1.6958	ppb	0.9289	54.8	2.2241	1.69580
Sr 216.596	0.2300	ppb	0.1833	79.7	8.7634	0.22997
Ti 334.941	0.4334	ppb	0.0175	4.0	28.1013	0.43336
Tl 190.794	2.0756	ppb	1.1693	56.3	1.2949	2.07557
V 292.401	0.7567	ppb	0.0823	10.9	21.1630	0.75672
Zn 206.200	0.0292	ppb	0.8173	2801.0	323.4671	0.02918

E03182013.wvq. All Data Report 3/20/2013, 10:34:42 AM

680-88289-B-16-D (Samp) 3/19/2013, 4:12:52 AM Rack 3, Tube 39

Weight: 1

Volume: 1

Dilution: 1

Label	Replicates Concentration		
Ag 328.068	-3.9941u	-4.8376u	-3.9172u
Al 308.215	109009	109212	108742
As 188.980	13.8681	19.5126	15.5773
B 249.678	-1.2514u	-0.5804u	-1.7266u
Ba 389.178	166.783	167.584	166.965
Be 313.042	2.3467	2.3329	2.3345
Ca 370.602	3039	3057	3044
Cd 226.502	-0.7198	-0.6818	-0.6492
Co 228.615	40.1303	40.1186	39.6076
Cr 267.716	58.0667	57.9989	57.6074
Cu 324.754	58.9900	58.7934	58.8976
Fe 271.441	82857.6	83209.7	82745.7
K 766.491	3379.99	3370.00	3346.80
Mg 279.078	2712.06	2717.84	2701.97
Mn 257.610	2541.76	2551.41	2547.04
Mo 202.032	1.7243	2.0687	2.0644
Na 330.237	69.3494u	125.771u	131.194u
Ni 231.604	26.7670	26.9319	25.3414
Pb 220.353	46.0903	46.4383	42.8520
Sb 206.834	-1.6859	-1.7889	-2.1669
Se 196.026	4.1344	-4.6412u	4.7594
Sn 189.925	16.0146	14.1928	14.0512
Sr 216.596	25.8551	25.0215	25.6695
Ti 334.941	1068.01	1068.13	1064.77
Tl 190.794	7.0463u	9.0202u	5.4900u
V 292.401	195.500	196.001	195.116
Zn 206.200	113.875	113.713	113.273

Label	Sol'n Conc.	Units	SD	%RSD	Int. (c/s)
Ag 328.068	-4.2496	ppb	0.5106	12.0	-348.743
Al 308.215	108987	ppb	235.596	0.2	611346
As 188.980	16.3193	ppb	2.8945	17.7	9.1624
B 249.678	-1.1861	ppb	0.5759	48.6	-49.1597
Ba 389.178	167.111	ppb	0.4201	0.3	4511.69
Be 313.042	2.3380	ppb	0.0075	0.3	4576.23
Ca 370.602	3047	ppb	9.374	0.3	4174
Cd 226.502	-0.6836	ppb	0.0353	5.2	170.616
Co 228.615	39.9522	ppb	0.2985	0.7	538.530
Cr 267.716	57.8910	ppb	0.2479	0.4	2668.01
Cu 324.754	58.8936	ppb	0.0984	0.2	3284.22
Fe 271.441	82937.7	ppb	242.161	0.3	132550
K 766.491	3365.60	ppb	17.0242	0.5	226857
Mg 279.078	2710.62	ppb	8.0337	0.3	5618.91
Mn 257.610	2546.74	ppb	4.8300	0.2	563175
Mo 202.032	1.9525	ppb	0.1976	10.1	17.9179
Na 330.237	108.772	ppb	34.2482	31.5	-29.1442
Ni 231.604	26.3467	ppb	0.8746	3.3	64.4677
Pb 220.353	45.1269	ppb	1.9778	4.4	75.5344
Sb 206.834	-1.8806	ppb	0.2533	13.5	0.9263
Se 196.026	1.4176	ppb	5.2563	370.8	2.0939
Sn 189.925	14.7528	ppb	1.0950	7.4	15.3897
Sr 216.596	25.5154	ppb	0.4377	1.7	328.396
Ti 334.941	1066.97	ppb	1.9045	0.2	335592
Tl 190.794	7.1855	ppb	1.7692	24.6	-5.4517
V 292.401	195.539	ppb	0.4435	0.2	5795.18
Zn 206.200	113.620	ppb	0.3115	0.3	183.525

E03182013.vvq. All Data Report 3/20/2013, 10:34:42 AM

680-88289-B-17-E (Samp) **3/19/2013, 4:18:19 AM** **Rack 3, Tube 40****Weight: 1****Volume: 1****Dilution: 1**

Label	Replicates Concentration		
Ag 328.068	-4.4874u	-4.3661u	-3.6502u
Al 308.215	126909	126783	127469
As 188.980	31.8424	32.8310	35.0049
B 249.678	-13.2047u	-11.2280u	-10.5294u
Ba 389.178	741.656	739.082	742.314
Be 313.042	6.8085	6.7879	6.8007
Ca 370.602	4793	4795	4813
Cd 226.502	-1.7034	-1.4425	-1.4871
Co 228.615	115.371	116.411	115.199
Cr 267.716	197.546	197.163	197.756
Cu 324.754	67.2280	68.8298	67.3861
Fe 271.441	161473	161456	162194
K 766.491	3758.43	3745.28	3751.57
Mg 279.078	2808.47	2801.61	2814.09
Mn 257.610	12381.2	12384.2	12436.7
Mo 202.032	4.9948	5.4208	6.0182
Na 330.237	-45.7457u	201.235u	-185.532u
Ni 231.604	68.8413	65.8493	69.4332
Pb 220.353	188.533	188.625	186.989
Sb 206.834	5.4881	-1.4165	-1.2215
Se 196.026	2.5800	-5.0927	-5.9995
Sn 189.925	19.1897	16.1384	17.8566
Sr 216.596	60.4417	60.1359	60.5356
Ti 334.941	1336.07	1333.07	1334.50
Tl 190.794	38.3636	34.6718	32.8528
V 292.401	328.643	328.142	329.288
Zn 206.200	201.020	205.479	205.604

Label	Sol'n Conc.	Units	SD	%RSD	Int. (c/s)
Ag 328.068	-4.1679	ppb	0.4524	10.9	-300.519
Al 308.215	127054	ppb	365.538	0.3	712634
As 188.980	33.2261	ppb	1.6179	4.9	20.1817
B 249.678	-11.6540	ppb	1.3876	11.9	-202.389
Ba 389.178	741.017	ppb	1.7081	0.2	19721.9
Be 313.042	6.7990	ppb	0.0104	0.2	13762.7
Ca 370.602	4801	ppb	11.17	0.2	3568
Cd 226.502	-1.5444	ppb	0.1395	9.0	317.544
Co 228.615	115.660	ppb	0.6558	0.6	1483.83
Cr 267.716	197.489	ppb	0.3005	0.2	9081.78
Cu 324.754	67.8146	ppb	0.8827	1.3	3781.99
Fe 271.441	161708	ppb	421.454	0.3	258440
K 766.491	3751.76	ppb	6.5742	0.2	252863
Mg 279.078	2808.06	ppb	6.2506	0.2	5675.30
Mn 257.610	12400.7	ppb	31.2151	0.3	2741417
Mo 202.032	5.4779	ppb	0.5141	9.4	40.1625
Na 330.237	-10.0140	ppb	195.844	1955.7	-61.9146
Ni 231.604	68.0413	ppb	1.9212	2.8	168.371
Pb 220.353	188.049	ppb	0.9190	0.5	313.796
Sb 206.834	0.9500	ppb	3.9313	413.8	6.9224
Se 196.026	-2.8374	ppb	4.7135	166.1	2.8911
Sn 189.925	17.7283	ppb	1.5297	8.6	18.3889
Sr 216.596	60.3711	ppb	0.2090	0.3	753.496
Ti 334.941	1334.55	ppb	1.5006	0.1	419783
Tl 190.794	35.2961	ppb	2.8080	8.0	2.1235
V 292.401	328.691	ppb	0.5744	0.2	9727.35
Zn 206.200	204.034	ppb	2.6109	252.3	328.136

E03182013.wvq. All Data Report 3/20/2013, 10:34:42 AM

680-88289-B-18-D (Samp) **3/19/2013, 4:23:46 AM** **Rack 3, Tube 41****Weight: 1****Volume: 1****Dilution: 1**

Label	Replicates Concentration		
Ag 328.068	-1.3009u	-1.2184u	-1.2191u
Al 308.215	87434.2	87266.8	87303.7
As 188.980	6.3663	10.5656	12.1331
B 249.678	-5.3328u	-5.2698u	-4.2722u
Ba 389.178	101.030	100.472	101.787
Be 313.042	1.6068	1.5967	1.6041
Ca 370.602	1256u	1247u	1257u
Cd 226.502	-0.3282	-0.5334	-0.3403
Co 228.615	9.5638	10.0119	10.8168
Cr 267.716	70.2322	70.0537	70.0716
Cu 324.754	44.9902	45.6908	45.1400
Fe 271.441	67056.1	66959.4	66985.6
K 766.491	1779.69	1774.22	1774.95
Mg 279.078	1429.67	1423.15	1429.33
Mn 257.610	324.350	323.566	323.388
Mo 202.032	2.1109	2.4591	2.2996
Na 330.237	180.191u	-68.2141u	-37.0300u
Ni 231.604	31.0623	28.3616	29.7414
Pb 220.353	37.7598	37.6117	40.8839
Sb 206.834	7.6898	-2.6895u	-3.8438u
Se 196.026	-3.5603u	-14.9384u	-2.9087u
Sn 189.925	14.9885	13.9316	10.4330
Sr 216.596	20.0927	19.8189	20.4140
Ti 334.941	1190.51	1189.17	1187.27
Tl 190.794	-3.4367u	2.4852u	-0.8338u
V 292.401	157.303	156.687	156.492
Zn 206.200	149.993	149.821	150.340

Label	Sol'n Conc.	Units	SD	%RSD	Int. (c/s)
Ag 328.068	-1.2461	ppb	0.0474	3.8	-140.945
Al 308.215	87334.9	ppb	87.9617	0.1	489950
As 188.980	9.6883	ppb	2.9818	30.8	4.7084
B 249.678	-4.9582	ppb	0.5950	12.0	-67.6599
Ba 389.178	101.096	ppb	0.6602	0.7	2747.53
Be 313.042	1.6026	ppb	0.0052	0.3	3060.03
Ca 370.602	1253	ppb	5.523	0.4	-1529
Cd 226.502	-0.4007	ppb	0.1151	28.7	145.362
Co 228.615	10.1308	ppb	0.6349	6.3	172.092
Cr 267.716	70.1192	ppb	0.0983	0.1	3212.59
Cu 324.754	45.2736	ppb	0.3689	0.8	2555.45
Fe 271.441	67000.4	ppb	50.0416	0.1	107077
K 766.491	1776.29	ppb	2.9690	0.2	119826
Mg 279.078	1427.38	ppb	3.6731	0.3	2979.63
Mn 257.610	323.768	ppb	0.5117	0.2	71779.7
Mo 202.032	2.2898	ppb	0.1743	7.6	21.3569
Na 330.237	24.9823	ppb	135.316	541.6	-29.9674
Ni 231.604	29.7217	ppb	1.3505	4.5	72.4427
Pb 220.353	38.7518	ppb	1.8479	4.8	64.8490
Sb 206.834	0.3855	ppb	6.3520	1647.8	2.9438
Se 196.026	-7.1358	ppb	6.7651	94.8	-2.8750
Sn 189.925	13.1177	ppb	2.3843	18.2	13.7404
Sr 216.596	20.1086	ppb	0.2979	1.5	260.588
Ti 334.941	1188.98	ppb	1.6243	0.1	373967
Tl 190.794	-0.5951	ppb	2.9681	498.8	-9.0036
V 292.401	156.827	ppb	0.4235	0.3	4651.69
Zn 206.200	150.051	ppb	0.2643	0.2	241.935

E03182013.wvq. All Data Report 3/20/2013, 10:34:42 AM

680-88289-B-19-D (Samp) **3/19/2013, 4:29:13 AM** **Rack 3, Tube 42****Weight: 1****Volume: 1****Dilution: 1**

Label	Replicates Concentration		
Ag 328.068	-1.7925u	-2.1257u	-1.6228u
Al 308.215	86418.1	86761.6	86308.2
As 188.980	81.0038	68.6486	75.5547
B 249.678	7.3613u	6.6737u	7.4805u
Ba 389.178	1492.64	1500.80	1492.67
Be 313.042	5.5415	5.5718	5.5442
Ca 370.602	3457	3457	3477
Cd 226.502	-0.3126	-0.1141	-0.1698
Co 228.615	65.2047	65.7095	65.9168
Cr 267.716	136.567	137.651	136.767
Cu 324.754	305.498	303.581	304.932
Fe 271.441	121389	122030	121476
K 766.491	3415.78	3440.96	3436.32
Mg 279.078	1761.38	1782.35	1767.54
Mn 257.610	3596.57	3605.70	3589.21
Mo 202.032	7.3750	6.6215	7.3918
Na 330.237	230.366u	249.298u	409.595u
Ni 231.604	56.7686	55.2318	56.9904
Pb 220.353	992.260	1001.66	991.288
Sb 206.834	8.4318	1.1231	4.6138
Se 196.026	4.0242	6.0826	-1.2150
Sn 189.925	79.4475	77.1168	75.8330
Sr 216.596	157.859	158.284	157.371
Ti 334.941	1240.63	1246.23	1238.55
Tl 190.794	6.5920u	10.0482u	12.8323u
V 292.401	257.138	258.040	257.658
Zn 206.200	315.925	322.039	319.021

Label	Sol'n Conc.	Units	SD	%RSD	Int. (c/s)
Ag 328.068	-1.8470	ppb	0.2559	13.9	-175.801
Al 308.215	86496.0	ppb	236.514	0.3	485246
As 188.980	75.0690	ppb	6.1919	8.2	49.2531
B 249.678	7.1718	ppb	0.4355	6.1	-11.4591
Ba 389.178	1495.37	ppb	4.7001	0.3	39480.9
Be 313.042	5.5525	ppb	0.0168	0.3	11194.2
Ca 370.602	3464	ppb	11.74	0.3	1932
Cd 226.502	-0.1988	ppb	0.1024	51.5	276.944
Co 228.615	65.6103	ppb	0.3663	0.6	860.697
Cr 267.716	136.995	ppb	0.5770	0.4	6282.47
Cu 324.754	304.670	ppb	0.9851	0.3	16365.2
Fe 271.441	121632	ppb	347.591	0.3	194389
K 766.491	3431.02	ppb	13.4002	0.4	231263
Mg 279.078	1770.42	ppb	10.7782	0.6	3653.84
Mn 257.610	3597.16	ppb	8.2579	0.2	795448
Mo 202.032	7.1294	ppb	0.4400	6.2	54.8346
Na 330.237	296.420	ppb	98.4685	33.2	-34.0451
Ni 231.604	56.3303	ppb	0.9578	1.7	138.831
Pb 220.353	995.070	ppb	5.7290	0.6	1649.03
Sb 206.834	4.7229	ppb	3.6555	77.4	9.1679
Se 196.026	2.9640	ppb	3.7626	126.9	3.3690
Sn 189.925	77.4658	ppb	1.8323	2.4	78.6264
Sr 216.596	157.838	ppb	0.4569	0.3	1833.07
Ti 334.941	1241.80	ppb	3.9748	0.3	390593
Tl 190.794	9.8242	ppb	3.1261	31.8	-8.1198
V 292.401	257.612	ppb	0.4524	0.2	7627.79
Zn 206.200	318.995	ppb	3.0573	0.9	513.769

E03182013.wvq. All Data Report 3/20/2013, 10:34:42 AM

680-88289-B-20-D (Samp) **3/19/2013, 4:34:40 AM** **Rack 3, Tube 43****Weight: 1****Volume: 1****Dilution: 1**

Label	Replicates Concentration		
Ag 328.068	-1.6688u	-1.3272u	-2.2581u
Al 308.215	112986	112782	113274
As 188.980	6.8651	10.4594	12.8999
B 249.678	-16.7474u	-14.8066u	-15.7735u
Ba 389.178	117.604	116.822	117.766
Be 313.042	2.1326	2.1314	2.1417
Ca 370.602	2797	2808	2793
Cd 226.502	-1.3984	-1.1236	-1.0355
Co 228.615	10.3215	9.3865	9.6802
Cr 267.716	144.806	144.659	145.067
Cu 324.754	54.7691	57.2925	57.6130
Fe 271.441	112091	111870	112475
K 766.491	4755.93	4761.75	4789.83
Mg 279.078	3256.20	3239.05	3266.23
Mn 257.610	623.317	622.232	625.508
Mo 202.032	2.8992	3.4227	3.2429
Na 330.237	430.643u	317.148u	19.0659u
Ni 231.604	28.5818	31.7402	30.6090
Pb 220.353	56.6782	57.6064	57.0888
Sb 206.834	4.2222	3.1685	-2.1870
Se 196.026	-10.2081u	-9.2548u	0.5993
Sn 189.925	17.8610	17.8449	14.8192
Sr 216.596	31.5787	31.0911	31.2143
Ti 334.941	2083.92	2078.10	2095.47
Tl 190.794	-0.6338u	-2.0937u	-1.2379u
V 292.401	297.421	297.556	297.908
Zn 206.200	118.617	116.186	118.286

Label	Sol'n Conc.	Units	SD	%RSD	Int. (c/s)
Ag 328.068	-1.7513	ppb	0.4709	26.9	-175.994
Al 308.215	113014	ppb	247.202	0.2	633922
As 188.980	10.0748	ppb	3.0357	30.1	4.6326
B 249.678	-15.7758	ppb	0.9704	6.2	-195.878
Ba 389.178	117.398	ppb	0.5049	0.4	3254.26
Be 313.042	2.1353	ppb	0.0056	0.3	4154.49
Ca 370.602	2799	ppb	7.663	0.3	303.2
Cd 226.502	-1.1858	ppb	0.1893	16.0	218.826
Co 228.615	9.7961	ppb	0.4781	4.9	191.995
Cr 267.716	144.844	ppb	0.2068	0.1	6627.09
Cu 324.754	56.5582	ppb	1.5577	2.8	3168.21
Fe 271.441	112145	ppb	305.881	0.3	179222
K 766.491	4769.17	ppb	18.1304	0.4	321380
Mg 279.078	3253.83	ppb	13.7433	0.4	6787.00
Mn 257.610	623.685	ppb	1.6690	0.3	138200
Mo 202.032	3.1883	ppb	0.2660	8.3	25.5105
Na 330.237	255.619	ppb	212.575	83.2	-38.4876
Ni 231.604	30.3103	ppb	1.6003	5.3	74.7701
Pb 220.353	57.1244	ppb	0.4651	0.8	94.3679
Sb 206.834	1.7346	ppb	3.4368	198.1	6.0495
Se 196.026	-6.2879	ppb	5.9835	95.2	-2.1025
Sn 189.925	16.8417	ppb	1.7515	10.4	17.4952
Sr 216.596	31.2947	ppb	0.2536	0.8	405.841
Ti 334.941	2085.83	ppb	8.8442	0.4	656132
Tl 190.794	-1.3218	ppb	0.7336	55.5	-14.8562
V 292.401	297.628	ppb	0.2510	0.1	8825.83
Zn 206.200	117.696	ppb	1.3184	1.1	329.790

E03182013.wvq. All Data Report 3/20/2013, 10:34:42 AM

680-88289-B-21-D (Samp) **3/19/2013, 4:40:07 AM** **Rack 3, Tube 44****Weight: 1****Volume: 1****Dilution: 1**

Label	Replicates Concentration		
Ag 328.068	-0.6204u	-1.4020u	-1.1232u
Al 308.215	86902.6	86939.8	86753.3
As 188.980	63.3004	61.9719	60.4247
B 249.678	26.7160	25.9170	26.6329
Ba 389.178	556.626	556.125	555.429
Be 313.042	4.6658	4.6658	4.6560
Ca 370.602	4001	4016	4001
Cd 226.502	-1.2548	-1.2391	-0.9210
Co 228.615	24.7013	24.5736	25.3241
Cr 267.716	176.731	176.677	176.491
Cu 324.754	149.080	150.512	149.043
Fe 271.441	155687	155802	155432
K 766.491	3778.21	3775.52	3778.65
Mg 279.078	1828.88	1823.58	1827.96
Mn 257.610	1031.43	1031.63	1029.29
Mo 202.032	7.6197	7.9736	7.2742
Na 330.237	469.802u	322.592u	380.402u
Ni 231.604	62.9441	65.5907	63.0197
Pb 220.353	286.143	285.530	286.390
Sb 206.834	1.4016	7.8855	1.3655
Se 196.026	6.3577	7.6116	6.2707
Sn 189.925	30.7391	29.8687	30.5187
Sr 216.596	195.858	192.676	194.017
Ti 334.941	1450.32	1449.70	1449.76
Tl 190.794	-0.5950u	-0.0700u	1.9037u
V 292.401	327.596	327.120	327.357
Zn 206.200	285.070	285.388	283.949

Label	Sol'n Conc.	Units	SD	%RSD	Int. (c/s)
Ag 328.068	-1.0485	ppb	0.3961	37.8	-130.594
Al 308.215	86865.3	ppb	98.7196	0.1	487315
As 188.980	61.8990	ppb	1.4392	2.3	39.9356
B 249.678	26.4220	ppb	0.4393	1.7	121.712
Ba 389.178	556.060	ppb	0.6014	0.1	14848.3
Be 313.042	4.6625	ppb	0.0056	0.1	9357.99
Ca 370.602	4006	ppb	8.857	0.2	605.3
Cd 226.502	-1.1383	ppb	0.1884	16.5	318.636
Co 228.615	24.8663	ppb	0.4015	1.6	359.551
Cr 267.716	176.633	ppb	0.1259	0.1	8084.20
Cu 324.754	149.545	ppb	0.8374	0.6	8126.19
Fe 271.441	155640	ppb	189.170	0.1	248730
K 766.491	3777.46	ppb	1.6957	0.0	254594
Mg 279.078	1826.81	ppb	2.8280	0.2	3817.90
Mn 257.610	1030.78	ppb	1.2957	0.1	228286
Mo 202.032	7.6225	ppb	0.3497	4.6	56.6644
Na 330.237	390.932	ppb	74.1677	19.0	-40.7567
Ni 231.604	63.8515	ppb	1.5067	2.4	157.950
Pb 220.353	286.021	ppb	0.4430	0.2	474.290
Sb 206.834	3.5509	ppb	3.7539	105.7	9.1235
Se 196.026	6.7467	ppb	0.7503	11.1	4.8348
Sn 189.925	30.3755	ppb	0.4525	1.5	31.1417
Sr 216.596	194.183	ppb	1.5974	0.8	2256.27
Ti 334.941	1449.93	ppb	0.3396	0.0	456073
Tl 190.794	0.4129	ppb	1.3175	319.1	-17.9551
V 292.401	327.358	ppb	0.2382	0.1	9691.13
Zn 206.200	284.802	ppb	0.7558	0.3	457.786

E03182013.wvq. All Data Report 3/20/2013, 10:34:42 AM

680-88289-B-22-E (Samp) 3/19/2013, 4:45:34 AM Rack 3, Tube 45

Weight: 1

Volume: 1

Dilution: 1

Label	Replicates Concentration		
Ag 328.068	-1.3763u	-2.0708u	-1.8614u
Al 308.215	86983.1	87146.6	87240.3
As 188.980	4.0232	7.6409	6.0215
B 249.678	-5.5648u	-4.3372u	-5.3504u
Ba 389.178	99.5875	99.3975	98.4993
Be 313.042	1.4890	1.4952	1.4848
Ca 370.602	937.1u	933.5u	933.0u
Cd 226.502	-0.2974	-0.3872	-0.5791
Co 228.615	7.4443	7.2747	7.6054
Cr 267.716	60.3000	60.5639	60.6403
Cu 324.754	39.4798	40.4240	39.0117
Fe 271.441	54292.4	54474.6	54432.1
K 766.491	2696.25	2701.94	2701.26
Mg 279.078	2338.59	2341.24	2349.71
Mn 257.610	293.324	293.921	293.954
Mo 202.032	1.8614	2.0673	1.2258
Na 330.237	98.1729u	116.270u	-225.943u
Ni 231.604	25.6947	23.9315	23.0243
Pb 220.353	49.6861	46.3328	46.5519
Sb 206.834	-1.0949	-2.0929u	-3.6798u
Se 196.026	-5.7890u	5.7378	0.8853
Sn 189.925	15.0047	9.6614	11.6801
Sr 216.596	11.8158	11.4418	11.9814
Ti 334.941	1451.56	1456.69	1458.63
Tl 190.794	0.6824u	-2.5915u	3.8242u
V 292.401	151.364	152.529	152.473
Zn 206.200	75.3481	74.7044	74.9895

Label	Sol'n Conc.	Units	SD	%RSD	Int. (c/s)
Ag 328.068	-1.7695	ppb	0.3562	20.1	-178.595
Al 308.215	87123.3	ppb	130.191	0.1	488764
As 188.980	5.8952	ppb	1.8121	30.7	2.1988
B 249.678	-5.0842	ppb	0.6557	12.9	-58.0347
Ba 389.178	99.1615	ppb	0.5812	0.6	2678.89
Be 313.042	1.4897	ppb	0.0052	0.4	2827.70
Ca 370.602	934.5	ppb	2.232	0.2	-1431
Cd 226.502	-0.4212	ppb	0.1439	34.2	115.442
Co 228.615	7.4415	ppb	0.1653	2.2	147.037
Cr 267.716	60.5014	ppb	0.1786	0.3	2772.22
Cu 324.754	39.6385	ppb	0.7194	1.8	2251.81
Fe 271.441	54399.7	ppb	95.3443	0.2	86940.1
K 766.491	2699.82	ppb	3.1117	0.1	182020
Mg 279.078	2343.18	ppb	5.8040	0.2	4889.03
Mn 257.610	293.733	ppb	0.3546	0.1	65113.2
Mo 202.032	1.7182	ppb	0.4386	25.5	17.7197
Na 330.237	-3.8333	ppb	192.565	5023.5	-29.2290
Ni 231.604	24.2169	ppb	1.3579	5.6	58.6783
Pb 220.353	47.5236	ppb	1.8760	3.9	79.2134
Sb 206.834	-2.2892	ppb	1.3036	56.9	-0.1079
Se 196.026	0.2780	ppb	5.7873	2081.5	0.7825
Sn 189.925	12.1154	ppb	2.6981	22.3	12.7299
Sr 216.596	11.7464	ppb	0.2764	2.4	161.109
Ti 334.941	1455.63	ppb	3.6542	0.3	457856
Tl 190.794	0.6384	ppb	3.2081	502.5	-6.2533
V 292.401	152.122	ppb	0.6571	0.4	4518.06
Zn 206.200	75.0140	ppb	0.3225	0.4	323.578

E03182013.vvq. All Data Report 3/20/2013, 10:34:42 AM

680-88289-B-30-E (Samp) 3/19/2013, 4:51:01 AM Rack 3, Tube 46

Weight: 1

Volume: 1

Dilution: 1

Label	Replicates Concentration		
Ag 328.068	-0.5774u	-0.0664u	-0.2715u
Al 308.215	35309.2	35220.3	35358.7
As 188.980	316.282	322.148	314.592
B 249.678	3.4210u	2.4578u	2.0948u
Ba 389.178	1217.21	1216.02	1222.43
Be 313.042	4.9783	4.9905	4.9882
Ca 370.602	25632	25558	25670
Cd 226.502	1.0461	1.1066	1.0884
Co 228.615	49.9600	49.3002	49.4915
Cr 267.716	138.779	138.302	138.815
Cu 324.754	1164.79	1179.27	1159.42
Fe 271.441	170742	170119	170744
K 766.491	5298.35	5276.46	5276.98
Mg 279.078	3714.54	3694.24	3707.22
Mn 257.610	1368.86	1365.50	1371.26
Mo 202.032	14.0945	14.3753	14.5580
Na 330.237	352.469u	613.304u	480.718u
Ni 231.604	113.090	115.546	114.960
Pb 220.353	949.457	940.887	954.318
Sb 206.834	21.7787	37.3043	38.9406
Se 196.026	10.5259	9.3447	10.1304
Sn 189.925	359.597	351.664	354.999
Sr 216.596	762.999	765.812	770.529
Ti 334.941	4265.11	4265.32	4295.25
Tl 190.794	2.0980u	2.4624u	3.0567u
V 292.401	200.087	199.238	200.151
Zn 206.200	442.548	440.424	443.056

Label	Sol'n Conc.	Units	SD	%RSD	Int. (c/s)
Ag 328.068	-0.3051	ppb	0.2571	84.3	-102.137
Al 308.215	35296.1	ppb	70.1418	0.2	198191
As 188.980	317.674	ppb	3.9656	1.2	215.921
B 249.678	2.6579	ppb	0.6853	25.8	-89.1790
Ba 389.178	1218.55	ppb	3.4088	0.3	32288.3
Be 313.042	4.9857	ppb	0.0065	0.1	10029.6
Ca 370.602	25620	ppb	57.30	0.2	87540
Cd 226.502	1.0804	ppb	0.0310	2.9	433.652
Co 228.615	49.5839	ppb	0.3395	0.7	746.675
Cr 267.716	138.632	ppb	0.2859	0.2	6364.32
Cu 324.754	1167.83	ppb	10.2674	0.9	62279.9
Fe 271.441	170535	ppb	360.457	0.2	272537
K 766.491	5283.93	ppb	12.4922	0.2	356046
Mg 279.078	3705.33	ppb	10.2830	0.3	7751.05
Mn 257.610	1368.54	ppb	2.8973	0.2	302989
Mo 202.032	14.3426	ppb	0.2335	1.6	106.870
Na 330.237	482.164	ppb	130.423	27.0	-64.3744
Ni 231.604	114.532	ppb	1.2829	1.1	282.646
Pb 220.353	948.221	ppb	6.8004	0.7	1570.23
Sb 206.834	32.6745	ppb	9.4715	29.0	38.1954
Se 196.026	10.0003	ppb	0.6013	6.0	6.6463
Sn 189.925	355.420	ppb	3.9832	1.1	358.915
Sr 216.596	766.447	ppb	3.8048	0.5	8702.05
Ti 334.941	4275.23	ppb	17.3438	0.4	1344923
Tl 190.794	2.5390	ppb	0.4839	19.1	-17.6184
V 292.401	199.825	ppb	0.5095	0.3	5970.55
Zn 206.200	442.009	ppb	1.3962	0.3	323.119

680-88289-B-31-C (Samp) 3/19/2013, 4:56:29 AM Rack 3, Tube 47

Weight: 1 Volume: 1 Dilution: 1

Label	Replicates Concentration		
Ag 328.068	-2.0459u	-1.0738u	-1.9553u
Al 308.215	87792.1	87811.9	88009.4
As 188.980	33.3368	26.5912	32.4487
B 249.678	-19.2501u	-19.3023u	-19.4149u
Ba 389.178	148.532	148.859	148.496
Be 313.042	1.4629	1.4540	1.4662
Ca 370.602	3408u	3409u	3375u
Cd 226.502	-1.0233	-1.4204	-1.5317
Co 228.615	5.4069	5.5019	6.3162
Cr 267.716	180.534	179.830	180.970
Cu 324.754	141.515	140.069	143.119
Fe 271.441	166581	166521	166807
K 766.491	2094.50	2084.62	2086.27
Mg 279.078	1274.50	1272.42	1278.46
Mn 257.610	337.609	338.813	339.972
Mo 202.032	5.4509	4.4258	5.1654
Na 330.237	-131.227u	92.1228u	-16.3081u
Ni 231.604	43.6067	45.6353	40.7941
Pb 220.353	133.374	134.394	133.298
Sb 206.834	2.5223	3.5617	-2.9847
Se 196.026	9.6695	-2.3922u	20.0643
Sn 189.925	29.1441	28.7027	30.4326
Sr 216.596	72.9839	73.4230	74.0789
Ti 334.941	831.237	829.557	834.876
Tl 190.794	-3.4760u	1.6821u	2.2556u
V 292.401	346.832	346.634	346.842
Zn 206.200	86.8149	86.3868	88.4979

Label	Sol'n Conc.	Units	SD	%RSD	Int. (c/s)
Ag 328.068	-1.6917	ppb	0.5370	31.7	-174.915
Al 308.215	87871.2	ppb	120.163	0.1	492954
As 188.980	30.7922	ppb	3.6652	11.9	18.4585
B 249.678	-19.3224	ppb	0.0842	0.4	-270.217
Ba 389.178	148.629	ppb	0.1999	0.1	4155.24
Be 313.042	1.4610	ppb	0.0063	0.4	2759.62
Ca 370.602	3398	ppb	19.23	0.6	-3119
Cd 226.502	-1.3252	ppb	0.2673	20.2	335.493
Co 228.615	5.7417	ppb	0.4998	8.7	104.347
Cr 267.716	180.444	ppb	0.5752	0.3	8255.98
Cu 324.754	141.568	ppb	1.5257	1.1	7704.97
Fe 271.441	166636	ppb	150.804	0.1	266299
K 766.491	2088.46	ppb	5.2917	0.3	140849
Mg 279.078	1275.13	ppb	3.0719	0.2	2678.97
Mn 257.610	338.798	ppb	1.1815	0.3	75358.7
Mo 202.032	5.0140	ppb	0.5290	10.6	36.4038
Na 330.237	-18.4708	ppb	111.691	604.7	-58.7819
Ni 231.604	43.3454	ppb	2.4312	5.6	107.803
Pb 220.353	133.689	ppb	0.6123	0.5	222.226
Sb 206.834	1.0331	ppb	3.5181	340.5	6.9091
Se 196.026	9.1138	ppb	11.2386	123.3	5.9183
Sn 189.925	29.4265	ppb	0.8989	3.1	30.1841
Sr 216.596	73.4953	ppb	0.5511	0.7	903.311
Ti 334.941	831.890	ppb	2.7194	0.3	261637
Tl 190.794	0.1539	ppb	3.1566	2051.1	-18.1796
V 292.401	346.770	ppb	0.1175	0.0	10254.9
Zn 206.200	87.2332	ppb	1.1160	2591.3	149.798

E03182013.vvq. All Data Report 3/20/2013, 10:34:42 AM

680-88289-B-32-C (Samp) 3/19/2013, 5:01:56 AM Rack 3, Tube 48

Weight: 1

Volume: 1

Dilution: 1

Label	Replicates Concentration		
Ag 328.068	-0.7275u	-1.3907u	-1.5829u
Al 308.215	91944.9	91829.0	91961.0
As 188.980	16.1455	17.5008	18.3702
B 249.678	-45.2077u	-44.1758u	-44.4955u
Ba 389.178	131.598	129.971	130.871
Be 313.042	1.7354	1.7376	1.7370
Ca 370.602	848.0u	891.9u	911.6u
Cd 226.502	-2.9504	-2.9385	-2.9854
Co 228.615	5.2948	4.3479	5.1554
Cr 267.716	189.887	190.054	190.032
Cu 324.754	103.620	103.766	101.378
Fe 271.441	334460	335553	335901
K 766.491	1889.23	1891.52	1883.53
Mg 279.078	956.006	953.594	959.932
Mn 257.610	566.581	566.730	567.709
Mo 202.032	6.0165	5.5067	5.1301
Na 330.237	-49.8711u	119.810u	-133.056u
Ni 231.604	18.6294	18.1919	19.5088
Pb 220.353	73.5806	70.0742	68.5873
Sb 206.834	-3.6935	0.5377	-3.7884
Se 196.026	1.4789	-5.2408u	1.4431
Sn 189.925	16.0615	19.4407	15.1150
Sr 216.596	42.9210	42.3379	40.8442
Ti 334.941	1371.46	1366.68	1366.01
Tl 190.794	-1.2932u	-6.0297u	-2.4442u
V 292.401	391.367	392.112	391.402
Zn 206.200	116.355	112.069	115.077

Label	Sol'n Conc.	Units	SD	%RSD	Int. (c/s)
Ag 328.068	-1.2337	ppb	0.4488	36.4	-139.881
Al 308.215	91911.6	ppb	72.0028	0.1	515606
As 188.980	17.3389	ppb	1.1212	6.5	7.8532
B 249.678	-44.6263	ppb	0.5282	1.2	-621.561
Ba 389.178	130.813	ppb	0.8150	0.6	3954.61
Be 313.042	1.7367	ppb	0.0012	0.1	3322.31
Ca 370.602	883.8	ppb	32.55	3.7	-30486
Cd 226.502	-2.9581	ppb	0.0244	0.8	655.292
Co 228.615	4.9327	ppb	0.5112	10.4	103.678
Cr 267.716	189.991	ppb	0.0907	0.0	8729.65
Cu 324.754	102.922	ppb	1.3386	1.3	5702.01
Fe 271.441	335305	ppb	751.653	0.2	535839
K 766.491	1888.09	ppb	4.1130	0.2	127355
Mg 279.078	956.511	ppb	3.1991	0.3	2039.06
Mn 257.610	567.007	ppb	0.6128	0.1	126235
Mo 202.032	5.5511	ppb	0.4449	8.0	31.6674
Na 330.237	-21.0387	ppb	128.875	612.6	-114.026
Ni 231.604	18.7767	ppb	0.6707	3.6	50.7152
Pb 220.353	70.7473	ppb	2.5638	3.6	117.683
Sb 206.834	-2.3147	ppb	2.4708	106.7	7.4577
Se 196.026	-0.7730	ppb	3.8693	500.6	1.9842
Sn 189.925	16.8724	ppb	2.2740	13.5	17.5194
Sr 216.596	42.0344	ppb	1.0711	2.5	620.983
Ti 334.941	1368.05	ppb	2.9712	0.2	430334
Tl 190.794	-3.2557	ppb	2.4703	75.9	-39.4982
V 292.401	391.627	ppb	0.4202	0.1	11590.3
Zn 206.200	114.501	ppb	2.2002	1.9	184.512

Cont Calib Verif (CCV) 3/19/2013, 5:07:23 AM Rack 3, Tube 49
Weight: 1 Volume: 1 Dilution: 1

Label	Replicates Concentration		
Ag 328.068	493.183	495.390	496.359
Al 308.215	4948.69	5027.71	5024.97
As 188.980	481.359	461.808	482.715
B 249.678	2525.40	2566.29	2583.33
Ba 389.178	4813.53	4843.51	4826.23
Be 313.042	489.581	493.607	492.435
Ca 370.602	4805	4848	4826
Cd 226.502	494.326	496.916	496.615
Co 228.615	489.341	494.636	493.342
Cr 267.716	4936.86	4968.75	4953.50
Cu 324.754	4826.89	4836.36	4751.68
Fe 271.441	5097.02	5139.17	5143.13
K 766.491	9273.32	9345.24	9317.47
Mg 279.078	4871.11	4913.98	4913.72
Mn 257.610	5013.59	5049.96	5039.04
Mo 202.032	490.937	493.335	491.517
Na 330.237	7295.87	7350.01	7280.96
Ni 231.604	2498.24	2518.01	2516.46
Pb 220.353	495.195	501.687	504.911
Sb 206.834	927.024	931.617	939.731
Se 196.026	4786.85	4830.63	4799.73
Sn 189.925	4860.01	4901.39	4882.58
Sr 216.596	2450.97	2466.42	2458.99
Ti 334.941	481.386	483.860	481.270
Tl 190.794	4884.91	4917.39	4939.99
V 292.401	4892.54	4929.39	4922.86
Zn 206.200	2422.59	2450.29	2447.45

Label	Sol'n Conc.	Units	SD	%RSD	Int. (c/s)	QC Value
Ag 328.068	494.977	ppb	1.6275	0.3	35745.4	98.99547
Al 308.215	5000.46	ppb	44.8531	0.9	28317.4	100.00914
As 188.980	475.294	ppb	11.6991	2.5	325.226	95.05878
B 249.678	2558.34	ppb	29.7709	1.2	21456.6	102.33353
Ba 389.178	4827.76	ppb	15.0459	0.3	126901	96.55511
Be 313.042	491.874	ppb	2.0705	0.4	1013248	98.37484
Ca 370.602	4826	ppb	21.10	0.4	19417	96.52682
Cd 226.502	495.952	ppb	1.4163	0.3	18504.7	99.19048
Co 228.615	492.440	ppb	2.7604	0.6	6139.71	98.48792
Cr 267.716	4953.04	ppb	15.9491	0.3	225510	99.06077
Cu 324.754	4804.98	ppb	46.3993	1.0	255600	96.09952
Fe 271.441	5126.44	ppb	25.5578	0.5	8311.20	102.52879
K 766.491	9312.01	ppb	36.2687	0.4	627314	93.12011
Mg 279.078	4899.60	ppb	24.6719	0.5	10165.4	97.99207
Mn 257.610	5034.19	ppb	18.6632	0.4	1112794	100.68386
Mo 202.032	491.930	ppb	1.2513	0.3	3709.13	98.38592
Na 330.237	7308.94	ppb	36.3327	0.5	355.163	97.45260
Ni 231.604	2510.90	ppb	10.9907	0.4	6163.44	100.43617
Pb 220.353	500.598	ppb	4.9489	1.0	831.680	100.11955
Sb 206.834	932.791	ppb	6.4345	0.7	980.947	37.31163Q
Se 196.026	4805.74	ppb	22.4986	0.5	2426.83	96.11477
Sn 189.925	4881.32	ppb	20.7199	0.4	4922.66	97.62650
Sr 216.596	2458.79	ppb	7.7242	0.3	27608.7	98.35180
Ti 334.941	482.172	ppb	1.4630	0.3	151609	96.43441
Tl 190.794	4914.10	ppb	27.6858	0.6	5542.14	98.28195
V 292.401	4914.93	ppb	19.6609	0.4	144917	98.29854
Zn 206.200	2440.11	ppb	15.2359	0.6	3990.43	97.60445

E03182013.vvq. All Data Report 3/20/2013, 10:34:42 AM

Cont Calib Blank (CCB) 3/19/2013, 5:12:50 AM Rack 3, Tube 50

Weight: 1

Volume: 1

Dilution: 1

Label	Replicates Concentration		
Ag 328.068	0.1679	-0.7148u	0.4638
Al 308.215	-4.3191u	-3.9400u	-1.2404u
As 188.980	0.3914	-2.2932u	5.8771
B 249.678	25.9367	22.5753	19.5454
Ba 389.178	0.3754	0.4478	0.0204
Be 313.042	0.0661	0.0547	0.0645
Ca 370.602	2.241	-1.978u	4.395
Cd 226.502	-0.0307u	-0.1255u	0.1024
Co 228.615	0.2352	0.2354	-0.9437u
Cr 267.716	0.7910	0.4288	0.7655
Cu 324.754	1.0097	1.0286	0.9659
Fe 271.441	13.8628	5.0634	12.5453
K 766.491	0.9231	0.9746	1.1766
Mg 279.078	-1.8278u	0.5245	1.1656
Mn 257.610	0.6888	0.6731	0.8358
Mo 202.032	0.4670	0.7112	0.7549
Na 330.237	-77.7101u	-258.211u	49.4217
Ni 231.604	1.2710	0.7985	-0.0035u
Pb 220.353	-0.8471u	-0.8204u	-1.3555u
Sb 206.834	6.5054	-2.3452u	0.1060
Se 196.026	0.7058	5.5910	8.5272
Sn 189.925	1.6773	-0.0541u	-0.6378u
Sr 216.596	0.1829	0.3337	0.2955
Ti 334.941	0.4010	0.4747	0.4146
Tl 190.794	1.7521	3.2124	4.4976
V 292.401	0.9908	0.8453	1.1221
Zn 206.200	-0.6937u	1.0496	1.7569

Label	Sol'n Conc.	Units	SD	%RSD	Int. (c/s)	QC Value
Ag 328.068	-0.0277	ppb	0.6132	2212.5	-54.2379	-0.02771
Al 308.215	-3.1665	ppb	1.6788	53.0	284.047	-3.16649
As 188.980	1.3251	ppb	4.1644	314.3	-0.5248	1.32511
B 249.678	22.6858	ppb	3.1970	14.1	219.658	22.68580
Ba 389.178	0.2812	ppb	0.2287	81.4	-14.1636	0.28116
Be 313.042	0.0618	ppb	0.0062	10.1	-117.611	0.06177
Ca 370.602	1.553	ppb	3.242	208.8	15.24	1.55256
Cd 226.502	-0.0179	ppb	0.1145	638.5	7.3510	-0.01793
Co 228.615	-0.1577	ppb	0.6807	431.7	12.8157	-0.15769
Cr 267.716	0.6618	ppb	0.2021	30.5	31.9919	0.66179
Cu 324.754	1.0014	ppb	0.0322	3.2	181.861	1.00141
Fe 271.441	10.4905	ppb	4.7460	45.2	21.0817	10.49051
K 766.491	1.0248	ppb	0.1340	13.1	271.990	1.02475
Mg 279.078	-0.0459	ppb	1.5761	3434.2	19.9464	-0.04590
Mn 257.610	0.7326	ppb	0.0898	12.3	195.194	0.73255
Mo 202.032	0.6444	ppb	0.1552	24.1	12.7298	0.64437
Na 330.237	-95.4999	ppb	154.586	161.9	-5.3555	-95.49992
Ni 231.604	0.6887	ppb	0.6443	93.6	-0.1695	0.68865
Pb 220.353	-1.0077	ppb	0.3015	29.9	1.2107	-1.00771
Sb 206.834	1.4220	ppb	4.5697	321.3	1.7793	1.42205
Se 196.026	4.9413	ppb	3.9510	80.0	2.7396	4.94132
Sn 189.925	0.3285	ppb	1.2040	366.6	0.8453	0.32845
Sr 216.596	0.2707	ppb	0.0784	29.0	9.2521	0.27067
Ti 334.941	0.4301	ppb	0.0392	9.1	27.0680	0.43007
Tl 190.794	3.1540	ppb	1.3737	43.6	2.5134	3.15403
V 292.401	0.9861	ppb	0.1385	14.0	28.0173	0.98609
Zn 206.200	0.7043	ppb	1.2613	179.1	2.5503	0.70426

E03182013.wvq. All Data Report 3/20/2013, 10:34:42 AM

680-88289-B-33-C (Samp) **3/19/2013, 5:18:17 AM** **Rack 3, Tube 51**
Weight: 1 **Volume: 1** **Dilution: 1**

Label	Replicates Concentration		
Ag 328.068	-0.6069u	-0.7179u	-0.9062u
Al 308.215	74430.0	74676.1	74416.6
As 188.980	6.3807	5.1835	4.8938
B 249.678	0.9750u	1.4346u	1.3909u
Ba 389.178	99.4440	99.3649	97.3924
Be 313.042	0.8957	0.9043	0.9078
Ca 370.602	1848u	1851u	1848u
Cd 226.502	-0.7839	-0.6810	-0.7047
Co 228.615	3.3001	2.7761	3.4370
Cr 267.716	104.802	104.718	104.461
Cu 324.754	44.4457	45.2965	45.7160
Fe 271.441	83885.9	84241.5	83942.6
K 766.491	1740.76	1752.45	1750.07
Mg 279.078	1378.81	1389.99	1382.37
Mn 257.610	150.245	150.778	149.866
Mo 202.032	3.0928	2.8620	2.4069
Na 330.237	-30.2670u	-17.1533u	-0.3093u
Ni 231.604	12.4077	13.3738	13.0900
Pb 220.353	41.1733	37.7014	38.0345
Sb 206.834	1.9487	-5.4098u	0.6189
Se 196.026	-2.9629u	-2.3780u	-3.6341u
Sn 189.925	17.1325	17.6373	15.8894
Sr 216.596	30.5563	31.5368	31.2180
Ti 334.941	854.074	856.886	854.832
Tl 190.794	0.8334u	1.7957u	1.0051u
V 292.401	328.321	330.779	328.652
Zn 206.200	43.5889	45.0582	44.6411

Label	Sol'n Conc.	Units	SD	%RSD	Int. (c/s)
Ag 328.068	-0.7437	ppb	0.1513	20.3	-104.926
Al 308.215	74507.6	ppb	146.118	0.2	418030
As 188.980	5.4860	ppb	0.7883	14.4	1.6939
B 249.678	1.2668	ppb	0.2537	20.0	-29.3050
Ba 389.178	98.7338	ppb	1.1623	1.2	2712.34
Be 313.042	0.9026	ppb	0.0062	0.7	1609.18
Ca 370.602	1849	ppb	2.136	0.1	-906.0
Cd 226.502	-0.7232	ppb	0.0539	7.5	171.013
Co 228.615	3.1711	ppb	0.3489	11.0	75.9797
Cr 267.716	104.660	ppb	0.1778	0.2	4786.12
Cu 324.754	45.1527	ppb	0.6473	1.4	2552.40
Fe 271.441	84023.3	ppb	191.039	0.2	134280
K 766.491	1747.76	ppb	6.1767	0.4	117905
Mg 279.078	1383.72	ppb	5.7122	0.4	2897.95
Mn 257.610	150.296	ppb	0.4578	0.3	33480.0
Mo 202.032	2.7872	ppb	0.3490	12.5	23.9105
Na 330.237	-15.9099	ppb	15.0175	94.4	-33.6940
Ni 231.604	12.9572	ppb	0.4966	3.8	31.5953
Pb 220.353	38.9697	ppb	1.9156	4.9	65.5823
Sb 206.834	-0.9474	ppb	3.9213	413.9	2.3269
Se 196.026	-2.9917	ppb	0.6285	21.0	-0.7284
Sn 189.925	16.8864	ppb	0.8996	5.3	17.5405
Sr 216.596	31.1037	ppb	0.5001	1.6	391.717
Ti 334.941	855.264	ppb	1.4549	0.2	268980
Tl 190.794	1.2114	ppb	0.5132	42.4	-8.2802
V 292.401	329.251	ppb	1.3342	0.4	9742.85
Zn 206.200	44.4294	ppb	0.7572	1.7	3233674

E03182013.vvq. All Data Report 3/20/2013, 10:34:42 AM

MB 680-269345/1-A (Samp) 3/19/2013, 5:23:44 AM Rack 3, Tube 52

Weight: 1

Volume: 1

Dilution: 1

Label	Replicates Concentration		
Ag 328.068	0.0124	0.2885	0.0065
Al 308.215	-0.1292u	0.7400	0.1131
As 188.980	-1.1653u	-4.6608u	-3.2008u
B 249.678	3.8444	2.9449	4.0414
Ba 389.178	-0.7932u	-0.8159u	0.3621
Be 313.042	-0.0072u	-0.0018u	-0.0055u
Ca 370.602	5.306	5.901	5.807
Cd 226.502	0.0338	-0.1848u	0.2378
Co 228.615	0.1162	0.5752	-0.1087u
Cr 267.716	-0.0466u	0.2126	0.0974
Cu 324.754	-0.0811u	-0.7059u	0.1072
Fe 271.441	13.0521	15.8614	13.4199
K 766.491	3.5206	3.1836	3.3416
Mg 279.078	-1.1321u	0.9796	1.1460
Mn 257.610	0.0810	0.0559	0.0437
Mo 202.032	-0.1115u	0.4044	0.0014
Na 330.237	-54.1411u	-103.046u	-146.400u
Ni 231.604	2.5139	2.2272	1.2061
Pb 220.353	2.3780	-2.3293u	1.3964
Sb 206.834	3.8628	2.5470	0.4659
Se 196.026	4.2614	1.6089	-2.0120u
Sn 189.925	2.5904	5.6043	-1.1443u
Sr 216.596	0.3477	0.4340	-0.2683u
Ti 334.941	0.5040	0.4677	0.4546
Tl 190.794	1.3949	1.0706	-3.9776u
V 292.401	0.2147	-0.1259u	0.1315
Zn 206.200	0.2559	0.8493	0.6254

Label	Sol'n Conc.	Units	SD	%RSD	Int. (c/s)
Ag 328.068	0.1025	ppb	0.1611	157.3	-44.7733
Al 308.215	0.2413	ppb	0.4485	185.9	303.103
As 188.980	-3.0090	ppb	1.7556	58.3	-3.5047
B 249.678	3.6102	ppb	0.5846	16.2	59.8549
Ba 389.178	-0.4157	ppb	0.6736	162.1	-32.4689
Be 313.042	-0.0048	ppb	0.0028	57.1	-254.779
Ca 370.602	5.671	ppb	0.3199	5.6	31.12
Cd 226.502	0.0289	ppb	0.2113	731.1	9.1143
Co 228.615	0.1942	ppb	0.3485	179.4	17.2035
Cr 267.716	0.0878	ppb	0.1299	147.9	5.8640
Cu 324.754	-0.2266	ppb	0.4256	187.8	116.559
Fe 271.441	14.1111	ppb	1.5269	10.8	26.9068
K 766.491	3.3486	ppb	0.1686	5.0	428.490
Mg 279.078	0.3312	ppb	1.2700	383.5	20.7444
Mn 257.610	0.0602	ppb	0.0191	31.7	46.6050
Mo 202.032	0.0981	ppb	0.2712	276.5	8.6099
Na 330.237	-101.196	ppb	46.1575	45.6	-5.6581
Ni 231.604	1.9824	ppb	0.6874	34.7	3.0073
Pb 220.353	0.4817	ppb	2.4834	515.5	3.6773
Sb 206.834	2.2919	ppb	1.7127	74.7	2.6506
Se 196.026	1.2861	ppb	3.1491	244.9	0.8948
Sn 189.925	2.3501	ppb	3.3807	143.9	2.8839
Sr 216.596	0.1712	ppb	0.3830	223.7	8.1256
Ti 334.941	0.4754	ppb	0.0256	5.4	41.3412
Tl 190.794	-0.5040	ppb	3.0125	597.7	-1.6172
V 292.401	0.0734	ppb	0.1776	241.9	1.1725
Zn 206.200	0.5769	ppb	0.2996	51.8	2.3477

E03182013.vvq. All Data Report 3/20/2013, 10:34:42 AM

LCS 680-269345/2-A (Samp) 3/19/2013, 5:29:11 AM Rack 3, Tube 53

Weight: 1

Volume: 1

Dilution: 1

Label	Replicates Concentration		
Ag 328.068	51.3888	50.9821	50.4632
Al 308.215	4915.47	4932.38	4896.37
As 188.980	75.6539	81.6860	82.5764
B 249.678	206.444	208.783	207.898
Ba 389.178	100.782	99.7813	98.9319
Be 313.042	51.5774	51.7258	51.3270
Ca 370.602	4886	4903	4870
Cd 226.502	52.0936	52.0105	51.6016
Co 228.615	50.9795	51.0152	50.9980
Cr 267.716	104.200	104.421	103.893
Cu 324.754	101.918	100.402	99.8888
Fe 271.441	5170.54	5188.25	5125.83
K 766.491	4848.04	4858.60	4822.27
Mg 279.078	5033.58	5055.24	5001.43
Mn 257.610	538.746	540.374	535.820
Mo 202.032	99.6750	100.969	99.4084
Na 330.237	4642.35	4334.65	4470.16
Ni 231.604	104.995	106.736	104.797
Pb 220.353	50.5177	52.7097	51.3821
Sb 206.834	29.7998	36.4618	38.8529
Se 196.026	87.0195	88.3034	82.0934
Sn 189.925	31.6606	36.0689	36.7760
Sr 216.596	103.642	103.659	102.783
Ti 334.941	94.9307	95.2190	94.4776
Tl 190.794	34.4933	42.0283	42.4640
V 292.401	103.239	103.568	103.180
Zn 206.200	106.211	105.703	104.907

Label	Sol'n Conc.	Units	SD	%RSD	Int. (c/s)
Ag 328.068	50.9447	ppb	0.4639	0.9	3636.57
Al 308.215	4914.74	ppb	18.0183	0.4	27868.2
As 188.980	79.9721	ppb	3.7661	4.7	53.5328
B 249.678	207.708	ppb	1.1811	0.6	1765.33
Ba 389.178	99.8318	ppb	0.9262	0.9	2626.57
Be 313.042	51.5434	ppb	0.2016	0.4	105968
Ca 370.602	4886	ppb	16.22	0.3	19350
Cd 226.502	51.9019	ppb	0.2634	0.5	1954.20
Co 228.615	50.9975	ppb	0.0178	0.0	647.304
Cr 267.716	104.171	ppb	0.2655	0.3	4747.50
Cu 324.754	100.737	ppb	1.0552	1.0	5488.86
Fe 271.441	5161.54	ppb	32.1677	0.6	8260.99
K 766.491	4842.97	ppb	18.6879	0.4	326350
Mg 279.078	5030.08	ppb	27.0753	0.5	10508.7
Mn 257.610	538.313	ppb	2.3076	0.4	119062
Mo 202.032	100.017	ppb	0.8345	0.8	761.939
Na 330.237	4482.39	ppb	154.212	3.4	229.600
Ni 231.604	105.509	ppb	1.0674	1.0	257.304
Pb 220.353	51.5365	ppb	1.1041	2.1	88.0349
Sb 206.834	35.0382	ppb	4.6915	13.4	35.5827
Se 196.026	85.8054	ppb	3.2781	3.8	43.7146
Sn 189.925	34.8351	ppb	2.7719	8.0	35.6449
Sr 216.596	103.361	ppb	0.5009	0.5	1166.07
Ti 334.941	94.8758	ppb	0.3737	0.4	29766.3
Tl 190.794	39.6618	ppb	4.4814	11.3	42.3653
V 292.401	103.329	ppb	0.2090	0.2	3027.60
Zn 206.200	105.607	ppb	0.6571	0.6	329.520

E03182013.vvq. All Data Report 3/20/2013, 10:34:42 AM

LCS 680-269345/3-A (Samp) 3/19/2013, 5:34:38 AM Rack 3, Tube 54

Weight: 1

Volume: 1

Dilution: 1

Label	Replicates Concentration		
Ag 328.068	202.001	201.195	201.153
Al 308.215	2072.53	2070.54	2073.01
As 188.980	212.478	206.713	215.994
B 249.678	399.779	401.197	403.267
Ba 389.178	193.728	192.980	193.283
Be 313.042	200.976	201.353	201.130
Ca 370.602	18815	18835	18815
Cd 226.502	199.146	199.198	199.087
Co 228.615	194.089	196.771	196.690
Cr 267.716	200.955	200.904	201.389
Cu 324.754	196.453	198.772	197.503
Fe 271.441	20853.7	20849.4	20812.2
K 766.491	18325.6	18313.4	18274.8
Mg 279.078	19621.5	19641.5	19603.5
Mn 257.610	2058.47	2062.26	2059.07
Mo 202.032	196.950	197.551	197.761
Na 330.237	16780.2	17205.8	17039.1
Ni 231.604	200.496	200.021	202.191
Pb 220.353	198.436	198.734	200.730
Sb 206.834	188.672	194.128	191.689
Se 196.026	184.058	192.772	186.305
Sn 189.925	202.994	202.701	206.192
Sr 216.596	212.966	213.579	213.145
Ti 334.941	199.171	199.568	199.432
Tl 190.794	41.8292	43.6137	42.8478
V 292.401	199.986	199.642	199.892
Zn 206.200	192.800	192.988	192.952

Label	Sol'n Conc.	Units	SD	%RSD	Int. (c/s)
Ag 328.068	201.450	ppb	0.4782	0.2	14541.4
Al 308.215	2072.03	ppb	1.3112	0.1	11941.6
As 188.980	211.728	ppb	4.6857	2.2	144.123
B 249.678	401.414	ppb	1.7539	0.4	3375.07
Ba 389.178	193.330	ppb	0.3763	0.2	5153.98
Be 313.042	201.153	ppb	0.1896	0.1	414300
Ca 370.602	18822	ppb	11.28	0.1	74367
Cd 226.502	199.144	ppb	0.0557	0.0	7477.68
Co 228.615	195.850	ppb	1.5255	0.8	2445.32
Cr 267.716	201.083	ppb	0.2661	0.1	9168.17
Cu 324.754	197.576	ppb	1.1612	0.6	10645.1
Fe 271.441	20838.4	ppb	22.8396	0.1	33335.1
K 766.491	18304.6	ppb	26.4799	0.1	1232915
Mg 279.078	19622.2	ppb	18.9979	0.1	40941.9
Mn 257.610	2059.93	ppb	2.0387	0.1	455519
Mo 202.032	197.421	ppb	0.4213	0.2	1495.76
Na 330.237	17008.4	ppb	214.503	1.3	874.820
Ni 231.604	200.903	ppb	1.1409	0.6	491.831
Pb 220.353	199.300	ppb	1.2473	0.6	332.849
Sb 206.834	191.496	ppb	2.7334	1.4	193.279
Se 196.026	187.712	ppb	4.5243	2.4	95.6185
Sn 189.925	203.962	ppb	1.9366	0.9	206.199
Sr 216.596	213.230	ppb	0.3152	0.1	2404.81
Ti 334.941	199.390	ppb	0.2017	0.1	62723.0
Tl 190.794	42.7635	ppb	0.8952	2.1	41.8565
V 292.401	199.840	ppb	0.1777	0.1	5855.95
Zn 206.200	192.913	ppb	0.1901	0.1	319.281

E03182013.vvq. All Data Report 3/20/2013, 10:34:42 AM

680-88237-A-1-A (Samp) **3/19/2013, 5:40:05 AM** **Rack 3, Tube 55**
Weight: 1 **Volume: 1** **Dilution: 1**

Label	Replicates Concentration		
Ag 328.068	-5.8455u	-5.7716u	-5.1875u
Al 308.215	175550	175395	175684
As 188.980	70.5345	74.0314	66.5397
B 249.678	29.3297	28.8147	27.2960
Ba 389.178	1174.58	1174.69	1174.07
Be 313.042	7.4042	7.4017	7.3996
Ca 370.602	46976	47066	47043
Cd 226.502	1.9879	1.5345	1.7037
Co 228.615	48.2844	48.0992	48.8816
Cr 267.716	120.720	120.978	120.416
Cu 324.754	237.915	236.310	239.547
Fe 271.441	190854	190903	190559
K 766.491	21124.4	21101.3	21103.4
Mg 279.078	20525.6	20548.9	20532.3
Mn 257.610	1664.74	1667.14	1665.82
Mo 202.032	5.4621	6.4527	5.8040
Na 330.237	129.691u	-1.9573u	277.149u
Ni 231.604	43.0868	43.9498	42.6486
Pb 220.353	1391.56	1401.72	1400.57
Sb 206.834	-0.2793	-1.9064	1.0680
Se 196.026	11.9952	-0.5684	-1.4308
Sn 189.925	31.7158	34.3887	35.7305
Sr 216.596	203.894	205.728	203.223
Ti 334.941	4906.14	4925.16	4924.96
Tl 190.794	8.6522u	5.7027u	1.7459u
V 292.401	412.819	412.203	411.826
Zn 206.200	3034.67	3026.81	3025.23

Label	Sol'n Conc.	Units	SD	%RSD	Int. (c/s)
Ag 328.068	-5.6015	ppb	0.3605	6.4	-457.906
Al 308.215	175543	ppb	144.809	0.1	984494
As 188.980	70.3685	ppb	3.7486	5.3	45.9592
B 249.678	28.4801	ppb	1.0574	3.7	110.783
Ba 389.178	1174.45	ppb	0.3275	0.0	31212.1
Be 313.042	7.4018	ppb	0.0023	0.0	15024.0
Ca 370.602	47028	ppb	46.79	0.1	172555
Cd 226.502	1.7420	ppb	0.2291	13.2	503.266
Co 228.615	48.4217	ppb	0.4089	0.8	751.587
Cr 267.716	120.705	ppb	0.2810	0.2	5554.24
Cu 324.754	237.924	ppb	1.6189	0.7	12835.4
Fe 271.441	190772	ppb	185.883	0.1	304878
K 766.491	21109.7	ppb	12.7960	0.1	1421821
Mg 279.078	20535.6	ppb	11.9992	0.1	42832.1
Mn 257.610	1665.90	ppb	1.1995	0.1	368870
Mo 202.032	5.9063	ppb	0.5031	8.5	41.7856
Na 330.237	134.961	ppb	139.628	103.5	-114.262
Ni 231.604	43.2284	ppb	0.6621	1.5	108.002
Pb 220.353	1397.95	ppb	5.5648	0.4	2312.02
Sb 206.834	-0.3726	ppb	1.4894	399.8	5.4860
Se 196.026	3.3320	ppb	7.5149	225.5	3.4736
Sn 189.925	33.9450	ppb	2.0438	6.0	34.7617
Sr 216.596	204.282	ppb	1.2965	0.6	2389.39
Ti 334.941	4918.75	ppb	10.9250	0.2	1547473
Tl 190.794	5.3669	ppb	3.4654	64.6	-16.8050
V 292.401	412.282	ppb	0.5013	0.1	12267.7
Zn 206.200	3028.90	ppb	5.0545	0.2	4860.48

E03182013.vvq. All Data Report 3/20/2013, 10:34:42 AM

680-88237-A-1-Asd^5 (Samp) 3/19/2013, 5:45:32 AM Rack 3, Tube 56

Weight: 1

Volume: 1

Dilution: 1

Label	Replicates Concentration		
Ag 328.068	-1.4732u	-1.6505u	-0.3408u
Al 308.215	39109.0	38556.6	37603.9
As 188.980	13.9380	15.8693	14.1441
B 249.678	7.7337	7.0769	6.6254
Ba 389.178	260.102	257.540	252.595
Be 313.042	1.6195	1.5920	1.5737
Ca 370.602	10481	10356	10169
Cd 226.502	0.4232	0.1284	0.3223
Co 228.615	10.7404	10.6751	10.5969
Cr 267.716	26.7924	26.3203	25.8522
Cu 324.754	52.0760	49.2474	49.1796
Fe 271.441	43094.6	42495.5	41460.1
K 766.491	4602.41	4545.86	4457.07
Mg 279.078	4609.11	4549.49	4455.06
Mn 257.610	370.316	365.137	357.394
Mo 202.032	1.5536	1.3747	1.1945
Na 330.237	-58.5186u	93.4344u	-84.0981u
Ni 231.604	11.5655	9.3816	12.1411
Pb 220.353	312.215	310.686	301.424
Sb 206.834	2.0716	2.3793	2.3091
Se 196.026	-7.3797u	-6.1886u	1.6024
Sn 189.925	6.4424	6.5387	6.3917
Sr 216.596	46.0510	44.9046	44.2396
Ti 334.941	1119.68	1102.83	1081.13
Tl 190.794	-0.2613u	1.3093u	2.3953u
V 292.401	92.5779	91.5736	89.6097
Zn 206.200	683.480	672.927	659.364

Label	Sol'n Conc.	Units	SD	%RSD	Int. (c/s)
Ag 328.068	-1.1548	ppb	0.7105	61.5	-135.859
Al 308.215	38423.2	ppb	761.369	2.0	215723
As 188.980	14.6505	ppb	1.0605	7.2	8.4175
B 249.678	7.1453	ppb	0.5573	7.8	54.5617
Ba 389.178	256.746	ppb	3.8163	1.5	6807.55
Be 313.042	1.5951	ppb	0.0230	1.4	3045.57
Ca 370.602	10336	ppb	157.1	1.5	37896
Cd 226.502	0.2913	ppb	0.1498	51.4	114.315
Co 228.615	10.6708	ppb	0.0719	0.7	177.722
Cr 267.716	26.3216	ppb	0.4701	1.8	1212.86
Cu 324.754	50.1677	ppb	1.6530	3.3	2808.52
Fe 271.441	42350.1	ppb	826.899	2.0	67684.1
K 766.491	4535.11	ppb	73.2593	1.6	305617
Mg 279.078	4537.89	ppb	77.6744	1.7	9480.74
Mn 257.610	364.282	ppb	6.5034	1.8	80688.7
Mo 202.032	1.3742	ppb	0.1795	13.1	15.8779
Na 330.237	-16.3941	ppb	95.9703	585.4	-28.1771
Ni 231.604	11.0294	ppb	1.4558	13.2	26.0458
Pb 220.353	308.108	ppb	5.8389	1.9	511.806
Sb 206.834	2.2533	ppb	0.1613	7.2	3.8228
Se 196.026	-3.9887	ppb	4.8785	122.3	-1.4256
Sn 189.925	6.4576	ppb	0.0747	1.2	7.0299
Sr 216.596	45.0650	ppb	0.9163	2.0	532.025
Ti 334.941	1101.21	ppb	19.3273	1.8	346365
Tl 190.794	1.1478	ppb	1.3356	116.4	-4.5821
V 292.401	91.2537	ppb	1.5097	1.7	2714.76
Zn 206.200	671.924	ppb	12.0893	1.8	1079.34

E03182013.wvq. All Data Report 3/20/2013, 10:34:42 AM

680-88237-A-1-Apds (Samp) 3/19/2013, 5:50:59 AM Rack 3, Tube 57**Weight: 1****Volume: 1****Dilution: 1**

Label	Replicates Concentration		
Ag 328.068	46.6384	46.3204	45.7573
Al 308.215	173633	173807	173719
As 188.980	2317.41	2337.62	2331.55
B 249.678	1100.36	1113.00	1117.23
Ba 389.178	3158.17	3154.74	3159.51
Be 313.042	59.2908	59.3126	59.2176
Ca 370.602	50947	50872	50855
Cd 226.502	53.3381	53.5006	53.1141
Co 228.615	552.859	556.785	556.825
Cr 267.716	324.249	323.694	323.877
Cu 324.754	492.806	489.924	492.164
Fe 271.441	186510	186826	186651
K 766.491	26157.1	26115.8	26007.9
Mg 279.078	25273.6	25318.7	25281.5
Mn 257.610	2157.44	2159.67	2162.22
Mo 202.032	522.546	521.005	523.711
Na 330.237	5482.38	5150.67	5161.21
Ni 231.604	559.633	563.044	558.722
Pb 220.353	1884.19	1884.41	1885.84
Sb 206.834	509.560	511.245	509.743
Se 196.026	2022.49	2042.70	2052.73
Sn 189.925	1055.09	1037.51	1053.20
Sr 216.596	719.944	719.142	719.944
Ti 334.941	5799.18	5794.43	5801.54
Tl 190.794	2020.15	2028.80	2030.89
V 292.401	924.045	925.755	923.354
Zn 206.200	3446.06	3449.78	3444.87

Label	Sol'n Conc.	Units	SD	%RSD	Int. (c/s)
Ag 328.068	46.2387	ppb	0.4462	1.0	3279.50
Al 308.215	173719	ppb	86.9784	0.1	974328
As 188.980	2328.86	ppb	10.3699	0.4	1598.75
B 249.678	1110.20	ppb	8.7766	0.8	9175.51
Ba 389.178	3157.47	ppb	2.4561	0.1	83343.3
Be 313.042	59.2737	ppb	0.0498	0.1	121822
Ca 370.602	50891	ppb	49.23	0.1	188862
Cd 226.502	53.3176	ppb	0.1941	0.4	2417.02
Co 228.615	555.490	ppb	2.2783	0.4	7055.50
Cr 267.716	323.940	ppb	0.2827	0.1	14806.3
Cu 324.754	491.632	ppb	1.5129	0.3	26335.4
Fe 271.441	186662	ppb	158.638	0.1	298388
K 766.491	26093.6	ppb	77.0331	0.3	1757458
Mg 279.078	25291.3	ppb	24.0995	0.1	52749.3
Mn 257.610	2159.78	ppb	2.3954	0.1	478052
Mo 202.032	522.421	ppb	1.3570	0.3	3937.60
Na 330.237	5264.75	ppb	188.544	3.6	143.098
Ni 231.604	560.466	ppb	2.2782	0.4	1377.94
Pb 220.353	1884.82	ppb	0.8968	0.0	3116.97
Sb 206.834	510.183	ppb	0.9245	0.2	511.534
Se 196.026	2039.31	ppb	15.4016	0.8	1031.06
Sn 189.925	1048.60	ppb	9.6537	0.9	1057.91
Sr 216.596	719.677	ppb	0.4634	0.1	8157.47
Ti 334.941	5798.39	ppb	3.6246	0.1	1824230
Tl 190.794	2026.62	ppb	5.6943	0.3	2265.57
V 292.401	924.384	ppb	1.2358	0.1	27301.7
Zn 206.200	3446.90	ppb	2.5616	0.1	5530.46

E03182013.wvq. All Data Report 3/20/2013, 10:34:42 AM

680-88237-A-1-B MS (Samp) 3/19/2013, 5:56:26 AM Rack 3, Tube 58**Weight: 1****Volume: 1****Dilution: 1**

Label	Replicates Concentration		
Ag 328.068	40.9436	42.3357	41.2029
Al 308.215	186211	186400	186436
As 188.980	169.355	167.497	169.845
B 249.678	203.250	202.268	203.206
Ba 389.178	1794.09	1794.66	1793.74
Be 313.042	58.2175	58.1573	58.1834
Ca 370.602	52778	52745	52713
Cd 226.502	51.1312	51.1644	51.2467
Co 228.615	89.6053	90.0891	90.3132
Cr 267.716	250.414	249.862	249.108
Cu 324.754	374.061	374.560	374.126
Fe 271.441	232566	232996	233407
K 766.491	32319.7x	32442.0x	32270.8x
Mg 279.078	35955.6	35922.3	35992.5
Mn 257.610	2501.35	2506.05	2508.93
Mo 202.032	88.7554	89.5125	88.5917
Na 330.237	4357.35	4433.59	4931.62
Ni 231.604	166.091	164.815	167.023
Pb 220.353	1863.97	1863.74	1869.21
Sb 206.834	12.5715	14.0008	19.4482
Se 196.026	90.1829	84.3666	87.6660
Sn 189.925	126.224	117.855	121.085
Sr 216.596	307.430	307.952	307.397
Ti 334.941	6071.63	6072.78	6058.65
Tl 190.794	44.4212	51.8529	46.3430
V 292.401	602.837	603.341	603.854
Zn 206.200	2777.10	2778.48	2794.54

Label	Sol'n Conc.	Units	SD	%RSD	Int. (c/s)
Ag 328.068	41.4941b	ppb	0.7403	1.8	2953.65
Al 308.215	186349b	ppb	120.843	0.1	1045084
As 188.980	168.899b	ppb	1.2385	0.7	113.409
B 249.678	202.908b	ppb	0.5549	0.3	1536.92
Ba 389.178	1794.16b	ppb	0.4636	0.0	47614.9
Be 313.042	58.1861b	ppb	0.0302	0.1	119671
Ca 370.602	52745b	ppb	32.39	0.1	191715
Cd 226.502	51.1808b	ppb	0.0595	0.1	2441.89
Co 228.615	90.0025b	ppb	0.3618	0.4	1297.23
Cr 267.716	249.794b	ppb	0.6556	0.3	11445.3
Cu 324.754	374.249b	ppb	0.2717	0.1	20098.2
Fe 271.441	232990b	ppb	420.486	0.2	372352
K 766.491	32344.2xb	ppb	88.1665	0.3	2178400
Mg 279.078	35956.8b	ppb	35.0876	0.1	75007.1
Mn 257.610	2505.44b	ppb	3.8229	0.2	554641
Mo 202.032	88.9532b	ppb	0.4912	0.6	665.733
Na 330.237	4574.19b	ppb	311.884	6.8	96.4623
Ni 231.604	165.976b	ppb	1.1082	0.7	410.211
Pb 220.353	1865.64b	ppb	3.0954	0.2	3085.65
Sb 206.834	15.3401b	ppb	3.6287	23.7	22.7106
Se 196.026	87.4052b	ppb	2.9169	3.3	46.3647
Sn 189.925	121.722b	ppb	4.2207	3.5	123.276
Sr 216.596	307.593b	ppb	0.3115	0.1	3564.88
Ti 334.941	6067.69b	ppb	7.8457	0.1	1909014
Tl 190.794	47.5390b	ppb	3.8575	8.1	25.2175
V 292.401	603.344b	ppb	0.5085	0.1	17911.6
Zn 206.200	2783.38b	ppb	9.6996	0.3	4466.15

E03182013.vvq. All Data Report 3/20/2013, 10:34:42 AM

680-88237-A-1-C MSD (Samp) 3/19/2013, 6:01:54 AM Rack 3, Tube 59**Weight: 1****Volume: 1****Dilution: 1**

Label	Replicates Concentration		
Ag 328.068	45.5180	45.8215	45.9762
Al 308.215	190148	189879	189969
As 188.980	165.885	181.710	169.361
B 249.678	171.612	174.311	174.118
Ba 389.178	1040.54	1040.48	1041.83
Be 313.042	56.9145	56.9111	57.0164
Ca 370.602	33997	33963	33972
Cd 226.502	48.1463	47.9385	47.8355
Co 228.615	85.4557	85.4607	84.8526
Cr 267.716	206.492	206.471	206.745
Cu 324.754	384.715	382.808	383.045
Fe 271.441	254630	254935	255363
K 766.491	28017.4	28054.9	28134.6
Mg 279.078	26803.6	26808.2	26797.0
Mn 257.610	2302.98	2301.84	2303.08
Mo 202.032	95.9464	96.3736	97.3841
Na 330.237	4505.10	4611.14	4662.37
Ni 231.604	135.178	135.965	140.110
Pb 220.353	1072.19	1064.51	1068.24
Sb 206.834	23.6204	27.5238	17.9616
Se 196.026	90.9178	91.6443	91.7913
Sn 189.925	126.148	128.736	131.610
Sr 216.596	280.173	280.034	278.251
Ti 334.941	6124.03	6123.44	6118.94
Tl 190.794	42.2997	39.1437	39.3753
V 292.401	571.833	569.626	571.768
Zn 206.200	1280.86	1291.45	1289.48

Label	Sol'n Conc.	Units	SD	%RSD	Int. (c/s)
Ag 328.068	45.7719	ppb	0.2331	0.5	3263.90
Al 308.215	189999	ppb	137.009	0.1	1065550
As 188.980	172.319	ppb	8.3168	4.8	115.378
B 249.678	173.347	ppb	1.5055	0.9	1270.85
Ba 389.178	1040.95	ppb	0.7625	0.1	27826.5
Be 313.042	56.9473	ppb	0.0598	0.1	117111
Ca 370.602	33977	ppb	17.81	0.1	113269
Cd 226.502	47.9734	ppb	0.1583	0.3	2372.55
Co 228.615	85.2563	ppb	0.3496	0.4	1237.91
Cr 267.716	206.569	ppb	0.1522	0.1	9481.60
Cu 324.754	383.523	ppb	1.0397	0.3	20598.9
Fe 271.441	254976	ppb	368.261	0.1	407486
K 766.491	28069.0	ppb	59.8614	0.2	1890491
Mg 279.078	26802.9	ppb	5.6311	0.0	55909.2
Mn 257.610	2302.63	ppb	0.6880	0.0	509815
Mo 202.032	96.5680	ppb	0.7383	0.8	722.093
Na 330.237	4592.87	ppb	80.2111	1.7	102.302
Ni 231.604	137.085	ppb	2.6498	1.9	339.698
Pb 220.353	1068.31	ppb	3.8424	0.4	1765.26
Sb 206.834	23.0353	ppb	4.8079	20.9	30.3646
Se 196.026	91.4511	ppb	0.4677	0.5	48.4874
Sn 189.925	128.831	ppb	2.7323	2.1	130.435
Sr 216.596	279.486	ppb	1.0720	0.4	3256.35
Ti 334.941	6122.14	ppb	2.7852	0.0	1926100
Tl 190.794	40.2729	ppb	1.7590	4.4	15.0601
V 292.401	571.076	ppb	1.2562	0.2	16959.1
Zn 206.200	1287.27	ppb	5.6338	0.4	2066.00

E03182013.vvq. All Data Report 3/20/2013, 10:34:42 AM

680-88237-A-2-A (Samp) 3/19/2013, 6:07:21 AM Rack 3, Tube 60

Weight: 1

Volume: 1

Dilution: 1

Label	Replicates Concentration		
Ag 328.068	-2.4875u	-3.6388u	-3.1427u
Al 308.215	172279	172356	172097
As 188.980	35.0185	29.5338	41.3103
B 249.678	44.1304	42.6031	44.5472
Ba 389.178	1303.66	1304.07	1304.24
Be 313.042	3.8190	3.8223	3.8164
Ca 370.602	46181	46177	46221
Cd 226.502	2.4516	2.7111	2.5400
Co 228.615	20.5576	19.0738	20.1272
Cr 267.716	73.1995	73.3595	73.1944
Cu 324.754	110.211	109.800	112.058
Fe 271.441	118880	119013	119098
K 766.491	12420.9	12466.1	12496.6
Mg 279.078	16113.6	16113.8	16132.4
Mn 257.610	1010.43	1010.60	1010.74
Mo 202.032	4.6290	4.5206	4.6946
Na 330.237	130.504u	-76.5575u	271.416u
Ni 231.604	35.7988	35.1587	34.1074
Pb 220.353	1655.31	1652.46	1662.26
Sb 206.834	2.6294	-3.5801u	2.5914
Se 196.026	0.2644	-4.4244u	-6.5909u
Sn 189.925	55.5015	53.8031	51.1571
Sr 216.596	168.648	169.679	170.790
Ti 334.941	3829.70	3836.36	3842.92
Tl 190.794	0.1212u	0.1155u	2.4336u
V 292.401	267.110	267.718	268.998
Zn 206.200	1867.35	1866.26	1867.40

Label	Sol'n Conc.	Units	SD	%RSD	Int. (c/s)
Ag 328.068	-3.0897	ppb	0.5775	18.7	-277.642
Al 308.215	172244	ppb	133.153	0.1	965999
As 188.980	35.2875	ppb	5.8929	16.7	22.3901
B 249.678	43.7602	ppb	1.0235	2.3	297.813
Ba 389.178	1303.99	ppb	0.3015	0.0	34489.3
Be 313.042	3.8192	ppb	0.0030	0.1	7647.05
Ca 370.602	46193	ppb	24.35	0.1	176206
Cd 226.502	2.5676	ppb	0.1319	5.1	372.724
Co 228.615	19.9195	ppb	0.7634	3.8	368.390
Cr 267.716	73.2511	ppb	0.0939	0.1	3374.17
Cu 324.754	110.689	ppb	1.2024	1.1	6048.91
Fe 271.441	118997	ppb	110.148	0.1	190173
K 766.491	12461.2	ppb	38.0521	0.3	839395
Mg 279.078	16119.9	ppb	10.7848	0.1	33615.5
Mn 257.610	1010.59	ppb	0.1585	0.0	223814
Mo 202.032	4.6148	ppb	0.0879	1.9	36.0121
Na 330.237	108.454	ppb	175.031	161.4	-76.1598
Ni 231.604	35.0216	ppb	0.8540	2.4	86.4782
Pb 220.353	1656.68	ppb	5.0419	0.3	2740.97
Sb 206.834	0.5469	ppb	3.5742	653.5	4.3040
Se 196.026	-3.5836	ppb	3.5041	97.8	-0.6041
Sn 189.925	53.4873	ppb	2.1894	4.1	54.4688
Sr 216.596	169.706	ppb	1.0716	0.6	1970.19
Ti 334.941	3836.33	ppb	6.6087	0.2	1206910
Tl 190.794	0.8901	ppb	1.3367	150.2	-13.6276
V 292.401	267.942	ppb	0.9636	0.4	7983.17
Zn 206.200	1867.01	ppb	0.6427	0.0	2996.54

E03182013.vvq. All Data Report 3/20/2013, 10:34:42 AM

Cont Calib Verif (CCV) 3/19/2013, 6:12:48 AM Rack 4, Tube 1
 Weight: 1 Volume: 1 Dilution: 1

Label	Replicates Concentration		
Ag 328.068	498.491	492.492	492.063
Al 308.215	4996.96	4968.45	4966.71
As 188.980	471.574	479.101	467.277
B 249.678	2552.24	2559.73	2569.32
Ba 389.178	4847.87	4822.99	4802.24
Be 313.042	494.002	491.021	489.933
Ca 370.602	4850	4817	4801
Cd 226.502	497.119	495.445	493.099
Co 228.615	493.217	490.450	488.544
Cr 267.716	4963.82	4936.27	4909.86
Cu 324.754	4876.18	4789.11	4757.10
Fe 271.441	5133.13	5098.23	5102.32
K 766.491	9321.76	9303.99	9294.34
Mg 279.078	4916.17	4901.08	4877.07
Mn 257.610	5040.48	5014.21	4999.71
Mo 202.032	490.976	491.252	488.686
Na 330.237	7318.42	7216.20	7266.99
Ni 231.604	2523.54	2511.83	2497.79
Pb 220.353	507.154	502.683	500.695
Sb 206.834	932.519	928.956	926.138
Se 196.026	4809.92	4787.92	4747.47
Sn 189.925	4915.87	4855.85	4812.63
Sr 216.596	2467.35	2453.62	2443.62
Ti 334.941	485.156	481.347	479.211
Tl 190.794	4950.10	4911.96	4922.13
V 292.401	4928.37	4908.87	4892.08
Zn 206.200	2454.21	2439.17	2423.47

Label	Sol'n Conc.	Units	SD	%RSD	Int. (c/s)	QC Value
Ag 328.068	494.349	ppb	3.5935	0.7	35699.9	98.86972
Al 308.215	4977.37	ppb	16.9842	0.3	28187.7	99.54746
As 188.980	472.651	ppb	5.9850	1.3	323.409	94.53017
B 249.678	2560.43	ppb	8.5617	0.3	21474.1	102.41716
Ba 389.178	4824.37	ppb	22.8481	0.5	126812	96.48734
Be 313.042	491.652	ppb	2.1066	0.4	1012790	98.33037
Ca 370.602	4822	ppb	25.09	0.5	19403	96.44817
Cd 226.502	495.221	ppb	2.0191	0.4	18477.4	99.04419
Co 228.615	490.737	ppb	2.3495	0.5	6118.64	98.14742
Cr 267.716	4936.65	ppb	26.9818	0.5	224764	98.73293
Cu 324.754	4807.46	ppb	61.6235	1.3	255732	96.14926
Fe 271.441	5111.23	ppb	19.0801	0.4	8286.73	102.22454
K 766.491	9306.70	ppb	13.9073	0.1	626957	93.06699
Mg 279.078	4898.11	ppb	19.7177	0.4	10162.5	97.96220
Mn 257.610	5018.13	ppb	20.6681	0.4	1109244	100.36265
Mo 202.032	490.305	ppb	1.4084	0.3	3696.88	98.06097
Na 330.237	7267.21	ppb	51.1105	0.7	352.984	96.89606
Ni 231.604	2511.05	ppb	12.8905	0.5	6163.80	100.44209
Pb 220.353	503.511	ppb	3.3079	0.7	836.503	100.70210
Sb 206.834	929.204	ppb	3.1976	0.3	977.286	37.16818Q
Se 196.026	4781.77	ppb	31.6719	0.7	2414.73	95.63537
Sn 189.925	4861.45	ppb	51.8488	1.1	4902.62	97.22900
Sr 216.596	2454.86	ppb	11.9120	0.5	27564.5	98.19455
Ti 334.941	481.905	ppb	3.0113	0.6	151525	96.38094
Tl 190.794	4928.06	ppb	19.7519	0.4	5557.93	98.56127
V 292.401	4909.77	ppb	18.1632	0.4	144766	98.19541
Zn 206.200	2438.95	ppb	15.3719	0.6	3898.59	97.55791

E03182013.vvq. All Data Report 3/20/2013, 10:34:42 AM

Cont Calib Blank (CCB) 3/19/2013, 6:18:16 AM Rack 4, Tube 2
 Weight: 1 Volume: 1 Dilution: 1

Label	Replicates Concentration		
Ag 328.068	0.6797	0.3934	-0.2782u
Al 308.215	-1.4505u	-2.5616u	-1.6175u
As 188.980	3.5140	5.2530	0.2642
B 249.678	26.7820	22.6680	21.0312
Ba 389.178	-0.0373u	-0.5952u	1.0770
Be 313.042	0.0582	0.0585	0.0563
Ca 370.602	-1.374u	2.124	3.541
Cd 226.502	0.1685	0.0649	-0.0077u
Co 228.615	-0.0841u	-0.8821u	-0.0060u
Cr 267.716	0.3957	0.7008	0.6669
Cu 324.754	1.0470	0.4627	0.8791
Fe 271.441	8.3068	5.0470	10.0618
K 766.491	1.0868	1.1307	1.4333
Mg 279.078	0.6762	-0.3169u	2.4415
Mn 257.610	0.7434	0.6569	0.6973
Mo 202.032	0.8031	1.1522	0.5346
Na 330.237	-85.3091u	81.9906	30.3750
Ni 231.604	1.8820	1.4835	2.9368
Pb 220.353	-1.6699u	0.9485	-3.2482u
Sb 206.834	-1.2486u	-0.5131u	3.7590
Se 196.026	7.3186	1.8462	-2.0222u
Sn 189.925	-1.6526u	0.7566	-1.3457u
Sr 216.596	0.0656	1.0752	0.2708
Ti 334.941	0.6304	0.5121	0.6398
Tl 190.794	4.4884	5.0136	2.5262
V 292.401	1.0403	1.0790	0.6300
Zn 206.200	0.7554	-1.0830u	0.8278

Label	Sol'n Conc.	Units	SD	%RSD	Int. (c/s)	QC Value
Ag 328.068	0.2649	ppb	0.4917	185.6	-33.0304	0.26494
Al 308.215	-1.8765	ppb	0.5992	31.9	291.314	-1.87654
As 188.980	3.0104	ppb	2.5322	84.1	0.6339	3.01040
B 249.678	23.4937	ppb	2.9629	12.6	226.431	23.49375
Ba 389.178	0.1482	ppb	0.8514	574.6	-17.6626	0.14816
Be 313.042	0.0577	ppb	0.0012	2.1	-126.058	0.05769
Ca 370.602	1.431	ppb	2.530	176.8	15.36	1.43066
Cd 226.502	0.0752	ppb	0.0885	117.7	10.8104	0.07523
Co 228.615	-0.3241	ppb	0.4848	149.6	10.7455	-0.32406
Cr 267.716	0.5878	ppb	0.1672	28.4	28.6240	0.58784
Cu 324.754	0.7962	ppb	0.3008	37.8	170.958	0.79624
Fe 271.441	7.8052	ppb	2.5448	32.6	16.7555	7.80517
K 766.491	1.2169	ppb	0.1886	15.5	284.932	1.21693
Mg 279.078	0.9336	ppb	1.3971	149.6	21.9898	0.93361
Mn 257.610	0.6992	ppb	0.0433	6.2	187.823	0.69923
Mo 202.032	0.8300	ppb	0.3097	37.3	14.1305	0.82997
Na 330.237	9.0189	ppb	85.6701	949.9	0.0797	9.01886
Ni 231.604	2.1008	ppb	0.7510	35.7	3.2977	2.10078
Pb 220.353	-1.3232	ppb	2.1198	160.2	0.6879	-1.32321
Sb 206.834	0.6658	ppb	2.7040	406.1	1.0180	0.66577
Se 196.026	2.3809	ppb	4.6933	197.1	1.4474	2.38086
Sn 189.925	-0.7472	ppb	1.3114	175.5	-0.2393	-0.74722
Sr 216.596	0.4705	ppb	0.5336	113.4	11.4515	0.47054
Ti 334.941	0.5941	ppb	0.0712	12.0	78.6807	0.59411
Tl 190.794	4.0094	ppb	1.3111	32.7	3.4796	4.00940
V 292.401	0.9164	ppb	0.2488	27.2	25.9141	0.91643
Zn 206.200	0.1667	ppb	1.0829	649.5	3.16883	0.16674

E03182013.vvq. All Data Report 3/20/2013, 10:34:42 AM

680-88237-A-3-A (Samp) 3/19/2013, 6:23:44 AM Rack 4, Tube 3
 Weight: 1 Volume: 1 Dilution: 1

Label	Replicates Concentration		
Ag 328.068	-3.0210u	-2.3883u	-2.4138u
Al 308.215	157561	157774	157742
As 188.980	31.3183	32.5982	35.3680
B 249.678	1.1963u	0.4074u	-0.2472u
Ba 389.178	484.241	485.647	484.604
Be 313.042	3.9296	3.9384	3.9397
Ca 370.602	19370	19383	19384
Cd 226.502	1.1323	1.4539	1.1191
Co 228.615	20.6951	21.6824	21.0088
Cr 267.716	75.8607	76.0384	75.8401
Cu 324.754	265.053	266.724	263.476
Fe 271.441	101407	101555	101494
K 766.491	10644.8	10638.4	10697.1
Mg 279.078	14427.7	14447.6	14364.9
Mn 257.610	988.952	988.984	988.708
Mo 202.032	3.4947	3.9714	3.7181
Na 330.237	333.681u	114.910u	-169.225u
Ni 231.604	36.8379	37.2955	38.0730
Pb 220.353	401.313	399.091	401.370
Sb 206.834	-1.1849	-1.1157	9.1248
Se 196.026	-0.7186	6.0444	2.3689
Sn 189.925	20.9266	23.1068	21.9912
Sr 216.596	76.2763	77.2145	76.7854
Ti 334.941	3254.36	3245.86	3255.23
Tl 190.794	-0.9010u	4.0775u	0.2366u
V 292.401	254.463	254.713	255.275
Zn 206.200	535.442	530.367	529.950

Label	Sol'n Conc.	Units	SD	%RSD	Int. (c/s)
Ag 328.068	-2.6077	ppb	0.3582	13.7	-238.628
Al 308.215	157692	ppb	115.006	0.1	884413
As 188.980	33.0948	ppb	2.0700	6.3	20.7323
B 249.678	0.4522	ppb	0.7228	159.9	-50.3240
Ba 389.178	484.831	ppb	0.7298	0.2	12926.5
Be 313.042	3.9359	ppb	0.0055	0.1	7877.50
Ca 370.602	19379	ppb	7.967	0.0	69079
Cd 226.502	1.2351	ppb	0.1896	15.3	282.980
Co 228.615	21.1288	ppb	0.5045	2.4	367.706
Cr 267.716	75.9131	ppb	0.1090	0.1	3490.32
Cu 324.754	265.084	ppb	1.6242	0.6	14253.5
Fe 271.441	101485	ppb	74.6097	0.1	162188
K 766.491	10660.1	ppb	32.2305	0.3	718100
Mg 279.078	14413.4	ppb	43.1312	0.3	30055.5
Mn 257.610	988.881	ppb	0.1507	0.0	218959
Mo 202.032	3.7281	ppb	0.2385	6.4	30.2641
Na 330.237	93.1220	ppb	252.160	270.8	-56.5415
Ni 231.604	37.4021	ppb	0.6244	1.7	91.9765
Pb 220.353	400.591	ppb	1.3000	0.3	661.664
Sb 206.834	2.2747	ppb	5.9324	260.8	5.6641
Se 196.026	2.5649	ppb	3.3858	132.0	2.3886
Sn 189.925	22.0082	ppb	1.0902	5.0	22.7135
Sr 216.596	76.7587	ppb	0.4697	0.6	914.046
Ti 334.941	3251.82	ppb	5.1784	0.2	1023010
Tl 190.794	1.1377	ppb	2.6087	229.3	-11.5201
V 292.401	254.817	ppb	0.4158	0.2	7585.04
Zn 206.200	531.920	ppb	3.0575	0.6	854.567

E03182013.wvq. All Data Report 3/20/2013, 10:34:42 AM

680-88237-A-4-A (Samp) 3/19/2013, 6:29:12 AM Rack 4, Tube 4

Weight: 1

Volume: 1

Dilution: 1

Label	Replicates Concentration		
Ag 328.068	4.8359	5.6986	4.5726
Al 308.215	163352	163815	163413
As 188.980	24.0450	27.6483	27.0239
B 249.678	38.7753	40.2157	39.5301
Ba 389.178	756.915	761.000	759.372
Be 313.042	3.4671	3.4834	3.4657
Ca 370.602	149521	150709	150580
Cd 226.502	4.5029	4.4750	4.4810
Co 228.615	23.0806	23.2275	23.5482
Cr 267.716	71.1752	71.2139	71.2788
Cu 324.754	140.662	141.666	141.235
Fe 271.441	100055	100448	100423
K 766.491	10900.0	10952.5	10936.9
Mg 279.078	23643.0	23697.3	23645.3
Mn 257.610	1213.47	1217.19	1214.42
Mo 202.032	4.0292	3.7832	3.8180
Na 330.237	444.912u	256.957u	182.100u
Ni 231.604	35.0362	36.8295	35.0753
Pb 220.353	364.119	360.943	358.674
Sb 206.834	-1.2032	5.3019	4.7178
Se 196.026	-10.2282u	-8.6640u	1.4525
Sn 189.925	19.5885	22.1781	19.7952
Sr 216.596	565.345	567.656	565.146
Ti 334.941	3448.78	3457.17	3456.13
Tl 190.794	-2.1772u	0.9780u	3.0084u
V 292.401	213.647	215.313	214.315
Zn 206.200	1317.18	1316.52	1324.29

Label	Sol'n Conc.	Units	SD	%RSD	Int. (c/s)
Ag 328.068	5.0357	ppb	0.5890	11.7	293.242
Al 308.215	163527	ppb	251.654	0.2	917126
As 188.980	26.2391	ppb	1.9256	7.3	17.4497
B 249.678	39.5071	ppb	0.7205	1.8	277.876
Ba 389.178	759.096	ppb	2.0567	0.3	20160.7
Be 313.042	3.4721	ppb	0.0099	0.3	6972.98
Ca 370.602	150270	ppb	651.9	0.4	600401
Cd 226.502	4.4863	ppb	0.0147	0.3	401.448
Co 228.615	23.2854	ppb	0.2391	1.0	400.501
Cr 267.716	71.2226	ppb	0.0524	0.1	3278.16
Cu 324.754	141.188	ppb	0.5032	0.4	7665.30
Fe 271.441	100309	ppb	220.146	0.2	160308
K 766.491	10929.8	ppb	26.9591	0.2	736265
Mg 279.078	23661.9	ppb	30.7267	0.1	49351.4
Mn 257.610	1215.03	ppb	1.9307	0.2	268999
Mo 202.032	3.8768	ppb	0.1331	3.4	31.5298
Na 330.237	294.657	ppb	135.401	46.0	-53.6101
Ni 231.604	35.6470	ppb	1.0243	2.9	87.6458
Pb 220.353	361.245	ppb	2.7352	0.8	596.335
Sb 206.834	2.9388	ppb	3.5990	122.5	6.2508
Se 196.026	-5.8132	ppb	6.3407	109.1	-1.7900
Sn 189.925	20.5206	ppb	1.4391	7.0	21.2803
Sr 216.596	566.049	ppb	1.3955	0.2	6432.53
Ti 334.941	3454.03	ppb	4.5752	0.1	1086675
Tl 190.794	0.6031	ppb	2.6131	433.3	-12.3917
V 292.401	214.425	ppb	0.8382	0.4	6394.54
Zn 206.200	1319.33	ppb	4.3079	0.3	3217.88

E03182013.vvq. All Data Report 3/20/2013, 10:34:42 AM

680-88237-A-5-A (Samp) 3/19/2013, 6:34:40 AM Rack 4, Tube 5

Weight: 1

Volume: 1

Dilution: 1

Label	Replicates Concentration		
Ag 328.068	-4.4455u	-4.4814u	-5.3530u
Al 308.215	137213	137185	137276
As 188.980	40.6829	49.0964	43.0291
B 249.678	-17.0929u	-17.2714u	-17.5040u
Ba 389.178	655.787	655.779	657.100
Be 313.042	5.2801	5.2837	5.2994
Ca 370.602	15777	15780	15788
Cd 226.502	-0.5695	-0.4614	-0.9705
Co 228.615	43.9271	43.4327	43.4353
Cr 267.716	119.679	119.738	119.600
Cu 324.754	123.607	123.722	125.110
Fe 271.441	183963	183638	183992
K 766.491	23542.5	23551.3	23540.8
Mg 279.078	24919.4	24894.3	24946.1
Mn 257.610	2345.38	2342.98	2347.48
Mo 202.032	4.2020	3.6355	3.9087
Na 330.237	216.580u	146.362u	43.1503u
Ni 231.604	56.3895	54.7616	55.0061
Pb 220.353	165.847	164.668	167.971
Sb 206.834	1.1410	0.9852	-2.3601
Se 196.026	-4.1980u	-15.0674u	-5.6959u
Sn 189.925	19.7208	17.7970	19.8554
Sr 216.596	102.891	102.898	102.993
Ti 334.941	5090.49	5093.36	5100.16
Tl 190.794	5.7807u	10.2330u	6.3360u
V 292.401	455.736	454.658	457.245
Zn 206.200	479.819	479.833	476.350

Label	Sol'n Conc.	Units	SD	%RSD	Int. (c/s)
Ag 328.068	-4.7600	ppb	0.5139	10.8	-389.218
Al 308.215	137225	ppb	46.8396	0.0	769657
As 188.980	44.2695	ppb	4.3417	9.8	27.7316
B 249.678	-17.2894	ppb	0.2061	1.2	-266.767
Ba 389.178	656.222	ppb	0.7603	0.1	17594.1
Be 313.042	5.2877	ppb	0.0103	0.2	10649.3
Ca 370.602	15781	ppb	5.862	0.0	46563
Cd 226.502	-0.6671	ppb	0.2682	40.2	397.507
Co 228.615	43.5984	ppb	0.2847	0.7	697.928
Cr 267.716	119.672	ppb	0.0694	0.1	5508.12
Cu 324.754	124.147	ppb	0.8366	0.7	6782.50
Fe 271.441	183864	ppb	196.338	0.1	293839
K 766.491	23544.9	ppb	5.6491	0.0	1585818
Mg 279.078	24919.9	ppb	25.9008	0.1	51981.8
Mn 257.610	2345.28	ppb	2.2484	0.1	519043
Mo 202.032	3.9154	ppb	0.2833	7.2	27.0458
Na 330.237	135.364	ppb	87.2365	64.4	-93.6657
Ni 231.604	55.3857	ppb	0.8779	1.6	137.701
Pb 220.353	166.162	ppb	1.6739	1.0	273.108
Sb 206.834	-0.0780	ppb	1.9779	2536.4	5.6242
Se 196.026	-8.3204	ppb	5.8909	70.8	-2.2776
Sn 189.925	19.1244	ppb	1.1515	6.0	19.8015
Sr 216.596	102.927	ppb	0.0571	0.1	1242.59
Ti 334.941	5094.67	ppb	4.9694	0.1	1602836
Tl 190.794	7.4499	ppb	2.4262	32.6	-14.8332
V 292.401	455.880	ppb	1.2992	0.3	13561.4
Zn 206.200	478.667	ppb	2.0069	0.4	768.989

E03182013.vvq. All Data Report 3/20/2013, 10:34:42 AM

680-88237-A-6-A (Samp) 3/19/2013, 6:40:07 AM Rack 4, Tube 6

Weight: 1

Volume: 1

Dilution: 1

Label	Replicates Concentration		
Ag 328.068	-2.3001u	-1.0002u	-2.0770u
Al 308.215	271042	270153	270522
As 188.980	48.3783	44.7748	45.4589
B 249.678	20.6956	20.4475	19.7779
Ba 389.178	506.250	507.007	506.292
Be 313.042	4.4183	4.4058	4.4096
Ca 370.602	22363	22363	22383
Cd 226.502	-0.0104	-0.3447	-0.4013
Co 228.615	22.5021	23.0774	21.5784
Cr 267.716	102.016	102.055	102.109
Cu 324.754	118.049	119.129	117.886
Fe 271.441	177978	177659	177540
K 766.491	11978.1	11945.3	11945.4
Mg 279.078	13141.1	13120.0	13124.3
Mn 257.610	690.992	691.401	691.295
Mo 202.032	6.4912	6.3740	6.6265
Na 330.237	134.620u	429.297u	507.877u
Ni 231.604	38.6234	37.3412	38.9280
Pb 220.353	277.950	281.646	276.464
Sb 206.834	-2.3937	2.5517	-2.7037
Se 196.026	2.9706	-1.2634	9.2266
Sn 189.925	19.1744	22.7478	21.1342
Sr 216.596	139.013	140.269	138.441
Ti 334.941	3017.02	3021.84	3026.10
Tl 190.794	2.0967u	-1.7186u	4.3962u
V 292.401	386.691	387.092	387.177
Zn 206.200	352.850	353.597	359.673

Label	Sol'n Conc.	Units	SD	%RSD	Int. (c/s)
Ag 328.068	-1.7924	ppb	0.6951	38.8	-182.753
Al 308.215	270572	ppb	446.533	0.2	1517284
As 188.980	46.2040	ppb	1.9138	4.1	29.1795
B 249.678	20.3070	ppb	0.4747	2.3	53.2348
Ba 389.178	506.516	ppb	0.4254	0.1	13613.7
Be 313.042	4.4113	ppb	0.0064	0.1	8863.63
Ca 370.602	22370	ppb	11.56	0.1	73359
Cd 226.502	-0.2521	ppb	0.2113	83.8	398.965
Co 228.615	22.3860	ppb	0.7562	3.4	374.329
Cr 267.716	102.060	ppb	0.0467	0.0	4696.02
Cu 324.754	118.354	ppb	0.6754	0.6	6473.44
Fe 271.441	177726	ppb	226.326	0.1	284024
K 766.491	11956.3	ppb	18.9058	0.2	805391
Mg 279.078	13128.5	ppb	11.1230	0.1	27358.0
Mn 257.610	691.230	ppb	0.2120	0.0	153357
Mo 202.032	6.4972	ppb	0.1264	1.9	46.9780
Na 330.237	357.265	ppb	196.779	55.1	-62.4294
Ni 231.604	38.2975	ppb	0.8421	2.2	95.6724
Pb 220.353	278.687	ppb	2.6683	1.0	457.769
Sb 206.834	-0.8486	ppb	2.9488	347.5	4.4869
Se 196.026	3.6446	ppb	5.2773	144.8	3.3082
Sn 189.925	21.0188	ppb	1.7895	8.5	21.7155
Sr 216.596	139.241	ppb	0.9349	0.7	1649.42
Ti 334.941	3021.65	ppb	4.5426	0.2	950610
Tl 190.794	1.5914	ppb	3.0885	194.1	-18.1526
V 292.401	386.987	ppb	0.2596	0.1	11486.8
Zn 206.200	355.373	ppb	3.7423	1.1	571.238

E03182013.wvq. All Data Report 3/20/2013, 10:34:42 AM

680-88237-A-7-A (Samp) 3/19/2013, 6:45:35 AM Rack 4, Tube 7

Weight: 1

Volume: 1

Dilution: 1

Label	Replicates Concentration		
Ag 328.068	-4.6011u	-4.8451u	-4.9034u
Al 308.215	200564	200495	200374
As 188.980	51.4229	51.0740	52.6283
B 249.678	-25.4084u	-24.5362u	-23.7084u
Ba 389.178	863.296	862.962	864.719
Be 313.042	8.4853	8.4684	8.4896
Ca 370.602	25302	25292	25286
Cd 226.502	-0.6895	-0.8536	-0.8156
Co 228.615	29.0504	29.2281	28.8663
Cr 267.716	112.959	112.678	112.563
Cu 324.754	245.959	245.025	244.764
Fe 271.441	226432	226240	226292
K 766.491	24202.7	24096.7	24028.4
Mg 279.078	23132.3	23098.2	23107.7
Mn 257.610	1435.74	1436.27	1437.25
Mo 202.032	5.2858	6.3107	6.7389
Na 330.237	300.253u	378.748u	443.350u
Ni 231.604	35.4627	37.8014	39.2799
Pb 220.353	610.405	603.932	614.400
Sb 206.834	-6.3644u	7.6661	6.9442
Se 196.026	-2.3799	6.4990	-4.9853u
Sn 189.925	29.1661	30.9455	26.0894
Sr 216.596	182.473	182.898	183.821
Ti 334.941	5754.97	5749.42	5776.67
Tl 190.794	10.4763u	6.3825u	-0.6875u
V 292.401	465.727	464.311	464.609
Zn 206.200	586.720	587.761	590.924

Label	Sol'n Conc.	Units	SD	%RSD	Int. (c/s)
Ag 328.068	-4.7832	ppb	0.1603	3.4	-398.396
Al 308.215	200478	ppb	96.0710	0.0	1124290
As 188.980	51.7084	ppb	0.8155	1.6	32.6147
B 249.678	-24.5510	ppb	0.8501	3.5	-362.703
Ba 389.178	863.659	ppb	0.9329	0.1	23108.1
Be 313.042	8.4811	ppb	0.0112	0.1	17240.0
Ca 370.602	25293	ppb	7.864	0.0	80934
Cd 226.502	-0.7862	ppb	0.0859	10.9	488.933
Co 228.615	29.0483	ppb	0.1809	0.6	535.090
Cr 267.716	112.733	ppb	0.2038	0.2	5199.66
Cu 324.754	245.249	ppb	0.6283	0.3	13235.4
Fe 271.441	226321	ppb	99.0730	0.0	361685
K 766.491	24109.3	ppb	87.8294	0.4	1623825
Mg 279.078	23112.7	ppb	17.5717	0.1	48213.1
Mn 257.610	1436.42	ppb	0.7705	0.1	318255
Mo 202.032	6.1118	ppb	0.7467	12.2	41.4060
Na 330.237	374.117	ppb	71.6609	19.2	-100.314
Ni 231.604	37.5147	ppb	1.9247	5.1	94.6582
Pb 220.353	609.579	ppb	5.2829	0.9	1005.60
Sb 206.834	2.7486	ppb	7.9004	287.4	9.3389
Se 196.026	-0.2887	ppb	6.0209	2085.4	1.7986
Sn 189.925	28.7337	ppb	2.4568	8.6	29.4950
Sr 216.596	183.064	ppb	0.6890	0.4	2163.47
Ti 334.941	5760.35	ppb	14.4032	0.3	1812260
Tl 190.794	5.3904	ppb	5.6476	104.8	-19.9749
V 292.401	464.882	ppb	0.7465	0.2	13839.1
Zn 206.200	588.468	ppb	2.1894	0.4	945.170

E03182013.vvq. All Data Report 3/20/2013, 10:34:42 AM

680-88237-A-8-A (Samp) **3/19/2013, 6:51:03 AM** **Rack 4, Tube 8**
Weight: 1 **Volume: 1** **Dilution: 1**

Label	Replicates Concentration		
Ag 328.068	-4.4242u	-4.6989u	-4.6541u
Al 308.215	258536	259031	259016
As 188.980	35.3801	45.2926	39.0253
B 249.678	-15.5477u	-15.9357u	-16.0469u
Ba 389.178	727.044	725.185	725.101
Be 313.042	4.9386	4.9402	4.9263
Ca 370.602	5678	5703	5667
Cd 226.502	-0.4120	-0.2880	-0.6249
Co 228.615	19.7662	20.5389	20.3794
Cr 267.716	90.2378	90.4836	90.4767
Cu 324.754	97.9655	98.5714	97.6645
Fe 271.441	167879	168036	167930
K 766.491	18035.7	17958.8	17885.1
Mg 279.078	14929.3	14962.6	14951.0
Mn 257.610	916.314	917.203	917.985
Mo 202.032	5.5602	4.8134	4.8262
Na 330.237	156.927u	38.3959u	77.3826u
Ni 231.604	36.0053	34.7973	32.1305
Pb 220.353	507.497	511.300	510.767
Sb 206.834	0.4790	-0.7553	-2.6511
Se 196.026	-7.7920u	-1.7703	-4.0606u
Sn 189.925	19.4157	22.7904	26.1164
Sr 216.596	93.3364	93.8756	94.4388
Ti 334.941	5164.20	5156.79	5165.31
Tl 190.794	1.8949u	3.5951u	3.6829u
V 292.401	378.907	377.786	377.699
Zn 206.200	553.644	557.017	562.530

Label	Sol'n Conc.	Units	SD	%RSD	Int. (c/s)
Ag 328.068	-4.5924	ppb	0.1474	3.2	-382.609
Al 308.215	258861	ppb	281.411	0.1	1451622
As 188.980	39.8993	ppb	5.0137	12.6	24.7401
B 249.678	-15.8434	ppb	0.2621	1.7	-241.588
Ba 389.178	725.777	ppb	1.0984	0.2	19366.4
Be 313.042	4.9350	ppb	0.0076	0.2	9935.68
Ca 370.602	5683	ppb	18.24	0.3	7174
Cd 226.502	-0.4417	ppb	0.1704	38.6	370.078
Co 228.615	20.2282	ppb	0.4079	2.0	410.336
Cr 267.716	90.3994	ppb	0.1400	0.2	4167.85
Cu 324.754	98.0672	ppb	0.4619	0.5	5391.66
Fe 271.441	167949	ppb	80.1075	0.0	268401
K 766.491	17959.9	ppb	75.3426	0.4	1209698
Mg 279.078	14947.6	ppb	16.8790	0.1	31152.9
Mn 257.610	917.167	ppb	0.8358	0.1	203282
Mo 202.032	5.0666	ppb	0.4275	8.4	36.6990
Na 330.237	90.9019	ppb	60.4112	66.5	-92.5080
Ni 231.604	34.3111	ppb	1.9826	5.8	85.6942
Pb 220.353	509.855	ppb	2.0595	0.4	839.619
Sb 206.834	-0.9758	ppb	1.5767	161.6	4.0542
Se 196.026	-4.5410	ppb	3.0394	66.9	-0.8231
Sn 189.925	22.7742	ppb	3.3504	14.7	23.4771
Sr 216.596	93.8836	ppb	0.5513	0.6	1133.36
Ti 334.941	5162.10	ppb	4.6333	0.1	1624004
Tl 190.794	3.0576	ppb	1.0079	33.0	-15.8892
V 292.401	378.131	ppb	0.6737	0.2	11264.1
Zn 206.200	557.730	ppb	4.4855	0.8	895.929

E03182013.wvq. All Data Report 3/20/2013, 10:34:42 AM

680-88237-A-9-A (Samp) 3/19/2013, 6:56:31 AM Rack 4, Tube 9

Weight: 1

Volume: 1

Dilution: 1

Label	Replicates Concentration		
Ag 328.068	-4.8419u	-4.5823u	-4.5465u
Al 308.215	268896	268754	267222
As 188.980	27.0641	25.6769	25.9516
B 249.678	-14.6564u	-13.7843u	-13.3318u
Ba 389.178	685.395	683.253	678.094
Be 313.042	4.3980	4.3835	4.3478
Ca 370.602	6211	6226	6190
Cd 226.502	-0.0832	0.0035	0.0453
Co 228.615	21.5431	19.9500	21.5013
Cr 267.716	68.8662	68.6426	68.6691
Cu 324.754	177.135	174.960	174.307
Fe 271.441	141618	141892	140754
K 766.491	22462.5	22413.8	22214.4
Mg 279.078	18625.3	18634.8	18510.4
Mn 257.610	900.313	900.578	895.893
Mo 202.032	2.9397	4.1700	2.6386
Na 330.237	-252.627u	-37.9252u	55.7722u
Ni 231.604	30.7650	29.0377	29.2054
Pb 220.353	398.498	394.412	391.572
Sb 206.834	-0.2741	-2.3904	-7.1364u
Se 196.026	-1.9889	-2.4864u	-2.9348u
Sn 189.925	26.3481	24.6994	22.4513
Sr 216.596	109.271	109.197	107.720
Ti 334.941	6282.81	6261.52	6218.61
Tl 190.794	5.7958u	2.2484u	-1.4517u
V 292.401	328.019	328.687	326.033
Zn 206.200	555.510	553.691	550.319

Label	Sol'n Conc.	Units	SD	%RSD	Int. (c/s)
Ag 328.068	-4.6569	ppb	0.1612	3.5	-388.192
Al 308.215	268291	ppb	928.033	0.3	1504493
As 188.980	26.2309	ppb	0.7345	2.8	15.5561
B 249.678	-13.9241	ppb	0.6733	4.8	-203.715
Ba 389.178	682.247	ppb	3.7528	0.6	18191.2
Be 313.042	4.3764	ppb	0.0258	0.6	8788.06
Ca 370.602	6209	ppb	18.16	0.3	12277
Cd 226.502	-0.0115	ppb	0.0656	570.9	326.645
Co 228.615	20.9981	ppb	0.9080	4.3	451.982
Cr 267.716	68.7260	ppb	0.1222	0.2	3177.60
Cu 324.754	175.467	ppb	1.4807	0.8	9499.71
Fe 271.441	141421	ppb	593.635	0.4	226009
K 766.491	22363.5	ppb	131.464	0.6	1506261
Mg 279.078	18590.2	ppb	69.2506	0.4	38747.7
Mn 257.610	898.928	ppb	2.6318	0.3	199205
Mo 202.032	3.2494	ppb	0.8113	25.0	24.4483
Na 330.237	-78.2600	ppb	158.107	202.0	-102.074
Ni 231.604	29.6694	ppb	0.9525	3.2	73.7945
Pb 220.353	394.827	ppb	3.4817	0.9	648.380
Sb 206.834	-3.2670	ppb	3.5141	107.6	0.9674
Se 196.026	-2.4700	ppb	0.4732	19.2	0.0614
Sn 189.925	24.4996	ppb	1.9561	8.0	25.2177
Sr 216.596	108.729	ppb	0.8748	0.8	1289.44
Ti 334.941	6254.31	ppb	32.7021	0.5	1967630
Tl 190.794	2.1975	ppb	3.6240	164.9	-14.1791
V 292.401	327.580	ppb	1.3804	0.4	9789.88
Zn 206.200	553.173	ppb	2.6337	0.5	888.688

680-88237-A-10-A (Samp) 3/19/2013, 7:01:59 AM Rack 4, Tube 10

Weight: 1 Volume: 1 Dilution: 1

Label	Replicates Concentration		
Ag 328.068	-6.1964u	-5.9480u	-6.8342u
Al 308.215	259406	259213	260191
As 188.980	22.8346	30.2066	27.9797
B 249.678	-19.9306u	-20.4174u	-19.1205u
Ba 389.178	477.056	476.359	477.577
Be 313.042	3.8503	3.8427	3.8497
Ca 370.602	4194	4205	4225
Cd 226.502	-1.0660	-0.9086	-0.8088
Co 228.615	13.9782	14.5406	14.2823
Cr 267.716	62.8663	62.7314	62.8154
Cu 324.754	61.7507	62.7365	62.6167
Fe 271.441	148621	149016	149661
K 766.491	13324.6	13354.4	13373.4
Mg 279.078	10076.4	10083.3	10109.3
Mn 257.610	537.098	537.883	538.753
Mo 202.032	2.8177	2.8569	3.0893
Na 330.237	-11.2609u	-234.362u	207.104u
Ni 231.604	20.7913	23.0568	22.5546
Pb 220.353	270.822	274.865	277.646
Sb 206.834	-6.2768u	6.6339	2.1406
Se 196.026	5.7878	-11.9009u	-5.3720u
Sn 189.925	24.9322	22.5943	20.5877
Sr 216.596	78.0064	79.1424	78.4127
Ti 334.941	4666.82	4657.80	4653.29
Tl 190.794	6.0104u	-0.4757u	-0.2907u
V 292.401	312.671	312.698	313.312
Zn 206.200	325.076	325.453	326.630

Label	Sol'n Conc.	Units	SD	%RSD	Int. (c/s)
Ag 328.068	-6.3262	ppb	0.4571	7.2	-509.332
Al 308.215	259604	ppb	517.969	0.2	1455787
As 188.980	27.0070	ppb	3.7810	14.0	16.0046
B 249.678	-19.8228	ppb	0.6551	3.3	-259.741
Ba 389.178	476.998	ppb	0.6110	0.1	12783.7
Be 313.042	3.8476	ppb	0.0042	0.1	7697.83
Ca 370.602	4208	ppb	15.62	0.4	2934
Cd 226.502	-0.9278	ppb	0.1297	14.0	310.404
Co 228.615	14.2670	ppb	0.2815	2.0	321.699
Cr 267.716	62.8044	ppb	0.0681	0.1	2905.31
Cu 324.754	62.3679	ppb	0.5379	0.9	3488.25
Fe 271.441	149099	ppb	525.059	0.4	238277
K 766.491	13350.8	ppb	24.5969	0.2	899304
Mg 279.078	10089.7	ppb	17.3528	0.2	21017.1
Mn 257.610	537.911	ppb	0.8277	0.2	119377
Mo 202.032	2.9213	ppb	0.1468	5.0	21.5917
Na 330.237	-12.8398	ppb	220.737	1719.2	-86.2548
Ni 231.604	22.1342	ppb	1.1898	5.4	55.4427
Pb 220.353	274.444	ppb	3.4315	1.3	450.028
Sb 206.834	0.8326	ppb	6.5540	787.2	5.1836
Se 196.026	-3.8284	ppb	8.9448	233.6	-0.6678
Sn 189.925	22.7047	ppb	2.1743	9.6	23.4067
Sr 216.596	78.5205	ppb	0.5757	0.7	952.860
Ti 334.941	4659.30	ppb	6.8870	0.1	1465796
Tl 190.794	1.7480	ppb	3.6925	211.2	-14.9164
V 292.401	312.894	ppb	0.3623	0.1	9327.78
Zn 206.200	325.720	ppb	0.8108	0.2	523.790

E03182013.vvq. All Data Report 3/20/2013, 10:34:42 AM

680-88237-A-11-A (Samp) **3/19/2013, 7:07:27 AM** **Rack 4, Tube 11**
Weight: 1 **Volume: 1** **Dilution: 1**

Label	Replicates Concentration		
Ag 328.068	-3.7571u	-3.4854u	-3.2543u
Al 308.215	132798	132903	133013
As 188.980	163.376	177.561	178.674
B 249.678	-9.7364u	-9.4907u	-10.8207u
Ba 389.178	545.420	544.417	543.406
Be 313.042	4.7994	4.8013	4.7772
Ca 370.602	24206	24217	24220
Cd 226.502	7.6372	7.4869	7.4532
Co 228.615	45.5976	44.9678	46.0405
Cr 267.716	179.881	179.534	179.061
Cu 324.754	340.067	340.346	336.203
Fe 271.441	133324	133433	133505
K 766.491	18419.6	18429.7	18476.2
Mg 279.078	33815.2	33779.7	33847.2
Mn 257.610	1741.53	1741.43	1740.26
Mo 202.032	5.3948	4.9958	4.0784
Na 330.237	466.864u	68.2222u	404.834u
Ni 231.604	98.3348	97.9185	96.2685
Pb 220.353	1615.61	1617.36	1613.31
Sb 206.834	8.5254	8.1966	2.4798
Se 196.026	-1.8378	8.0950	-0.5547
Sn 189.925	27.0463	24.4269	22.6900
Sr 216.596	131.343	131.798	131.009
Ti 334.941	5402.09	5409.82	5387.29
Tl 190.794	5.4084u	8.9724u	6.5287u
V 292.401	370.838	370.295	370.407
Zn 206.200	4917.13	4967.69	4924.02

Label	Sol'n Conc.	Units	SD	%RSD	Int. (c/s)
Ag 328.068	-3.4989	ppb	0.2517	7.2	-302.209
Al 308.215	132905	ppb	107.407	0.1	745439
As 188.980	173.203	ppb	8.5291	4.9	116.866
B 249.678	-10.0159	ppb	0.7077	7.1	-164.556
Ba 389.178	544.415	ppb	1.0070	0.2	14602.4
Be 313.042	4.7927	ppb	0.0134	0.3	9635.71
Ca 370.602	24214	ppb	7.667	0.0	85955
Cd 226.502	7.5258	ppb	0.0980	1.3	590.235
Co 228.615	45.5353	ppb	0.5390	1.2	732.149
Cr 267.716	179.492	ppb	0.4117	0.2	8219.54
Cu 324.754	338.872	ppb	2.3157	0.7	18186.0
Fe 271.441	133421	ppb	91.0165	0.1	213228
K 766.491	18441.9	ppb	30.2171	0.2	1242158
Mg 279.078	33814.0	ppb	33.7601	0.1	70545.9
Mn 257.610	1741.07	ppb	0.7079	0.0	385418
Mo 202.032	4.8230	ppb	0.6750	14.0	36.6373
Na 330.237	313.307	ppb	214.504	68.5	-106.791
Ni 231.604	97.5073	ppb	1.0928	1.1	240.168
Pb 220.353	1615.43	ppb	2.0324	0.1	2672.67
Sb 206.834	6.4006	ppb	3.3995	53.1	11.5488
Se 196.026	1.9008	ppb	5.4025	284.2	2.4333
Sn 189.925	24.7211	ppb	2.1930	8.9	25.4504
Sr 216.596	131.383	ppb	0.3957	0.3	1541.66
Ti 334.941	5399.73	ppb	11.4469	0.2	1698849
Tl 190.794	6.9698	ppb	1.8224	26.1	-9.3560
V 292.401	370.513	ppb	0.2867	0.1	11037.7
Zn 206.200	4936.28	ppb	27.4197	0.6	7920.42

E03182013.wvq. All Data Report 3/20/2013, 10:34:42 AM

680-88237-A-12-A (Samp) 3/19/2013, 7:13:05 AM Rack 4, Tube 12

Weight: 1

Volume: 1

Dilution: 1

Label	Replicates Concentration		
Ag 328.068	-4.1209u	-4.8980u	-4.9396u
Al 308.215	242257	240425	241283
As 188.980	49.1186	47.7132	52.3593
B 249.678	-13.3335u	-13.2030u	-12.5810u
Ba 389.178	471.773	468.469	470.165
Be 313.042	4.8721	4.8147	4.8446
Ca 370.602	10300	10263	10272
Cd 226.502	0.2427	0.1027	0.2317
Co 228.615	23.6116	23.4005	23.1232
Cr 267.716	86.5887	85.7129	85.9877
Cu 324.754	92.5750	93.8650	92.6210
Fe 271.441	125644	124787	125439
K 766.491	10606.0	10579.1	10628.2
Mg 279.078	20566.0	20420.2	20470.3
Mn 257.610	625.696	621.809	623.324
Mo 202.032	5.1718	4.4960	5.1006
Na 330.237	-33.4097u	139.955u	133.107u
Ni 231.604	43.9916	46.9782	45.2611
Pb 220.353	874.290	863.251	856.281
Sb 206.834	-2.6297	-5.1695u	-5.9730u
Se 196.026	3.6793	0.5322	3.0538
Sn 189.925	21.5270	17.2056	19.7715
Sr 216.596	78.4077	78.1226	78.9434
Ti 334.941	4164.95	4136.81	4138.12
Tl 190.794	4.2128u	7.5285u	-1.4729u
V 292.401	352.201	349.730	350.244
Zn 206.200	483.962	475.646	480.705

Label	Sol'n Conc.	Units	SD	%RSD	Int. (c/s)
Ag 328.068	-4.6528	ppb	0.4612	9.9	-387.688
Al 308.215	241322	ppb	916.525	0.4	1353290
As 188.980	49.7304	ppb	2.3827	4.8	31.8822
B 249.678	-13.0391	ppb	0.4021	3.1	-183.153
Ba 389.178	470.136	ppb	1.6523	0.4	12596.8
Be 313.042	4.8438	ppb	0.0287	0.6	9749.58
Ca 370.602	10278	ppb	19.46	0.2	29896
Cd 226.502	0.1924	ppb	0.0778	40.5	298.313
Co 228.615	23.3784	ppb	0.2450	1.0	420.573
Cr 267.716	86.0964	ppb	0.4479	0.5	3959.44
Cu 324.754	93.0203	ppb	0.7319	0.8	5110.41
Fe 271.441	125290	ppb	447.620	0.4	200231
K 766.491	10604.4	ppb	24.6152	0.2	714352
Mg 279.078	20485.5	ppb	74.1019	0.4	42713.0
Mn 257.610	623.610	ppb	1.9589	0.3	138321
Mo 202.032	4.9228	ppb	0.3713	7.5	37.8509
Na 330.237	79.8841	ppb	98.1749	122.9	-71.2383
Ni 231.604	45.4103	ppb	1.4989	3.3	112.129
Pb 220.353	864.607	ppb	9.0805	1.1	1427.89
Sb 206.834	-4.5907	ppb	1.7452	38.0	-0.5684
Se 196.026	2.4218	ppb	1.6660	68.8	2.3665
Sn 189.925	19.5013	ppb	2.1733	11.1	20.1803
Sr 216.596	78.4912	ppb	0.4168	0.5	942.543
Ti 334.941	4146.62	ppb	15.8814	0.4	1304556
Tl 190.794	3.4228	ppb	4.5524	133.0	-10.7145
V 292.401	350.725	ppb	1.3035	0.4	10435.6
Zn 206.200	480.104	ppb	4.1995	0.8	373.405

E03182013.wvq. All Data Report 3/20/2013, 10:34:42 AM

Cont Calib Verif (CCV) 3/19/2013, 7:18:34 AM Rack 4, Tube 13
 Weight: 1 Volume: 1 Dilution: 1

Label	Replicates Concentration		
Ag 328.068	493.968	496.479	497.455
Al 308.215	4964.27	5012.32	5036.39
As 188.980	466.933	477.572	475.454
B 249.678	2531.65	2558.23	2573.06
Ba 389.178	4832.39	4834.31	4851.83
Be 313.042	492.181	493.589	494.212
Ca 370.602	4823	4821	4832
Cd 226.502	495.104	494.702	496.998
Co 228.615	491.281	490.623	492.580
Cr 267.716	4915.86	4904.36	4929.18
Cu 324.754	4774.75	4822.10	4760.43
Fe 271.441	5077.48	5080.75	5097.00
K 766.491	9337.69	9354.27	9398.35
Mg 279.078	4888.70	4884.37	4915.20
Mn 257.610	4998.45	4998.35	5010.36
Mo 202.032	487.984	486.124	489.890
Na 330.237	7296.93	7245.60	7339.02
Ni 231.604	2501.12	2498.19	2505.91
Pb 220.353	496.069	497.585	498.513
Sb 206.834	929.600	940.231	940.154
Se 196.026	4775.79	4771.84	4791.79
Sn 189.925	4878.35	4863.75	4934.04
Sr 216.596	2447.49	2440.64	2450.39
Ti 334.941	481.292	480.268	481.992
Tl 190.794	4908.52	4933.45	4959.22
V 292.401	4900.31	4908.17	4921.63
Zn 206.200	2440.25	2429.71	2437.55

Label	Sol'n Conc.	Units	SD	%RSD	Int. (c/s)	QC Value
Ag 328.068	495.967	ppb	1.7992	0.4	35817.7	99.19346
Al 308.215	5004.33	ppb	36.7153	0.7	28338.3	100.08656
As 188.980	473.320	ppb	5.6312	1.2	323.871	94.66393
B 249.678	2554.31	ppb	20.9801	0.8	21422.9	102.17258
Ba 389.178	4839.51	ppb	10.7081	0.2	127210	96.79021
Be 313.042	493.327	ppb	1.0407	0.2	1016244	98.66547
Ca 370.602	4825	ppb	5.892	0.1	19416	96.50165
Cd 226.502	495.601	ppb	1.2261	0.2	18491.6	99.12026
Co 228.615	491.495	ppb	0.9959	0.2	6128.14	98.29898
Cr 267.716	4916.46	ppb	12.4215	0.3	223844	98.32925
Cu 324.754	4785.76	ppb	32.2778	0.7	254578	95.71520
Fe 271.441	5085.08	ppb	10.4582	0.2	8244.73	101.70153
K 766.491	9363.43	ppb	31.3537	0.3	630777	93.63435
Mg 279.078	4896.09	ppb	16.6928	0.3	10158.4	97.92181
Mn 257.610	5002.39	ppb	6.9036	0.1	1105763	100.04771
Mo 202.032	487.999	ppb	1.8832	0.4	3679.49	97.59985
Na 330.237	7293.85	ppb	46.7861	0.6	354.467	97.25137
Ni 231.604	2501.74	ppb	3.8983	0.2	6140.94	100.06964
Pb 220.353	497.389	ppb	1.2334	0.2	826.369	99.47780
Sb 206.834	936.662	ppb	6.1157	0.7	984.580	37.46647Q
Se 196.026	4779.81	ppb	10.5676	0.2	2413.73	95.59612
Sn 189.925	4892.05	ppb	37.0972	0.8	4933.48	97.84093
Sr 216.596	2446.17	ppb	5.0073	0.2	27467.1	97.84689
Ti 334.941	481.184	ppb	0.8671	0.2	151298	96.23682
Tl 190.794	4933.73	ppb	25.3537	0.5	5564.35	98.67463
V 292.401	4910.04	ppb	10.7772	0.2	144776	98.20076
Zn 206.200	2435.83	ppb	5.4762	0.2	3893.67	97.43340

E03182013.wvq. All Data Report 3/20/2013, 10:34:42 AM

Cont Calib Blank (CCB) 3/19/2013, 7:24:02 AM Rack 4, Tube 14

Weight: 1

Volume: 1

Dilution: 1

Label	Replicates Concentration		
Ag 328.068	0.1543	0.0324	-0.8971u
Al 308.215	-1.5804u	-1.0706u	8.5552
As 188.980	-2.3861u	-1.3704u	-0.3229u
B 249.678	25.8140	22.6713	20.1687
Ba 389.178	0.4956	-0.3372u	1.0682
Be 313.042	0.0669	0.0614	0.0823
Ca 370.602	0.2649	5.762	6.799
Cd 226.502	0.1012	0.1156	0.1294
Co 228.615	-0.0400u	0.1380	0.1513
Cr 267.716	0.6578	0.2263	0.8393
Cu 324.754	0.7842	0.4307	1.3897
Fe 271.441	7.9012	7.0575	10.0925
K 766.491	2.1481	1.6143	2.9477
Mg 279.078	1.3516	2.8280	4.9016
Mn 257.610	0.7712	0.7107	0.9773
Mo 202.032	0.3811	0.5064	0.7690
Na 330.237	19.0250	-220.610u	-23.2838u
Ni 231.604	1.3138	1.4282	1.3332
Pb 220.353	-0.2835u	-2.6621u	1.2069
Sb 206.834	3.6053	-1.7923u	2.5984
Se 196.026	0.5939	3.2753	3.6927
Sn 189.925	1.3275	0.4568	-0.2645u
Sr 216.596	0.1736	-0.0040u	0.1537
Ti 334.941	0.6369	0.6635	0.8248
Tl 190.794	3.2172	1.8774	0.4135
V 292.401	0.9881	0.8110	1.0603
Zn 206.200	1.2512	1.1100	0.7401

Label	Sol'n Conc.	Units	SD	%RSD	Int. (c/s)	QC Value
Ag 328.068	-0.2368	ppb	0.5751	242.8	-69.3603	-0.23683
Al 308.215	1.9681	ppb	5.7103	290.1	312.823	1.96806
As 188.980	-1.3598	ppb	1.0316	75.9	-2.3709	-1.35979
B 249.678	22.8847	ppb	2.8287	12.4	221.326	22.88468
Ba 389.178	0.4089	ppb	0.7067	172.9	-10.8008	0.40886
Be 313.042	0.0702	ppb	0.0108	15.4	-100.280	0.07017
Ca 370.602	4.275	ppb	3.512	82.1	26.60	4.27540
Cd 226.502	0.1154	ppb	0.0141	12.2	12.3151	0.11539
Co 228.615	0.0831	ppb	0.1068	128.6	15.8192	0.08311
Cr 267.716	0.5745	ppb	0.3149	54.8	28.0151	0.57448
Cu 324.754	0.8682	ppb	0.4850	55.9	174.775	0.86821
Fe 271.441	8.3504	ppb	1.5666	18.8	17.6078	8.35039
K 766.491	2.2367	ppb	0.6711	30.0	353.610	2.23674
Mg 279.078	3.0271	ppb	1.7834	58.9	26.3564	3.02707
Mn 257.610	0.8197	ppb	0.1397	17.0	214.477	0.81972
Mo 202.032	0.5521	ppb	0.1979	35.8	12.0341	0.55214
Na 330.237	-74.9562	ppb	127.901	170.6	-4.2891	-74.95617
Ni 231.604	1.3584	ppb	0.0612	4.5	1.4750	1.35840
Pb 220.353	-0.5796	ppb	1.9514	336.7	1.9196	-0.57959
Sb 206.834	1.4705	ppb	2.8702	195.2	1.8294	1.47046
Se 196.026	2.5206	ppb	1.6816	66.7	1.5179	2.52059
Sn 189.925	0.5066	ppb	0.7971	157.3	1.0249	0.50661
Sr 216.596	0.1077	ppb	0.0973	90.3	7.4081	0.10775
Ti 334.941	0.7084	ppb	0.1017	14.3	114.650	0.70839
Tl 190.794	1.8361	ppb	1.4023	76.4	1.0250	1.83607
V 292.401	0.9532	ppb	0.1283	13.5	27.0641	0.95316
Zn 206.200	1.0338	ppb	0.2639	25.5	2.0788	1.03379

E03182013.vvq. All Data Report 3/20/2013, 10:34:42 AM

680-88237-A-13-A (Samp) 3/19/2013, 7:29:30 AM Rack 4, Tube 15

Weight: 1

Volume: 1

Dilution: 1

Label	Replicates Concentration		
Ag 328.068	-1.8826u	-1.7878u	-1.0286u
Al 308.215	58381.5	58261.9	58272.0
As 188.980	36.9130	41.3802	34.8629
B 249.678	-8.0620u	-9.2201u	-8.9398u
Ba 389.178	176.752	176.315	175.565
Be 313.042	2.1054	2.1033	2.1070
Ca 370.602	6311	6300	6314
Cd 226.502	-1.0809	-0.9403	-0.7144
Co 228.615	13.3227	13.8097	13.0551
Cr 267.716	134.395	134.531	134.201
Cu 324.754	100.607	99.8014	98.9074
Fe 271.441	123541	123338	123369
K 766.491	2869.59	2871.95	2873.91
Mg 279.078	2862.26	2854.61	2850.29
Mn 257.610	1109.02	1107.08	1105.01
Mo 202.032	5.2258	4.9913	4.0812
Na 330.237	134.799u	33.4074u	80.0372u
Ni 231.604	33.6592	34.7785	34.3643
Pb 220.353	90.3087	86.7283	97.1943
Sb 206.834	-0.1459	-4.7732u	-0.1297
Se 196.026	-6.3588u	5.5216	-0.4251
Sn 189.925	16.8746	19.0964	17.8229
Sr 216.596	30.2740	29.6762	30.5383
Ti 334.941	1442.88	1440.88	1439.10
Tl 190.794	0.0107u	2.5586u	-1.0529u
V 292.401	240.898	240.018	241.242
Zn 206.200	151.379	149.161	149.403

Label	Sol'n Conc.	Units	SD	%RSD	Int. (c/s)
Ag 328.068	-1.5663	ppb	0.4681	29.9	-161.062
Al 308.215	58305.1	ppb	66.3433	0.1	327191
As 188.980	37.7187	ppb	3.3325	8.8	23.5929
B 249.678	-8.7406	ppb	0.6042	6.9	-145.826
Ba 389.178	176.211	ppb	0.5999	0.3	4815.78
Be 313.042	2.1052	ppb	0.0018	0.1	4089.78
Ca 370.602	6308	ppb	6.947	0.1	13306
Cd 226.502	-0.9119	ppb	0.1849	20.3	253.283
Co 228.615	13.3958	ppb	0.3826	2.9	218.466
Cr 267.716	134.376	ppb	0.1662	0.1	6153.63
Cu 324.754	99.7720	ppb	0.8503	0.9	5470.12
Fe 271.441	123416	ppb	109.028	0.1	197233
K 766.491	2871.81	ppb	2.1631	0.1	193603
Mg 279.078	2855.72	ppb	6.0608	0.2	5966.81
Mn 257.610	1107.04	ppb	2.0076	0.2	245061
Mo 202.032	4.7661	ppb	0.6046	12.7	36.9716
Na 330.237	82.7479	ppb	50.7502	61.3	-45.9882
Ni 231.604	34.2673	ppb	0.5659	1.7	84.6727
Pb 220.353	91.4104	ppb	5.3192	5.8	152.594
Sb 206.834	-1.6829	ppb	2.6763	159.0	2.7636
Se 196.026	-0.4208	ppb	5.9402	1411.8	1.0439
Sn 189.925	17.9313	ppb	1.1148	6.2	18.5954
Sr 216.596	30.1629	ppb	0.4417	1.5	397.919
Ti 334.941	1440.95	ppb	1.8894	0.1	453250
Tl 190.794	0.5055	ppb	1.8559	367.2	-14.7150
V 292.401	240.719	ppb	0.6314	0.3	7132.80
Zn 206.200	149.981	ppb	1.2169	0.8	241.615

E03182013.wvq. All Data Report 3/20/2013, 10:34:42 AM

680-88237-A-14-A (Samp) 3/19/2013, 7:34:57 AM Rack 4, Tube 16

Weight: 1

Volume: 1

Dilution: 1

Label	Replicates Concentration		
Ag 328.068	-3.1748u	-2.8342u	-3.6275u
Al 308.215	236064	236454	235358
As 188.980	39.1183	38.6880	37.8656
B 249.678	-12.4984u	-14.3435u	-13.8219u
Ba 389.178	536.297	536.283	533.720
Be 313.042	3.7264	3.7169	3.7140
Ca 370.602	7187	7188	7182
Cd 226.502	0.0541	0.1532	-0.0256
Co 228.615	18.3056	18.3390	18.4885
Cr 267.716	88.4852	88.7908	88.3160
Cu 324.754	235.535	233.681	235.012
Fe 271.441	154977	155183	154612
K 766.491	9565.28	9565.66	9546.03
Mg 279.078	11005.6	11013.8	10973.0
Mn 257.610	666.883	667.788	664.107
Mo 202.032	4.6655	5.2776	4.9888
Na 330.237	-89.8527u	-27.7643u	94.3223u
Ni 231.604	28.6734	30.6490	28.5154
Pb 220.353	425.899	426.763	428.754
Sb 206.834	3.7198	7.0116	2.1462
Se 196.026	-1.6895	1.7799	-2.7377u
Sn 189.925	34.8728	31.5870	32.8520
Sr 216.596	90.6725	91.0889	90.5789
Ti 334.941	3582.16	3593.06	3576.03
Tl 190.794	2.7154u	-1.1326u	1.6121u
V 292.401	384.178	385.238	382.820
Zn 206.200	376.805	377.655	373.796

Label	Sol'n Conc.	Units	SD	%RSD	Int. (c/s)
Ag 328.068	-3.2122	ppb	0.3980	12.4	-283.500
Al 308.215	235959	ppb	555.140	0.2	1323220
As 188.980	38.5573	ppb	0.6365	1.7	23.9316
B 249.678	-13.5546	ppb	0.9511	7.0	-212.091
Ba 389.178	535.433	ppb	1.4839	0.3	14331.9
Be 313.042	3.7191	ppb	0.0065	0.2	7428.43
Ca 370.602	7186	ppb	3.206	0.0	14154
Cd 226.502	0.0606	ppb	0.0896	147.9	360.512
Co 228.615	18.3777	ppb	0.0974	0.5	341.091
Cr 267.716	88.5307	ppb	0.2406	0.3	4075.65
Cu 324.754	234.743	ppb	0.9556	0.4	12655.5
Fe 271.441	154924	ppb	289.066	0.2	247586
K 766.491	9558.99	ppb	11.2249	0.1	643947
Mg 279.078	10997.5	ppb	21.5708	0.2	22917.7
Mn 257.610	666.260	ppb	1.9181	0.3	147767
Mo 202.032	4.9773	ppb	0.3062	6.2	36.6608
Na 330.237	-7.7648	ppb	93.7021	1206.8	-79.3218
Ni 231.604	29.2793	ppb	1.1888	4.1	73.0910
Pb 220.353	427.139	ppb	1.4643	0.3	703.933
Sb 206.834	4.2925	ppb	2.4827	57.8	9.0082
Se 196.026	-0.8824	ppb	2.3645	268.0	0.8859
Sn 189.925	33.1039	ppb	1.6573	5.0	33.8943
Sr 216.596	90.7801	ppb	0.2715	0.3	1093.40
Ti 334.941	3583.75	ppb	8.6233	0.2	1127431
Tl 190.794	1.0650	ppb	1.9815	186.1	-16.4553
V 292.401	384.079	ppb	1.2121	0.3	11411.9
Zn 206.200	376.086	ppb	2.0279	0.5	604.513

E03182013.vvq. All Data Report 3/20/2013, 10:34:42 AM

680-88244-D-2-A (Samp) 3/19/2013, 7:40:25 AM Rack 4, Tube 17

Weight: 1

Volume: 1

Dilution: 1

Label	Replicates Concentration		
Ag 328.068	-0.7375u	-0.4694u	0.8545
Al 308.215	41182.1	41154.0	41147.4
As 188.980	75.2320	71.8012	78.7492
B 249.678	28.0670	27.5396	27.9467
Ba 389.178	1315.39	1316.73	1317.16
Be 313.042	4.6338	4.6254	4.6388
Ca 370.602	24121	24114	24133
Cd 226.502	3.2036	3.0276	3.1550
Co 228.615	40.4365	40.1634	39.7968
Cr 267.716	63.0268	62.7607	62.7841
Cu 324.754	226.850	227.217	228.116
Fe 271.441	67993.2	67941.5	67870.0
K 766.491	3636.81	3644.60	3638.50
Mg 279.078	2503.48	2502.79	2501.51
Mn 257.610	5150.69	5150.48	5139.29
Mo 202.032	7.7983	7.5334	7.4966
Na 330.237	450.522u	386.593u	407.525u
Ni 231.604	55.5679	54.9393	54.8088
Pb 220.353	1266.98	1267.20	1257.22
Sb 206.834	3.5965	1.5243	2.9357
Se 196.026	2.2026	1.5770	5.9542
Sn 189.925	98.8644	101.009	103.097
Sr 216.596	299.513	298.800	299.058
Ti 334.941	1107.57	1107.82	1107.13
Tl 190.794	12.8038u	15.2583	13.2088u
V 292.401	120.449	120.260	119.815
Zn 206.200	1209.26	1205.96	1208.30

Label	Sol'n Conc.	Units	SD	%RSD	Int. (c/s)
Ag 328.068	-0.1174	ppb	0.8524	725.7	-50.8700
Al 308.215	41161.2	ppb	18.4254	0.0	231074
As 188.980	75.2608	ppb	3.4741	4.6	50.0361
B 249.678	27.8511	ppb	0.2764	1.0	206.709
Ba 389.178	1316.43	ppb	0.9241	0.1	34693.3
Be 313.042	4.6327	ppb	0.0068	0.1	9307.09
Ca 370.602	24123	ppb	9.510	0.0	91368
Cd 226.502	3.1287	ppb	0.0909	2.9	278.245
Co 228.615	40.1323	ppb	0.3210	0.8	542.573
Cr 267.716	62.8572	ppb	0.1474	0.2	2901.49
Cu 324.754	227.395	ppb	0.6510	0.3	12240.5
Fe 271.441	67934.9	ppb	61.8350	0.1	108574
K 766.491	3639.97	ppb	4.0972	0.1	245334
Mg 279.078	2502.59	ppb	0.9986	0.0	5161.23
Mn 257.610	5146.82	ppb	6.5190	0.1	1137836
Mo 202.032	7.6094	ppb	0.1646	2.2	61.5300
Na 330.237	414.880	ppb	32.5930	7.9	-17.7092
Ni 231.604	55.1053	ppb	0.4059	0.7	134.764
Pb 220.353	1263.80	ppb	5.7005	0.5	2095.25
Sb 206.834	2.6855	ppb	1.0585	39.4	5.1641
Se 196.026	3.2446	ppb	2.3673	73.0	3.5807
Sn 189.925	100.990	ppb	2.1165	2.1	102.359
Sr 216.596	299.124	ppb	0.3607	0.1	3401.82
Ti 334.941	1107.51	ppb	0.3486	0.0	348338
Tl 190.794	13.7570	ppb	1.3159	9.6	-0.8241
V 292.401	120.175	ppb	0.3256	0.3	3566.32
Zn 206.200	1207.84	ppb	1.6944	0.1	1939.03

E03182013.wvq. All Data Report 3/20/2013, 10:34:42 AM

680-88244-D-3-A (Samp) 3/19/2013, 7:45:53 AM Rack 4, Tube 18

Weight: 1

Volume: 1

Dilution: 1

Label	Replicates Concentration		
Ag 328.068	-1.2006u	-2.2842u	-1.3682u
Al 308.215	136328	136302	136870
As 188.980	6.8991	8.0078	13.8895
B 249.678	-11.6509u	-11.7088u	-13.5763u
Ba 389.178	294.861	297.261	297.813
Be 313.042	3.1387	3.1640	3.1620
Ca 370.602	5117	5109	5104
Cd 226.502	-1.1119	-1.1429	-1.1851
Co 228.615	14.2194	15.9229	14.9542
Cr 267.716	159.042	159.433	159.379
Cu 324.754	101.299	101.320	102.219
Fe 271.441	141057	141116	141400
K 766.491	10708.9	10726.5	10749.1
Mg 279.078	9568.03	9557.63	9594.98
Mn 257.610	713.554	714.358	715.985
Mo 202.032	3.0300	4.2823	3.6952
Na 330.237	506.927u	257.745u	555.409u
Ni 231.604	38.3754	40.1188	38.7440
Pb 220.353	119.979	118.124	117.410
Sb 206.834	4.0352	-6.9898u	-4.1120
Se 196.026	-3.9899u	2.1786	4.9465
Sn 189.925	20.2565	17.9422	17.1166
Sr 216.596	49.2530	50.1227	49.8190
Ti 334.941	4474.96	4482.55	4509.25
Tl 190.794	0.3227u	-0.0892u	-1.1588u
V 292.401	522.998	524.785	525.912
Zn 206.200	179.863	182.109	180.515

Label	Sol'n Conc.	Units	SD	%RSD	Int. (c/s)
Ag 328.068	-1.6177	ppb	0.5833	36.1	-165.517
Al 308.215	136500	ppb	320.682	0.2	765593
As 188.980	9.5988	ppb	3.7570	39.1	4.1071
B 249.678	-12.3120	ppb	1.0953	8.9	-190.339
Ba 389.178	296.645	ppb	1.5698	0.5	8030.20
Be 313.042	3.1549	ppb	0.0140	0.4	6249.25
Ca 370.602	5110	ppb	6.569	0.1	7360
Cd 226.502	-1.1466	ppb	0.0367	3.2	284.517
Co 228.615	15.0322	ppb	0.8544	5.7	326.192
Cr 267.716	159.285	ppb	0.2119	0.1	7294.03
Cu 324.754	101.613	ppb	0.5253	0.5	5570.44
Fe 271.441	141191	ppb	183.539	0.1	225642
K 766.491	10728.2	ppb	20.1147	0.2	722684
Mg 279.078	9573.55	ppb	19.2770	0.2	19972.7
Mn 257.610	714.632	ppb	1.2389	0.2	158415
Mo 202.032	3.6692	ppb	0.6265	17.1	27.2236
Na 330.237	440.027	ppb	159.711	36.3	-57.6262
Ni 231.604	39.0794	ppb	0.9188	2.4	96.8551
Pb 220.353	118.504	ppb	1.3263	1.1	194.232
Sb 206.834	-2.3555	ppb	5.7186	242.8	2.7623
Se 196.026	1.0451	ppb	4.5748	437.7	1.7896
Sn 189.925	18.4384	ppb	1.6277	8.8	19.1056
Sr 216.596	49.7315	ppb	0.4414	0.9	625.405
Ti 334.941	4488.92	ppb	18.0102	0.4	1412183
Tl 190.794	-0.3084	ppb	0.7647	247.9	-16.6124
V 292.401	524.565	ppb	1.4693	0.3	15578.5
Zn 206.200	180.829	ppb	1.1553	290.6	291.026

E03182013.vvq. All Data Report 3/20/2013, 10:34:42 AM

680-88289-B-1-B (Samp) 3/19/2013, 7:51:21 AM Rack 4, Tube 19

Weight: 1

Volume: 1

Dilution: 1

Label	Replicates Concentration		
Ag 328.068	17.4026	17.9332	17.6045
Al 308.215	87571.7	87499.1	87601.7
As 188.980	30.4019	30.6714	31.5642
B 249.678	-5.1900u	-5.3061u	-7.2571u
Ba 389.178	316.272	316.342	316.272
Be 313.042	2.0335	2.0492	2.0481
Ca 370.602	29300	29318	29349
Cd 226.502	-0.8983	-0.8740	-1.0542
Co 228.615	19.3882	19.4970	18.9025
Cr 267.716	124.875	125.464	125.430
Cu 324.754	92.9060	93.4594	93.0298
Fe 271.441	120722	120767	120741
K 766.491	4887.44	4876.85	4882.88
Mg 279.078	6430.65	6442.13	6443.52
Mn 257.610	2095.35	2096.66	2100.14
Mo 202.032	4.0811	5.1442	5.0371
Na 330.237	206.850u	384.181u	345.105u
Ni 231.604	42.7549	42.1375	42.7125
Pb 220.353	295.914	299.765	298.818
Sb 206.834	-3.2452	6.0997	8.2059
Se 196.026	-3.6350u	1.9393	2.9174
Sn 189.925	17.2880	18.4302	20.4587
Sr 216.596	88.4175	88.8621	89.9256
Ti 334.941	1493.78	1496.15	1498.77
Tl 190.794	7.3685u	5.0871u	3.8322u
V 292.401	313.333	312.963	314.209
Zn 206.200	177.228	177.157	174.303

Label	Sol'n Conc.	Units	SD	%RSD	Int. (c/s)
Ag 328.068	17.6467	ppb	0.2678	1.5	1233.00
Al 308.215	87557.5	ppb	52.7671	0.1	491196
As 188.980	30.8792	ppb	0.6084	2.0	19.1600
B 249.678	-5.9177	ppb	1.1614	19.6	-119.932
Ba 389.178	316.295	ppb	0.0404	0.0	8504.17
Be 313.042	2.0436	ppb	0.0088	0.4	3971.08
Ca 370.602	29322	ppb	24.48	0.1	107021
Cd 226.502	-0.9422	ppb	0.0977	10.4	246.074
Co 228.615	19.2626	ppb	0.3165	1.6	292.923
Cr 267.716	125.256	ppb	0.3308	0.3	5741.54
Cu 324.754	93.1318	ppb	0.2904	0.3	5115.40
Fe 271.441	120743	ppb	22.5615	0.0	192962
K 766.491	4882.39	ppb	5.3131	0.1	329004
Mg 279.078	6438.77	ppb	7.0664	0.1	13419.7
Mn 257.610	2097.38	ppb	2.4770	0.1	463975
Mo 202.032	4.7541	ppb	0.5853	12.3	36.8783
Na 330.237	312.046	ppb	93.1732	29.9	-33.8878
Ni 231.604	42.5350	ppb	0.3449	0.8	104.931
Pb 220.353	298.165	ppb	2.0068	0.7	494.590
Sb 206.834	3.6868	ppb	6.0950	165.3	7.9835
Se 196.026	0.4072	ppb	3.5347	868.0	1.6948
Sn 189.925	18.7257	ppb	1.6059	8.6	19.4082
Sr 216.596	89.0684	ppb	0.7749	0.9	1061.81
Ti 334.941	1496.24	ppb	2.4959	0.2	470661
Tl 190.794	5.4293	ppb	1.7928	33.0	-10.4685
V 292.401	313.502	ppb	0.6399	0.2	9286.54
Zn 206.200	176.229	ppb	1.6688	0.9	283.756

E03182013.vvq. All Data Report 3/20/2013, 10:34:42 AM

640-42648-A-1-A (Samp) 3/19/2013, 7:56:49 AM Rack 4, Tube 20

Weight: 1 Volume: 1 Dilution: 1

Label	Replicates Concentration		
Ag 328.068	2.8383	2.6693	2.7665
Al 308.215	3177.40	3169.98	3156.32
As 188.980	7.3939	1.3528	5.6206
B 249.678	46.2730	46.2329	46.1253
Ba 389.178	254.564	254.627	254.296
Be 313.042	0.0613	0.0632	0.0682
Ca 370.602	13843	13842	13805
Cd 226.502	1.0340	0.9396	1.0267
Co 228.615	0.8532	0.2565	0.9365
Cr 267.716	11.7595	11.9319	11.9142
Cu 324.754	630.449	623.805	630.104
Fe 271.441	3466.94	3452.88	3432.79
K 766.491	1292.00	1283.95	1282.60
Mg 279.078	2242.20	2232.55	2227.46
Mn 257.610	75.5757	75.3917	75.2747
Mo 202.032	12.6457	12.2815	12.2563
Na 330.237	625.193	479.291	552.623
Ni 231.604	10.8250	11.2853	13.0525
Pb 220.353	12.3830	12.9771	10.9246
Sb 206.834	-0.6745u	3.1172	0.6622
Se 196.026	7.8783	2.7246	2.5394
Sn 189.925	38.3690	38.2611	35.9088
Sr 216.596	70.2238	69.7537	71.0990
Ti 334.941	21.3388	21.2330	21.5005
Tl 190.794	-0.0180u	0.9394	2.2473
V 292.401	6.2361	6.4032	6.1716
Zn 206.200	564.384	562.996	560.350

Label	Sol'n Conc.	Units	SD	%RSD	Int. (c/s)
Ag 328.068	2.7580	ppb	0.0848	3.1	144.814
Al 308.215	3167.90	ppb	10.6918	0.3	18064.4
As 188.980	4.7891	ppb	3.1052	64.8	1.9750
B 249.678	46.2104	ppb	0.0764	0.2	413.868
Ba 389.178	254.495	ppb	0.1758	0.1	6679.49
Be 313.042	0.0642	ppb	0.0035	5.5	-109.553
Ca 370.602	13830	ppb	21.68	0.2	55783
Cd 226.502	1.0001	ppb	0.0525	5.3	53.1254
Co 228.615	0.6821	ppb	0.3709	54.4	23.2985
Cr 267.716	11.8685	ppb	0.0948	0.8	543.371
Cu 324.754	628.119	ppb	3.7406	0.6	33530.5
Fe 271.441	3450.87	ppb	17.1651	0.5	5519.06
K 766.491	1286.18	ppb	5.0777	0.4	86820.2
Mg 279.078	2234.07	ppb	7.4898	0.3	4681.01
Mn 257.610	75.4140	ppb	0.1518	0.2	16724.9
Mo 202.032	12.3945	ppb	0.2179	1.8	101.185
Na 330.237	552.369	ppb	72.9514	13.2	22.6889
Ni 231.604	11.7209	ppb	1.1759	10.0	26.9868
Pb 220.353	12.0949	ppb	1.0561	8.7	22.8367
Sb 206.834	1.0350	ppb	1.9231	185.8	1.4266
Se 196.026	4.3808	ppb	3.0304	69.2	2.4959
Sn 189.925	37.5129	ppb	1.3903	3.7	38.3479
Sr 216.596	70.3588	ppb	0.6828	1.0	800.086
Ti 334.941	21.3574	ppb	0.1347	0.6	6622.90
Tl 190.794	1.0563	ppb	1.1372	107.7	-0.3325
V 292.401	6.2703	ppb	0.1195	1.9	181.371
Zn 206.200	562.577	ppb	2.0498	0.4	903.960

E03182013.vvq. All Data Report 3/20/2013, 10:34:42 AM

MB 680-269345/26-A (Samp) 3/19/2013, 8:02:17 AM Rack 4, Tube 21

Weight: 1

Volume: 1

Dilution: 1

Label	Replicates Concentration		
Ag 328.068	-0.0586u	0.0642	-0.5095u
Al 308.215	-0.0517u	-2.1437u	-4.9035u
As 188.980	3.4816	1.2616	-1.4445u
B 249.678	2.5344	1.8157	1.9393
Ba 389.178	-0.8028u	-0.0660u	0.1023
Be 313.042	0.0066	-0.0011u	-0.0053u
Ca 370.602	18.28	20.15	18.85
Cd 226.502	-0.0052u	-0.0481u	-0.0645u
Co 228.615	0.1575	0.2366	0.3567
Cr 267.716	0.4459	0.0820	0.0487
Cu 324.754	0.3773	-0.2905u	0.2072
Fe 271.441	23.7453	16.2801	20.6265
K 766.491	9.3595	9.6344	9.1187
Mg 279.078	3.7436	9.1006	-0.3651u
Mn 257.610	0.2078	0.1997	0.1090
Mo 202.032	-0.3075u	0.4647	-0.0797u
Na 330.237	-161.041u	113.482	207.126
Ni 231.604	0.8896	0.3992	2.4904
Pb 220.353	-1.1338u	-0.1572u	-3.1250u
Sb 206.834	-1.5635u	4.0650	3.1077
Se 196.026	3.6311	7.3084	-10.5584u
Sn 189.925	7.6434	9.4756	9.6697
Sr 216.596	0.0802	0.3939	-0.6399u
Ti 334.941	0.9318	0.7750	0.7679
Tl 190.794	-2.9420u	-1.2842u	-1.2485u
V 292.401	0.3950	-0.2326u	0.1998
Zn 206.200	3.5711	2.3968	2.6645

Label	Sol'n Conc.	Units	SD	%RSD	Int. (c/s)
Ag 328.068	-0.1680	ppb	0.3021	179.9	-64.3777
Al 308.215	-2.3663	ppb	2.4335	102.8	288.487
As 188.980	1.0996	ppb	2.4670	224.4	-0.6796
B 249.678	2.0965	ppb	0.3842	18.3	47.1750
Ba 389.178	-0.2555	ppb	0.4814	188.4	-28.2502
Be 313.042	0.0001	ppb	0.0060	9222.9	-244.683
Ca 370.602	19.09	ppb	0.9596	5.0	85.79
Cd 226.502	-0.0392	ppb	0.0306	78.1	6.5711
Co 228.615	0.2503	ppb	0.1003	40.1	17.9026
Cr 267.716	0.1922	ppb	0.2203	114.6	10.6190
Cu 324.754	0.0980	ppb	0.3470	354.1	133.819
Fe 271.441	20.2173	ppb	3.7494	18.5	36.6400
K 766.491	9.3709	ppb	0.2580	2.8	834.055
Mg 279.078	4.1597	ppb	4.7466	114.1	28.7333
Mn 257.610	0.1722	ppb	0.0549	31.9	71.3708
Mo 202.032	0.0258	ppb	0.3968	1534.9	8.0650
Na 330.237	53.1889	ppb	191.346	359.7	2.3532
Ni 231.604	1.2597	ppb	1.0936	86.8	1.2328
Pb 220.353	-1.4720	ppb	1.5125	102.8	0.4421
Sb 206.834	1.8697	ppb	3.0116	161.1	2.2303
Se 196.026	0.1270	ppb	9.4347	7428.6	0.3099
Sn 189.925	8.9295	ppb	1.1181	12.5	9.5184
Sr 216.596	-0.0553	ppb	0.5301	958.8	5.5885
Ti 334.941	0.8249	ppb	0.0926	11.2	151.288
Tl 190.794	-1.8249	ppb	0.9676	53.0	-3.1089
V 292.401	0.1207	ppb	0.3212	266.0	2.5631
Zn 206.200	2.8775	ppb	0.6154	21.4	6.0383

E03182013.vvq. All Data Report 3/20/2013, 10:34:42 AM

190-228-B-1-A (Samp) **3/19/2013, 8:07:45 AM** **Rack 4, Tube 22**
Weight: 1 **Volume: 1** **Dilution: 1**

Label	Replicates Concentration		
Ag 328.068	-0.0339u	0.3776	0.0005u
Al 308.215	161.855	161.640	161.448
As 188.980	-2.6256u	-2.2014u	-7.5776u
B 249.678	2.3997	1.6634	2.1222
Ba 389.178	0.3621	0.2143	-0.2236u
Be 313.042	0.0002	-0.0041u	0.0008
Ca 370.602	194.3	190.3	196.4
Cd 226.502	0.1281	0.0955	0.1057
Co 228.615	-0.8729u	-0.0063u	-0.0811u
Cr 267.716	0.9248	1.0143	0.9065
Cu 324.754	29.7164	29.6564	28.8548
Fe 271.441	132.482	129.066	128.900
K 766.491	24.1239	24.3372	24.2717
Mg 279.078	56.9041	60.7537	58.8710
Mn 257.610	2.4026	2.4431	2.3735
Mo 202.032	0.2790	0.0981	-0.3900u
Na 330.237	19.6919	47.1660	-0.2620u
Ni 231.604	0.7691	2.1582	2.1159
Pb 220.353	0.7866	-0.6657u	0.7800
Sb 206.834	3.3530	-1.0550u	-4.8095u
Se 196.026	0.9620	-0.4482u	-4.1355u
Sn 189.925	24.6329	22.3941	22.5121
Sr 216.596	1.5368	1.4577	1.3294
Ti 334.941	2.6289	2.6404	2.6795
Tl 190.794	2.0989	1.3222	1.0089
V 292.401	0.2168	0.1002	0.6534
Zn 206.200	54.8771	52.4242	54.2251

Label	Sol'n Conc.	Units	SD	%RSD	Int. (c/s)
Ag 328.068	0.1147	ppb	0.2283	199.0	-43.9284
Al 308.215	161.648	ppb	0.2041	0.1	1208.05
As 188.980	-4.1349	ppb	2.9890	72.3	-4.2777
B 249.678	2.0617	ppb	0.3719	18.0	46.7863
Ba 389.178	0.1176	ppb	0.3046	259.0	-18.0870
Be 313.042	-0.0010	ppb	0.0027	265.5	-246.818
Ca 370.602	193.7	ppb	3.089	1.6	782.7
Cd 226.502	0.1098	ppb	0.0166	15.1	12.3934
Co 228.615	-0.3201	ppb	0.4802	150.0	10.8586
Cr 267.716	0.9485	ppb	0.0577	6.1	45.0945
Cu 324.754	29.4092	ppb	0.4811	1.6	1692.49
Fe 271.441	130.150	ppb	2.0220	1.6	212.243
K 766.491	24.2442	ppb	0.1093	0.5	1835.69
Mg 279.078	58.8429	ppb	1.9249	3.3	142.793
Mn 257.610	2.4064	ppb	0.0350	1.5	565.867
Mo 202.032	-0.0043	ppb	0.3460	8050.1	7.8311
Na 330.237	22.1986	ppb	23.8131	107.3	0.2753
Ni 231.604	1.6810	ppb	0.7901	47.0	2.2697
Pb 220.353	0.3003	ppb	0.8366	278.6	3.3734
Sb 206.834	-0.8372	ppb	4.0856	488.0	-0.4640
Se 196.026	-1.2072	ppb	2.6322	218.0	-0.3622
Sn 189.925	23.1797	ppb	1.2599	5.4	23.8877
Sr 216.596	1.4413	ppb	0.1047	7.3	22.4944
Ti 334.941	2.6496	ppb	0.0265	1.0	725.678
Tl 190.794	1.4767	ppb	0.5612	38.0	0.6034
V 292.401	0.3235	ppb	0.2916	90.1	8.5324
Zn 206.200	53.8421	ppb	1.2705	2.4	87.8014

E03182013.wvq. All Data Report 3/20/2013, 10:34:42 AM

190-228-B-2-A (Samp) 3/19/2013, 8:13:12 AM Rack 4, Tube 23

Weight: 1

Volume: 1

Dilution: 1

Label	Replicates Concentration		
Ag 328.068	-0.1383u	0.5372	-0.6004u
Al 308.215	262.695	265.325	263.730
As 188.980	-1.4912u	2.9814	-1.0781u
B 249.678	1.7618	2.3619	2.2401
Ba 389.178	-0.0580u	2.2758	0.3303
Be 313.042	-0.0018u	0.0036	0.0044
Ca 370.602	357.4	359.3	353.9
Cd 226.502	0.1119	0.0808	0.2009
Co 228.615	-0.4641u	0.2085	0.4422
Cr 267.716	1.1648	0.9803	1.1789
Cu 324.754	15.3668	15.1263	14.8926
Fe 271.441	191.810	187.106	188.076
K 766.491	26.2938	25.9318	25.4438
Mg 279.078	89.6251	94.8567	98.1111
Mn 257.610	5.1493	5.1273	5.1619
Mo 202.032	0.5331	0.1892	0.4515
Na 330.237	257.549	45.8537	276.998
Ni 231.604	2.9412	3.6309	2.9981
Pb 220.353	-1.4337u	1.6823	0.4065
Sb 206.834	1.5320	-4.0338u	0.2084
Se 196.026	0.6463	2.1668	-2.3184u
Sn 189.925	23.7423	22.5065	20.9990
Sr 216.596	1.3110	1.5599	1.4386
Ti 334.941	3.3185	3.3241	3.3105
Tl 190.794	-0.4230u	2.6215	0.6373
V 292.401	0.4368	0.3352	0.8593
Zn 206.200	42.0845	44.0909	43.5271

Label	Sol'n Conc.	Units	SD	%RSD	Int. (c/s)
Ag 328.068	-0.0672	ppb	0.5721	851.7	-57.1191
Al 308.215	263.917	ppb	1.3253	0.5	1781.46
As 188.980	0.1374	ppb	2.4716	1798.9	-1.3390
B 249.678	2.1212	ppb	0.3172	15.0	47.2392
Ba 389.178	0.8493	ppb	1.2505	147.2	1.3388
Be 313.042	0.0021	ppb	0.0034	161.8	-240.479
Ca 370.602	356.9	ppb	2.760	0.8	1439
Cd 226.502	0.1312	ppb	0.0623	47.5	13.3145
Co 228.615	0.0622	ppb	0.4706	756.4	15.6117
Cr 267.716	1.1080	ppb	0.1108	10.0	52.3831
Cu 324.754	15.1286	ppb	0.2371	1.6	933.136
Fe 271.441	188.997	ppb	2.4839	1.3	306.334
K 766.491	25.8898	ppb	0.4266	1.6	1946.51
Mg 279.078	94.1976	ppb	4.2812	4.5	216.514
Mn 257.610	5.1462	ppb	0.0175	0.3	1171.79
Mo 202.032	0.3913	ppb	0.1797	45.9	10.8119
Na 330.237	193.467	ppb	128.206	66.3	9.2657
Ni 231.604	3.1901	ppb	0.3828	12.0	5.9760
Pb 220.353	0.2184	ppb	1.5665	717.4	3.2355
Sb 206.834	-0.7644	ppb	2.9076	380.4	-0.3929
Se 196.026	0.1649	ppb	2.2810	1383.2	0.3313
Sn 189.925	22.4159	ppb	1.3739	6.1	23.1178
Sr 216.596	1.4365	ppb	0.1245	8.7	22.4323
Ti 334.941	3.3177	ppb	0.0068	0.2	936.025
Tl 190.794	0.9453	ppb	1.5455	163.5	-0.0066
V 292.401	0.5438	ppb	0.2780	51.1	14.9778
Zn 206.200	43.2341	ppb	1.0348	2.4	70.7819

E03182013.wvq. All Data Report 3/20/2013, 10:34:42 AM

x (Samp)	3/19/2013, 8:18:40 AM		Rack 4, Tube 24
Weight: 1	Volume: 1		Dilution: 1
Label	Replicates Concentration		
Ag 328.068	-0.0236u	0.5648	-0.2029u
Al 308.215	-9.0552u	-8.3258u	-8.4941u
As 188.980	-1.9737u	0.4250	-5.4648u
B 249.678	1.2559	1.0337	0.1556
Ba 389.178	-0.8994u	-0.9608u	-0.7646u
Be 313.042	-0.0008u	-0.0132u	0.0054
Ca 370.602	0.6191	0.2202	4.001
Cd 226.502	0.1865	-0.0976u	-0.1481u
Co 228.615	-0.1611u	0.5728	0.1800
Cr 267.716	-0.0185u	-0.1543u	-0.0263u
Cu 324.754	-0.1042u	0.7310	0.1568
Fe 271.441	2.6143	5.3911	3.0854
K 766.491	-0.6693u	-0.8466u	-1.0800u
Mg 279.078	-3.4095u	3.4997	-1.0754u
Mn 257.610	-0.0345u	-0.0365u	-0.0776u
Mo 202.032	-0.6979u	-0.0204u	0.1180
Na 330.237	-261.594u	-59.5091u	-38.3521u
Ni 231.604	1.6633	1.0582	1.8565
Pb 220.353	-2.8974u	0.3805	-1.6103u
Sb 206.834	1.2941	-1.4103u	-2.6272u
Se 196.026	-5.1301u	-3.1001u	1.8058
Sn 189.925	-0.7461u	-1.5406u	1.5345
Sr 216.596	0.1879	0.0021	-0.2849u
Ti 334.941	0.1153	0.1090	0.0943
Tl 190.794	-1.5718u	3.1872	0.1203
V 292.401	-0.3489u	-0.0929u	-0.1053u
Zn 206.200	-0.3191u	-0.7949u	-0.1605u

Label	Sol'n Conc.	Units	SD	%RSD	Int. (c/s)
Ag 328.068	0.1127	ppb	0.4016	356.2	-44.0548
Al 308.215	-8.6250	ppb	0.3819	4.4	253.350
As 188.980	-2.3378	ppb	2.9617	126.7	-3.0431
B 249.678	0.8151	ppb	0.5818	71.4	36.4528
Ba 389.178	-0.8749	ppb	0.1004	11.5	-44.5682
Be 313.042	-0.0029	ppb	0.0095	330.5	-250.647
Ca 370.602	1.614	ppb	2.077	128.8	16.20
Cd 226.502	-0.0197	ppb	0.1804	913.2	7.2649
Co 228.615	0.1972	ppb	0.3673	186.2	17.2445
Cr 267.716	-0.0664	ppb	0.0763	114.9	-1.1602
Cu 324.754	0.2612	ppb	0.4273	163.6	142.485
Fe 271.441	3.6969	ppb	1.4860	40.2	10.2184
K 766.491	-0.8653	ppb	0.2060	23.8	144.706
Mg 279.078	-0.3284	ppb	3.5146	1070.1	19.3693
Mn 257.610	-0.0495	ppb	0.0244	49.2	22.3062
Mo 202.032	-0.2001	ppb	0.4366	218.2	6.3620
Na 330.237	-119.818	ppb	123.236	102.9	-6.6150
Ni 231.604	1.5260	ppb	0.4165	27.3	1.8863
Pb 220.353	-1.3757	ppb	1.6515	120.0	0.6026
Sb 206.834	-0.9145	ppb	2.0071	219.5	-0.5532
Se 196.026	-2.1415	ppb	3.5660	166.5	-0.8351
Sn 189.925	-0.2508	ppb	1.5963	636.6	0.2612
Sr 216.596	-0.0316	ppb	0.2382	753.8	5.8602
Ti 334.941	0.1062	ppb	0.0107	10.1	-74.8118
Tl 190.794	0.5786	ppb	2.4124	417.0	-0.3930
V 292.401	-0.1824	ppb	0.1443	79.1	-6.3169
Zn 206.200	-0.4249	ppb	0.3301	77.7	0.7408

E03182013.vvq. All Data Report 3/20/2013, 10:34:42 AM

Cont Calib Verif (CCV) 3/19/2013, 8:24:08 AM Rack 4, Tube 25
 Weight: 1 Volume: 1 Dilution: 1

Label	Replicates Concentration		
Ag 328.068	488.273	487.668	494.267
Al 308.215	4937.71	4941.19	4993.01
As 188.980	466.775	464.666	478.034
B 249.678	2518.18	2544.36	2568.20
Ba 389.178	4813.89	4822.24	4826.52
Be 313.042	489.230	490.858	492.571
Ca 370.602	4792	4807	4815
Cd 226.502	493.517	493.781	494.947
Co 228.615	487.328	488.682	490.101
Cr 267.716	4907.19	4917.56	4928.83
Cu 324.754	4817.53	4816.76	4764.29
Fe 271.441	5046.05	5065.90	5089.87
K 766.491	9234.94	9277.40	9302.58
Mg 279.078	4872.07	4874.99	4889.69
Mn 257.610	4998.03	5001.42	5023.47
Mo 202.032	485.901	489.079	490.941
Na 330.237	7144.32	7281.51	7388.70
Ni 231.604	2490.22	2494.06	2496.70
Pb 220.353	501.708	500.027	499.301
Sb 206.834	938.386	940.954	930.650
Se 196.026	4774.49	4779.96	4777.31
Sn 189.925	4811.16	4842.16	4843.47
Sr 216.596	2449.23	2452.12	2457.48
Ti 334.941	476.709	478.370	479.281
Tl 190.794	4885.50	4902.19	4919.70
V 292.401	4881.50	4893.39	4901.42
Zn 206.200	2424.97	2421.74	2437.05

Label	Sol'n Conc.	Units	SD	%RSD	Int. (c/s)	QC Value
Ag 328.068	490.069	ppb	3.6479	0.7	35390.9	98.01379
Al 308.215	4957.30	ppb	30.9734	0.6	28075.0	99.14600
As 188.980	469.825	ppb	7.1871	1.5	321.467	93.96500
B 249.678	2543.58	ppb	25.0179	1.0	21333.0	101.74323
Ba 389.178	4820.88	ppb	6.4261	0.1	126720	96.41765
Be 313.042	490.886	ppb	1.6709	0.3	1011214	98.17729
Ca 370.602	4804	ppb	11.83	0.2	19333	96.08801
Cd 226.502	494.081	ppb	0.7611	0.2	18434.9	98.81628
Co 228.615	488.704	ppb	1.3865	0.3	6093.32	97.74071
Cr 267.716	4917.86	ppb	10.8237	0.2	223908	98.35715
Cu 324.754	4799.53	ppb	30.5160	0.6	255310	95.99057
Fe 271.441	5067.27	ppb	21.9416	0.4	8216.09	101.34545
K 766.491	9271.64	ppb	34.1875	0.4	624595	92.71637
Mg 279.078	4878.92	ppb	9.4400	0.2	10122.6	97.57835
Mn 257.610	5007.64	ppb	13.8138	0.3	1106923	100.15270
Mo 202.032	488.641	ppb	2.5485	0.5	3684.36	97.72813
Na 330.237	7271.51	ppb	122.497	1.7	353.417	96.95350
Ni 231.604	2493.66	ppb	3.2603	0.1	6121.10	99.74648
Pb 220.353	500.345	ppb	1.2346	0.2	831.268	100.06906
Sb 206.834	936.663	ppb	5.3638	0.6	984.514	37.46653Q
Se 196.026	4777.25	ppb	2.7338	0.1	2412.45	95.54503
Sn 189.925	4832.26	ppb	18.2869	0.4	4873.19	96.64523
Sr 216.596	2452.94	ppb	4.1854	0.2	27543.4	98.11768
Ti 334.941	478.120	ppb	1.3039	0.3	150334	95.62398
Tl 190.794	4902.46	ppb	17.1020	0.3	5529.03	98.04929
V 292.401	4892.10	ppb	10.0229	0.2	144246	97.84207
Zn 206.200	2427.92	ppb	8.0714	0.3	3880.98	97.11684

E03182013.vvq. All Data Report 3/20/2013, 10:34:42 AM

Cont Calib Blank (CCB) 3/19/2013, 8:29:37 AM Rack 4, Tube 26
 Weight: 1 Volume: 1 Dilution: 1

Label	Replicates Concentration		
Ag 328.068	0.2416	-0.4195u	0.0280
Al 308.215	-5.5835u	-2.3423u	-8.5139u
As 188.980	6.0395	-0.4381u	2.5578
B 249.678	25.9906	21.9391	20.0722
Ba 389.178	0.6587	-0.1906u	0.6738
Be 313.042	0.0613	0.0546	0.0501
Ca 370.602	2.077	0.8388	4.874
Cd 226.502	-0.0872u	-0.1123u	-0.0802u
Co 228.615	-0.3579u	-0.2145u	0.9832
Cr 267.716	0.4955	0.4201	0.5108
Cu 324.754	0.7442	1.1028	1.1586
Fe 271.441	3.6956	-7.8582u	-1.3239u
K 766.491	0.8733	1.1053	0.6731
Mg 279.078	2.6712	1.5799	4.8374
Mn 257.610	0.6159	0.6333	0.5618
Mo 202.032	0.5964	0.8901	0.7956
Na 330.237	76.9854	-74.7060u	-173.128u
Ni 231.604	1.3788	2.8961	1.2915
Pb 220.353	0.4012	1.1624	-2.1108u
Sb 206.834	-3.3224u	-0.1383u	2.0286
Se 196.026	2.1433	-0.2001u	7.0758
Sn 189.925	-0.4376u	1.3332	-1.8671u
Sr 216.596	0.4535	0.5995	0.1137
Ti 334.941	0.3225	0.2166	0.2278
Tl 190.794	0.8656	2.4915	1.8110
V 292.401	1.0090	0.5740	0.4758
Zn 206.200	0.8863	0.3935	0.1380

Label	Sol'n Conc.	Units	SD	%RSD	Int. (c/s)	QC Value
Ag 328.068	-0.0499	ppb	0.3374	675.5	-55.8494	-0.04994
Al 308.215	-5.4799	ppb	3.0871	56.3	271.117	-5.47990
As 188.980	2.7197	ppb	3.2418	119.2	0.4341	2.71972
B 249.678	22.6673	ppb	3.0257	13.3	219.512	22.66733
Ba 389.178	0.3806	ppb	0.4948	130.0	-11.5562	0.38064
Be 313.042	0.0553	ppb	0.0056	10.2	-130.887	0.05535
Ca 370.602	2.597	ppb	2.067	79.6	20.57	2.59660
Cd 226.502	-0.0932	ppb	0.0169	18.1	4.5196	-0.09321
Co 228.615	0.1369	ppb	0.7364	537.8	16.4615	0.13693
Cr 267.716	0.4755	ppb	0.0485	10.2	23.5082	0.47547
Cu 324.754	1.0018	ppb	0.2249	22.4	181.892	1.00184
Fe 271.441	-1.8288	ppb	5.7935	316.8	1.3797	-1.82881
K 766.491	0.8839	ppb	0.2163	24.5	262.503	0.88388
Mg 279.078	3.0295	ppb	1.6581	54.7	26.3655	3.02949
Mn 257.610	0.6037	ppb	0.0373	6.2	166.699	0.60368
Mo 202.032	0.7607	ppb	0.1499	19.7	13.6087	0.76072
Na 330.237	-56.9496	ppb	125.999	221.2	-3.3470	-56.94956
Ni 231.604	1.8555	ppb	0.9023	48.6	2.6953	1.85547
Pb 220.353	-0.1824	ppb	1.7129	939.1	2.5771	-0.18240
Sb 206.834	-0.4774	ppb	2.6916	563.8	-0.1263	-0.47736
Se 196.026	3.0063	ppb	3.7140	123.5	1.7630	3.00634
Sn 189.925	-0.3238	ppb	1.6032	495.1	0.1876	-0.32383
Sr 216.596	0.3889	ppb	0.2492	64.1	10.5398	0.38892
Ti 334.941	0.2556	ppb	0.0582	22.8	-27.7895	0.25565
Tl 190.794	1.7227	ppb	0.8166	47.4	0.8981	1.72269
V 292.401	0.6863	ppb	0.2838	41.4	19.0984	0.68626
Zn 206.200	0.4726	ppb	0.3804	80.5	2.1790	0.47261

E03182013.wvq. All Data Report 3/20/2013, 10:34:42 AM

cri (Samp) 3/19/2013, 8:35:05 AM Rack 4, Tube 27

Weight: 1 Volume: 1 Dilution: 1

Label	Replicates Concentration		
Ag 328.068	9.3322	10.0081	9.3321
Al 308.215	250.618	250.702	249.515
As 188.980	16.4315	21.2147	20.0946
B 249.678	105.908	106.507	106.783
Ba 389.178	10.5133	10.0613	10.5685
Be 313.042	4.0397	4.0197	4.0482
Ca 370.602	688.4	694.8	689.6
Cd 226.502	5.1018	5.1681	5.0087
Co 228.615	9.7008	9.8036	10.3138
Cr 267.716	10.1187	10.2382	10.2285
Cu 324.754	19.7240	19.6527	19.3869
Fe 271.441	46.0596	56.8328	50.7990
K 766.491	965.358	962.336	970.237
Mg 279.078	541.677	535.195	539.899
Mn 257.610	12.5216	12.4086	12.4421
Mo 202.032	10.1724	10.0233	9.8635
Na 330.237	884.600	1014.30	807.228
Ni 231.604	42.3769	42.3110	41.2037
Pb 220.353	9.2527	9.2370	11.2416
Sb 206.834	19.1487	21.4109	25.1165
Se 196.026	20.2196	19.5510	20.0367
Sn 189.925	48.4908	44.6472	46.9847
Sr 216.596	10.1682	10.3350	10.5051
Ti 334.941	12.0789	12.0843	12.1214
Tl 190.794	24.5441	22.6074	22.4208
V 292.401	10.6730	10.3279	10.1685
Zn 206.200	19.3288	19.1624	18.5212

Label	Sol'n Conc.	Units	SD	%RSD	Int. (c/s)
Ag 328.068	9.5575	ppb	0.3902	4.1	639.795
Al 308.215	250.278	ppb	0.6621	0.3	1706.13
As 188.980	19.2469	ppb	2.5018	13.0	11.8019
B 249.678	106.399	ppb	0.4473	0.4	920.888
Ba 389.178	10.3810	ppb	0.2783	2.7	253.069
Be 313.042	4.0359	ppb	0.0146	0.4	8071.25
Ca 370.602	690.9	ppb	3.441	0.5	2811
Cd 226.502	5.0929	ppb	0.0801	1.6	197.944
Co 228.615	9.9394	ppb	0.3283	3.3	138.191
Cr 267.716	10.1951	ppb	0.0663	0.7	466.055
Cu 324.754	19.5879	ppb	0.1776	0.9	1170.41
Fe 271.441	51.2305	ppb	5.3995	10.5	87.6588
K 766.491	965.977	ppb	3.9869	0.4	65256.1
Mg 279.078	538.924	ppb	3.3496	0.6	1144.52
Mn 257.610	12.4574	ppb	0.0580	0.5	2790.19
Mo 202.032	10.0197	ppb	0.1545	1.5	83.4374
Na 330.237	902.042	ppb	104.630	11.6	46.2547
Ni 231.604	41.9639	ppb	0.6591	1.6	101.177
Pb 220.353	9.9104	ppb	1.1528	11.6	19.2645
Sb 206.834	21.8920	ppb	3.0128	13.8	22.2598
Se 196.026	19.9358	ppb	0.3455	1.7	10.3100
Sn 189.925	46.7076	ppb	1.9367	4.1	47.6130
Sr 216.596	10.3361	ppb	0.1685	1.6	121.463
Ti 334.941	12.0949	ppb	0.0231	0.2	3699.56
Tl 190.794	23.1908	ppb	1.1757	5.1	25.1217
V 292.401	10.3898	ppb	0.2579	2.5	303.564
Zn 206.200	19.0041	ppb	0.4264	2.2	31.8788

E03182013.wvq. All Data Report 3/20/2013, 10:34:42 AM

ccv (Samp) 3/19/2013, 8:40:33 AM Rack 4, Tube 28

Weight: 1 Volume: 1 Dilution: 1

Label	Replicates Concentration		
Ag 328.068	499.896	494.865	502.779
Al 308.215	4988.28	4973.53	4982.47
As 188.980	487.714	478.872	476.755
B 249.678	2569.08	2576.75	2593.59
Ba 389.178	4851.34	4829.96	4847.76
Be 313.042	494.871	493.142	493.870
Ca 370.602	4843	4818	4827
Cd 226.502	499.131	498.783	497.924
Co 228.615	493.895	491.379	492.829
Cr 267.716	4952.62	4927.55	4935.79
Cu 324.754	4866.24	4792.99	4904.62
Fe 271.441	5111.94	5093.33	5094.61
K 766.491	9336.95	9329.68	9378.79
Mg 279.078	4936.46	4907.14	4923.91
Mn 257.610	5043.35	5024.41	5037.48
Mo 202.032	490.181	489.108	490.465
Na 330.237	7213.48	7236.69	7565.04
Ni 231.604	2528.84	2518.86	2519.95
Pb 220.353	508.931	509.125	502.464
Sb 206.834	944.435	949.843	950.920
Se 196.026	4791.06	4808.65	4772.19
Sn 189.925	4834.79	4855.86	4874.02
Sr 216.596	2464.58	2449.39	2455.88
Ti 334.941	479.594	477.637	478.914
Tl 190.794	4947.92	4929.64	4956.57
V 292.401	4933.71	4916.84	4929.97
Zn 206.200	2452.54	2440.03	2440.87

Label	Sol'n Conc.	Units	SD	%RSD	Int. (c/s)
Ag 328.068	499.180	ppb	4.0051	0.8	36049.5
Al 308.215	4981.43	ppb	7.4322	0.1	28210.4
As 188.980	481.114	ppb	5.8133	1.2	329.228
B 249.678	2579.81	ppb	12.5371	0.5	21636.5
Ba 389.178	4843.02	ppb	11.4528	0.2	127302
Be 313.042	493.961	ppb	0.8682	0.2	1017548
Ca 370.602	4829	ppb	12.92	0.3	19434
Cd 226.502	498.613	ppb	0.6211	0.1	18603.8
Co 228.615	492.701	ppb	1.2631	0.3	6143.03
Cr 267.716	4938.65	ppb	12.7787	0.3	224855
Cu 324.754	4854.62	ppb	56.7114	1.2	258239
Fe 271.441	5099.96	ppb	10.3950	0.2	8268.82
K 766.491	9348.47	ppb	26.5050	0.3	629770
Mg 279.078	4922.50	ppb	14.7117	0.3	10213.1
Mn 257.610	5035.08	ppb	9.6923	0.2	1112989
Mo 202.032	489.918	ppb	0.7155	0.1	3693.93
Na 330.237	7338.40	ppb	196.616	2.7	356.605
Ni 231.604	2522.55	ppb	5.4779	0.2	6192.02
Pb 220.353	506.840	ppb	3.7908	0.7	842.018
Sb 206.834	948.399	ppb	3.4755	0.4	996.688
Se 196.026	4790.63	ppb	18.2371	0.4	2419.21
Sn 189.925	4854.89	ppb	19.6331	0.4	4896.01
Sr 216.596	2456.62	ppb	7.6197	0.3	27583.9
Ti 334.941	478.715	ppb	0.9935	0.2	150521
Tl 190.794	4944.71	ppb	13.7482	0.3	5576.70
V 292.401	4926.84	ppb	8.8570	0.2	145269
Zn 206.200	2444.48	ppb	6.9930	0.3	3997.40

E03182013.wvq. All Data Report 3/20/2013, 10:34:42 AM

ccb (Samp) 3/19/2013, 8:46:12 AM Rack 4, Tube 29

Weight: 1

Volume: 1

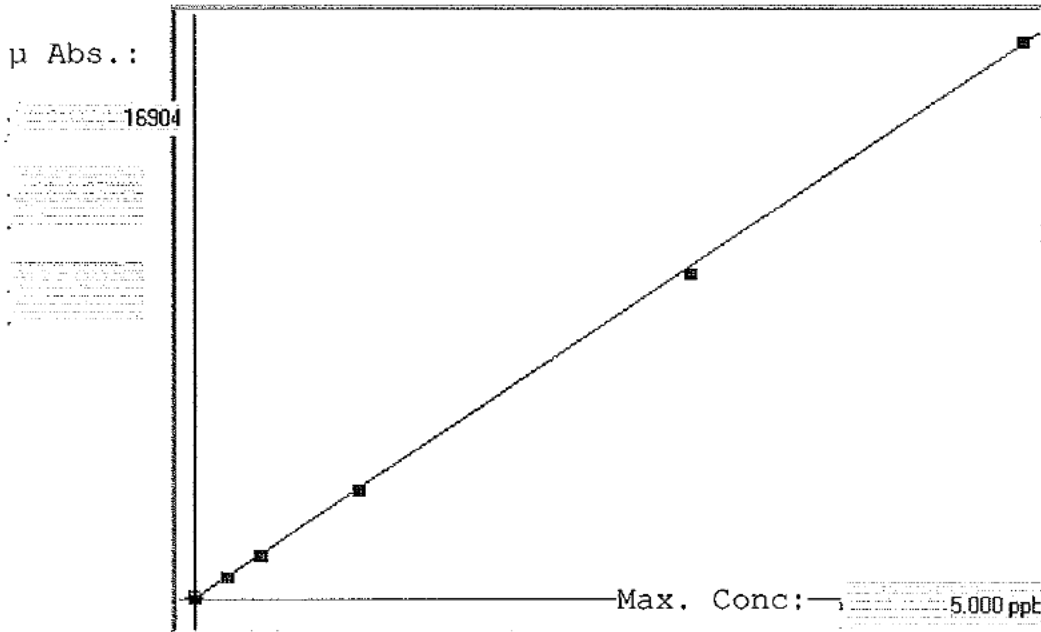
Dilution: 1

Label	Replicates Concentration		
Ag 328.068	-0.2327u	0.4911	0.2355
Al 308.215	-6.3668u	-7.2072u	-7.1505u
As 188.980	1.0347	5.2920	-4.7718u
B 249.678	25.4534	22.9854	19.5085
Ba 389.178	0.5533	0.5286	0.0210
Be 313.042	0.0457	0.0523	0.0488
Ca 370.602	-0.6834u	-0.6607u	3.239
Cd 226.502	0.0050	-0.0234u	0.0284
Co 228.615	-0.1837u	0.3181	0.1379
Cr 267.716	0.5386	0.5361	0.3876
Cu 324.754	0.8312	0.4709	1.1279
Fe 271.441	-6.3534u	-0.8946u	-5.9587u
K 766.491	0.8403	0.6962	0.3303
Mg 279.078	-0.3047u	-3.1891u	-1.6881u
Mn 257.610	0.5760	0.6056	0.5019
Mo 202.032	0.7870	0.5086	0.5492
Na 330.237	-94.2316u	129.435	-18.0122u
Ni 231.604	2.5987	2.3637	-0.8076u
Pb 220.353	-3.9193u	-1.5927u	0.4908
Sb 206.834	6.0112	-0.4292u	3.3717
Se 196.026	-5.5905u	3.3122	11.7267
Sn 189.925	0.6304	-0.7405u	2.9700
Sr 216.596	0.2236	0.3459	0.7936
Ti 334.941	0.2603	0.2537	0.2912
Tl 190.794	1.3625	2.7084	1.4451
V 292.401	0.5776	0.8905	0.5099
Zn 206.200	-1.2606u	0.1748	0.7565

Label	Sol'n Conc.	Units	SD	%RSD	Int. (c/s)
Ag 328.068	0.1646	ppb	0.3671	223.0	-40.2876
Al 308.215	-6.9082	ppb	0.4697	6.8	263.079
As 188.980	0.5183	ppb	5.0518	974.7	-1.0795
B 249.678	22.6491	ppb	2.9867	13.2	219.361
Ba 389.178	0.3676	ppb	0.3004	81.7	-11.9181
Be 313.042	0.0489	ppb	0.0033	6.7	-144.080
Ca 370.602	0.6317	ppb	2.258	357.5	12.82
Cd 226.502	0.0033	ppb	0.0260	784.5	8.1122
Co 228.615	0.0908	ppb	0.2542	280.1	15.8968
Cr 267.716	0.4874	ppb	0.0864	17.7	24.0528
Cu 324.754	0.8100	ppb	0.3290	40.6	171.683
Fe 271.441	-4.4022	ppb	3.0441	69.2	-2.7428
K 766.491	0.6223	ppb	0.2629	42.2	244.887
Mg 279.078	-1.7273	ppb	1.4426	83.5	16.4390
Mn 257.610	0.5612	ppb	0.0534	9.5	157.269
Mo 202.032	0.6149	ppb	0.1504	24.5	12.5090
Na 330.237	5.7303	ppb	113.708	1984.3	-0.0844
Ni 231.604	1.3849	ppb	1.9024	137.4	1.5399
Pb 220.353	-1.6737	ppb	2.2062	131.8	0.1080
Sb 206.834	2.9846	ppb	3.2376	108.5	3.3399
Se 196.026	3.1495	ppb	8.6597	275.0	1.8352
Sn 189.925	0.9533	ppb	1.8762	196.8	1.4754
Sr 216.596	0.4544	ppb	0.3001	66.0	11.2863
Ti 334.941	0.2684	ppb	0.0200	7.4	-23.8115
Tl 190.794	1.8387	ppb	0.7544	41.0	1.0294
V 292.401	0.6593	ppb	0.2030	30.8	18.3536
Zn 206.200	-0.1098	ppb	1.0382	345.8	323.2447

Hg Norm2

Linear



A= 0.0000e+000
 B= 2.9763e-004
 C= -3.7165e-003
 Rho= 0.9999206
 Accept=Accepted

Std ID	Conc.	Calc.	Dev.	Mean	SD or %RSD	Rep 1	Rep 2	Rep 3	Rep 4	Rep 5
blank	0.000	0.015	0.015	61	1.700	60	61	64		
0.2	0.200	0.207	0.007	708	0.7 %	703	708	715		
0.4	0.400	0.405	0.005	1374	1.2 %	1353	1379	1391		
1.0	1.000	0.990	-0.010	3339	0.6 %	3311	3343	3363		
3.0	3.000	2.955	-0.045	9941	0.3 %	9934	9912	9979		
5.0	5.000	5.027	0.027	16904	0.5 %	16836	16850	17026		

C03152013A

Method: Hg Norm2

Operator: Admin

Date of Analysis: 15 Mar 2013 15:39:13

Sample ID	Extended ID	Mean	RSD	Date
blank		62	2.7562	15 Mar 2013 15:52:07
0.2		709	0.6945	15 Mar 2013 15:54:34
0.4		1374	1.1541	15 Mar 2013 15:57:03
1.0		3339	0.6414	15 Mar 2013 15:59:32
3.0		9942	0.2805	15 Mar 2013 16:01:59
5.0		16904	0.5115	15 Mar 2013 16:04:25
ICV		2.9833	0.8636	15 Mar 2013 16:06:52
ICB		0.0218	6.7254	15 Mar 2013 16:09:18
CRA		0.2143	0.7552	15 Mar 2013 16:11:45
CCV		2.4955	1.2349	15 Mar 2013 16:14:12
CCB		0.0209	5.8558	15 Mar 2013 16:16:39
MB	BCB 7471 269395	0.1070	1.1356	15 Mar 2013 16:19:05
LCS	BCB 7471 269395	2.4672	0.4691	15 Mar 2013 16:21:31
88298-4	BCB 7471 269395	2.6019	0.6751	15 Mar 2013 16:23:57
88298-4S	BCB 7471 269395	4.1735	0.2928	15 Mar 2013 16:26:24
88298-4SD	BCB 7471 269395	4.3069	0.1327	15 Mar 2013 16:28:51
88298-32	BCB 7471 269395	1.1844	0.3185	15 Mar 2013 16:31:16
88298-10	BCB 7471 269395	5.5819	0.1373	15 Mar 2013 16:33:42
88310-1	BCB 7471 269395	3.9841	0.7862	15 Mar 2013 16:36:08
88296-3	BCB 7471 269395	0.0327	4.0938	15 Mar 2013 16:38:35
88296-4	BCB 7471 269395	0.0539	2.7164	15 Mar 2013 16:41:02
CCV		2.6850	0.7035	15 Mar 2013 16:43:29
CCB		0.0043	19.4889	15 Mar 2013 16:45:57
88296-5	BCB 7471 269395	0.0516	0.8150	15 Mar 2013 16:48:26
88296-6	BCB 7471 269395	0.0532	1.3179	15 Mar 2013 16:50:54
MB	BCB 7471 269370	0.0065	13.1255	15 Mar 2013 16:53:22
LCS	BCB 7471 269370	2.6434	0.4936	15 Mar 2013 16:55:49
88273-1	BCB 7471 269370	1.2082	0.2320	15 Mar 2013 16:58:15
88273-3	BCB 7471 269370	9.8188	0.5903	15 Mar 2013 17:00:43
88273-5	BCB 7471 269370	0.2117	0.3691	15 Mar 2013 17:03:09
88273-7	BCB 7471 269370	3.8116	0.3921	15 Mar 2013 17:05:35
88273-9	BCB 7471 269370	1.5346	0.3072	15 Mar 2013 17:08:02
88273-11	BCB 7471 269370	1.2133	1.0317	15 Mar 2013 17:10:30
CCV		2.6731	0.4595	15 Mar 2013 17:12:56
CCB		0.0058	12.5531	15 Mar 2013 17:15:24
88273-13	BCB 7471 269370	1.9100	0.2190	15 Mar 2013 17:17:51
88235-16	BCB 7471 269370	0.0547	1.5597	15 Mar 2013 17:20:20
88235-16S	BCB 7471 269370	1.1245	0.1622	15 Mar 2013 17:22:47
88235-16SD	BCB 7471 269370	1.1437	1.1795	15 Mar 2013 17:25:16
MB	BCB 7471 269369	0.0104	8.8710	15 Mar 2013 17:27:44
LCS	BCB 7471 269369	0.0183	3.5119	15 Mar 2013 17:30:10
88289-23	BCB 7471 269369	0.0761	0.1843	15 Mar 2013 17:32:37
88289-23S	BCB 7471 269369	1.1078	0.3211	15 Mar 2013 17:35:04
88289-23SD	BCB 7471 269369	1.1082	0.5599	15 Mar 2013 17:37:30
88289-24	BCB 7471 269369	0.0160	6.3130	15 Mar 2013 17:39:56
CCV		2.7005	0.0722	15 Mar 2013 17:42:22
CCB		0.0075	15.3243	15 Mar 2013 17:44:52
88289-25	BCB 7471 269369	0.2177	0.9537	15 Mar 2013 17:47:18
88289-26	BCB 7471 269369	0.0785	0.9454	15 Mar 2013 17:49:46
88289-27	BCB 7471 269369	0.1186	1.2795	15 Mar 2013 17:52:15
88289-30	BCB 7471 269369	1.0011	0.1477	15 Mar 2013 17:54:43
88289-31	BCB 7471 269369	0.5159	0.3342	15 Mar 2013 17:57:13
88289-32	BCB 7471 269369	0.1934	0.3162	15 Mar 2013 17:59:41
88289-33	BCB 7471 269369	0.1929	0.1924	15 Mar 2013 18:02:08
88289-34	BCB 7471 269369	2.4070	0.1796	15 Mar 2013 18:04:36
88289-35	BCB 7471 269369	1.2087	0.1107	15 Mar 2013 18:07:02

C03152013A

Method: Hg Norm2

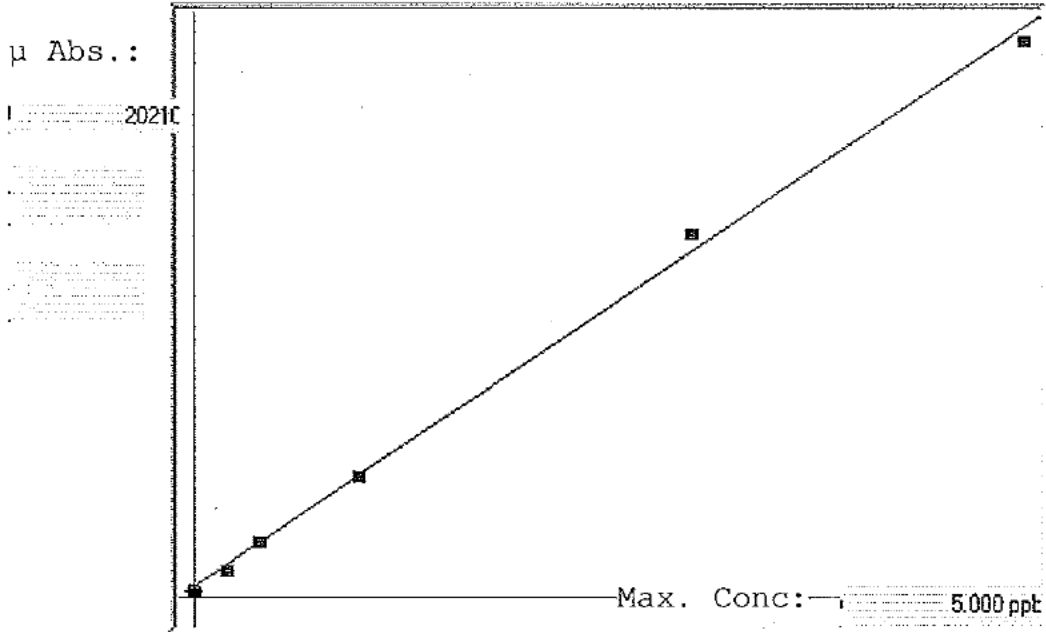
Operator: Admin

Date of Analysis: 15 Mar 2013 15:39:13

Sample ID	Extended ID	Mean	RSD	Date
88289-36	BCB 7471 269369	0.2095	0.2679	15 Mar 2013 18:09:29
CCV		2.7463	0.4919	15 Mar 2013 18:11:55
CCB		0.0090	12.1995	15 Mar 2013 18:14:21
88289-37	BCB 7471 269369	0.1707	0.8891	15 Mar 2013 18:16:49
88289-38	BCB 7471 269369	1.0463	0.6158	15 Mar 2013 18:19:15
88289-39	BCB 7471 269369	2.6357	0.5357	15 Mar 2013 18:21:41
88289-40	BCB 7471 269369	1.3784	0.7321	15 Mar 2013 18:24:08
MB	BCB 7471 269348	0.0208	3.7578	15 Mar 2013 18:26:35
LCS	BCB 7471 269348	2.6839	0.3098	15 Mar 2013 18:29:03
88289-1	BCB 7471 269348	1.2102	0.6252	15 Mar 2013 18:31:32
88289-2	BCB 7471 269348	0.2901	0.1744	15 Mar 2013 18:33:58
88289-3	BCB 7471 269348	0.2519	0.6846	15 Mar 2013 18:36:24
88289-4	BCB 7471 269348	4.5363	0.1679	15 Mar 2013 18:38:50
CCV		2.6682	0.1825	15 Mar 2013 18:41:19
CCB		0.0079	8.1479	15 Mar 2013 18:43:46
88289-5	BCB 7471 269348	1.3379	1.0032	15 Mar 2013 18:46:13
88289-6	BCB 7471 269348	0.5262	1.3626	15 Mar 2013 18:48:39
88289-7	BCB 7471 269348	0.3427	0.2127	15 Mar 2013 18:51:06
88289-8	BCB 7471 269348	4.1257	0.7982	15 Mar 2013 18:53:32
88289-9	BCB 7471 269348	1.6861	0.9189	15 Mar 2013 18:55:58
88289-10	BCB 7471 269348	0.4970	0.0747	15 Mar 2013 18:58:26
88289-11	BCB 7471 269348	0.5388	0.2643	15 Mar 2013 19:00:53
88289-12	BCB 7471 269348	4.3450	0.2601	15 Mar 2013 19:03:20
88289-15	BCB 7471 269348	1.7955	0.2236	15 Mar 2013 19:05:48
88289-16	BCB 7471 269348	0.6108	0.7394	15 Mar 2013 19:08:15
CCV		2.7166	0.7604	15 Mar 2013 19:10:41
CCB		0.0105	4.8314	15 Mar 2013 19:13:08
88289-17	BCB 7471 269348	0.6148	0.2851	15 Mar 2013 19:15:34
88289-18	BCB 7471 269348	0.3375	0.1663	15 Mar 2013 19:18:02
88289-19	BCB 7471 269348	5.0595	0.1864	15 Mar 2013 19:20:28
88289-20	BCB 7471 269348	0.1868	1.1117	15 Mar 2013 19:22:55
88289-21	BCB 7471 269348	0.9456	0.7599	15 Mar 2013 19:25:22
88289-22	BCB 7471 269348	0.1869	0.4180	15 Mar 2013 19:27:49
88289-22S	BCB 7471 269348	1.1422	0.6848	15 Mar 2013 19:30:16
88289-22SD	BCB 7471 269348	1.1418	0.7356	15 Mar 2013 19:32:45
CCV		2.6671	0.5155	15 Mar 2013 19:35:12
CCB		0.0084	9.3140	15 Mar 2013 19:37:39
CCV		2.6540	0.4653	16 Mar 2013 09:21:38
CCB		0.0111	2.5358	16 Mar 2013 09:24:05
MB	BCB 7471 269395	0.0959	0.8900	16 Mar 2013 09:26:31
88298-10	1/5 BCB 7471 269395	1.0868	0.3294	16 Mar 2013 09:28:56
88273-3	1/5 BCB 7471 269370	1.8710	0.7155	16 Mar 2013 09:31:22
LCS	BCB 7471 269369	2.6442	1.3907	16 Mar 2013 09:33:48
88289-19	1/5 BCB 7471 269348	0.9459	0.2061	16 Mar 2013 09:36:15
CCV		2.7380	1.0363	16 Mar 2013 09:38:41
CCB		0.0126	4.0296	16 Mar 2013 09:41:08

Hg Norm2

Linear



A= 0.0000e+000
 B= 2.4643e-004
 C= -9.0154e-002
 Rho= 0.9989087
 Accept=Accepted

Std ID	Conc.	Calc.	Dev.	Mean	SD or %RSD	Rep 1	Rep 2	Rep 3	Rep 4	Rep 5
blank	0.000	-0.034	-0.034	229	3.559	231	232	224		
0.2	0.200	0.156	-0.044	999	0.0 %	1000	999	1000		
0.4	0.400	0.413	0.013	2040	0.7 %	2025	2037	2060		
1.0	1.000	1.007	0.007	4453	0.0 %	4452	4456	4452		
3.0	3.000	3.167	0.167	13218	0.8 %	13354	13222	13079		
5.0	5.000	4.890	-0.110	20210	0.6 %	20079	20181	20371		

C03202013A

Method: Hg Norm2

Operator: Admin

Date of Analysis: 20 Mar 2013 15:11:42

Sample ID	Extended ID	Mean	RSD	Date
blank		229	1.5542	20 Mar 2013 15:12:24
0.2		1000	0.0472	20 Mar 2013 15:14:48
0.4		2041	0.7116	20 Mar 2013 15:17:15
1.0		4453	0.0423	20 Mar 2013 15:19:43
3.0		13218	0.8496	20 Mar 2013 15:22:10
5.0		20210	0.5987	20 Mar 2013 15:24:35
ICV		3.0734	0.4234	20 Mar 2013 15:27:04
ICB		-0.0357	-1.6912	20 Mar 2013 15:29:31
CRA		0.1554	0.5840	20 Mar 2013 15:31:57
CCV		2.5120	0.7443	20 Mar 2013 15:34:24
CCB		-0.0328	-0.9365	20 Mar 2013 15:36:52
MB	BCB 7471 269772	-0.0695	-1.5053	20 Mar 2013 15:39:18
LCS	BCB 7471 269772	2.4109	0.8335	20 Mar 2013 15:41:45
88298-33	BCB 7471 269772	3.5599	0.2956	20 Mar 2013 15:44:10
88298-34	BCB 7471 269772	1.2030	0.1642	20 Mar 2013 15:46:36
88298-35	BCB 7471 269772	7.5122	0.1366	20 Mar 2013 15:49:01
88348-4	BCB 7471 269772	1.4127	1.2535	20 Mar 2013 15:51:27
88348-4S	BCB 7471 269772	2.4417	0.5268	20 Mar 2013 15:53:52
88348-4SD	BCB 7471 269772	2.4095	0.4246	20 Mar 2013 15:56:17
88348-17	BCB 7471 269772	3.1391	0.5386	20 Mar 2013 15:58:43
88348-22	BCB 7471 269772	4.2552	0.5982	20 Mar 2013 16:01:09
CCV		2.5163	0.1709	20 Mar 2013 16:03:35
CCB		-0.0312	-0.9859	20 Mar 2013 16:06:02
88348-33	BCB 7471 269772	6.1311	1.6739	20 Mar 2013 16:08:30
88348-34	BCB 7471 269772	1.4850	0.6716	20 Mar 2013 16:10:57
88358-3	BCB 7471 269772	0.0454	6.9679	20 Mar 2013 16:13:25
88358-5	BCB 7471 269772	3.3598	0.2906	20 Mar 2013 16:15:50
88358-5S	BCB 7471 269772	3.5908	0.7220	20 Mar 2013 16:18:16
88358-5SD	BCB 7471 269772	4.4672	1.2810	20 Mar 2013 16:20:44
88358-6	BCB 7471 269772	3.4524	0.0430	20 Mar 2013 16:23:10
88358-7	BCB 7471 269772	0.4347	0.0535	20 Mar 2013 16:25:35
88420-12	BCB 7471 269772	2.9306	0.2620	20 Mar 2013 16:28:01
88420-12S	BCB 7471 269772	3.7339	0.3469	20 Mar 2013 16:30:28
CCV		2.6043	0.2706	20 Mar 2013 16:32:54
CCB		-0.0322	-1.6511	20 Mar 2013 16:35:20
88420-12SD	BCB 7471 269772	3.7361	0.5819	20 Mar 2013 16:37:48
88420-26	BCB 7471 269772	3.2971	0.1129	20 Mar 2013 16:40:14
88420-29	BCB 7471 269772	2.6889	0.1401	20 Mar 2013 16:42:40
88420-32	BCB 7471 269772	3.0666	0.0993	20 Mar 2013 16:45:10
88420-33	BCB 7471 269772	4.4197	0.7376	20 Mar 2013 16:47:39
88420-34	BCB 7471 269772	3.3072	0.8534	20 Mar 2013 16:50:05
88348-35	BCB 7471 269772	4.8210	0.3159	20 Mar 2013 16:52:32
88348-35S	BCB 7471 269772	5.3900	0.0934	20 Mar 2013 16:54:57
88348-35SD	BCB 7471 269772	5.7326	1.1915	20 Mar 2013 16:57:24
88401-7	BCB 7471 269772	-0.0097	-4.3024	20 Mar 2013 16:59:51
CCV		2.5576	0.1434	20 Mar 2013 17:02:17
CCB		-0.0285	-4.3192	20 Mar 2013 17:04:43
MB	BCB 7471 269769	-0.0669	-0.9187	20 Mar 2013 17:07:08
LCS	BCB 7471 269769	2.4630	0.6299	20 Mar 2013 17:09:34
88427-1	BCB 7471 269769	2.0624	0.1279	20 Mar 2013 17:12:01
88427-1S	BCB 7471 269769	3.0858	0.4938	20 Mar 2013 17:14:28
88427-1SD	BCB 7471 269769	3.2739	0.2771	20 Mar 2013 17:16:55
88427-2	BCB 7471 269769	3.6089	0.0371	20 Mar 2013 17:19:24
88427-3	BCB 7471 269769	3.9483	0.1387	20 Mar 2013 17:21:52
88427-4	BCB 7471 269769	11.0741	0.2120	20 Mar 2013 17:24:17
88427-5	BCB 7471 269769	12.8106	0.4639	20 Mar 2013 17:26:43

C03202013A

Method: Hg Norm2

Operator: Admin

Date of Analysis: 20 Mar 2013 15:11:42

Sample ID	Extended ID	Mean	RSD	Date
88427-6	BCB 7471 269769	1.6735	0.4438	20 Mar 2013 17:29:10
CCV		2.5972	0.4726	20 Mar 2013 17:31:36
CCB		-0.0270	-2.1524	20 Mar 2013 17:34:02
88427-7	BCB 7471 269769	4.0097	0.4538	20 Mar 2013 17:36:30
88427-8	BCB 7471 269769	4.7787	0.8915	20 Mar 2013 17:38:57
88427-9	BCB 7471 269769	10.3687	0.1650	20 Mar 2013 17:41:23
88427-10	BCB 7471 269769	20.0594	0.7158	20 Mar 2013 17:43:48
88427-11	BCB 7471 269769	-0.0714	-0.8451	20 Mar 2013 17:46:15
88427-12	BCB 7471 269769	-0.0576	-0.6048	20 Mar 2013 17:48:41
88427-13	BCB 7471 269769	6.3753	0.4041	20 Mar 2013 17:51:07
88427-14	BCB 7471 269769	-0.0712	-0.4896	20 Mar 2013 17:53:35
88427-15	BCB 7471 269769	-0.0564	-1.2360	20 Mar 2013 17:56:02
88427-16	BCB 7471 269769	9.2193	0.0864	20 Mar 2013 17:58:29
CCV		2.6162	0.4432	20 Mar 2013 18:00:56
CCB		-0.0279	-3.7023	20 Mar 2013 18:03:22
88427-17	BCB 7471 269769	7.3336	0.3496	20 Mar 2013 18:05:47
88427-18	BCB 7471 269769	4.5830	0.1237	20 Mar 2013 18:08:14
MB	BCB 7471 269698	-0.0578	-0.2010	20 Mar 2013 18:10:40
LCS	BCB 7471 269698	2.5331	0.2522	20 Mar 2013 18:13:06
88339-2	BCB 7471 269698	-0.0349	-2.1845	20 Mar 2013 18:15:33
88358-3	BCB 7471 269698	0.0256	8.1850	20 Mar 2013 18:17:59
88358-4	BCB 7471 269698	0.0296	1.7978	20 Mar 2013 18:20:26
88358-5	BCB 7471 269698	2.8859	0.1450	20 Mar 2013 18:22:53
88358-6	BCB 7471 269698	3.9566	0.4300	20 Mar 2013 18:25:21
88339-7	BCB 7471 269698	3.2858	0.0980	20 Mar 2013 18:27:47
CCV		2.5606	0.9216	20 Mar 2013 18:30:15
CCB		-0.0263	-2.6474	20 Mar 2013 18:32:42
88339-7S	BCB 7471 269698	3.6833	0.3328	20 Mar 2013 18:35:09
88339-7SD	BCB 7471 269698	3.8751	1.0411	20 Mar 2013 18:37:35
88339-8	BCB 7471 269698	0.3068	0.8660	20 Mar 2013 18:40:01
88339-9	BCB 7471 269698	0.4274	0.6859	20 Mar 2013 18:42:28
88339-10	BCB 7471 269698	0.3276	0.4926	20 Mar 2013 18:44:54
88339-11	BCB 7471 269698	0.2711	0.3235	20 Mar 2013 18:47:20
88339-12	BCB 7471 269698	0.7440	0.6630	20 Mar 2013 18:49:46
88339-13	BCB 7471 269698	0.3695	0.4941	20 Mar 2013 18:52:13
88339-14	BCB 7471 269698	0.4838	0.4011	20 Mar 2013 18:54:39
88339-15	BCB 7471 269698	0.6705	0.2552	20 Mar 2013 18:57:05
CCV		2.5393	0.0929	20 Mar 2013 18:59:32
CCB		-0.0312	-1.6243	20 Mar 2013 19:01:58
88339-16	BCB 7471 269698	0.4915	0.3334	20 Mar 2013 19:04:23
88339-17	BCB 7471 269698	0.1736	0.2917	20 Mar 2013 19:06:49
88339-18	BCB 7471 269698	0.9270	1.2723	20 Mar 2013 19:09:17
88339-19	BCB 7471 269698	2.7828	0.8616	20 Mar 2013 19:11:44
88339-20	BCB 7471 269698	0.5259	0.6073	20 Mar 2013 19:14:11
88339-21	BCB 7471 269698	2.0048	0.2108	20 Mar 2013 19:16:39
MB	BCB 7471 269705	-0.0264	-1.1638	20 Mar 2013 19:19:05
LCS	BCB 7471 269705	2.4965	0.1566	20 Mar 2013 19:21:32
88339-22	BCB 7471 269705	0.5916	0.5456	20 Mar 2013 19:23:59
88339-23	BCB 7471 269705	1.6530	0.5487	20 Mar 2013 19:26:25
CCV		2.5650	0.0981	20 Mar 2013 19:28:51
CCB		-0.0268	-1.9848	20 Mar 2013 19:31:17
88339-24	BCB 7471 269705	1.0283	0.2554	20 Mar 2013 19:33:42
88362-1	BCB 7471 269705	0.3071	0.1966	20 Mar 2013 19:36:08
88362-2	BCB 7471 269705	2.8935	0.2344	20 Mar 2013 19:38:35
88362-3	BCB 7471 269705	1.4656	0.8662	20 Mar 2013 19:41:02
88362-4	BCB 7471 269705	-0.0034	-32.8507	20 Mar 2013 19:43:28

C03202013A

Method: Hg Norm2

Operator: Admin

Date of Analysis: 20 Mar 2013 15:11:42

Sample ID	Extended ID	Mean	RSD	Date
88399-2	BCB 7471 269705	1.0259	0.9054	20 Mar 2013 19:45:55
88399-3	BCB 7471 269705	0.0907	1.1524	20 Mar 2013 19:48:21
88339-4	BCB 7471 269705	-0.0704	-0.5713	20 Mar 2013 19:50:47
88399-5	BCB 7471 269705	0.2272	0.5806	20 Mar 2013 19:53:15
88399-6	BCB 7471 269705	1.2232	0.7375	20 Mar 2013 19:55:41
CCV		2.5964	0.5023	20 Mar 2013 19:58:09
CCB		-0.0267	-1.1495	20 Mar 2013 20:00:36
88399-7	BCB 7471 269705	0.0661	2.9988	20 Mar 2013 20:03:03
88401-25	BCB 7471 269705	0.1569	1.1569	20 Mar 2013 20:05:30
88401-26	BCB 7471 269705	3.0954	0.6273	20 Mar 2013 20:07:57
88401-27	BCB 7471 269705	0.1560	0.2579	20 Mar 2013 20:10:23
88401-28	BCB 7471 269705	0.1206	0.5096	20 Mar 2013 20:12:49
88401-29	BCB 7471 269705	0.2763	0.1927	20 Mar 2013 20:15:16
88401-29S	BCB 7471 269705	1.4434	0.6592	20 Mar 2013 20:17:43
88401-29SD	BCB 7471 269705	1.3211	0.6854	20 Mar 2013 20:20:09
MB	BCB 7471 269707	-0.0063	-21.3153	20 Mar 2013 20:22:37
LCS	BCB 7471 269707	2.6566	0.3214	20 Mar 2013 20:25:04
CCV		2.5906	0.4827	20 Mar 2013 20:27:30
CCB		-0.0288	-1.3976	20 Mar 2013 20:29:57
88401-1	BCB 7471 269707	0.1707	0.1361	20 Mar 2013 20:32:22
88401-1S	BCB 7471 269707	1.2720	0.5102	20 Mar 2013 20:34:48
88401-1SD	BCB 7471 269707	1.2340	0.6180	20 Mar 2013 20:37:15
88401-2	BCB 7471 269707	0.4421	0.4824	20 Mar 2013 20:39:42
88401-3	BCB 7471 269707	3.2702	0.3022	20 Mar 2013 20:42:09
88401-4	BCB 7471 269707	0.1246	0.8289	20 Mar 2013 20:44:36
88401-5	BCB 7471 269707	1.1591	0.4080	20 Mar 2013 20:47:03
88401-6	BCB 7471 269707	0.6017	0.0511	20 Mar 2013 20:49:31
88401-8	BCB 7471 269707	0.8883	0.9863	20 Mar 2013 20:51:59
88401-9	BCB 7471 269707	0.4701	0.2718	20 Mar 2013 20:54:26
CCV		2.5893	0.5291	20 Mar 2013 20:56:53
CCB		-0.0253	-1.8395	20 Mar 2013 20:59:20
88401-10	BCB 7471 269707	0.6324	0.4209	20 Mar 2013 21:01:45
88401-11	BCB 7471 269707	0.6224	0.8826	20 Mar 2013 21:04:11
88401-12	BCB 7471 269707	0.5824	0.2158	20 Mar 2013 21:06:38
88401-13	BCB 7471 269707	1.5857	0.9404	20 Mar 2013 21:09:05
88401-14	BCB 7471 269707	0.1981	0.6914	20 Mar 2013 21:11:32
88401-15	BCB 7471 269707	0.0295	1.9670	20 Mar 2013 21:13:59
88401-16	BCB 7471 269707	4.4876	0.0504	20 Mar 2013 21:16:27
88401-16S	BCB 7471 269707	3.6952	0.6761	20 Mar 2013 21:18:53
88401-16SD	BCB 7471 269707	27.8551	0.7972	20 Mar 2013 21:21:21
88401-17	BCB 7471 269707	0.0437	0.7983	20 Mar 2013 21:23:48
CCV		2.5844	0.7709	20 Mar 2013 21:26:17
CCB		-0.0285	-0.7049	20 Mar 2013 21:28:43
88401-18	BCB 7471 269707	0.0589	0.9033	20 Mar 2013 21:31:08
88401-19	BCB 7471 269707	0.0577	1.5199	20 Mar 2013 21:33:36
88401-23	BCB 7471 269707	1.8511	0.2395	20 Mar 2013 21:36:04
88401-24	BCB 7471 269707	8.0023	0.6884	20 Mar 2013 21:38:30
CCV		2.5536	0.8712	20 Mar 2013 21:40:58
CCB		-0.0293	-2.0612	20 Mar 2013 21:43:26
CCV		2.5398	0.5153	21 Mar 2013 10:34:52
CCB		-0.0256	-2.7239	21 Mar 2013 10:37:18
88298-35	1/5 BCB 269772	1.3539	0.9803	21 Mar 2013 10:39:43
88348-33	1/5 BCB 269772	1.0951	0.0424	21 Mar 2013 10:42:09
88348-35	1/5 BCB 269772	0.8471	0.5547	21 Mar 2013 10:44:34
88348-35S	1/5 BCB 269772	0.9453	0.7788	21 Mar 2013 10:47:00
88348-35SD	1/5 BCB 269772	1.0236	0.0744	21 Mar 2013 10:49:24

C03202013A

Method: Hg Norm2

Operator: Admin

Date of Analysis: 20 Mar 2013 15:11:42

Sample ID	Extended ID	Mean	RSD	Date
88427-4	1/5 BCB 269769	2.0497	0.0891	21 Mar 2013 10:51:49
88427-5	1/5 BCB 269769	2.4049	0.5575	21 Mar 2013 10:54:15
88427-6	STR BCB 269769	1.7254	0.3688	21 Mar 2013 10:56:40
88427-9	1/5 BCB 269769	1.9523	0.4192	21 Mar 2013 10:59:06
88427-10	1/10 BCB 269769	1.9893	0.8135	21 Mar 2013 11:01:32
CCV		2.6846	0.8475	21 Mar 2013 11:03:58
CCB		-0.0192	-6.3806	21 Mar 2013 11:06:24
88427-11	STR BCB 269769	-0.0641	-0.6533	21 Mar 2013 11:08:49
88427-13	1/5 BCB 269769	1.2380	0.4132	21 Mar 2013 11:11:16
88427-16	1/5 BCB 269769	1.8078	0.5414	21 Mar 2013 11:13:43
88427-17	1/5 BCB 269769	1.3760	0.2131	21 Mar 2013 11:16:10
88401-16	STR BCB 269707	4.5992	0.9273	21 Mar 2013 11:18:35
88401-16S	STR BCB 269707	3.7075	0.3113	21 Mar 2013 11:21:01
88401-16SD	1/10 BCB 269707	2.8022	0.6304	21 Mar 2013 11:23:27
88401-24	1/5 BCB 269707	1.5085	0.6136	21 Mar 2013 11:25:53
CCV		2.6169	0.3049	21 Mar 2013 11:28:19
CCB		-0.0200	-1.5365	21 Mar 2013 11:30:45

METALS BATCH WORKSHEET

Lab Name: TestAmerica Savannah Job No.: 680-88298-3

SDG No.: 68088298-3

Batch Number: 269487 Batch Start Date: 03/15/13 09:28 Batch Analyst: Boyuk, Brian

Batch Method: 3050B Batch End Date: 03/15/13 15:16

Lab Sample ID	Client Sample ID	Method Chain	Basis	CalcMsg	InitialAmount	FinalAmount	MS Cal Stk 00019	MS lcs1cpi 00037	MS LCS2_wk 00142
MB 680-269487/1		3050B, 6010C		CALC NOT SET TO RUN	1.06 g	500 mL			
LCS 680-269487/3		3050B, 6010C		CALC NOT SET TO RUN	1.03 g	100 mL	2 mL		1 mL
680-88298-B-4	CV0169B-CS-SP	3050B, 6010C	T	CALC NOT SET TO RUN	1.06 g	100 mL			
680-88298-B-4 MS	CV0169B-CS-SP	3050B, 6010C	T	CALC NOT SET TO RUN	1.05 g	100 mL		1 mL	1 mL
680-88298-B-4 MSD	CV0169B-CS-SP	3050B, 6010C	T	CALC NOT SET TO RUN	1.04 g	100 mL		1 mL	1 mL
680-88298-B-10	CV1033A-CS	3050B, 6010C	T	CALC NOT SET TO RUN	1.06 g	100 mL			

Batch Notes	
Analyst	RM
Balance ID	25
Blank Soil Lot Number	P-TEPHCH-00013 2958846
Hydrogen peroxide lot number	52223236
Lot # of hydrochloric acid	0000024317
Lot # of Nitric Acid	L10022
Hood ID or number	9
Hot Block ID number	10
Nominal Amount Used	1.0 g
Pipette ID	ME 4
Perform Calculation (0=No, 1=Yes)	0
Temperature	96 Degrees C
ID number of the thermometer	MEPREP 14
Digestion Tube/Cup Lot #	147592-264

Basis	Basis Description
T	Total/NA

The pound sign (#) in the amount added field denotes that the reagent was used undiluted. All calculations are performed using the stated concentration for this reagent.

METALS BATCH WORKSHEET

Lab Name: TestAmerica Savannah Job No.: 680-88298-3

SDG No.: 68088298-3

Batch Number: 269659 Batch Start Date: 03/17/13 10:03 Batch Analyst: Boyuk, Brian

Batch Method: 3050B Batch End Date: 03/17/13 12:10

Lab Sample ID	Client Sample ID	Method Chain	Basis	CalcMsg	InitialAmount	FinalAmount	MS Cal Stk 00019	MS lcs1cpi 00037	MS LCS2_wk 00142
MB 680-269659/1		3050B, 6010C		CALC NOT SET TO RUN	1.02 g	100 mL			
LCS 680-269659/3		3050B, 6010C		CALC NOT SET TO RUN	1.03 g	100 mL	2 mL		1 mL
680-88298-B-32	CV0579B-CS-SP	3050B, 6010C	T	CALC NOT SET TO RUN	1.12 g	100 mL			
680-88298-A-33	CV0169B-CS-SP (sieve)	3050B, 6010C	T	CALC NOT SET TO RUN	0.99 g	100 mL			
680-88298-A-34	CV0579B-CS-SP (sieve)	3050B, 6010C	T	CALC NOT SET TO RUN	1.02 g	100 mL			
680-88298-A-35	CV1033A-CS (sieve)	3050B, 6010C	T	CALC NOT SET TO RUN	1.05 g	100 mL			
680-88289-B-12 MS		3050B, 6010C	T	CALC NOT SET TO RUN	1.15 g	100 mL		1 mL	1 mL
680-88289-B-12 MSD		3050B, 6010C	T	CALC NOT SET TO RUN	1.06 g	100 mL		1 mL	1 mL

Batch Notes	
Analyst	RM
Balance ID	25
Blank Soil Lot Number	P-TEPHCH-00013 2958846
Hydrogen peroxide lot number	52223236
Lot # of hydrochloric acid	0000024317
Lot # of Nitric Acid	L10022
Hood ID or number	9
Hot Block ID number	10
Nominal Amount Used	1.0 g
Pipette ID	ME 4
Perform Calculation (0=No, 1=Yes)	0
Temperature	96 Degrees C
ID number of the thermometer	MEPREP 14
Digestion Tube/Cup Lot #	147592-264

The pound sign (#) in the amount added field denotes that the reagent was used undiluted. All calculations are performed using the stated concentration for this reagent.

METALS BATCH WORKSHEET

Lab Name: TestAmerica Savannah Job No.: 680-88298-3

SDG No.: 68088298-3

Batch Number: 269659 Batch Start Date: 03/17/13 10:03 Batch Analyst: Boyuk, Brian

Batch Method: 3050B Batch End Date: 03/17/13 12:10

Basis	Basis Description
T	Total/NA

The pound sign (#) in the amount added field denotes that the reagent was used undiluted. All calculations are performed using the stated concentration for this reagent.

METALS BATCH WORKSHEET

Lab Name: TestAmerica Savannah Job No.: 680-88298-3

SDG No.: 68088298-3

Batch Number: 269348 Batch Start Date: 03/14/13 10:22 Batch Analyst: Umbehr, Uli

Batch Method: 7471A Batch End Date: 03/15/13 13:15

Lab Sample ID	Client Sample ID	Method Chain	Basis	InitialAmount	FinalAmount	hg_icvint 00084	Hg_Int_Cal 00090	AnalysisComment	
CCV 680-269348/32		7471A, 7471B		50 mL	50 mL		0.25 mL		
CCB 680-269348/33		7471A, 7471B		50 mL	50 mL				
ICV 680-269348/35		7471A, 7471B		50 mL	50 mL	0.15 mL			
ICB 680-269348/36		7471A, 7471B		50 mL	50 mL				
CRA 680-269348/37		7471A, 7471B		50 mL	50 mL		0.02 mL	0.2 standard used	

The pound sign (#) in the amount added field denotes that the reagent was used undiluted. All calculations are performed using the stated concentration for this reagent.

METALS BATCH WORKSHEET

Lab Name: TestAmerica Savannah Job No.: 680-88298-3

SDG No.: 68088298-3

Batch Number: 269348 Batch Start Date: 03/14/13 10:22 Batch Analyst: Umbehr, Uli

Batch Method: 7471A Batch End Date: 03/15/13 13:15

Batch Notes	
Hydroxylamine Sulfate Lot Number	2965828
Hydroxylamine Hydrochloride Lot	3001958
Aqua Regia Lot Number	3001953
Balance ID	27
Blank Soil Lot Number	2021822
Sulfuric Acid Lot Number	2956908
Lot # of hydrochloric acid	2968294
Lot # of Nitric Acid	2950992
Hood ID or number	WB2
Hot Block ID number	11, 12
Potassium Persulfate Lot Number	3001730
Potassium Permanganate Lot Number	2384878
NaCL Lot #	2891381
Nominal Amount Used	0.5 - 0.6 g g
Oven, Bath or Block Temperature 1	95 Degrees C
Oven, Bath or Block Temperature 2	95 Degrees C
Pipette ID	ME1, ME7, ME10
Repittetor Volume Check	01/03/13
Stannous Chloride Lot Number	3001827
SOP Number	ME1, ME7, ME10
ID number of the thermometer	ME9, ME10
Digestion Tube/Cup Lot #	J147592-264-100
Uncorrected Temperature	95 Celsius
Uncorrected Temperature 2	95 Celsius

Basis	Basis Description

The pound sign (#) in the amount added field denotes that the reagent was used undiluted. All calculations are performed using the stated concentration for this reagent.

METALS BATCH WORKSHEET

Lab Name: TestAmerica Savannah Job No.: 680-88298-3

SDG No.: 68088298-3

Batch Number: 269395 Batch Start Date: 03/14/13 13:18 Batch Analyst: Umbehr, Uli

Batch Method: 7471B Batch End Date: 03/15/13 13:15

Lab Sample ID	Client Sample ID	Method Chain	Basis	InitialAmount	FinalAmount	Hg_Int_Cal 00090			
MB 680-269395/1		7471B, 7471B		0.51 g	50 mL				
LCS 680-269395/2		7471B, 7471B		0.51 g	50 mL	0.25 mL			
680-88298-B-4	CV0169B-CS-SP	7471B, 7471B	T	0.51 g	50 mL				
680-88298-B-4 MS	CV0169B-CS-SP	7471B, 7471B	T	0.54 g	50 mL	0.1 mL			
680-88298-B-4 MSD	CV0169B-CS-SP	7471B, 7471B	T	0.57 g	50 mL	0.1 mL			
680-88298-B-32	CV0579B-CS-SP	7471B, 7471B	T	0.56 g	50 mL				
680-88298-B-10	CV1033A-CS	7471B, 7471B	T	0.55 g	50 mL				

The pound sign (#) in the amount added field denotes that the reagent was used undiluted. All calculations are performed using the stated concentration for this reagent.

METALS BATCH WORKSHEET

Lab Name: TestAmerica Savannah Job No.: 680-88298-3

SDG No.: 68088298-3

Batch Number: 269395 Batch Start Date: 03/14/13 13:18 Batch Analyst: Umbehr, Uli

Batch Method: 7471B Batch End Date: 03/15/13 13:15

Batch Notes	
Hydroxylamine Sulfate Lot Number	2965828
Hydroxylamine Hydrochloride Lot	3001958
Aqua Regia Lot Number	3001953
Balance ID	27
Blank Soil Lot Number	2021822
Sulfuric Acid Lot Number	2956908
Lot # of hydrochloric acid	2968294
Lot # of Nitric Acid	2950992
Hood ID or number	WB2
Hot Block ID number	11, 12
Potassium Persulfate Lot Number	3001730
Potassium Permanganate Lot Number	2384878
NaCL Lot #	2891381
Nominal Amount Used	0.5 - 0.6 g g
Oven, Bath or Block Temperature 1	95 Degrees C
Oven, Bath or Block Temperature 2	95 Degrees C
Pipette ID	ME1, ME7, ME10
Repittetor Volume Check	01/03/13
Stannous Chloride Lot Number	3001827
SOP Number	ME1, ME7, ME10
ID number of the thermometer	ME9, ME10
Digestion Tube/Cup Lot #	J147592-264-100
Uncorrected Temperature	95 Celsius
Uncorrected Temperature 2	95 Celsius

Basis	Basis Description
T	Total/NA

The pound sign (#) in the amount added field denotes that the reagent was used undiluted. All calculations are performed using the stated concentration for this reagent.

METALS BATCH WORKSHEET

Lab Name: TestAmerica Savannah Job No.: 680-88298-3

SDG No.: 68088298-3

Batch Number: 269698 Batch Start Date: 03/18/13 11:09 Batch Analyst: Umbehr, Uli

Batch Method: 7471A Batch End Date: 03/20/13 11:00

Lab Sample ID	Client Sample ID	Method Chain	Basis	InitialAmount	FinalAmount	hg_icvint 00084	Hg_Int_Cal 00090	AnalysisComment	
CCV 680-269698/32		7471A, 7471B		50 mL	50 mL		0.25 mL		
CCB 680-269698/33		7471A, 7471B		50 mL	50 mL				
ICV 680-269698/35		7471A, 7471B		50 mL	50 mL	0.15 mL			
ICB 680-269698/36		7471A, 7471B		50 mL	50 mL				
CRA 680-269698/37		7471A, 7471B		50 mL	50 mL		0.02 mL	0.20 standard used.	

The pound sign (#) in the amount added field denotes that the reagent was used undiluted. All calculations are performed using the stated concentration for this reagent.

METALS BATCH WORKSHEET

Lab Name: TestAmerica Savannah Job No.: 680-88298-3

SDG No.: 68088298-3

Batch Number: 269698 Batch Start Date: 03/18/13 11:09 Batch Analyst: Umbeh, Uli

Batch Method: 7471A Batch End Date: 03/20/13 11:00

Batch Notes	
Hydroxylamine Sulfate Lot Number	2965828
Hydroxylamine Hydrochloride Lot	3001958
Aqua Regia Lot Number	3001953
Balance ID	27
Blank Soil Lot Number	2021822
Sulfuric Acid Lot Number	2956908
Lot # of hydrochloric acid	2968294
Lot # of Nitric Acid	2950992
Hood ID or number	WB2
Hot Block ID number	11, 12
Potassium Persulfate Lot Number	3001730
Potassium Permanganate Lot Number	2384878
NaCL Lot #	2891381
Nominal Amount Used	0.5 - 0.6 g g
Oven, Bath or Block Temperature 1	95 Degrees C
Oven, Bath or Block Temperature 2	95 Degrees C
Pipette ID	ME1, ME7, ME10
Repittetor Volume Check	01/03/13
Stannous Chloride Lot Number	3001827
SOP Number	ME1, ME7, ME10
ID number of the thermometer	ME9, ME10
Digestion Tube/Cup Lot #	J147592-264-100
Uncorrected Temperature	95 Celsius
Uncorrected Temperature 2	95 Celsius

Basis	Basis Description

The pound sign (#) in the amount added field denotes that the reagent was used undiluted. All calculations are performed using the stated concentration for this reagent.

METALS BATCH WORKSHEET

Lab Name: TestAmerica Savannah Job No.: 680-88298-3

SDG No.: 68088298-3

Batch Number: 269772 Batch Start Date: 03/18/13 16:37 Batch Analyst: Umbehrr, Uli

Batch Method: 7471B Batch End Date: 03/20/13 11:00

Lab Sample ID	Client Sample ID	Method Chain	Basis	InitialAmount	FinalAmount	Hg_Int_Cal 00090			
MB 680-269772/1		7471B, 7471B		0.58 g	50 mL				
LCS 680-269772/2		7471B, 7471B		0.50 g	50 mL	0.25 mL			
680-88298-A-33	CV0169B-CS-SP (sieve)	7471B, 7471B	T	0.51 g	50 mL				
680-88298-A-34	CV0579B-CS-SP (sieve)	7471B, 7471B	T	0.57 g	50 mL				
680-88298-A-35	CV1033A-CS (sieve)	7471B, 7471B	T	0.53 g	50 mL				
680-88348-B-4 MS		7471B, 7471B	T	0.59 g	50 mL	0.1 mL			
680-88348-B-4 MSD		7471B, 7471B	T	0.57 g	50 mL	0.1 mL			
680-88348-A-35 MS		7471B, 7471B	T	0.52 g	50 mL	0.1 mL			
680-88348-A-35 MSD		7471B, 7471B	T	0.53 g	50 mL	0.1 mL			

The pound sign (#) in the amount added field denotes that the reagent was used undiluted. All calculations are performed using the stated concentration for this reagent.

METALS BATCH WORKSHEET

Lab Name: TestAmerica Savannah Job No.: 680-88298-3

SDG No.: 68088298-3

Batch Number: 269772 Batch Start Date: 03/18/13 16:37 Batch Analyst: Umbehr, Uli

Batch Method: 7471B Batch End Date: 03/20/13 11:00

Batch Notes	
Hydroxylamine Sulfate Lot Number	2965828
Hydroxylamine Hydrochloride Lot	3001958
Aqua Regia Lot Number	3001953
Balance ID	27
Blank Soil Lot Number	2021822
Sulfuric Acid Lot Number	2956908
Lot # of hydrochloric acid	2968294
Lot # of Nitric Acid	2950992
Hood ID or number	WB2
Hot Block ID number	11, 12
Potassium Persulfate Lot Number	3001730
Potassium Permanganate Lot Number	2384878
NaCL Lot #	2891381
Nominal Amount Used	0.5 - 0.6 g g
Oven, Bath or Block Temperature 1	95 Degrees C
Oven, Bath or Block Temperature 2	95 Degrees C
Pipette ID	ME1, ME7, ME10
Repittetor Volume Check	01/03/13
Stannous Chloride Lot Number	3001827
SOP Number	ME1, ME7, ME10
ID number of the thermometer	ME9, ME10
Digestion Tube/Cup Lot #	J147592-264-100
Uncorrected Temperature	95 Celsius
Uncorrected Temperature 2	95 Celsius

Basis	Basis Description
T	Total/NA

The pound sign (#) in the amount added field denotes that the reagent was used undiluted. All calculations are performed using the stated concentration for this reagent.

ANALYSIS REQUEST AND CHAIN OF CUSTODY RECORD

TestAmerica

THE LEADER IN ENVIRONMENTAL TESTING

TestAmerica Savannah
5102 LaRoche Avenue
Savannah, GA 31404

Website: www.testamericainc.com
Phone: (912) 354-7858
Fax: (912) 352-0165

Alternate Laboratory Name/Location

Phone:
Fax:

PROJECT REFERENCE 35th Avenue Removal	PROJECT NO. 2005148-1356	PROJECT LOCATION (STATE) AL	MATRIX TYPE	REQUIRED ANALYSIS	PAGE 1	OF 3
---	------------------------------------	---------------------------------------	-------------	-------------------	------------------	----------------

TAL (LAB) PROJECT MANAGER Lisa Harvey	P.O. NUMBER	CONTRACT NO.	COMPOSITE (C) OR GRAB (G) INDICATE	AQUEOUS (WATER)	SOLID OR SEMISOLID	AIR	NONAQUEOUS LIQUID (OIL, SOLVENT, ...)	STANDARD REPORT DELIVERY	DATE DUE
CLIENT NAME (b) (6)	CLIENT E-MAIL	CLIENT FAX							

EXPEDITED REPORT DELIVERY (SURCHARGE)	DATE DUE
NUMBER OF COOLERS SUBMITTED PER SHIPMENT:	1

COMMIT CONTRACTING THE WORK (if applicable)

SAMPLE		SAMPLE IDENTIFICATION	COMPOSITE (C) OR GRAB (G) INDICATE	AQUEOUS (WATER)	SOLID OR SEMISOLID	AIR	NONAQUEOUS LIQUID (OIL, SOLVENT, ...)	REQUIRED ANALYSIS										REMARKS		
DATE	TIME							NUMBER OF CONTAINERS SUBMITTED												
3/12/13	0935	CV0150A-CS-SP	C	✓			X													
	0947	CV0150B-CS-SP	C	✓			X													
	1010	CV0169A-CS-SP	C	✓			X													
	1022	CV0169B-CS-SP	C	✓			X													
	1045	CV0227A-CS-SP	C	✓			X													
	1100	CV0227B-CS-SP	C	✓			X													
	0843	CV0614A-CS-SP	C	✓			X													
	0855	CV0614B-CS-SP	C	✓			X													
	1050	CV1033A-CSB	C	✓			X													
	1050	CV1033A-CS	C	✓			X													
	1305	CV1149A-CS	C	✓			X													
	1315	CV1149B-CS	C	✓			X													

RELINQUISHED BY: (SIGNATURE) <i>[Signature]</i>	DATE 3/13/13	TIME 1800	RELINQUISHED BY: (SIGNATURE)	DATE	TIME	RELINQUISHED BY: (SIGNATURE)	DATE	TIME
RECEIVED BY: (SIGNATURE)	DATE	TIME	RECEIVED BY: (SIGNATURE)	DATE	TIME	RECEIVED BY: (SIGNATURE)	DATE	TIME

RECEIVED FOR LABORATORY BY: (SIGNATURE) <i>[Signature]</i>	DATE 03/14/13	TIME 0944	CUSTODY INTACT YES <input type="radio"/> NO <input type="radio"/>	CUSTODY SEAL NO.	SAVANNAH LOG NO. 680 88298	LABORATORY REMARKS 1.4 cc
---	-------------------------	---------------------	---	------------------	--	-------------------------------------

ANALYSIS REQUEST AND CHAIN OF CUSTODY RECORD

TestAmerica

THE LEADER IN ENVIRONMENTAL TESTING

TestAmerica Savannah
5102 LaRoche Avenue
Savannah, GA 31404

Website: www.testamericainc.com
Phone: (912) 354-7858
Fax: (912) 352-0165

Alternate Laboratory Name/Location

Phone:
Fax:

PROJECT REFERENCE 35th Ave Removal	PROJECT NO. 2005148-1356	PROJECT LOCATION (STATE) AL	MATRIX TYPE	REQUIRED ANALYSIS	PAGE 3 OF 3
--	------------------------------------	---------------------------------------	-------------	-------------------	---------------------------

TAL (LAB) PROJECT MANAGER Lisa Nurre	P.O. NUMBER	CONTRACT NO.	CLIENT FAX	STANDARD REPORT DELIVERY	DATE DUE
--	-------------	--------------	------------	--------------------------	----------

(b) (6) (b) (6) (b) (6)	COMPANY CONTRACTING THIS WORK (if applicable)	COMPOSITE (C) OR GRAB (G) INDICATE AQUEOUS (WATER) SOLID OR SEMISOLID AIR NONAQUEOUS LIQUID (OIL, SOLVENT, ...)	UPRAN BICRA2	PRESERVATIVE	EXPEDITED REPORT DELIVERY (SURCHARGE) DATE DUE
-------------------------------	---	---	-----------------	--------------	---

NUMBER OF CONTAINERS SUBMITTED	REMARKS
--------------------------------	---------

SAMPLE		SAMPLE IDENTIFICATION	COMPOSITE (C) OR GRAB (G) INDICATE	AQUEOUS (WATER)	SOLID OR SEMISOLID	AIR	NONAQUEOUS LIQUID (OIL, SOLVENT, ...)	NUMBER OF CONTAINERS SUBMITTED										REMARKS	
DATE	TIME							1	2	3	4	5	6	7	8	9	10		
3/12/13	1307	NP0021B-CS-SP	C	✓			X												
	1354	NP0021A-CS-SP	C	✓			X												
	1340	NP0047A-CS-SP	C	✓			X												
	1352	NP0047B-CS-SP	C	✓			X												
	1440	CV0578A-CS-SP	C	✓			X												
	1451	CV0578B-CS-SP	C	✓			X												
	1505	CV0579A-CS-SP	C	✓			X												
	1516	CV0579B-CS-SP	C	✓			X	X											
	1022	CV0169B-CS-SP (sieve)	C	✓				X											
	1516	CV0579B-CS-SP (sieve)	C	✓				X											
	1050	CV01033A CV1033A-CS (sieve)	C	✓				X											

RELINQUISHED BY: (SIGNATURE) <i>[Signature]</i>	DATE 3/13/13	TIME 1800	RELINQUISHED BY: (SIGNATURE)	DATE	TIME	RELINQUISHED BY: (SIGNATURE)	DATE	TIME
RECEIVED BY: (SIGNATURE)	DATE	TIME	RECEIVED BY: (SIGNATURE)	DATE	TIME	RECEIVED BY: (SIGNATURE)	DATE	TIME

LABORATORY USE ONLY								
RECEIVED FOR LABORATORY BY: (SIGNATURE) <i>[Signature]</i>	DATE 03/14/13	TIME 0944	CUSTODY INTACT YES <input type="radio"/> NO <input type="radio"/>	CUSTODY SEAL NO.	SAVANNAH LOG NO. 88298	LABORATORY REMARKS 1.4°C		

TestAmerica

THE LEADER IN ENVIRONMENTAL TESTING

ANALYTICAL REPORT

TestAmerica Laboratories, Inc.

TestAmerica Savannah

5102 LaRoche Avenue

Savannah, GA 31404

Tel: (912)354-7858

TestAmerica Job ID: 680-88298-3

TestAmerica Sample Delivery Group: 68088298-3

Client Project/Site: 35th Avenue Superfund Site

For:

Oneida Total Integrated Enterprises LLC

1220 Kennestone Circle

Suite 106

Marietta, Georgia 30060

Attn: Ms. Limari F Krebs



Authorized for release by:

3/26/2013 5:35:29 PM

Bernard Kirkland

Project Manager I

bernard.kirkland@testamericainc.com

Designee for

Lisa Harvey

Project Manager II

lisa.harvey@testamericainc.com

The test results in this report meet all 2003 NELAC and 2009 TNI requirements for accredited parameters, exceptions are noted in this report. This report may not be reproduced except in full, and with written approval from the laboratory. For questions please contact the Project Manager at the e-mail address or telephone number listed on this page.

This report has been electronically signed and authorized by the signatory. Electronic signature is intended to be the legally binding equivalent of a traditionally handwritten signature.

Results relate only to the items tested and the sample(s) as received by the laboratory.



LINKS

Review your project
results through

TotalAccess

Have a Question?



Visit us at:

www.testamericainc.com

1

2

3

4

5

6

7

8

9

10

11

12

Case Narrative

Client: Oneida Total Integrated Enterprises LLC
Project/Site: 35th Avenue Superfund Site

TestAmerica Job ID: 680-88298-3
SDG: 68088298-3

Job ID: 680-88298-3

Laboratory: TestAmerica Savannah

Narrative

CASE NARRATIVE

Client: Oneida Total Integrated Enterprises LLC

Project: 35th Avenue Superfund Site

Report Number: 680-88298-3

With the exceptions noted as flags or footnotes, standard analytical protocols were followed in the analysis of the samples and no problems were encountered or anomalies observed. In addition all laboratory quality control samples were within established control limits, with any exceptions noted below. Each sample was analyzed to achieve the lowest possible reporting limit within the constraints of the method. In some cases, due to interference or analytes present at high concentrations, samples were diluted. For diluted samples, the reporting limits are adjusted relative to the dilution required.

Calculations are performed before rounding to avoid round-off errors in calculated results.

All holding times were met and proper preservation noted for the methods performed on these samples, unless otherwise detailed in the individual sections below.

RECEIPT

The samples were received on 03/14/2013; the samples arrived in good condition, properly preserved and on ice. The temperature of the coolers at receipt was 1.4 C.

METALS (ICP)

Samples CV0169B-CS-SP (680-88298-4), CV1033A-CS (680-88298-10), CV0579B-CS-SP (680-88298-32), CV0169B-CS-SP (sieve) (680-88298-33), CV0579B-CS-SP (sieve) (680-88298-34) and CV1033A-CS (sieve) (680-88298-35) were analyzed for Metals (ICP) in accordance with EPA SW-846 Method 6010C. The samples were prepared on 03/15/2013 and 03/17/2013 and analyzed on 03/18/2013 and 03/19/2013.

Several analytes recovered outside the recovery criteria for the MS/MSD of sample 680-88289-12 in batch 680-269937. Chromium and Lead exceeded the rpd limit.

Several analytes recovered outside the recovery criteria for the MS/MSD of sample CV0169B-CS-SP (680-88298-4) in batch 680-269937. Also, Chromium exceeded the rpd limit.

No other difficulties were encountered during the metals analyses.

All other quality control parameters were within the acceptance limits.

TOTAL MERCURY

Samples CV0169B-CS-SP (680-88298-4), CV1033A-CS (680-88298-10), CV0579B-CS-SP (680-88298-32), CV0169B-CS-SP (sieve) (680-88298-33), CV0579B-CS-SP (sieve) (680-88298-34) and CV1033A-CS (sieve) (680-88298-35) were analyzed for total mercury in accordance with EPA SW-846 Method 7471B. The samples were prepared on 03/14/2013 and 03/18/2013 and analyzed on 03/15/2013, 03/16/2013, 03/20/2013 and 03/21/2013.

Mercury was detected in method blank MB 680-269395/1-A at a level that was above the method detection limit but below the reporting limit. The value should be considered an estimate, and has been flagged "J". If the associated sample reported a result above the MDL and/or RL, the result has been "B" flagged. Refer to the QC report for details.

Samples CV1033A-CS (680-88298-10)[5X] and CV1033A-CS (sieve) (680-88298-35)[5X] required dilution prior to analysis. The reporting limits have been adjusted accordingly.

Mercury recovered outside the recovery criteria for the MS/MSD of sample CV0169B-CS-SP (680-88298-4) in batch 680-269747.

Case Narrative

Client: Oneida Total Integrated Enterprises LLC
Project/Site: 35th Avenue Superfund Site

TestAmerica Job ID: 680-88298-3
SDG: 68088298-3

Job ID: 680-88298-3 (Continued)

Laboratory: TestAmerica Savannah (Continued)

Mercury also recovered outside the recovery criteria for the MS of sample 680-88348-35 in batch 680-270183.

The presence of the '4' qualifier in the data indicates analytes where the concentration in the unspiked sample exceeded four times the spiking amount.

No other difficulties were encountered during the mercury analyses.

All other quality control parameters were within the acceptance limits.

1

2

3

4

5

6

7

8

9

10

11

12

Sample Summary

Client: Oneida Total Integrated Enterprises LLC
Project/Site: 35th Avenue Superfund Site

TestAmerica Job ID: 680-88298-3
SDG: 68088298-3

Lab Sample ID	Client Sample ID	Matrix	Collected	Received
680-88298-4	CV0169B-CS-SP	Solid	03/12/13 10:22	03/14/13 09:44
680-88298-10	CV1033A-CS	Solid	03/12/13 10:50	03/14/13 09:44
680-88298-32	CV0579B-CS-SP	Solid	03/12/13 15:16	03/14/13 09:44
680-88298-33	CV0169B-CS-SP (sieve)	Solid	03/12/13 10:22	03/14/13 09:44
680-88298-34	CV0579B-CS-SP (sieve)	Solid	03/12/13 15:16	03/14/13 09:44
680-88298-35	CV1033A-CS (sieve)	Solid	03/12/13 10:50	03/14/13 09:44

1

2

3

4

5

6

7

8

9

10

11

12

Method Summary

Client: Oneida Total Integrated Enterprises LLC
Project/Site: 35th Avenue Superfund Site

TestAmerica Job ID: 680-88298-3
SDG: 68088298-3

Method	Method Description	Protocol	Laboratory
6010C	Metals (ICP)	SW846	TAL SAV
7471B	Mercury in Solid or Semisolid Waste (Manual Cold Vapor Technique)	SW846	TAL SAV
Moisture	Percent Moisture	EPA	TAL TAM
Moisture	Percent Moisture	EPA	TAL SAV

Protocol References:


EPA = US Environmental Protection Agency

SW846 = "Test Methods For Evaluating Solid Waste, Physical/Chemical Methods", Third Edition, November 1986 And Its Updates.

Laboratory References:

TAL SAV = TestAmerica Savannah, 5102 LaRoche Avenue, Savannah, GA 31404, TEL (912)354-7858

TAL TAM = TestAmerica Tampa, 6712 Benjamin Road, Suite 100, Tampa, FL 33634, TEL (813)885-7427



Definitions/Glossary

Client: Oneida Total Integrated Enterprises LLC
Project/Site: 35th Avenue Superfund Site

TestAmerica Job ID: 680-88298-3
SDG: 68088298-3

Qualifiers

Metals

Qualifier	Qualifier Description
B	Compound was found in the blank and sample.
U	Indicates the analyte was analyzed for but not detected.
J	Result is less than the RL but greater than or equal to the MDL and the concentration is an approximate value.
F	MS or MSD exceeds the control limits
4	MS, MSD: The analyte present in the original sample is 4 times greater than the matrix spike concentration; therefore, control limits are not applicable.
F	RPD of the MS and MSD exceeds the control limits

Glossary

Abbreviation	These commonly used abbreviations may or may not be present in this report.
α	Listed under the "D" column to designate that the result is reported on a dry weight basis
%R	Percent Recovery
CNF	Contains no Free Liquid
DER	Duplicate error ratio (normalized absolute difference)
DL, RA, RE, IN	Indicates a Dilution, Re-analysis, Re-extraction, or additional Initial metals/anion analysis of the sample
DLC	Decision level concentration
MDA	Minimum detectable activity
EDL	Estimated Detection Limit
MDC	Minimum detectable concentration
MDL	Method Detection Limit
ML	Minimum Level (Dioxin)
ND	Not detected at the reporting limit (or MDL or EDL if shown)
PQL	Practical Quantitation Limit
QC	Quality Control
RER	Relative error ratio
RL	Reporting Limit or Requested Limit (Radiochemistry)
RPD	Relative Percent Difference, a measure of the relative difference between two points
TEF	Toxicity Equivalent Factor (Dioxin)
TEQ	Toxicity Equivalent Quotient (Dioxin)

Client Sample Results

Client: Oneida Total Integrated Enterprises LLC
 Project/Site: 35th Avenue Superfund Site

TestAmerica Job ID: 680-88298-3
 SDG: 68088298-3

Client Sample ID: CV0169B-CS-SP

Lab Sample ID: 680-88298-4

Date Collected: 03/12/13 10:22

Matrix: Solid

Date Received: 03/14/13 09:44

Percent Solids: 75.9

Method: 6010C - Metals (ICP)

Analyte	Result	Qualifier	RL	MDL	Unit	D	Prepared	Analyzed	Dil Fac
Arsenic	35		2.5	0.73	mg/Kg	☼	03/15/13 09:28	03/19/13 03:23	1
Barium	370		1.2	0.37	mg/Kg	☼	03/15/13 09:28	03/19/13 03:23	1
Cadmium	2.9		0.62	0.12	mg/Kg	☼	03/15/13 09:28	03/19/13 03:23	1
Chromium	56		1.2	0.62	mg/Kg	☼	03/15/13 09:28	03/19/13 03:23	1
Lead	310		1.2	0.66	mg/Kg	☼	03/15/13 09:28	03/19/13 03:23	1
Selenium	3.1	U	3.1	1.2	mg/Kg	☼	03/15/13 09:28	03/19/13 03:23	1
Silver	0.30	J	1.2	0.12	mg/Kg	☼	03/15/13 09:28	03/19/13 03:23	1

Method: 7471B - Mercury in Solid or Semisolid Waste (Manual Cold Vapor Technique)

Analyte	Result	Qualifier	RL	MDL	Unit	D	Prepared	Analyzed	Dil Fac
Mercury	0.34	B	0.026	0.011	mg/Kg	☼	03/14/13 13:18	03/15/13 16:23	1

Client Sample ID: CV1033A-CS

Lab Sample ID: 680-88298-10

Date Collected: 03/12/13 10:50

Matrix: Solid

Date Received: 03/14/13 09:44

Percent Solids: 74.2

Method: 6010C - Metals (ICP)

Analyte	Result	Qualifier	RL	MDL	Unit	D	Prepared	Analyzed	Dil Fac
Arsenic	44		2.5	0.75	mg/Kg	☼	03/15/13 09:28	03/19/13 03:51	1
Barium	390		1.3	0.38	mg/Kg	☼	03/15/13 09:28	03/19/13 03:51	1
Cadmium	1.8		0.64	0.13	mg/Kg	☼	03/15/13 09:28	03/19/13 03:51	1
Chromium	41		1.3	0.64	mg/Kg	☼	03/15/13 09:28	03/19/13 03:51	1
Lead	440		1.3	0.67	mg/Kg	☼	03/15/13 09:28	03/19/13 03:51	1
Selenium	3.2	U	3.2	1.3	mg/Kg	☼	03/15/13 09:28	03/19/13 03:51	1
Silver	1.3	U	1.3	0.12	mg/Kg	☼	03/15/13 09:28	03/19/13 03:51	1

Method: 7471B - Mercury in Solid or Semisolid Waste (Manual Cold Vapor Technique)

Analyte	Result	Qualifier	RL	MDL	Unit	D	Prepared	Analyzed	Dil Fac
Mercury	0.67	B	0.12	0.050	mg/Kg	☼	03/14/13 13:18	03/16/13 09:28	5

Client Sample ID: CV0579B-CS-SP

Lab Sample ID: 680-88298-32

Date Collected: 03/12/13 15:16

Matrix: Solid

Date Received: 03/14/13 09:44

Percent Solids: 77.5

Method: 6010C - Metals (ICP)

Analyte	Result	Qualifier	RL	MDL	Unit	D	Prepared	Analyzed	Dil Fac
Arsenic	16		2.3	0.68	mg/Kg	☼	03/17/13 10:03	03/18/13 20:51	1
Barium	83		1.2	0.35	mg/Kg	☼	03/17/13 10:03	03/18/13 20:51	1
Cadmium	4.2		0.58	0.12	mg/Kg	☼	03/17/13 10:03	03/18/13 20:51	1
Chromium	47		1.2	0.58	mg/Kg	☼	03/17/13 10:03	03/18/13 20:51	1
Lead	1500		1.2	0.61	mg/Kg	☼	03/17/13 10:03	03/18/13 20:51	1
Selenium	1.5	J	2.9	1.2	mg/Kg	☼	03/17/13 10:03	03/18/13 20:51	1
Silver	1.2		1.2	0.11	mg/Kg	☼	03/17/13 10:03	03/18/13 20:51	1

Method: 7471B - Mercury in Solid or Semisolid Waste (Manual Cold Vapor Technique)

Analyte	Result	Qualifier	RL	MDL	Unit	D	Prepared	Analyzed	Dil Fac
Mercury	0.14	B	0.023	0.0094	mg/Kg	☼	03/14/13 13:18	03/15/13 16:31	1

TestAmerica Savannah

Client Sample Results

Client: Oneida Total Integrated Enterprises LLC
 Project/Site: 35th Avenue Superfund Site

TestAmerica Job ID: 680-88298-3
 SDG: 68088298-3

Client Sample ID: CV0169B-CS-SP (sieve)

Lab Sample ID: 680-88298-33

Date Collected: 03/12/13 10:22

Matrix: Solid

Date Received: 03/14/13 09:44

Percent Solids: 98.4

Method: 6010C - Metals (ICP)

Analyte	Result	Qualifier	RL	MDL	Unit	D	Prepared	Analyzed	Dil Fac
Arsenic	32		2.1	0.61	mg/Kg	☼	03/17/13 10:03	03/18/13 20:57	1
Barium	430		1.0	0.31	mg/Kg	☼	03/17/13 10:03	03/18/13 20:57	1
Cadmium	2.7		0.51	0.10	mg/Kg	☼	03/17/13 10:03	03/18/13 20:57	1
Chromium	67		1.0	0.51	mg/Kg	☼	03/17/13 10:03	03/18/13 20:57	1
Lead	360		1.0	0.54	mg/Kg	☼	03/17/13 10:03	03/18/13 20:57	1
Selenium	2.6	U	2.6	1.0	mg/Kg	☼	03/17/13 10:03	03/18/13 20:57	1
Silver	0.49	J	1.0	0.099	mg/Kg	☼	03/17/13 10:03	03/18/13 20:57	1

Method: 7471B - Mercury in Solid or Semisolid Waste (Manual Cold Vapor Technique)

Analyte	Result	Qualifier	RL	MDL	Unit	D	Prepared	Analyzed	Dil Fac
Mercury	0.35		0.020	0.0082	mg/Kg	☼	03/18/13 16:37	03/20/13 15:44	1

Client Sample ID: CV0579B-CS-SP (sieve)

Lab Sample ID: 680-88298-34

Date Collected: 03/12/13 15:16

Matrix: Solid

Date Received: 03/14/13 09:44

Percent Solids: 84.4

Method: 6010C - Metals (ICP)

Analyte	Result	Qualifier	RL	MDL	Unit	D	Prepared	Analyzed	Dil Fac
Arsenic	14		2.3	0.69	mg/Kg	☼	03/17/13 10:03	03/18/13 21:02	1
Barium	93		1.2	0.35	mg/Kg	☼	03/17/13 10:03	03/18/13 21:02	1
Cadmium	4.9		0.58	0.12	mg/Kg	☼	03/17/13 10:03	03/18/13 21:02	1
Chromium	64		1.2	0.58	mg/Kg	☼	03/17/13 10:03	03/18/13 21:02	1
Lead	1900		1.2	0.62	mg/Kg	☼	03/17/13 10:03	03/18/13 21:02	1
Selenium	2.9	U	2.9	1.2	mg/Kg	☼	03/17/13 10:03	03/18/13 21:02	1
Silver	1.5		1.2	0.11	mg/Kg	☼	03/17/13 10:03	03/18/13 21:02	1

Method: 7471B - Mercury in Solid or Semisolid Waste (Manual Cold Vapor Technique)

Analyte	Result	Qualifier	RL	MDL	Unit	D	Prepared	Analyzed	Dil Fac
Mercury	0.12		0.021	0.0085	mg/Kg	☼	03/18/13 16:37	03/20/13 15:46	1

Client Sample ID: CV1033A-CS (sieve)

Lab Sample ID: 680-88298-35

Date Collected: 03/12/13 10:50

Matrix: Solid

Date Received: 03/14/13 09:44

Percent Solids: 98.0

Method: 6010C - Metals (ICP)

Analyte	Result	Qualifier	RL	MDL	Unit	D	Prepared	Analyzed	Dil Fac
Arsenic	50		1.9	0.57	mg/Kg	☼	03/17/13 10:03	03/18/13 21:08	1
Barium	460		0.97	0.29	mg/Kg	☼	03/17/13 10:03	03/18/13 21:08	1
Cadmium	2.4		0.49	0.097	mg/Kg	☼	03/17/13 10:03	03/18/13 21:08	1
Chromium	36		0.97	0.49	mg/Kg	☼	03/17/13 10:03	03/18/13 21:08	1
Lead	440		0.97	0.51	mg/Kg	☼	03/17/13 10:03	03/18/13 21:08	1
Selenium	2.4	U	2.4	0.97	mg/Kg	☼	03/17/13 10:03	03/18/13 21:08	1
Silver	0.23	J	0.97	0.093	mg/Kg	☼	03/17/13 10:03	03/18/13 21:08	1

Method: 7471B - Mercury in Solid or Semisolid Waste (Manual Cold Vapor Technique)

Analyte	Result	Qualifier	RL	MDL	Unit	D	Prepared	Analyzed	Dil Fac
Mercury	0.65		0.096	0.039	mg/Kg	☼	03/18/13 16:37	03/21/13 10:39	5

TestAmerica Savannah

QC Sample Results

Client: Oneida Total Integrated Enterprises LLC
 Project/Site: 35th Avenue Superfund Site

TestAmerica Job ID: 680-88298-3
 SDG: 68088298-3

Method: 6010C - Metals (ICP)

Lab Sample ID: MB 680-269487/1-A
Matrix: Solid
Analysis Batch: 269937

Client Sample ID: Method Blank
Prep Type: Total/NA
Prep Batch: 269487

Analyte	MB Result	MB Qualifier	RL	MDL	Unit	D	Prepared	Analyzed	Dil Fac
Arsenic	9.4	U	9.4	2.8	mg/Kg		03/15/13 09:28	03/19/13 02:23	1
Barium	4.7	U	4.7	1.4	mg/Kg		03/15/13 09:28	03/19/13 02:23	1
Cadmium	2.4	U	2.4	0.47	mg/Kg		03/15/13 09:28	03/19/13 02:23	1
Chromium	4.7	U	4.7	2.4	mg/Kg		03/15/13 09:28	03/19/13 02:23	1
Lead	4.7	U	4.7	2.5	mg/Kg		03/15/13 09:28	03/19/13 02:23	1
Selenium	12	U	12	4.7	mg/Kg		03/15/13 09:28	03/19/13 02:23	1
Silver	4.7	U	4.7	0.45	mg/Kg		03/15/13 09:28	03/19/13 02:23	1

Lab Sample ID: LCS 680-269487/3-A
Matrix: Solid
Analysis Batch: 269937

Client Sample ID: Lab Control Sample
Prep Type: Total/NA
Prep Batch: 269487

Analyte	Spike Added	LCS Result	LCS Qualifier	Unit	D	%Rec	%Rec. Limits
Arsenic	19.4	21.1		mg/Kg		109	75 - 125
Barium	19.4	19.2		mg/Kg		99	75 - 125
Cadmium	19.4	19.7		mg/Kg		101	75 - 125
Chromium	19.4	19.5		mg/Kg		100	75 - 125
Lead	19.4	19.2		mg/Kg		99	75 - 125
Selenium	19.4	18.9		mg/Kg		97	75 - 125
Silver	19.4	19.8		mg/Kg		102	75 - 125

Lab Sample ID: 680-88298-4 MS
Matrix: Solid
Analysis Batch: 269937

Client Sample ID: CV0169B-CS-SP
Prep Type: Total/NA
Prep Batch: 269487

Analyte	Sample Result	Sample Qualifier	Spike Added	MS Result	MS Qualifier	Unit	D	%Rec	%Rec. Limits
Arsenic	35		12.5	45.3		mg/Kg	☼	83	75 - 125
Barium	370		12.5	456	4	mg/Kg	☼	661	75 - 125
Cadmium	2.9		6.27	8.66		mg/Kg	☼	91	75 - 125
Chromium	56		12.5	75.0	4	mg/Kg	☼	148	75 - 125
Lead	310		6.27	358	4	mg/Kg	☼	738	75 - 125
Selenium	3.1	U	12.5	10.8		mg/Kg	☼	86	75 - 125
Silver	0.30	J	6.27	6.69		mg/Kg	☼	102	75 - 125

Lab Sample ID: 680-88298-4 MSD
Matrix: Solid
Analysis Batch: 269937

Client Sample ID: CV0169B-CS-SP
Prep Type: Total/NA
Prep Batch: 269487

Analyte	Sample Result	Sample Qualifier	Spike Added	MSD Result	MSD Qualifier	Unit	D	%Rec	%Rec. Limits	RPD	RPD Limit
Arsenic	35		12.7	42.6	F	mg/Kg	☼	60	75 - 125	6	20
Barium	370		12.7	448	4	mg/Kg	☼	597	75 - 125	2	20
Cadmium	2.9		6.33	8.65		mg/Kg	☼	90	75 - 125	0	20
Chromium	56		12.7	60.2	4 F	mg/Kg	☼	29	75 - 125	22	20
Lead	310		6.33	366	4	mg/Kg	☼	870	75 - 125	2	20
Selenium	3.1	U	12.7	9.69		mg/Kg	☼	76	75 - 125	11	20
Silver	0.30	J	6.33	6.36		mg/Kg	☼	96	75 - 125	5	20

QC Sample Results

Client: Oneida Total Integrated Enterprises LLC
 Project/Site: 35th Avenue Superfund Site

TestAmerica Job ID: 680-88298-3
 SDG: 68088298-3

Method: 6010C - Metals (ICP) (Continued)

Lab Sample ID: MB 680-269659/1-A
Matrix: Solid
Analysis Batch: 269937

Client Sample ID: Method Blank
Prep Type: Total/NA
Prep Batch: 269659

Analyte	MB Result	MB Qualifier	RL	MDL	Unit	D	Prepared	Analyzed	Dil Fac
Arsenic	2.0	U	2.0	0.58	mg/Kg		03/17/13 10:03	03/18/13 20:35	1
Barium	0.98	U	0.98	0.29	mg/Kg		03/17/13 10:03	03/18/13 20:35	1
Cadmium	0.49	U	0.49	0.098	mg/Kg		03/17/13 10:03	03/18/13 20:35	1
Chromium	0.98	U	0.98	0.49	mg/Kg		03/17/13 10:03	03/18/13 20:35	1
Lead	0.98	U	0.98	0.52	mg/Kg		03/17/13 10:03	03/18/13 20:35	1
Selenium	2.5	U	2.5	0.98	mg/Kg		03/17/13 10:03	03/18/13 20:35	1
Silver	0.98	U	0.98	0.094	mg/Kg		03/17/13 10:03	03/18/13 20:35	1

Lab Sample ID: LCS 680-269659/3-A
Matrix: Solid
Analysis Batch: 269937

Client Sample ID: Lab Control Sample
Prep Type: Total/NA
Prep Batch: 269659

Analyte	Spike Added	LCS Result	LCS Qualifier	Unit	D	%Rec	%Rec. Limits
Arsenic	19.4	20.2		mg/Kg		104	75 - 125
Barium	19.4	18.6		mg/Kg		96	75 - 125
Cadmium	19.4	18.9		mg/Kg		97	75 - 125
Chromium	19.4	19.1		mg/Kg		98	75 - 125
Lead	19.4	18.6		mg/Kg		96	75 - 125
Selenium	19.4	18.6		mg/Kg		96	75 - 125
Silver	19.4	18.8		mg/Kg		97	75 - 125

Method: 7471B - Mercury in Solid or Semisolid Waste (Manual Cold Vapor Technique)

Lab Sample ID: MB 680-269395/1-A
Matrix: Solid
Analysis Batch: 269747

Client Sample ID: Method Blank
Prep Type: Total/NA
Prep Batch: 269395

Analyte	MB Result	MB Qualifier	RL	MDL	Unit	D	Prepared	Analyzed	Dil Fac
Mercury	0.00940	J	0.020	0.0080	mg/Kg		03/14/13 13:18	03/16/13 09:26	1

Lab Sample ID: LCS 680-269395/2-A
Matrix: Solid
Analysis Batch: 269747

Client Sample ID: Lab Control Sample
Prep Type: Total/NA
Prep Batch: 269395

Analyte	Spike Added	LCS Result	LCS Qualifier	Unit	D	%Rec	%Rec. Limits
Mercury	0.245	0.242		mg/Kg		99	80 - 120

Lab Sample ID: 680-88298-4 MS
Matrix: Solid
Analysis Batch: 269747

Client Sample ID: CV0169B-CS-SP
Prep Type: Total/NA
Prep Batch: 269395

Analyte	Sample Result	Sample Qualifier	Spike Added	MS Result	MS Qualifier	Unit	D	%Rec	%Rec. Limits
Mercury	0.34	B	0.122	0.509	F	mg/Kg	☼	142	80 - 120

QC Sample Results

Client: Oneida Total Integrated Enterprises LLC
 Project/Site: 35th Avenue Superfund Site

TestAmerica Job ID: 680-88298-3
 SDG: 68088298-3

Method: 7471B - Mercury in Solid or Semisolid Waste (Manual Cold Vapor Technique) (Continued)

Lab Sample ID: 680-88298-4 MSD
Matrix: Solid
Analysis Batch: 269747

Client Sample ID: CV0169B-CS-SP
Prep Type: Total/NA
Prep Batch: 269395

Analyte	Sample Result	Sample Qualifier	Spike Added	MSD Result	MSD Qualifier	Unit	D	%Rec	%Rec. Limits	RPD	RPD Limit
Mercury	0.34	B	0.116	0.498	F	mg/Kg	☼	140	80 - 120	2	20

Lab Sample ID: MB 680-269772/1-A
Matrix: Solid
Analysis Batch: 270183

Client Sample ID: Method Blank
Prep Type: Total/NA
Prep Batch: 269772

Analyte	MB Result	MB Qualifier	RL	MDL	Unit	D	Prepared	Analyzed	Dil Fac
Mercury	0.017	U	0.017	0.0071	mg/Kg		03/18/13 16:37	03/20/13 15:39	1

Lab Sample ID: LCS 680-269772/2-A
Matrix: Solid
Analysis Batch: 270183

Client Sample ID: Lab Control Sample
Prep Type: Total/NA
Prep Batch: 269772

Analyte	Spike Added	LCS Result	LCS Qualifier	Unit	D	%Rec	%Rec. Limits
Mercury	0.250	0.241		mg/Kg		96	80 - 120

QC Association Summary

Client: Oneida Total Integrated Enterprises LLC
 Project/Site: 35th Avenue Superfund Site

TestAmerica Job ID: 680-88298-3
 SDG: 68088298-3

Metals

Prep Batch: 269395

Lab Sample ID	Client Sample ID	Prep Type	Matrix	Method	Prep Batch
680-88298-4	CV0169B-CS-SP	Total/NA	Solid	7471B	
680-88298-4 MS	CV0169B-CS-SP	Total/NA	Solid	7471B	
680-88298-4 MSD	CV0169B-CS-SP	Total/NA	Solid	7471B	
680-88298-10	CV1033A-CS	Total/NA	Solid	7471B	
680-88298-32	CV0579B-CS-SP	Total/NA	Solid	7471B	
LCS 680-269395/2-A	Lab Control Sample	Total/NA	Solid	7471B	
MB 680-269395/1-A	Method Blank	Total/NA	Solid	7471B	

Prep Batch: 269487

Lab Sample ID	Client Sample ID	Prep Type	Matrix	Method	Prep Batch
680-88298-4	CV0169B-CS-SP	Total/NA	Solid	3050B	
680-88298-4 MS	CV0169B-CS-SP	Total/NA	Solid	3050B	
680-88298-4 MSD	CV0169B-CS-SP	Total/NA	Solid	3050B	
680-88298-10	CV1033A-CS	Total/NA	Solid	3050B	
LCS 680-269487/3-A	Lab Control Sample	Total/NA	Solid	3050B	
MB 680-269487/1-A	Method Blank	Total/NA	Solid	3050B	

Prep Batch: 269659

Lab Sample ID	Client Sample ID	Prep Type	Matrix	Method	Prep Batch
680-88298-32	CV0579B-CS-SP	Total/NA	Solid	3050B	
680-88298-33	CV0169B-CS-SP (sieve)	Total/NA	Solid	3050B	
680-88298-34	CV0579B-CS-SP (sieve)	Total/NA	Solid	3050B	
680-88298-35	CV1033A-CS (sieve)	Total/NA	Solid	3050B	
LCS 680-269659/3-A	Lab Control Sample	Total/NA	Solid	3050B	
MB 680-269659/1-A	Method Blank	Total/NA	Solid	3050B	

Analysis Batch: 269747

Lab Sample ID	Client Sample ID	Prep Type	Matrix	Method	Prep Batch
680-88298-4	CV0169B-CS-SP	Total/NA	Solid	7471B	269395
680-88298-4 MS	CV0169B-CS-SP	Total/NA	Solid	7471B	269395
680-88298-4 MSD	CV0169B-CS-SP	Total/NA	Solid	7471B	269395
680-88298-10	CV1033A-CS	Total/NA	Solid	7471B	269395
680-88298-32	CV0579B-CS-SP	Total/NA	Solid	7471B	269395
LCS 680-269395/2-A	Lab Control Sample	Total/NA	Solid	7471B	269395
MB 680-269395/1-A	Method Blank	Total/NA	Solid	7471B	269395

Prep Batch: 269772

Lab Sample ID	Client Sample ID	Prep Type	Matrix	Method	Prep Batch
680-88298-33	CV0169B-CS-SP (sieve)	Total/NA	Solid	7471B	
680-88298-34	CV0579B-CS-SP (sieve)	Total/NA	Solid	7471B	
680-88298-35	CV1033A-CS (sieve)	Total/NA	Solid	7471B	
LCS 680-269772/2-A	Lab Control Sample	Total/NA	Solid	7471B	
MB 680-269772/1-A	Method Blank	Total/NA	Solid	7471B	

Analysis Batch: 269937

Lab Sample ID	Client Sample ID	Prep Type	Matrix	Method	Prep Batch
680-88298-4	CV0169B-CS-SP	Total/NA	Solid	6010C	269487
680-88298-4 MS	CV0169B-CS-SP	Total/NA	Solid	6010C	269487
680-88298-4 MSD	CV0169B-CS-SP	Total/NA	Solid	6010C	269487
680-88298-10	CV1033A-CS	Total/NA	Solid	6010C	269487
680-88298-32	CV0579B-CS-SP	Total/NA	Solid	6010C	269659

TestAmerica Savannah

QC Association Summary

Client: Oneida Total Integrated Enterprises LLC
 Project/Site: 35th Avenue Superfund Site

TestAmerica Job ID: 680-88298-3
 SDG: 68088298-3

Metals (Continued)

Analysis Batch: 269937 (Continued)

Lab Sample ID	Client Sample ID	Prep Type	Matrix	Method	Prep Batch
680-88298-33	CV0169B-CS-SP (sieve)	Total/NA	Solid	6010C	269659
680-88298-34	CV0579B-CS-SP (sieve)	Total/NA	Solid	6010C	269659
680-88298-35	CV1033A-CS (sieve)	Total/NA	Solid	6010C	269659
LCS 680-269487/3-A	Lab Control Sample	Total/NA	Solid	6010C	269487
LCS 680-269659/3-A	Lab Control Sample	Total/NA	Solid	6010C	269659
MB 680-269487/1-A	Method Blank	Total/NA	Solid	6010C	269487
MB 680-269659/1-A	Method Blank	Total/NA	Solid	6010C	269659

Analysis Batch: 270183

Lab Sample ID	Client Sample ID	Prep Type	Matrix	Method	Prep Batch
680-88298-33	CV0169B-CS-SP (sieve)	Total/NA	Solid	7471B	269772
680-88298-34	CV0579B-CS-SP (sieve)	Total/NA	Solid	7471B	269772
680-88298-35	CV1033A-CS (sieve)	Total/NA	Solid	7471B	269772
LCS 680-269772/2-A	Lab Control Sample	Total/NA	Solid	7471B	269772
MB 680-269772/1-A	Method Blank	Total/NA	Solid	7471B	269772

General Chemistry

Analysis Batch: 135482

Lab Sample ID	Client Sample ID	Prep Type	Matrix	Method	Prep Batch
680-88298-4	CV0169B-CS-SP	Total/NA	Solid	Moisture	
680-88298-4 MS	CV0169B-CS-SP	Total/NA	Solid	Moisture	
680-88298-4 MSD	CV0169B-CS-SP	Total/NA	Solid	Moisture	
680-88298-10	CV1033A-CS	Total/NA	Solid	Moisture	
MB 660-135482/1	Method Blank	Total/NA	Solid	Moisture	

Analysis Batch: 135504

Lab Sample ID	Client Sample ID	Prep Type	Matrix	Method	Prep Batch
680-88298-32	CV0579B-CS-SP	Total/NA	Solid	Moisture	
LCS 660-135504/1	Lab Control Sample	Total/NA	Solid	Moisture	
LCSD 660-135504/12	Lab Control Sample Dup	Total/NA	Solid	Moisture	

Analysis Batch: 269460

Lab Sample ID	Client Sample ID	Prep Type	Matrix	Method	Prep Batch
680-88298-33	CV0169B-CS-SP (sieve)	Total/NA	Solid	Moisture	
680-88298-34	CV0579B-CS-SP (sieve)	Total/NA	Solid	Moisture	
680-88298-35	CV1033A-CS (sieve)	Total/NA	Solid	Moisture	

Lab Chronicle

Client: Oneida Total Integrated Enterprises LLC
 Project/Site: 35th Avenue Superfund Site

TestAmerica Job ID: 680-88298-3
 SDG: 68088298-3

Client Sample ID: CV0169B-CS-SP

Lab Sample ID: 680-88298-4

Date Collected: 03/12/13 10:22

Matrix: Solid

Date Received: 03/14/13 09:44

Percent Solids: 75.9

Prep Type	Batch Type	Batch Method	Run	Dilution Factor	Batch Number	Prepared or Analyzed	Analyst	Lab
Total/NA	Prep	7471B			269395	03/14/13 13:18	UU	TAL SAV
Total/NA	Analysis	7471B		1	269747	03/15/13 16:23	BCB	TAL SAV
Total/NA	Prep	3050B			269487	03/15/13 09:28	BB	TAL SAV
Total/NA	Analysis	6010C		1	269937	03/19/13 03:23	BCB	TAL SAV
Total/NA	Analysis	Moisture		1	135482	03/18/13 08:34	AG	TAL TAM

Client Sample ID: CV1033A-CS

Lab Sample ID: 680-88298-10

Date Collected: 03/12/13 10:50

Matrix: Solid

Date Received: 03/14/13 09:44

Percent Solids: 74.2

Prep Type	Batch Type	Batch Method	Run	Dilution Factor	Batch Number	Prepared or Analyzed	Analyst	Lab
Total/NA	Prep	7471B			269395	03/14/13 13:18	UU	TAL SAV
Total/NA	Analysis	7471B		5	269747	03/16/13 09:28	BCB	TAL SAV
Total/NA	Prep	3050B			269487	03/15/13 09:28	BB	TAL SAV
Total/NA	Analysis	6010C		1	269937	03/19/13 03:51	BCB	TAL SAV
Total/NA	Analysis	Moisture		1	135482	03/18/13 08:34	AG	TAL TAM

Client Sample ID: CV0579B-CS-SP

Lab Sample ID: 680-88298-32

Date Collected: 03/12/13 15:16

Matrix: Solid

Date Received: 03/14/13 09:44

Percent Solids: 77.5

Prep Type	Batch Type	Batch Method	Run	Dilution Factor	Batch Number	Prepared or Analyzed	Analyst	Lab
Total/NA	Prep	7471B			269395	03/14/13 13:18	UU	TAL SAV
Total/NA	Analysis	7471B		1	269747	03/15/13 16:31	BCB	TAL SAV
Total/NA	Prep	3050B			269659	03/17/13 10:03	BB	TAL SAV
Total/NA	Analysis	6010C		1	269937	03/18/13 20:51	BCB	TAL SAV
Total/NA	Analysis	Moisture		1	135504	03/18/13 10:11	AG	TAL TAM

Client Sample ID: CV0169B-CS-SP (sieve)

Lab Sample ID: 680-88298-33

Date Collected: 03/12/13 10:22

Matrix: Solid

Date Received: 03/14/13 09:44

Percent Solids: 98.4

Prep Type	Batch Type	Batch Method	Run	Dilution Factor	Batch Number	Prepared or Analyzed	Analyst	Lab
Total/NA	Prep	3050B			269659	03/17/13 10:03	BB	TAL SAV
Total/NA	Analysis	6010C		1	269937	03/18/13 20:57	BCB	TAL SAV
Total/NA	Prep	7471B			269772	03/18/13 16:37	UU	TAL SAV
Total/NA	Analysis	7471B		1	270183	03/20/13 15:44	BCB	TAL SAV
Total/NA	Analysis	Moisture		1	269460	03/14/13 18:51	FS	TAL SAV

Lab Chronicle

Client: Oneida Total Integrated Enterprises LLC
 Project/Site: 35th Avenue Superfund Site

TestAmerica Job ID: 680-88298-3
 SDG: 68088298-3

Client Sample ID: CV0579B-CS-SP (sieve)

Lab Sample ID: 680-88298-34

Date Collected: 03/12/13 15:16

Matrix: Solid

Date Received: 03/14/13 09:44

Percent Solids: 84.4

Prep Type	Batch Type	Batch Method	Run	Dilution Factor	Batch Number	Prepared or Analyzed	Analyst	Lab
Total/NA	Prep	3050B			269659	03/17/13 10:03	BB	TAL SAV
Total/NA	Analysis	6010C		1	269937	03/18/13 21:02	BCB	TAL SAV
Total/NA	Prep	7471B			269772	03/18/13 16:37	UU	TAL SAV
Total/NA	Analysis	7471B		1	270183	03/20/13 15:46	BCB	TAL SAV
Total/NA	Analysis	Moisture		1	269460	03/14/13 18:51	FS	TAL SAV

Client Sample ID: CV1033A-CS (sieve)

Lab Sample ID: 680-88298-35

Date Collected: 03/12/13 10:50

Matrix: Solid

Date Received: 03/14/13 09:44

Percent Solids: 98.0

Prep Type	Batch Type	Batch Method	Run	Dilution Factor	Batch Number	Prepared or Analyzed	Analyst	Lab
Total/NA	Prep	3050B			269659	03/17/13 10:03	BB	TAL SAV
Total/NA	Analysis	6010C		1	269937	03/18/13 21:08	BCB	TAL SAV
Total/NA	Prep	7471B			269772	03/18/13 16:37	UU	TAL SAV
Total/NA	Analysis	7471B		5	270183	03/21/13 10:39	BCB	TAL SAV
Total/NA	Analysis	Moisture		1	269460	03/14/13 18:51	FS	TAL SAV

Laboratory References:

TAL SAV = TestAmerica Savannah, 5102 LaRoche Avenue, Savannah, GA 31404, TEL (912)354-7858

TAL TAM = TestAmerica Tampa, 6712 Benjamin Road, Suite 100, Tampa, FL 33634, TEL (813)885-7427

ANALYSIS REQUEST AND CHAIN OF CUSTODY RECORD

TestAmerica

THE LEADER IN ENVIRONMENTAL TESTING

TestAmerica Savannah
5102 LaRoche Avenue
Savannah, GA 31404

Website: www.testamericainc.com
Phone: (912) 354-7858
Fax: (912) 352-0165

Alternate Laboratory Name/Location

Phone:
Fax:

PROJECT REFERENCE 35th Avenue Remedial	PROJECT NO. 2005148-1356	PROJECT LOCATION (STATE) AL	MATRIX TYPE	REQUIRED ANALYSIS				PAGE 1 OF 3
TAL (LAB) PROJECT MANAGER Lisa Harvey	P.O. NUMBER	CONTRACT NO.	COMPOSITE (C) OR GRAB (G) INDICATE AQUEOUS (WATER) SOLID OR SEMISOLID AIR NONAQUEOUS LIQUID (OIL, SOLVENT, ...)	WUPA	RODA metals			STANDARD REPORT DELIVERY
CLIENT NAME		CLIENT E-MAIL						DATE DUE
		CLIENT FAX						EXPEDITED REPORT DELIVERY (SURCHARGE)
								DATE DUE
								NUMBER OF COOLERS SUBMITTED PER SHIPMENT: 1

PRESERVATIVE

SAMPLE		SAMPLE IDENTIFICATION	COMPOSITE (C) OR GRAB (G) INDICATE	AQUEOUS (WATER)	SOLID OR SEMISOLID	AIR	NONAQUEOUS LIQUID (OIL, SOLVENT, ...)	NUMBER OF CONTAINERS SUBMITTED				REMARKS
DATE	TIME											
3/12/13	0935	CV0150A-CS-SP	C	✓			X					
	0947	CV0150B-CS-SP	C	✓			X					
	1010	CV0169A-CS-SP	C	✓			X					
	1022	CV0169B-CS-SP	C	✓			X	X				
	1045	CV0227A-CS-SP	C	✓			X					
	1100	CV0227B-CS-SP	C	✓			X					
	0843	CV0614A-CS-SP	C	✓			X					
	0855	CV0614B-CS-SP	C	✓			X					
	1050	CV1033A-CSP	C	✓			X					
	1050	CV1033A-CS	C	✓			X	X				
	1305	CV1149A-CS	C	✓			X					
	1315	CV1149B-CS	C	✓			X					

RELINQUISHED BY: (SIGNATURE) <i>[Signature]</i>	DATE 3/13/13	TIME 1800	RELINQUISHED BY: (SIGNATURE)	DATE	TIME	RELINQUISHED BY: (SIGNATURE)	DATE	TIME
RECEIVED BY: (SIGNATURE)	DATE	TIME	RECEIVED BY: (SIGNATURE)	DATE	TIME	RECEIVED BY: (SIGNATURE)	DATE	TIME

RECEIVED FOR LABORATORY BY: (SIGNATURE) <i>[Signature]</i>		DATE 03/14/13	TIME 0944	CUSTODY INTACT YES <input type="radio"/> NO <input type="radio"/>	CUSTODY SEAL NO.	SAVANNAH LOG NO. 680 08298	LABORATORY REMARKS 1.4^{cc}
---	--	-------------------------	---------------------	---	------------------	--	---

(b) (6)
(b) (6)
(b) (6)

Page 16 of 21

3/26/2013



Serial Number 59596

ANALYSIS REQUEST AND CHAIN OF CUSTODY RECORD

TestAmerica Savannah
5102 LaRoche Avenue
Savannah, GA 31404

Website: www.testamericainc.com
Phone: (912) 354-7858
Fax: (912) 352-0165

TestAmerica

THE LEADER IN ENVIRONMENTAL TESTING

Alternate Laboratory Name/Location

Phone:
Fax:

PROJECT REFERENCE 35th Ave Removal	PROJECT NO. 2005148-1356	PROJECT LOCATION (STATE) AL	MATRIX TYPE	REQUIRED ANALYSIS	PAGE 3 OF 3
TAL (LAB) PROJECT MANAGER Lisa Harney	P.O. NUMBER	CONTRACT NO.			STANDARD REPORT DELIVERY DATE DUE _____
		CLIENT FAX			EXPEDITED REPORT DELIVERY (SURCHARGE) DATE DUE _____

(b) (6)
(b) (6)
(b) (6)

COMPANY CONTRACTING THIS WORK (if applicable)	COMPOSITE (C) OR GRAB (G) INDICATE	AQUEOUS (WATER)	SOLID OR SEMISOLID	AIR	NONAQUEOUS LIQUID (OIL, SOLVENT, ...)	PRESERVATIVE	NUMBER OF COOLERS SUBMITTED PER SHIPMENT:
---	------------------------------------	-----------------	--------------------	-----	---------------------------------------	--------------	---

SAMPLE		SAMPLE IDENTIFICATION	COMPOSITE (C) OR GRAB (G) INDICATE	AQUEOUS (WATER)	SOLID OR SEMISOLID	AIR	NONAQUEOUS LIQUID (OIL, SOLVENT, ...)	NUMBER OF CONTAINERS SUBMITTED										REMARKS				
DATE	TIME							1	2	3	4	5	6	7	8	9	10		11	12		
3/12/13	1307	NP0021B-CS-SP	C	✓			X															
	1254	NP0021A-CS-SP	C	✓			X															
	1340	NP0047A-CS-SP	C	✓			X															
	1352	NP0047B-CS-SP	C	✓			X															
	1440	CV0578A-CS-SP	C	✓			X															
	1451	CV0578B-CS-SP	C	✓			X															
	1505	CV0579A-CS-SP	C	✓			X															
	1516	CV0579B-CS-SP	C	✓			X	X														
	1022	CV0169B-CS-SP (sieve)	C	✓			X															
	1516	CV0579B-CS-SP (sieve)	C	✓			X															
	1050	CV0169B CV1033A-CS (sieve)	C	✓			X															

RELINQUISHED BY: (SIGNATURE) <i>[Signature]</i>	DATE 3/13/13	TIME 1800	RELINQUISHED BY: (SIGNATURE)	DATE	TIME	RELINQUISHED BY: (SIGNATURE)	DATE	TIME
RECEIVED BY: (SIGNATURE)	DATE	TIME	RECEIVED BY: (SIGNATURE)	DATE	TIME	RECEIVED BY: (SIGNATURE)	DATE	TIME

RECEIVED FOR LABORATORY BY: (SIGNATURE) <i>[Signature]</i>	DATE 03/14/13	TIME 0944	CUSTODY INTACT YES <input type="radio"/> NO <input type="radio"/>	CUSTODY SEAL NO.	SAVANNAH LOG NO. 88298	LABORATORY REMARKS 1.4°C
---	-------------------------	---------------------	---	------------------	----------------------------------	------------------------------------

Page 1 of 21

3/26/2013



Login Sample Receipt Checklist

Client: Oneida Total Integrated Enterprises LLC

Job Number: 680-88298-3

SDG Number: 68088298-3

Login Number: 88298

List Number: 1

Creator: Barnett, Eddie T

List Source: TestAmerica Savannah

Question	Answer	Comment
Radioactivity wasn't checked or is \leq background as measured by a survey meter.	N/A	
The cooler's custody seal, if present, is intact.	True	
Sample custody seals, if present, are intact.	True	
The cooler or samples do not appear to have been compromised or tampered with.	True	
Samples were received on ice.	True	
Cooler Temperature is acceptable.	True	
Cooler Temperature is recorded.	True	
COC is present.	True	
COC is filled out in ink and legible.	True	
COC is filled out with all pertinent information.	True	
Is the Field Sampler's name present on COC?	N/A	
There are no discrepancies between the containers received and the COC.	True	
Samples are received within Holding Time.	True	
Sample containers have legible labels.	True	
Containers are not broken or leaking.	True	
Sample collection date/times are provided.	True	
Appropriate sample containers are used.	True	
Sample bottles are completely filled.	True	
Sample Preservation Verified.	True	
There is sufficient vol. for all requested analyses, incl. any requested MS/MSDs	True	
Containers requiring zero headspace have no headspace or bubble is $<6\text{mm}$ (1/4").	N/A	
Multiphasic samples are not present.	True	
Samples do not require splitting or compositing.	True	
Residual Chlorine Checked.	N/A	

Login Sample Receipt Checklist

Client: Oneida Total Integrated Enterprises LLC

Job Number: 680-88298-3

SDG Number: 68088298-3

Login Number: 88298

List Number: 1

Creator: McNulty, Carol

List Source: TestAmerica Tampa

List Creation: 03/15/13 10:19 AM

Question	Answer	Comment
Radioactivity wasn't checked or is <=/ background as measured by a survey meter.	True	
The cooler's custody seal, if present, is intact.	True	
Sample custody seals, if present, are intact.	True	
The cooler or samples do not appear to have been compromised or tampered with.	True	
Samples were received on ice.	True	
Cooler Temperature is acceptable.	True	
Cooler Temperature is recorded.	True	
COC is present.	True	
COC is filled out in ink and legible.	True	
COC is filled out with all pertinent information.	True	
Is the Field Sampler's name present on COC?	True	
There are no discrepancies between the containers received and the COC.	True	
Samples are received within Holding Time.	True	
Sample containers have leg ble labels.	True	
Containers are not broken or leaking.	True	
Sample collection date/times are provided.	True	
Appropriate sample containers are used.	True	
Sample bottles are completely filled.	True	
Sample Preservation Verified.	True	
There is sufficient vol. for all requested analyses, incl. any requested MS/MSDs	True	
Containers requiring zero headspace have no headspace or bubble is <6mm (1/4").	True	
Multiphasic samples are not present.	True	
Samples do not require splitting or compositing.	True	
Residual Chlorine Checked.	True	

Certification Summary

Client: Oneida Total Integrated Enterprises LLC
 Project/Site: 35th Avenue Superfund Site

TestAmerica Job ID: 680-88298-3
 SDG: 68088298-3

Laboratory: TestAmerica Savannah

All certifications held by this laboratory are listed. Not all certifications are applicable to this report.

Authority	Program	EPA Region	Certification ID	Expiration Date
A2LA	DoD ELAP		0399-01	03-31-13
A2LA	ISO/IEC 17025		399.01	03-31-13
Alabama	State Program	4	41450	06-30-13
Alaska (UST)	State Program	10	UST-104	06-19-13
California	NELAP	9	3217CA	07-31-13
Colorado	State Program	8	N/A	12-31-13
Connecticut	State Program	1	PH-0161	03-31-13
Florida	NELAP	4	E87052	06-30-13
GA Dept. of Agriculture	State Program	4	N/A	12-31-13
Georgia	State Program	4	N/A	06-30-13
Georgia	State Program	4	803	06-30-13
Guam	State Program	9	09-005r	04-17-13
Hawaii	State Program	9	N/A	06-30-13
Illinois	NELAP	5	200022	11-30-13
Indiana	State Program	5	N/A	06-30-13
Iowa	State Program	7	353	07-01-13
Kentucky	State Program	4	90084	12-31-12
Kentucky (UST)	State Program	4	18	03-31-13
Louisiana	NELAP	6	30690	06-30-13
Louisiana	NELAP	6	LA100015	12-31-13
Maine	State Program	1	GA00006	08-16-14
Maryland	State Program	3	250	12-31-13
Massachusetts	State Program	1	M-GA006	06-30-13
Michigan	State Program	5	9925	06-30-13
Mississippi	State Program	4	N/A	06-30-13
Montana	State Program	8	CERT0081	01-01-14
Nebraska	State Program	7	TestAmerica-Savannah	06-30-13
New Jersey	NELAP	2	GA769	06-30-13
New Mexico	State Program	6	N/A	06-30-13
New York	NELAP	2	10842	04-01-13
North Carolina DENR	State Program	4	269	12-31-13
North Carolina DHHS	State Program	4	13701	07-31-13
Oklahoma	State Program	6	9984	08-31-13
Pennsylvania	NELAP	3	68-00474	06-30-13
Puerto Rico	State Program	2	GA00006	01-01-14
South Carolina	State Program	4	98001	06-30-13
Tennessee	State Program	4	TN02961	06-30-13
Texas	NELAP	6	T104704185-08-TX	11-30-13
USDA	Federal		SAV 3-04	04-07-14
Virginia	NELAP	3	460161	06-14-13
Washington	State Program	10	C1794	06-10-13
West Virginia	State Program	3	9950C	12-31-13
West Virginia DEP	State Program	3	94	06-30-13
Wisconsin	State Program	5	999819810	08-31-13
Wyoming	State Program	8	8TMS-Q	06-30-13

Laboratory: TestAmerica Tampa

All certifications held by this laboratory are listed. Not all certifications are applicable to this report.

Authority	Program	EPA Region	Certification ID	Expiration Date
Alabama	State Program	4	40610	06-30-13
Florida	NELAP	4	E84282	06-30-13

TestAmerica Savannah

Certification Summary

Client: Oneida Total Integrated Enterprises LLC
Project/Site: 35th Avenue Superfund Site

TestAmerica Job ID: 680-88298-3
SDG: 68088298-3

Laboratory: TestAmerica Tampa (Continued)

All certifications held by this laboratory are listed. Not all certifications are applicable to this report.

Authority	Program	EPA Region	Certification ID	Expiration Date
Georgia	State Program	4	905	06-30-13
USDA	Federal		P330-11-00177	04-20-14

1

2

3

4

5

6

7

8

9

10

11

12