



**Helping Our Members in Need**

Your purchase of this book supports the AAPC Member Hardship Fund.

# ICD-10-CM

## EXPERT

Diagnosis codes for providers & facilities



# 2023

# Table of Contents

## ICD-10-CM Official Guidelines for Coding and Reporting FY 2023

**Note:** The Official Guidelines are included in the front of the book for quick reference and have a separate Table of Contents to locate specific coding guidelines. In addition, chapter-specific guidelines are located at the beginning of each chapter throughout the Tabular List.

### Guideline Tips

Please visit the publisher's website for updated Guideline Tips for each Tabular List chapter.

<b>Preface</b> .....	<b>1</b>
<b>List of Features</b> .....	<b>1</b>
<b>Practical Steps for Using the ICD-10-CM Book</b> .....	<b>2</b>
<b>Symbols and Conventions</b> .....	<b>3</b>
<b>Anatomical Illustrations</b> .....	<b>5</b>
<b>ICD-10-CM Index to Diseases and Injuries</b> .....	<b>39</b>
<b>ICD-10-CM Table of Neoplasms</b> .....	<b>361</b>
<b>ICD-10-CM Table of Drugs and Chemicals</b> .....	<b>373</b>
<b>ICD-10-CM Index to External Causes of Injuries</b> .....	<b>421</b>
<b>ICD-10-CM Tabular List of Diseases and Injuries</b>	
Chapter 1 Certain Infectious and Parasitic Diseases (A00-B99) .....	455
Chapter 1 Tabular List.....	459
Chapter 2 Neoplasms (C00-D49).....	481
Chapter 2 Tabular List.....	483
Chapter 3 Diseases of Blood/Blood-Forming Organs & Disorders Involving Immune Mechanism (D50-D89) .....	521
Chapter 3 Tabular List.....	521
Chapter 4 Endocrine, Nutritional and Metabolic Diseases (E00-E89).....	533
Anatomy of the Endocrine System.....	534
Chapter 4 Tabular List.....	536
Chapter 5 Mental, Behavioral and Neurodevelopmental Disorders (F01-F99).....	557
Chapter 5 Tabular List.....	558
Chapter 6 Diseases of the Nervous System (G00-G99) .....	593
Anatomy of the Nervous System .....	594
Chapter 6 Tabular List.....	596
Chapter 7 Diseases of the Eye and Adnexa (H00-H59) .....	617
Anatomy of the Eye.....	618
Chapter 7 Tabular List.....	620
Chapter 8 Diseases of the Ear and Mastoid Process (H60-H95).....	657
Anatomy of the Ear .....	657
Chapter 8 Tabular List.....	658

Chapter 9 Diseases of the Circulatory System (I00-I99).....	669
Anatomy of the Cardiovascular System.....	671
Anatomy of the Lymphatic System .....	678
Chapter 9 Tabular List.....	681
Chapter 10 Diseases of the Respiratory System (J00-J99).....	725
Anatomy of the Respiratory System .....	726
Chapter 10 Tabular List.....	729
Chapter 11 Diseases of the Digestive System (K00-K95) .....	745
Anatomy of the Digestive System .....	745
Chapter 11 Tabular List.....	749
Chapter 12 Diseases of the Skin and Subcutaneous Tissue (L00-L99) .....	773
Anatomy of the Integumentary System.....	773
Chapter 12 Tabular List.....	775
Chapter 13 Diseases of the Musculoskeletal System and Connective Tissue (M00-M99) .....	797
Anatomy of the Musculoskeletal System .....	797
Chapter 13 Tabular List.....	805
Chapter 14 Diseases of the Genitourinary System (N00-N99).....	893
Anatomy of the Male Reproductive System .....	894
Anatomy of the Urinary System .....	895
Chapter 14 Tabular List.....	897
Chapter 15 Pregnancy, Childbirth and the Puerperium (O00-O9A)....	917
Anatomy of the Female Reproductive System.....	920
Chapter 15 Tabular List.....	922
Chapter 16 Certain Conditions Originating in the Perinatal Period (P00-P96).....	959
Chapter 16 Tabular List.....	960
Chapter 17 Congenital Malformations, Deformations, and Chromosomal Abnormalities (Q00-Q99) .....	971
Chapter 17 Tabular List.....	971
Chapter 18 Symptoms, Signs, and Abnormal Clinical and Laboratory Findings, Not Elsewhere Classified (R00-R99).....	989
Chapter 18 Tabular List.....	990
Chapter 19 Injury, Poisoning, and Certain Other Consequences of External Causes (S00-T88).....	1009
Chapter 19 Tabular List.....	1012
Chapter 20 External Causes of Morbidity (V00-Y99) .....	1221
Chapter 20 Tabular List.....	1223
Chapter 21 Factors Influencing Health Status and Contact with Health Services (Z00-Z99).....	1299
Chapter 21 Tabular List.....	1304
Chapter 22 Codes for Special Purposes (U00-U85).....	1341
Chapter 22 Tabular List.....	1341

**Appendix A: Z Codes for Long-term Use of Drugs .....1343**

**Appendix B: Summary of 2023 ICD-CM-10 Changes .....1357**

# ICD-10-CM Official Guidelines for Coding and Reporting FY 2023

## (October 1, 2022 - September 30, 2023)

### Narrative changes appear in bold text

Items **underlined** have been moved within the guidelines since the FY 2022 version  
*Italics* are used to indicate revisions to heading changes

The Centers for Medicare and Medicaid Services (CMS) and the National Center for Health Statistics (NCHS), two departments within the U.S. Federal Government's Department of Health and Human Services (DHHS) provide the following guidelines for coding and reporting using the International Classification of Diseases, 10<sup>th</sup> Revision, Clinical Modification (ICD-10-CM). These guidelines should be used as a companion document to the official version of the ICD-10-CM as published on the NCHS website. The ICD-10-CM is a morbidity classification published by the United States for classifying diagnoses and reason for visits in all health care settings. The ICD-10-CM is based on the ICD-10, the statistical classification of disease published by the World Health Organization (WHO).

These guidelines have been approved by the four organizations that make up the Cooperating Parties for the ICD-10-CM: the American Hospital Association (AHA), the American Health Information Management Association (AHIMA), CMS, and NCHS.

These guidelines are a set of rules that have been developed to accompany and complement the official conventions and instructions provided within the ICD-10-CM itself. The instructions and conventions of the classification take precedence over guidelines. These guidelines are based on the coding and sequencing instructions in the Tabular List and Alphabetic Index of ICD-10-CM, but provide additional instruction. Adherence to these guidelines when assigning ICD-10-CM diagnosis codes is required under the Health Insurance Portability and Accountability Act (HIPAA). The diagnosis codes (Tabular List and Alphabetic Index) have been adopted under HIPAA for all healthcare settings. A joint effort between the healthcare provider and the coder is essential to achieve complete and accurate documentation, code assignment, and reporting of diagnoses and procedures. These guidelines have been developed to assist both the healthcare provider and the coder in identifying those diagnoses that are to be reported. The importance of consistent, complete documentation in the medical record cannot be overemphasized. Without such documentation accurate coding cannot be achieved. The entire record should be reviewed to determine the specific reason for the encounter and the conditions treated.

The term encounter is used for all settings, including hospital admissions. In the context of these guidelines, the term provider is used throughout the guidelines to mean physician or any qualified health care practitioner who is legally accountable for establishing the patient's diagnosis. Only this set of guidelines, approved by the Cooperating Parties, is official.

The guidelines are organized into sections. Section I includes the structure and conventions of the classification and general guidelines that apply to the entire classification, and chapter-specific guidelines that correspond to the chapters as they are arranged in the classification. Section II includes guidelines for selection of principal diagnosis for non-outpatient settings. Section III includes guidelines for reporting additional diagnoses in non-outpatient settings. Section IV is for outpatient coding and reporting. It is necessary to review all sections of the guidelines to fully understand all of the rules and instructions needed to code properly.

### ICD-10-CM Official Guidelines for Coding and Reporting FY 2023..... G1

#### Section I. Conventions, General Coding Guidelines and Chapter

#### Specific Guidelines ..... G3

A. Conventions for the ICD-10-CM.....	G3
1. The Alphabetic Index and Tabular List.....	G3
2. Format and Structure:.....	G3
3. Use of codes for reporting purposes.....	G3
4. Placeholder character.....	G3
5. 7 <sup>th</sup> Characters.....	G3
6. Abbreviations.....	G3
a. Alphabetic Index abbreviations.....	G3
b. Tabular List abbreviations.....	G3
7. Punctuation.....	G3
8. Use of "and".....	G3
9. Other and Unspecified codes (See Fig. I.A.9).....	G3
a. "Other" codes.....	G3
b. "Unspecified" codes.....	G3
10. Includes Notes.....	G3
11. Inclusion terms.....	G3
12. Excludes Notes.....	G3
a. Excludes1.....	G3
b. Excludes2.....	G4
13. Etiology/manifestation convention ("code first", "use additional code" and "in diseases classified elsewhere" notes).....	G4
14. "And".....	G4
15. "With".....	G4
16. "See" and "See Also".....	G4
17. "Code also" note.....	G4
18. Default codes.....	G4
19. Code assignment and Clinical Criteria.....	G4
B. General Coding Guidelines.....	G4
1. Locating a code in the ICD-10-CM (See Fig. I.B.1).....	G4
2. Level of Detail in Coding.....	G4
3. Code or codes from A00.0 through T88.9, Z00-Z99.8, U00-U85.....	G4
4. Signs and symptoms.....	G5
5. Conditions that are an integral part of a disease process.....	G5

6. Conditions that are not an integral part of a disease process.....	G5
7. Multiple coding for a single condition.....	G5
8. Acute and Chronic Conditions.....	G5
9. Combination Code.....	G5
10. Sequela (Late Effects).....	G5
11. Impending or Threatened Condition (See Fig. I.B.11).....	G5
12. Reporting Same Diagnosis Code More than Once.....	G5
13. Laterality.....	G5
14. Documentation by Clinicians Other than the Patient's Provider.....	G6
15. Syndromes.....	G6
16. Documentation of Complications of Care.....	G6
17. Borderline Diagnosis.....	G6
18. Use of Sign/Symptom/Unspecified Codes.....	G6
19. Coding for Healthcare Encounters in Hurricane Aftermath.....	G6
a. Use of External Cause of Morbidity Codes.....	G6
b. Sequencing of External Causes of Morbidity Codes.....	G6
c. Other External Causes of Morbidity Code Issues.....	G6
d. Use of Z codes.....	G7
C. Chapter-Specific Coding Guidelines.....	G7
1. Chapter 1: Certain Infectious and Parasitic Diseases (A00-B99), U07.1, U09.9.....	G7
a. Human Immunodeficiency Virus (HIV) Infections.....	G7
b. Infectious agents as the cause of diseases classified to other chapters.....	G7
c. Infections resistant to antibiotics.....	G8
d. Sepsis, Severe Sepsis, and Septic Shock Infections resistant to antibiotics (See Fig. 1.C.1.d).....	G8
e. Methicillin Resistant Staphylococcus aureus (MRSA) Conditions.....	G9
f. Zika virus infections.....	G9
g. Coronavirus infections.....	G9
2. Chapter 2: Neoplasms (C00-D49).....	G10
a. Admission/Encounter for treatment of primary site.....	G10
b. Admission/Encounter for treatment of secondary site.....	G10
c. Coding and sequencing of complications (See Table I.C.2.c).....	G11
d. Primary malignancy previously excised.....	G11
e. Admissions/Encounters involving chemotherapy, immunotherapy and radiation therapy.....	G11
f. Admission/encounter to determine extent of malignancy.....	G11
g. Symptoms, signs, and abnormal findings listed in Chapter 18 associated with neoplasms.....	G11
h. Admission/encounter for pain control/management.....	G11
i. Malignancy in two or more noncontiguous sites.....	G11
j. Disseminated malignant neoplasm, unspecified.....	G11
k. Malignant neoplasm without specification of site.....	G11
l. Sequencing of neoplasm codes.....	G11
m. Current malignancy versus personal history of malignancy.....	G12
n. Leukemia, Multiple Myeloma, and Malignant Plasma Cell Neoplasms in remission versus personal history.....	G13
o. Aftercare following surgery for neoplasm.....	G13
p. Follow-up care for completed treatment of a malignancy.....	G13
q. Prophylactic organ removal for prevention of malignancy.....	G13
r. Malignant neoplasm associated with transplanted organ.....	G13
s. Breast Implant Associated Anaplastic Large Cell Lymphoma.....	G13
t. Secondary malignant neoplasm of lymphoid tissue.....	G13
3. Chapter 3: Disease of the blood and blood-forming organs and certain disorders involving the immune mechanism (D50-D89).....	G13
4. Chapter 4: Endocrine, Nutritional, and Metabolic Diseases (E00-E89).....	G13
a. Diabetes mellitus (See Fig. I.C.4.a).....	G13
5. Chapter 5: Mental, Behavioral and Neurodevelopmental disorders (F01-F99).....	G14
a. Pain disorders related to psychological factors.....	G14
b. Mental and behavioral disorders due to psychoactive substance use.....	G14
c. Factitious Disorder.....	G14
d. Dementia.....	G14
6. Chapter 6: Diseases of the Nervous System (G00-G99).....	G14
a. Dominant/nondominant side.....	G14
b. Pain - Category G89.....	G14
7. Chapter 7: Diseases of the Eye and Adnexa (H00-H59).....	G15
a. Glaucoma.....	G15
b. Blindness.....	G15
8. Chapter 8: Diseases of the Ear and Mastoid Process (H60-H95).....	G16
9. Chapter 9: Diseases of the Circulatory System (I00-I99).....	G16
a. Hypertension (See Figure I.C.9.a).....	G16
b. Atherosclerotic Coronary Artery Disease and Angina.....	G17
c. Intraoperative and Postprocedural Cerebrovascular Accident.....	G17
d. Sequelae of Cerebrovascular Disease.....	G17
e. Acute myocardial infarction (AMI).....	G17
10. Chapter 10: Diseases of the Respiratory System (J00-J99), U07.0.....	G18
a. Chronic Obstructive Pulmonary Disease [COPD] and Asthma.....	G18
b. Acute Respiratory Failure (See Fig. 1.C.10.b).....	G18
c. Influenza due to certain identified influenza viruses.....	G18
d. Ventilator associated Pneumonia.....	G18
e. Vaping-related disorders.....	G18

11. Chapter 11: Diseases of the Digestive System (K00-K95)..... G18

12. Chapter 12: Diseases of the Skin and Subcutaneous Tissue (L00-L99)..... G18

    a. Pressure ulcer stage codes (See Fig. I.C.12.a)..... G18

    b. Non-Pressure Chronic Ulcers ..... G19

13. Chapter 13: Diseases of the Musculoskeletal System and Connective Tissue (M00-M99)..... G19

    a. Site and laterality ..... G19

    b. Acute traumatic versus chronic or recurrent musculoskeletal conditions..... G19

    c. Coding of Pathologic Fractures (See Fig. I.C.13.c)..... G19

    d. Osteoporosis..... G19

    e. Multisystem Inflammatory Syndrome..... G19

14. Chapter 14: Diseases of Genitourinary System (N00-N99)..... G20

    a. Chronic kidney disease..... G20

15. Chapter 15: Pregnancy, Childbirth, and the Puerperium (O00-O9A) .... G20

    a. General Rules for Obstetric Cases ..... G20

    b. Selection of OB Principal or First-listed Diagnosis..... G21

    c. Pre-existing conditions versus conditions due to the pregnancy.. G21

    d. Pre-existing hypertension in pregnancy (See Fig. I.C.15.g)..... G21

    e. Fetal Conditions Affecting the Management of the Mother..... G21

    f. HIV Infection in Pregnancy, Childbirth and the Puerperium..... G21

    g. Diabetes mellitus in pregnancy (See Fig. I.C.15.g)..... G21

    h. Long term use of insulin and oral hypoglycemics..... G21

    i. Gestational (pregnancy induced) diabetes (See Fig. I.C.15.g)..... G21

    j. Sepsis and septic shock complicating abortion, pregnancy, childbirth and the puerperium..... G21

    k. Puerperal sepsis..... G21

    l. Alcohol, tobacco and drug use during pregnancy, childbirth and the puerperium..... G22

    m. Poisoning, toxic effects, adverse effects and underdosing in a pregnant patient..... G22

    n. Normal Delivery, Code O80..... G22

    o. The Peripartum and Postpartum Periods ..... G22

    p. Code O94, Sequelae of complication of pregnancy, childbirth, and the puerperium..... G23

    q. Termination of Pregnancy and Spontaneous abortions ..... G23

    r. Abuse in a pregnant patient..... G23

    s. COVID-19 infection in pregnancy, childbirth, and the puerperium ..... G23

16. Chapter 16: Certain Conditions Originating in the Perinatal Period (P00-P96)..... G23

    a. General Perinatal Rules..... G23

    b. Observation and Evaluation of Newborns for Suspected Conditions not Found ..... G23

    c. Coding Additional Perinatal Diagnoses..... G24

    d. Prematurity and Fetal Growth Retardation ..... G24

    e. Low birth weight and immaturity status ..... G24

    f. Bacterial Sepsis of Newborn ..... G24

    g. Stillbirth..... G24

    h. COVID-19 Infection in Newborn..... G24

17. Chapter 17: Congenital malformations, deformations, and chromosomal abnormalities (Q00-Q99)..... G24

18. Chapter 18: Symptoms, signs, and abnormal clinical and laboratory findings, not elsewhere classified (R00-R99)..... G24

    a. Use of symptom codes ..... G24

    b. Use of a symptom code with a definitive diagnosis code ..... G24

    c. Combination codes that include symptoms ..... G24

    d. Repeated falls..... G24

    e. Coma..... G24

    f. Functional quadriplegia ..... G24

    g. SIRS due to Non-Infectious Process ..... G24

    h. Death NOS..... G25

    i. NIHSS Stroke Scale..... G25

19. Chapter 19: Injury, poisoning, and certain other consequences of external causes (S00-T88)..... G25

    a. Application of 7<sup>th</sup> Characters in Chapter 19..... G25

    b. Coding of Injuries..... G25

    c. Coding of Traumatic Fractures (See Fig. I.C.19.c)..... G25

    d. Coding of Burns and Corrosions ..... G25

    e. Adverse Effects, Poisoning, Underdosing and Toxic Effects (See Table I.C.19.e)..... G26

    f. Adult and child abuse, neglect and other maltreatment ..... G27

    g. Complications of care..... G27

20. Chapter 20: External Causes of Morbidity (V00-Y99)..... G28

    a. General External Cause Coding Guidelines..... G28

    b. Place of Occurrence Guideline..... G28

    c. Activity Code ..... G28

    d. Place of Occurrence, Activity, and Status Codes Used with other External Cause Code..... G28

    e. If the Reporting Format Limits the Number of External Cause Codes..... G28

    f. Multiple External Cause Coding Guidelines..... G28

    g. Child and Adult Abuse Guideline..... G29

    h. Unknown or Undetermined Intent Guideline..... G29

    i. Sequelae (Late Effects) of External Cause Guidelines..... G29

    j. Terrorism Guidelines..... G29

    k. External Cause Status ..... G29

21. Chapter 21: Factors influencing health status and contact with health services (Z00-Z99)..... G29

    a. Use of Z Codes in Any Healthcare Setting..... G29

    b. Z Codes Indicate a Reason for an Encounter or *Provide Additional Information about a Patient Encounter* ..... G29

    c. Categories of Z Codes ..... G29

22. Chapter 22: Codes for Special Purposes (U00-U85) ..... G33

**Section II. Selection of Principal Diagnosis..... G34**

A. Codes for symptoms, signs, and ill-defined conditions ..... G34

B. Two or more interrelated conditions, each potentially meeting the definition for principal diagnosis. .... G34

C. Two or more diagnoses that equally meet the definition for principal diagnosis ..... G34

D. Two or more comparative or contrasting conditions..... G34

E. A symptom(s) followed by contrasting/comparative diagnoses ..... G34

F. Original treatment plan not carried out..... G34

G. Complications of surgery and other medical care ..... G34

H. Uncertain Diagnosis..... G34

I. Admission from Observation Unit..... G34

    1. Admission Following Medical Observation ..... G34

    2. Admission Following Post-Operative Observation ..... G34

J. Admission from Outpatient Surgery ..... G34

K. Admissions/Encounters for Rehabilitation..... G34

**Section III. Reporting Additional Diagnoses (See Fig. Section III)..... G34**

A. Previous conditions ..... G35

B. Abnormal findings..... G35

C. Uncertain Diagnosis..... G35

**Section IV. Diagnostic Coding and Reporting Guidelines for Outpatient Services..... G35**

A. Selection of first-listed condition ..... G35

    1. Outpatient Surgery ..... G35

    2. Observation Stay..... G35

B. Codes from A00.0 through T88.9, Z00-Z99, U00-U85 ..... G35

C. Accurate reporting of ICD-10-CM diagnosis codes ..... G35

D. Codes that describe symptoms and signs..... G35

E. Encounters for circumstances other than a disease or injury ..... G35

F. Level of Detail in Coding ..... G35

    1. ICD-10-CM codes with 3, 4, 5, 6 or 7 characters..... G35

    2. Use of full number of characters required for a code..... G35

    3. Highest level of specificity..... G35

G. ICD-10-CM code for the diagnosis, condition, problem, or other reason for encounter/visit ..... G35

H. Uncertain diagnosis (See Fig. IV. H) ..... G35

I. Chronic diseases..... G36

J. Code all documented conditions that coexist..... G36

K. Patients receiving diagnostic services only..... G36

L. Patients receiving therapeutic services only ..... G36

M. Patients receiving preoperative evaluations only (See Fig. IV. M)..... G36

N. Ambulatory surgery..... G36

O. Routine outpatient prenatal visits..... G36

P. Encounters for general medical examinations with abnormal findings..... G36

Q. Encounters for routine health screenings ..... G36

**Appendix I Present on Admission Reporting Guidelines (See Fig. Appendix I).... G36**

**List of Figures**

Figure I.A.9: Other and Unspecified Codes.....G3

Figure I.B.1: Locating a Code in the ICD-10-CM .....G4

Figure I.B.11: Impending or Threatened Condition .....G5

Figure I.C.1.a.2.d: Asymptomatic Human Immunodeficiency Virus .....G7

Figure I.C.1.d: Sepsis, Severe Sepsis, and Septic Shock.....G8

Figure I.C.4.a: Diabetes Mellitus (DM) ..... G12

Figure I.C.4.a.2: Type of Diabetes Mellitus Not Documented..... G13

Figure I.C.5.b.2: Psychoactive Substance Use, Abuse and Dependence..... G14

Figure I.C.9.a: Hypertension (HTN)..... G16

Figure I.C.10.b: Acute Respiratory Failure..... G18

Figure I.C.12.a: Pressure Ulcer Stage Codes..... G19

Figure I.C.13.c: Coding of Pathologic Fractures..... G20

Figure I.C.15.a.1: Codes From Chapter 15 and Sequencing Priority (Coding for Pregnancy)..... G20

Figure I.C.15.g: Conditions Affecting Pregnancy ..... G22

Figure I.C.19.c: Coding of Traumatic Fractures ..... G26

Figure I.C.21.c.5: Screening vs. Therapeutic..... G31

Figure Section III: Reporting Additional Diagnoses ..... G35

Figure IV.H: Uncertain Diagnosis ..... G36

Figure IV.M: Patients Receiving Preoperative Evaluations Only..... G36

Figure Appendix I: Present on Admission Reporting Guidelines ..... G37

**List of Tables**

Table I.C.2.c: Coding and Sequencing of Complications ..... G11

Table I.C.19.e: Adverse Effect, Poisoning, Underdosing, and Toxic Effects..... G27



**4. Signs and symptoms**

Codes that describe symptoms and signs, as opposed to diagnoses, are acceptable for reporting purposes when a related definitive diagnosis has not been established (confirmed) by the provider. Chapter 18 of ICD-10-CM, Symptoms, Signs, and Abnormal Clinical and Laboratory Findings, Not Elsewhere Classified (codes R00.0 - R99) contains many, but not all, codes for symptoms.

See Section I.B.18. Use of Signs/Symptom/Unspecified Codes

**5. Conditions that are an integral part of a disease process**

Signs and symptoms that are associated routinely with a disease process should not be assigned as additional codes, unless otherwise instructed by the classification.

**6. Conditions that are not an integral part of a disease process**

Additional signs and symptoms that may not be associated routinely with a disease process should be coded when present.

**7. Multiple coding for a single condition**

In addition to the etiology/manifestation convention that requires two codes to fully describe a single condition that affects multiple body systems, there are other single conditions that also require more than one code. "Use additional code" notes are found in the Tabular List at codes that are not part of an etiology/manifestation pair where a secondary code is useful to fully describe a condition. The sequencing rule is the same as the etiology/manifestation pair, "use additional code" indicates that a secondary code should be added, if known.

For example, for bacterial infections that are not included in chapter 1, a secondary code from category B95, Streptococcus, Staphylococcus, and Enterococcus, as the cause of diseases classified elsewhere, or B96, Other bacterial agents as the cause of diseases classified elsewhere, may be required to identify the bacterial organism causing the infection. A "use additional code" note will normally be found at the infectious disease code, indicating a need for the organism code to be added as a secondary code.

"Code first" notes are also under certain codes that are not specifically manifestation codes but may be due to an underlying cause. When there is a "code first" note and an underlying condition is present, the underlying condition should be sequenced first, if known.

"Code, if applicable, any causal condition first" notes indicate that this code may be assigned as a principal diagnosis when the causal condition is unknown or not applicable. If a causal condition is known, then the code for that condition should be sequenced as the principal or first-listed diagnosis.

Multiple codes may be needed for sequela, complication codes and obstetric codes to more fully describe a condition. See the specific guidelines for these conditions for further instruction.

**8. Acute and Chronic Conditions**

If the same condition is described as both acute (subacute) and chronic, and separate subentries exist in the Alphabetic Index at the same indentation level, code both and sequence the acute (subacute) code first.

**9. Combination Code**

A combination code is a single code used to classify:

- Two diagnoses, or
- A diagnosis with an associated secondary process (manifestation)
- A diagnosis with an associated complication

Combination codes are identified by referring to subterm entries in the Alphabetic Index and by reading the inclusion and exclusion notes in the Tabular List.

Assign only the combination code when that code fully identifies the diagnostic conditions involved or when the Alphabetic Index so directs. Multiple coding should not be used when the classification provides a combination code that clearly identifies all of the elements documented in the diagnosis. When the combination code lacks necessary specificity in describing the manifestation or complication, an additional code should be used as a secondary code.

**10. Sequela (Late Effects)**

A sequela is the residual effect (condition produced) after the acute phase of an illness or injury has terminated. There is no time limit on when a sequela code can be used. The residual may be apparent early, such as in cerebral infarction, or it may occur months or years later, such as that due to a previous injury. Examples of sequela include: scar formation resulting from a burn, deviated septum due to a nasal fracture, and infertility due to tubal occlusion from old tuberculosis. Coding of sequela generally requires two codes sequenced in the following order: the condition or nature of the sequela is sequenced first. The sequela code is sequenced second.

An exception to the above guidelines are those instances where the code for the sequela is followed by a manifestation code identified in the Tabular List and title, or the sequela code has been expanded (at the fourth, fifth or sixth character levels) to include the manifestation(s). The code for the acute phase of an illness or injury that led to the sequela is never used with a code for the late effect.

See Section I.C.9. Sequelae of cerebrovascular disease.

See Section I.C.15. Sequelae of complication of pregnancy, childbirth and the puerperium.

See Section I.C.19. Application of 7<sup>th</sup> characters for Chapter 19.

**11. Impending or Threatened Condition (See Fig. I.B.11)**

Code any condition described at the time of discharge as "impending" or "threatened" as follows:

If it did occur, code as confirmed diagnosis.

If it did not occur, reference the Alphabetic Index to determine if the condition has a subentry term for "impending" or "threatened" and also reference main term entries for "Impending" and for "Threatened."

If the subterms are listed, assign the given code.

If the subterms are not listed, code the existing underlying condition(s) and not the condition described as impending or threatened.

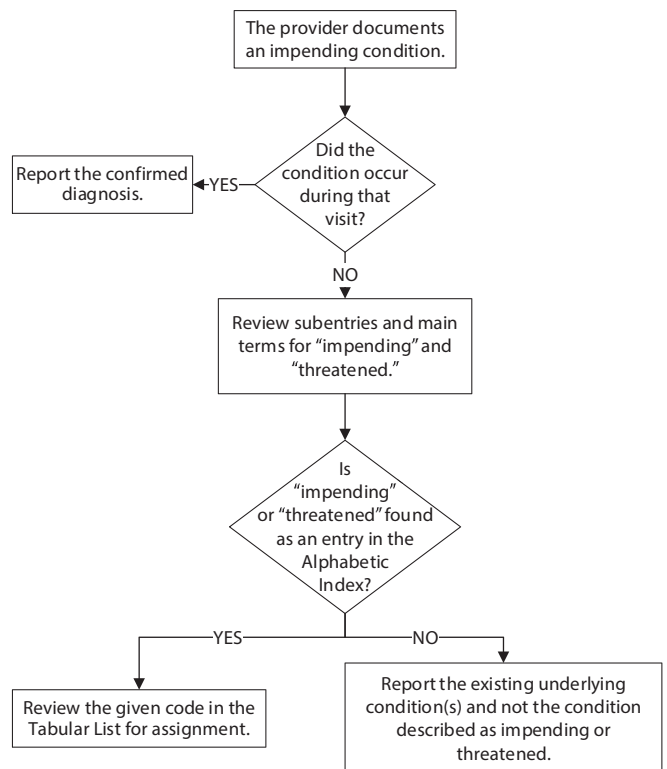
**12. Reporting Same Diagnosis Code More than Once**

Each unique ICD-10-CM diagnosis code may be reported only once for an encounter. This applies to bilateral conditions when there are no distinct codes identifying laterality or two different conditions classified to the same ICD-10-CM diagnosis code.

**13. Laterality**

Some ICD-10-CM codes indicate laterality, specifying whether the condition occurs on the left, right or is bilateral. If no bilateral code is provided and the condition is bilateral, assign separate codes for both the left and right side. If the side is not identified in the medical record, assign the code for the unspecified side.

When a patient has a bilateral condition and each side is treated during separate encounters, assign the "bilateral" code (as the condition still exists on both sides), including for the encounter to treat the first side. For the second encounter for treatment after one side has previously been treated and the



©AAPC. All Rights Reserved.

**Figure I.B.11: Impending or Threatened Condition**

**8. Chapter 8: Diseases of the Ear and Mastoid Process (H60-H95)**

Reserved for future guideline expansion.

**9. Chapter 9: Diseases of the Circulatory System (I00-I99)**

**a. Hypertension (See Figure I.C.9.a)**

The classification presumes a causal relationship between hypertension and heart involvement and between hypertension and kidney involvement, as the two conditions are linked by the term “with” in the Alphabetic Index. These conditions should be coded as related even in the absence of provider documentation explicitly linking them, unless the documentation clearly states the conditions are unrelated.

For hypertension and conditions not specifically linked by relational terms such as “with,” “associated with” or “due to” in the classification, provider documentation must link the conditions in order to code them as related.

**1) Hypertension with Heart Disease**

Hypertension with heart conditions classified to I50.- or I51.4- I51.7, I51.89, I51.9, are assigned to a code from category I11, Hypertensive heart disease. Use additional code(s) from category I50, Heart failure, to identify the type(s) of heart failure in those patients with heart failure.

The same heart conditions (I50.-, I51.4-I51.7, I51.89, I51.9) with hypertension are coded separately if the provider has documented they are unrelated to the hypertension. Sequence according to the circumstances of the admission/encounter.

**2) Hypertensive Chronic Kidney Disease**

Assign codes from category I12, Hypertensive chronic kidney disease, when both hypertension and a condition classifiable to category N18, Chronic kidney disease (CKD), are present. CKD should not be coded as hypertensive if the provider indicates the CKD is not related to the hypertension.

The appropriate code from category N18 should be used as a secondary code with a code from category I12 to identify the stage of chronic kidney disease.

See Section I.C.14. Chronic kidney disease.

If a patient has hypertensive chronic kidney disease and acute renal failure, the acute renal failure should also be coded. Sequence according to the circumstances of the admission/encounter.

**3) Hypertensive Heart and Chronic Kidney Disease**

Assign codes from combination category I13, Hypertensive heart and chronic kidney disease, when there is hypertension with both heart and kidney involvement. If heart failure is present, assign an additional code from category I50 to identify the type of heart failure.

The appropriate code from category N18, Chronic kidney disease, should be used as a secondary code with a code from category I13 to identify the stage of chronic kidney disease.

See Section I.C.14. Chronic kidney disease.

The codes in category I13, Hypertensive heart and chronic kidney disease, are combination codes that include hypertension, heart disease and chronic kidney disease. The Includes note at I13 specifies that the conditions included at I11 and I12 are included together in I13. If a patient has hypertension, heart disease and chronic kidney disease, then a code from I13 should be used, not individual codes for hypertension, heart disease and chronic kidney disease, or codes from I11 or I12.

For patients with both acute renal failure and chronic kidney disease, the acute renal failure should also be coded. Sequence according to the circumstances of the admission/encounter.

**4) Hypertensive Cerebrovascular Disease**

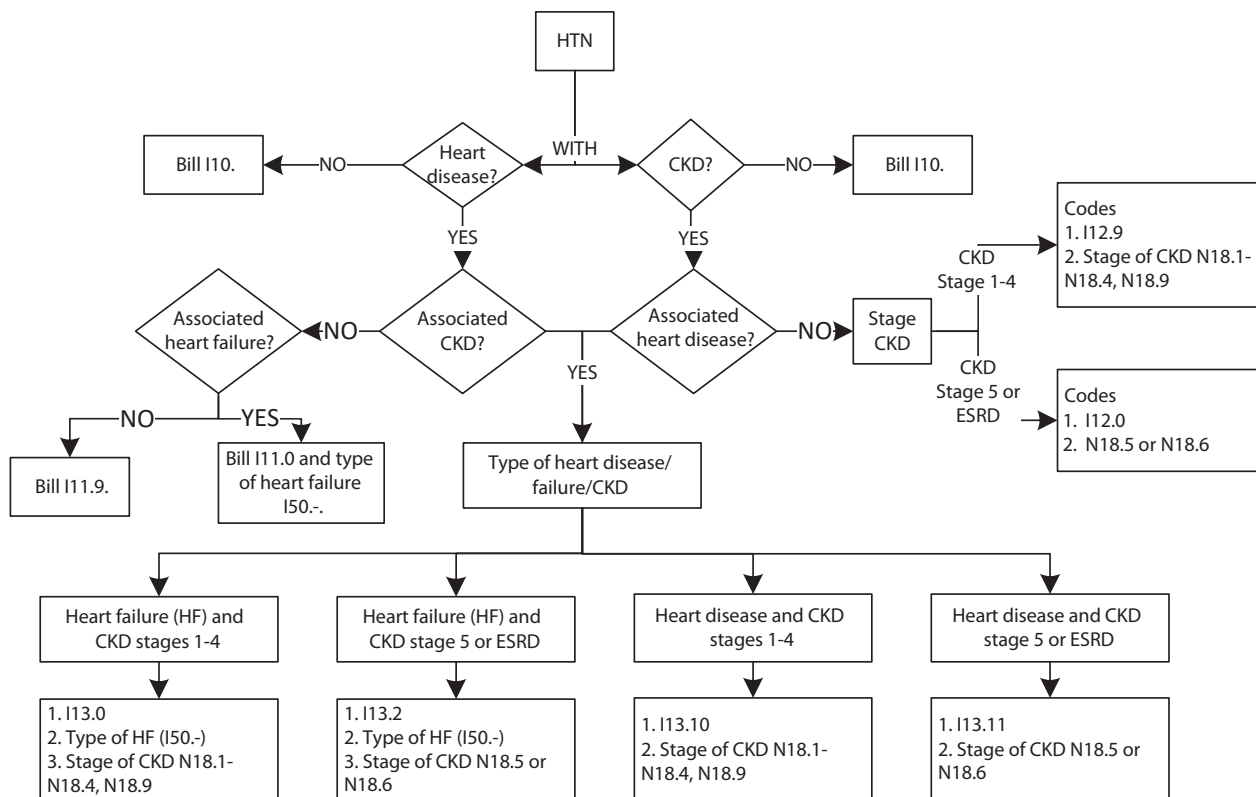
For hypertensive cerebrovascular disease, first assign the appropriate code from categories I60-I69, followed by the appropriate hypertension code.

**5) Hypertensive Retinopathy**

Subcategory H35.0, Background retinopathy and retinal vascular changes, should be used along with a code from categories I10 – I15, in the Hypertensive diseases section, to include the systemic hypertension. The sequencing is based on the reason for the encounter.

**6) Hypertension, Secondary**

Secondary hypertension is due to an underlying condition. Two codes are required: one to identify the underlying etiology and one from category I15 to identify the hypertension. Sequencing of codes is determined by the reason for admission/encounter.

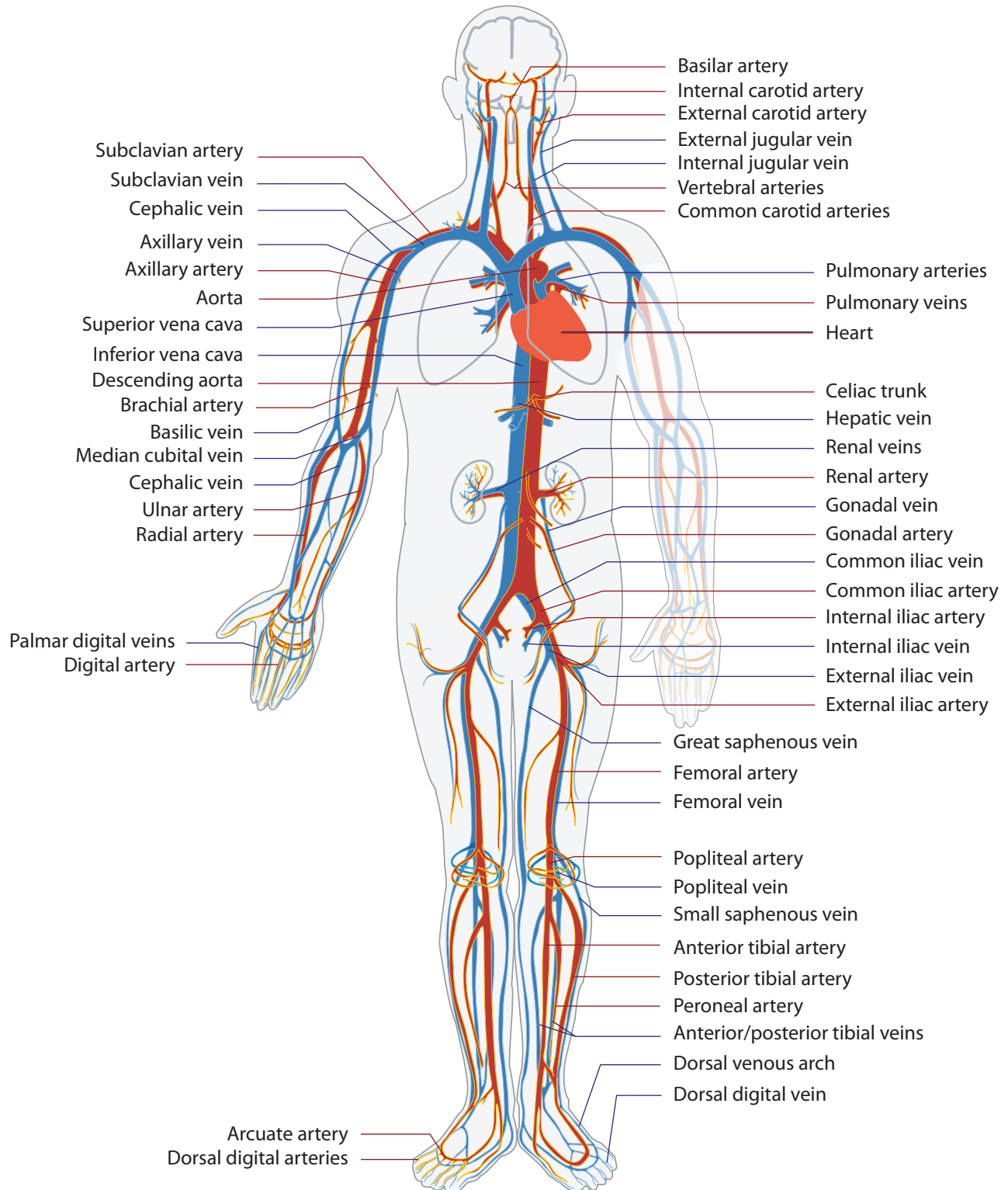


©AAPC. All Rights Reserved.

**Figure I.C.9.a: Hypertension (HTN)**

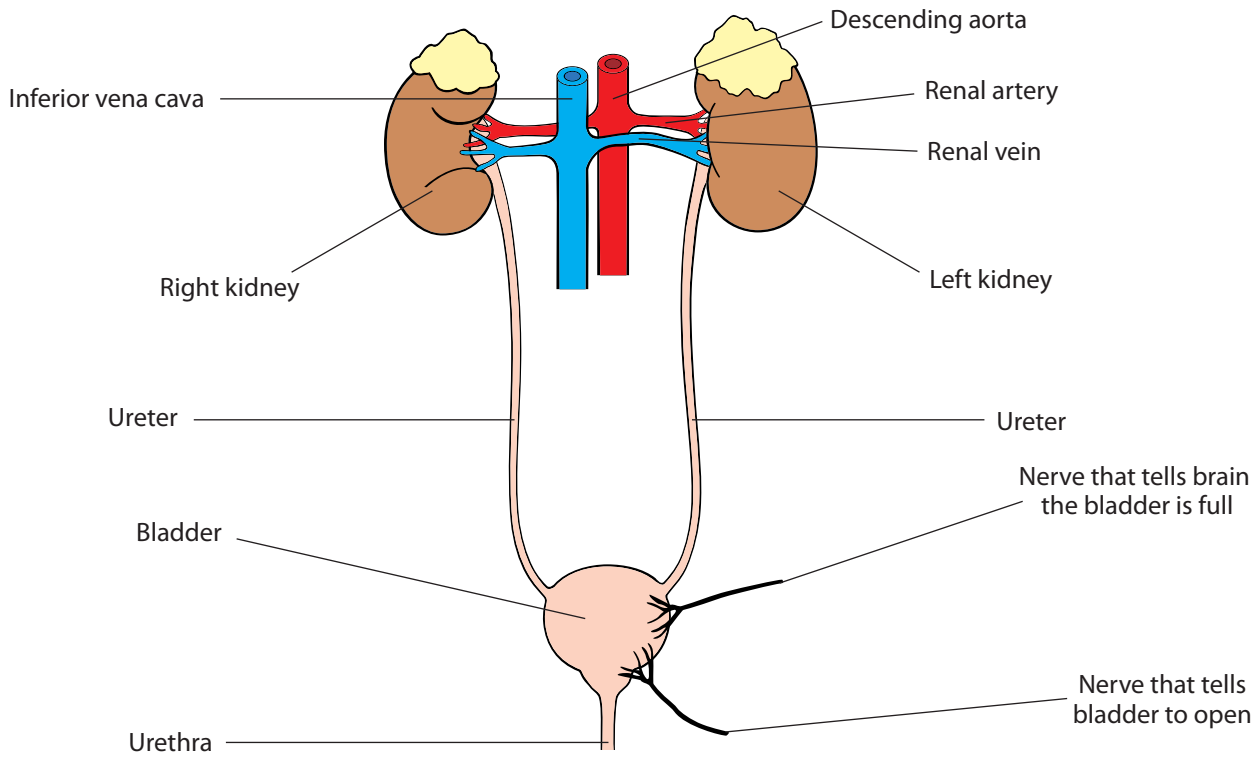
# Anatomical Illustrations

## Circulatory System — Arteries and Veins

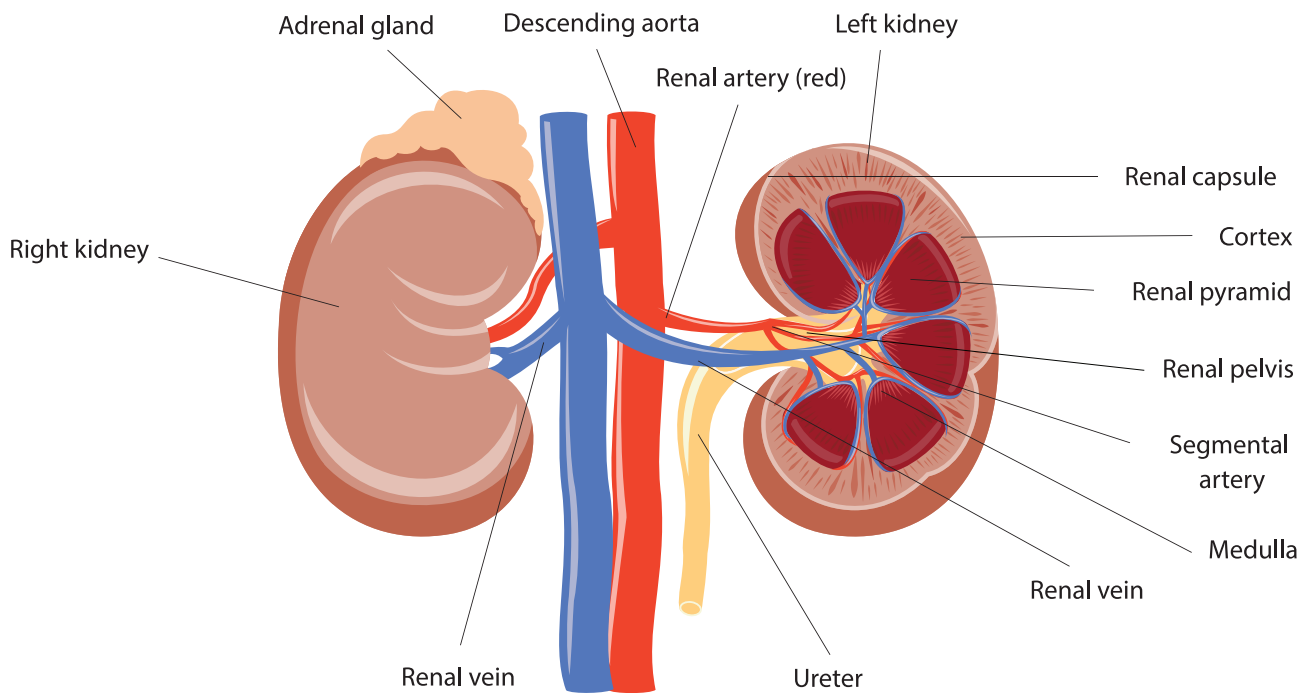


Title: Circulatory System Labels Biology Diagram, License: CC0 Creative Commons (Free for commercial use No attribution required), URL link: <https://pixabay.com/en/circulatory-system-labels-biology-41523/>

# Urinary System Anatomy



## Urinary System — Kidney Anatomy





# ICD-10-CM Index to Diseases and Injuries

The vertical yellow line appears at the 2nd and 4th indentations throughout the index.

## A

**Aarskog's syndrome** Q87.19  
**Abandonment** — see Maltreatment  
**Abasia** (-astasia) (hysterical) F44.4  
**Abderhalden-Kaufmann-Lignac syndrome** (cystinosis) E72.04  
**Abdomen**, abdominal (see also condition)  
 acute R10.0  
 angina K55.1  
 muscle deficiency syndrome Q79.4  
**Abdominalgia** — see Pain, abdominal  
**Abduction** contracture, hip or other joint — see Contraction, joint  
**Aberrant** (congenital) (see also Malposition, congenital)  
 adrenal gland Q89.1  
 artery (peripheral) Q27.8  
     basilar NEC Q28.1  
     cerebral Q28.3  
     coronary Q24.5  
     digestive system Q27.8  
     eye Q15.8  
     lower limb Q27.8  
     precerebral Q28.1  
     pulmonary Q25.79  
     renal Q27.2  
     retina Q14.1  
     specified site NEC Q27.8  
     subclavian Q27.8  
     upper limb Q27.8  
     vertebral Q28.1  
 breast Q83.8  
 endocrine gland NEC Q89.2  
 hepatic duct Q44.5  
 pancreas Q45.3  
 parathyroid gland Q89.2  
 pituitary gland Q89.2  
 sebaceous glands, mucous membrane, mouth, congenital Q38.6  
 spleen Q89.09  
 subclavian artery Q27.8  
 thymus (gland) Q89.2  
 thyroid gland Q89.2  
 vein (peripheral) NEC Q27.8  
     cerebral Q28.3  
     digestive system Q27.8  
     lower limb Q27.8  
     precerebral Q28.1  
     specified site NEC Q27.8  
     upper limb Q27.8  
**Aberration**  
 distasteful — see Disturbance, visual  
 mental F99  
**Abetalipoproteinemia** E78.6  
**Abiotrophy** R68.89  
**Ablatio**, ablation  
 retinae — see Detachment, retina  
**Ablepharia**, ablepharon Q10.3  
**Abnormal**, abnormality, abnormalities (see also Anomaly)  
 acid-base balance (mixed) E87.4  
 albumin R77.0  
 alpha-fetoprotein R77.2  
 alveolar ridge K08.9  
 anatomical relationship Q89.9  
 apertures, congenital, diaphragm Q79.1  
 atrial septal, specified NEC Q21.19  
 auditory perception H93.29   
     diplacusis — see Diplacusis  
     hyperacusis — see Hyperacusis  
     recruitment — see Recruitment, auditory  
     threshold shift — see Shift, auditory threshold  
 autosomes Q99.9  
     fragile site Q95.5  
 basal metabolic rate R94.8  
 biosynthesis, testicular androgen E29.1  
 bleeding time R79.1  
 blood amino-acid level R79.83  
 blood-gas level R79.81  
 blood level (of)  
     cobalt R79.0  
     copper R79.0  
     iron R79.0  
     lithium R78.89  
     magnesium R79.0  
     mineral NEC R79.0  
     zinc R79.0

**Abnormal** — continued  
 blood pressure  
     elevated R03.0  
     low reading (nonspecific) R03.1  
 blood sugar R73.09  
 bowel sounds R19.15  
     absent R19.11  
     hyperactive R19.12  
 brain scan R94.02  
 breathing R06.9  
 caloric test R94.138  
 cerebrospinal fluid R83.9  
     cytology R83.6  
     drug level R83.2  
     enzyme level R83.0  
     hormones R83.1  
     immunology R83.4  
     microbiology R83.5  
     nonmedicinal level R83.3  
     specified type NEC R83.8  
 chemistry, blood R79.9  
     C-reactive protein R79.82  
     drugs — see Findings, abnormal, in blood  
     gas level R79.81  
     minerals R79.0  
     pancytopenia D61.818  
     PTT R79.1  
     specified NEC R79.89  
     toxins — see Findings, abnormal, in blood  
 chest sounds (friction) (rales) R09.89  
 chromosome, chromosomal Q99.9  
     with more than three X chromosomes, female Q97.1  
     analysis result R89.8  
     bronchial washings R84.8  
     cerebrospinal fluid R83.8  
     cervix uteri NEC R87.89  
     nasal secretions R84.8  
     nipple discharge R89.8  
     peritoneal fluid R85.89  
     pleural fluid R84.8  
     prostatic secretions R86.8  
     saliva R85.89  
     seminal fluid R86.8  
     sputum R84.8  
     synovial fluid R89.8  
     throat scrapings R84.8  
     vagina R87.89  
     vulva R87.89  
     wound secretions R89.8  
 dicercentric replacement Q93.2  
 ring replacement Q93.2  
 sex Q99.8  
     female phenotype Q97.9  
     specified NEC Q97.8  
     male phenotype Q98.9  
     specified NEC Q98.8  
     structural male Q98.6  
     specified NEC Q99.8  
 clinical findings NEC R68.89  
 coagulation D68.9  
     newborn, transient P61.6  
     profile R79.1  
     time R79.1  
 communication — see Fistula  
 conjunctiva, vascular H11.41   
 coronary artery Q24.5  
 cortisol-binding globulin E27.8  
 course, eustachian tube Q17.8  
 creatinine clearance R94.4  
 cytology  
     anus R85.619  
     atypical squamous cells cannot exclude high grade squamous intraepithelial lesion (ASC-H) R85.611  
     atypical squamous cells of undetermined significance (ASC-US) R85.610  
     cytologic evidence of malignancy R85.614  
     high grade squamous intraepithelial lesion (HGSIL) R85.613  
     human papillomavirus (HPV) DNA test  
         high risk positive R85.81  
         low risk positive R85.82  
     inadequate smear R85.615  
     low grade squamous intraepithelial lesion (LGSIL) R85.612

**Abnormal** — continued  
 cytology — continued  
     satisfactory anal smear but lacking transformation zone R85.616  
     specified NEC R85.618  
     unsatisfactory smear R85.615  
     female genital organs — see Abnormal, Papanicolaou (smear)  
 dark adaptation curve H53.61  
 dentofacial NEC — see Anomaly, dentofacial development, developmental Q89.9  
     central nervous system Q07.9  
 diagnostic imaging  
     abdomen, abdominal region NEC R93.5  
     biliary tract R93.2  
     bladder R93.41  
     breast R92.8  
     central nervous system NEC R90.89  
     cerebrovascular NEC R90.89  
     coronary circulation R93.1  
     digestive tract NEC R93.3  
     gastrointestinal (tract) R93.3  
     genitourinary organs R93.89  
     head R93.0  
     heart R93.1  
     intrathoracic organ NEC R93.89  
     kidney R93.42   
     limbs R93.6  
     liver R93.2  
     lung (field) R91.8  
     musculoskeletal system NEC R93.7  
     renal pelvis R93.41  
     retroperitoneum R93.5  
     site specified NEC R93.89  
     skin and subcutaneous tissue R93.89  
     skull R93.0  
     testis R93.81   
     urinary organs specified NEC R93.49  
     ureter R93.41  
 direction, teeth, fully erupted M26.30  
 ear ossicles, acquired NEC H74.39   
     ankylosis — see Ankylosis, ear ossicles  
     discontinuity — see Discontinuity, ossicles, ear  
     partial loss — see Loss, ossicles, ear (partial)  
 Ebstein Q22.5  
 echocardiogram R93.1  
 echoencephalogram R90.81  
 echogram — see Abnormal, diagnostic imaging  
 electrocardiogram [ECG] [EKG] R94.31  
 electroencephalogram [EEG] R94.01  
 electrolyte — see Imbalance, electrolyte  
 electromyogram [EMG] R94.131  
 electro-oculogram [EOG] R94.110  
 electrophysiological intracardiac studies R94.39  
 electroretinogram [ERG] R94.111  
 erythrocytes  
     congenital, with perinatal jaundice D58.9  
 feces (color) (contents) (mucus) R19.5  
 finding — see Findings, abnormal, without diagnosis  
 fluid  
     amniotic — see Abnormal, specimen, specified  
     cerebrospinal — see Abnormal, cerebrospinal fluid  
     peritoneal — see Abnormal, specimen, digestive organs  
     pleural — see Abnormal, specimen, respiratory organs  
     synovial — see Abnormal, specimen, specified  
     thorax (bronchial washings) (pleural fluid) — see Abnormal, specimen, respiratory organs  
     vaginal — see Abnormal, specimen, female genital organs  
 form  
     teeth K00.2  
     uterus — see Anomaly, uterus  
 function studies  
     auditory R94.120  
     bladder R94.8  
     brain R94.09  
     cardiovascular R94.30  
     ear R94.128  
     endocrine NEC R94.7  
     eye NEC R94.118  
     kidney R94.4  
     liver R94.5

## Abrasion - Abscess

Abrasion — *continued*

flank S30.811 ☑  
 foot (except toe(s) alone) S90.81 ☑  
   toe — see Abrasion, toe  
 forearm S50.81 ☑  
   elbow only — see Abrasion, elbow  
 forehead S00.81 ☑  
 genital organs, external  
   female S30.816 ☑  
   male S30.815 ☑  
 groin S30.811 ☑  
 gum S00.512 ☑  
 hand S60.51 ☑  
 head S00.91 ☑  
   ear — see Abrasion, ear  
   eyelid — see Abrasion, eyelid  
   lip S00.511 ☑  
   nose S00.31 ☑  
   oral cavity S00.512 ☑  
   scalp S00.01 ☑  
   specified site NEC S00.81 ☑  
 heel — see Abrasion, foot  
 hip S70.21 ☑  
 inguinal region S30.811 ☑  
 interscapular region S20.419 ☑  
 jaw S00.81 ☑  
 knee S80.21 ☑  
 labium (majus) (minus) S30.814 ☑  
 larynx S10.11 ☑  
 leg (lower) S80.81 ☑  
   knee — see Abrasion, knee  
   upper — see Abrasion, thigh  
 lip S00.511 ☑  
 lower back S30.810 ☑  
 lumbar region S30.810 ☑  
 malar region S00.81 ☑  
 mammary — see Abrasion, breast  
 mastoid region S00.81 ☑  
 mouth S00.512 ☑  
 nail  
   finger — see Abrasion, finger  
   toe — see Abrasion, toe  
 nape S10.81 ☑  
 nasal S00.31 ☑  
 neck S10.91 ☑  
   specified site NEC S10.81 ☑  
   throat S10.11 ☑  
 nose S00.31 ☑  
 occipital region S00.01 ☑  
 oral cavity S00.512 ☑  
 orbital region — see Abrasion, eyelid  
 palate S00.512 ☑  
 palm — see Abrasion, hand  
 parietal region S00.01 ☑  
 pelvis S30.810 ☑  
 penis S30.812 ☑  
 perineum  
   female S30.814 ☑  
   male S30.810 ☑  
 periocular area — see Abrasion, eyelid  
 phalanges  
   finger — see Abrasion, finger  
   toe — see Abrasion, toe  
 pharynx S10.11 ☑  
 pinna — see Abrasion, ear  
 popliteal space — see Abrasion, knee  
 prepuce S30.812 ☑  
 pubic region S30.810 ☑  
 pudendum  
   female S30.816 ☑  
   male S30.815 ☑  
 sacral region S30.810 ☑  
 scalp S00.01 ☑  
 scapular region — see Abrasion, shoulder  
 scrotum S30.813 ☑  
 shin — see Abrasion, leg  
 shoulder S40.21 ☑  
 skin NEC T14.8 ☑  
 sternal region S20.319 ☑  
 submaxillary region S00.81 ☑  
 submental region S00.81 ☑  
 subungual  
   finger(s) — see Abrasion, finger  
   toe(s) — see Abrasion, toe  
 supraclavicular fossa S10.81 ☑  
 supraorbital S00.81 ☑  
 temple S00.81 ☑  
 temporal region S00.81 ☑  
 testis S30.813 ☑  
 thigh S70.31 ☑  
 thorax, thoracic (wall) S20.91 ☑  
   back S20.41 ☑  
   front S20.31 ☑

Abrasion — *continued*

throat S10.11 ☑  
 thumb S60.31 ☑  
 toe(s) (lesser) S90.416 ☑  
   great S90.41 ☑  
 tongue S00.512 ☑  
 tooth, teeth (dentifrice) (habitual) (hard tissues)  
   (occupational) (ritual) (traditional) K03.1  
 trachea S10.11 ☑  
 tunica vaginalis S30.813 ☑  
 tympanum, tympanic membrane — see Abrasion,  
   ear  
 uvula S00.512 ☑  
 vagina S30.814 ☑  
 vocal cords S10.11 ☑  
 vulva S30.814 ☑  
 wrist S60.81 ☑

## Abrism — see Poisoning, food, noxious, plant

## Abruptio placentae O45.9 ☑

## with

afibrinogenemia O45.01 ☑  
 coagulation defect O45.00 ☑  
   specified NEC O45.09 ☑  
 disseminated intravascular coagulation O45.02 ☑  
 hypofibrinogenemia O45.01 ☑  
 specified NEC O45.8 ☑

## Abruptio, placenta — see Abruptio placentae

## Abscess (connective tissue) (embolic) (fistulous) (infective) (metastatic) (multiple) (pernicious) (pyogenic) (septic) L02.91

## with

diverticular disease (intestine) K57.80  
 with bleeding K57.81  
   large intestine K57.20  
     with  
       bleeding K57.21  
       small intestine K57.40  
       with bleeding K57.41  
     small intestine K57.00  
       with  
       bleeding K57.01  
       large intestine K57.40  
       with bleeding K57.41  
 lymphangitis - code by site under Abscess

## abdomen, abdominal

## cavity K65.1

## wall L02.211

## abdominopelvic K65.1

## accessory sinus — see Sinusitis

## adrenal (capsule) (gland) E27.8

## alveolar K04.7

## with sinus K04.6

## amebic A06.4

## brain (and liver or lung abscess) A06.6

## genitourinary tract A06.82

## liver (without mention of brain or lung abscess)

## A06.4

## lung (and liver) (without mention of brain

## abscess) A06.5

## specified site NEC A06.89

## spleen A06.89

## anaerobic A48.0

## ankle — see Abscess, lower limb

## anorectal K61.2

## antecubital space — see Abscess, upper limb

## antrum (chronic) (Highmore) — see Sinusitis,

## maxillary

## anus K61.0

## apical (tooth) K04.7

## with sinus (alveolar) K04.6

## appendix K35.33

## areola (acute) (chronic) (nonpuerperal) N61.1

## puerperal, postpartum or gestational — see

## Infection, nipple

## arm (any part) — see Abscess, upper limb

## artery (wall) I77.89

## atheromatous I77.2

## auricle, ear — see Abscess, ear, external

## axilla (region) L02.41 ☑

## lymph gland or node L04.2

## back (any part, except buttock) L02.212

## Bartholin's gland N75.1

## with

## abortion — see Abortion, by type complicated

## by, sepsis

## ectopic or molar pregnancy O08.0

## following ectopic or molar pregnancy O08.0

## Bezold's — see Mastoiditis, acute

## bilharziasis B65.1

## bladder (wall) — see Cystitis, specified type NEC

Abscess — *continued*

bone (subperiosteal) (see also Osteomyelitis, specified type NEC)  
 accessory sinus (chronic) — see Sinusitis  
 chronic or old — see Osteomyelitis, chronic  
 jaw (lower) (upper) M27.2  
 mastoid — see Mastoiditis, acute, subperiosteal  
 petrous — see Petrositis  
 spinal (tuberculous) A18.01  
   nontuberculous — see Osteomyelitis, vertebra  
 bowel K63.0  
 brain (any part) (cystic) (otogenic) G06.0  
   amebic (with abscess of any other site) A06.6  
   gonococcal A54.82  
   phemycotic (chromomycotic) B43.1  
   tuberculous A17.81  
 breast (acute) (chronic) (nonpuerperal) N61.1  
   newborn P39.0  
   puerperal, postpartum, gestational — see  
     Mastitis, obstetric, purulent  
 broad ligament N73.2  
   acute N73.0  
   chronic N73.1  
 Brodie's (localized) (chronic) M86.8X ☑  
 bronchi J98.09  
 buccal cavity K12.2  
 bulbourethral gland N34.0  
 bursa M71.00  
   ankle M71.07 ☑  
   elbow M71.02 ☑  
   foot M71.07 ☑  
   hand M71.04 ☑  
   hip M71.05 ☑  
   knee M71.06 ☑  
   multiple sites M71.09  
   pharyngeal J39.1  
   shoulder M71.01 ☑  
   specified site NEC M71.08  
   wrist M71.03 ☑  
 buttock L02.31  
 canthus — see Blepharconjunctivitis  
 cartilage — see Disorder, cartilage, specified type  
   NEC  
 cecum K35.33  
 cerebellum, cerebellar G06.0  
   sequelae G09  
 cerebral (embolic) G06.0  
   sequelae G09  
 cervical (meaning neck) L02.11  
   lymph gland or node L04.0  
 cervix (stump) (uteri) — see Cervicitis  
 cheek (external) L02.01  
   inner K12.2  
 chest J86.9  
   with fistula J86.0  
   wall L02.213  
 chin L02.01  
 choroid — see Inflammation, chorioretinal  
 circumtonsillar J36  
 cold (lung) (tuberculous) (see also Tuberculosis,  
   abscess, lung)  
   articular — see Tuberculosis, joint  
 colon (wall) K63.0  
 colostomy K94.02  
 conjunctiva — see Conjunctivitis, acute  
 cornea H16.31 ☑  
 corpus  
   cavernosum N48.21  
   luteum — see Oophoritis  
 Cowper's gland N34.0  
 cranium G06.0  
 cul-de-sac (Douglas') (posterior) — see Peritonitis,  
   pelvic, female  
 cutaneous — see Abscess, by site  
 dental K04.7  
   with sinus (alveolar) K04.6  
 dentoalveolar K04.7  
   with sinus K04.6  
 diaphragm, diaphragmatic K65.1  
 Douglas' cul-de-sac or pouch — see Peritonitis,  
   pelvic, female  
 Dubois A50.59  
 ear (middle) (see also Otitis, media, suppurative)  
   acute — see Otitis, media, suppurative, acute  
   external H60.0 ☑  
 entamebic — see Abscess, amebic  
 enterostomy K94.12  
 epididymis N45.4  
 epidural G06.2  
   brain G06.0  
   spinal cord G06.1  
 epiglottis J38.7

# ICD-10-CM Table of Neoplasms

The list below gives the code numbers for neoplasms by anatomical site. For each site there are six possible code numbers according to whether the neoplasm in question is malignant, benign, in situ, of uncertain behavior, or of unspecified nature. The description of the neoplasm will often indicate which of the six columns is appropriate; e.g., malignant melanoma of skin, benign fibroadenoma of breast, carcinoma in situ of cervix uteri.

Where such descriptors are not present, the remainder of the Index should be consulted where guidance is given to the appropriate column for each morphological (histological) variety listed; e.g., Mesonephroma—see Neoplasm, malignant; Embryoma—see also Neoplasm, uncertain behavior; Disease, Bowen's—see Neoplasm, skin, in situ. However, the guidance in the Index can be overridden if one of the descriptors mentioned above is present; e.g., malignant adenoma of colon is coded to C18.9 and not to D12.6 as the adjective 'malignant' overrides the Index entry 'Adenoma—see also Neoplasm, benign.'

Codes listed with a dash (-) following the code have a required additional character for laterality. The Tabular List must be reviewed for the complete code.

Neoplasm	Malignant Primary	Malignant Secondary	Ca in situ	Benign	Uncertain Behavior	Unspecified Behavior
<b>Neoplasm, neoplastic</b>	C80.1	C79.9	D09.9	D36.9	D48.9	D49.9
abdomen, abdominal	C76.2	C79.8-	D09.8	D36.7	D48.7	D49.89
cavity	C76.2	C79.8-	D09.8	D36.7	D48.7	D49.89
organ	C76.2	C79.8-	D09.8	D36.7	D48.7	D49.89
viscera	C76.2	C79.8-	D09.8	D36.7	D48.7	D49.89
wall (see also Neoplasm, abdomen, wall, skin)	C44.509	C79.2-	D04.5	D23.5	D48.5	D49.2
connective tissue	C49.4	C79.8-	-	D21.4	D48.1	D49.2
skin	C44.509	-	-	-	-	-
basal cell carcinoma	C44.519	-	-	-	-	-
specified type NEC	C44.599	-	-	-	-	-
squamous cell carcinoma	C44.529	-	-	-	-	-
abdominopelvic	C76.8	C79.8-	-	D36.7	D48.7	D49.89
accessory sinus — see Neoplasm, sinus						
acoustic nerve	C72.4-	C79.49	-	D33.3	D43.3	D49.7
adenoid (pharynx) (tissue)	C11.1	C79.89	D00.08	D10.6	D37.05	D49.0
adipose tissue (see also Neoplasm, connective tissue)	C49.4	C79.89	-	D21.9	D48.1	D49.2
adnexa (uterine)	C57.4	C79.89	D07.39	D28.7	D39.8	D49.59
adrenal	C74.9-	C79.7-	D09.3	D35.0-	D44.1-	D49.7
capsule	C74.9-	C79.7-	D09.3	D35.0-	D44.1-	D49.7
cortex	C74.0-	C79.7-	D09.3	D35.0-	D44.1-	D49.7
gland	C74.9-	C79.7-	D09.3	D35.0-	D44.1-	D49.7
medulla	C74.1-	C79.7-	D09.3	D35.0-	D44.1-	D49.7
ala nasi (external) (see also Neoplasm, skin, nose)	C44.301	C79.2	D04.39	D23.39	D48.5	D49.2
alimentary canal or tract NEC	C26.9	C78.80	D01.9	D13.9	D37.9	D49.0
alveolar	C03.9	C79.89	D00.03	D10.39	D37.09	D49.0
mucosa	C03.9	C79.89	D00.03	D10.39	D37.09	D49.0
lower	C03.1	C79.89	D00.03	D10.39	D37.09	D49.0
upper	C03.0	C79.89	D00.03	D10.39	D37.09	D49.0
ridge or process	C41.1	C79.51	-	D16.5-	D48.0	D49.2
carcinoma	C03.9	C79.8-	-	-	-	-
lower	C03.1	C79.8-	-	-	-	-
upper	C03.0	C79.8-	-	-	-	-
lower	C41.1	C79.51	-	D16.5-	D48.0	D49.2
mucosa	C03.9	C79.89	D00.03	D10.39	D37.09	D49.0
lower	C03.1	C79.89	D00.03	D10.39	D37.09	D49.0
upper	C03.0	C79.89	D00.03	D10.39	D37.09	D49.0
upper	C41.0	C79.51	-	D16.4-	D48.0	D49.2
sulcus	C06.1	C79.89	D00.02	D10.39	D37.09	D49.0
alveolus	C03.9	C79.89	D00.03	D10.39	D37.09	D49.0
lower	C03.1	C79.89	D00.03	D10.39	D37.09	D49.0
upper	C03.0	C79.89	D00.03	D10.39	D37.09	D49.0
ampulla of Vater	C24.1	C78.89	D01.5	D13.5	D37.6	D49.0
ankle NEC	C76.5-	C79.89	D04.7-	D36.7	D48.7	D49.89
anorectum, anorectal (junction)	C21.8	C78.5	D01.3	D12.9	D37.8	D49.0
antecubital fossa or space	C76.4-	C79.89	D04.6-	D36.7	D48.7	D49.89
antrum (Highmore) (maxillary)	C31.0	C78.39	D02.3	D14.0	D38.5	D49.1
pyloric	C16.3	C78.89	D00.2	D13.1	D37.1	D49.0
tymppanicum	C30.1	C78.39	D02.3	D14.0	D38.5	D49.1
anus, anal	C21.0	C78.5	D01.3	D12.9	D37.8	D49.0
canal	C21.1	C78.5	D01.3	D12.9	D37.8	D49.0
cloacogenic zone	C21.2	C78.5	D01.3	D12.9	D37.8	D49.0
margin (see also Neoplasm, anus, skin)	C44.500	C79.2	D04.5	D23.5	D48.5	D49.2
overlapping lesion with rectosigmoid junction or rectum	C21.8	-	-	-	-	-
skin	C44.500	C79.2	D04.5	D23.5	D48.5	D49.2
basal cell carcinoma	C44.510	-	-	-	-	-
specified type NEC	C44.590	-	-	-	-	-
squamous cell carcinoma	C44.520	-	-	-	-	-
sphincter	C21.1	C78.5	D01.3	D12.9	D37.8	D49.0
aorta (thoracic)	C49.3	C79.89	-	D21.3	D48.1	D49.2
abdominal	C49.4	C79.89	-	D21.4	D48.1	D49.2
aortic body	C75.5	C79.89	-	D35.6	D44.7	D49.7

Neoplasm	Malignant Primary	Malignant Secondary	Ca in situ	Benign	Uncertain Behavior	Unspecified Behavior
aponeurosis	C49.9	C79.89	-	D21.9	D48.1	D49.2
palmar	C49.1-	C79.89	-	D21.1-	D48.1	D49.2
plantar	C49.2-	C79.89	-	D21.2-	D48.1	D49.2
appendix	C18.1	C78.5	D01.0	D12.1	D37.3	D49.0
arachnoid	C70.9	C79.49	-	D32.9	D42.9	D49.7
cerebral	C70.0	C79.32	-	D32.0	D42.0	D49.7
spinal	C70.1	C79.49	-	D32.1	D42.1	D49.7
areola	C50.0-	C79.81	D05.-	D24.-	D48.6-	D49.3
arm NEC	C76.4-	C79.89	D04.6-	D36.7	D48.7	D49.89
artery — see Neoplasm, connective tissue						
aryepiglottic fold	C13.1	C79.89	D00.08	D10.7	D37.05	D49.0
hypopharyngeal aspect	C13.1	C79.89	D00.08	D10.7	D37.05	D49.0
laryngeal aspect	C32.1	C78.39	D02.0	D14.1	D38.0	D49.1
marginal zone	C13.1	C79.89	D00.08	D10.7	D37.05	D49.0
arytenoid (cartilage)	C32.3	C78.39	D02.0	D14.1	D38.0	D49.1
fold — see Neoplasm, aryepiglottic						
associated with transplanted organ	C80.2	-	-	-	-	-
atlas	C41.2	C79.51	-	D16.6	D48.0	D49.2
atrium, cardiac	C38.0	C79.89	-	D15.1	D48.7	D49.89
auditory						
canal (external) (skin)	C44.20-	C79.2	D04.2-	D23.2-	D48.5	D49.2
internal	C30.1	C78.39	D02.3	D14.0	D38.5	D49.1
nerve	C72.4-	C79.49	-	D33.3	D43.3	D49.7
tube	C30.1	C78.39	D02.3	D14.0	D38.5	D49.1
opening	C11.2	C79.89	D00.08	D10.6	D37.05	D49.0
auricle, ear (see also Neoplasm, skin, ear)	C44.20-	C79.2	D04.2-	D23.2-	D48.5	D49.2
auricular canal (external) (see also Neoplasm, skin, ear)	C44.20-	C79.2	D04.2-	D23.2-	D48.5	D49.2
internal	C30.1	C78.39	D02.3	D14.0	D38.5	D49.2
autonomic nerve or nervous system NEC (see Neoplasm, nerve, peripheral)						
axilla, axillary	C76.1	C79.89	D09.8	D36.7	D48.7	D49.89
fold (see also Neoplasm, skin, trunk)	C44.509	C79.2	D04.5	D23.5	D48.5	D49.2
back NEC	C76.8	C79.89	D04.5	D23.5	D48.7	D49.89
Bartholin's gland	C51.0	C79.82	D07.1	D28.0	D39.8	D49.59
basal ganglia	C71.0	C79.31	-	D33.0	D43.0	D49.6
basis pedunculi	C71.7	C79.31	-	D33.1	D43.1	D49.6
bile or biliary (tract)	C24.9	C78.89	D01.5	D13.5	D37.6	D49.0
canaliculi (biliferi) (intrahepatic)	C22.1	C78.7	D01.5	D13.4	D37.6	D49.0
canals, interlobular	C22.1	C78.89	D01.5	D13.4	D37.6	D49.0
duct or passage (common) (cystic) (extrahepatic)	C24.0	C78.89	D01.5	D13.5	D37.6	D49.0
interlobular	C22.1	C78.89	D01.5	D13.4	D37.6	D49.0
intrahepatic	C22.1	C78.7	D01.5	D13.4	D37.6	D49.0
and extrahepatic	C24.8	C78.89	D01.5	D13.5	D37.6	D49.0
bladder (urinary)	C67.9	C79.11	D09.0	D30.3	D41.4	D49.4
dome	C67.1	C79.11	D09.0	D30.3	D41.4	D49.4
neck	C67.5	C79.11	D09.0	D30.3	D41.4	D49.4
orifice	C67.9	C79.11	D09.0	D30.3	D41.4	D49.4
ureteric	C67.6	C79.11	D09.0	D30.3	D41.4	D49.4
urethral	C67.5	C79.11	D09.0	D30.3	D41.4	D49.4
overlapping lesion	C67.8	-	-	-	-	-
sphincter	C67.8	C79.11	D09.0	D30.3	D41.4	D49.4
trigone	C67.0	C79.11	D09.0	D30.3	D41.4	D49.4
urachus	C67.7	C79.11	D09.0	D30.3	D41.4	D49.4
wall	C67.9	C79.11	D09.0	D30.3	D41.4	D49.4
anterior	C67.3	C79.11	D09.0	D30.3	D41.4	D49.4
lateral	C67.2	C79.11	D09.0	D30.3	D41.4	D49.4
posterior	C67.4	C79.11	D09.0	D30.3	D41.4	D49.4
blood vessel — see Neoplasm, connective tissue						
bone (periosteum)	C41.9	C79.51	-	D16.9-	D48.0	D49.2
acetabulum	C41.4	C79.51	-	D16.8-	D48.0	D49.2
ankle	C40.3-	C79.51	-	D16.3-	-	-
arm NEC	C40.0-	C79.51	-	D16.0-	-	-
astragalus	C40.3-	C79.51	-	D16.3-	-	-
atlas	C41.2	C79.51	-	D16.6-	D48.0	D49.2
axis	C41.2	C79.51	-	D16.6-	D48.0	D49.2
back NEC	C41.2	C79.51	-	D16.6-	D48.0	D49.2
calcaneus	C40.3-	C79.51	-	D16.3-	-	-
calvarium	C41.0	C79.51	-	D16.4-	D48.0	D49.2
carpus (any)	C40.1-	C79.51	-	D16.1-	-	-
cartilage NEC	C41.9	C79.51	-	D16.9-	D48.0	D49.2
clavicle	C41.3	C79.51	-	D16.7-	D48.0	D49.2
clivus	C41.0	C79.51	-	D16.4-	D48.0	D49.2
coccygeal vertebra	C41.4	C79.51	-	D16.8-	D48.0	D49.2
coccyx	C41.4	C79.51	-	D16.8-	D48.0	D49.2
costal cartilage	C41.3	C79.51	-	D16.7-	D48.0	D49.2
costovertebral joint	C41.3	C79.51	-	D16.7-	D48.0	D49.2
cranial	C41.0	C79.51	-	D16.4-	D48.0	D49.2
cuboid	C40.3-	C79.51	-	D16.3-	-	-
cuneiform	C41.9	C79.51	-	D16.9-	D48.0	D49.2
elbow	C40.0-	C79.51	-	D16.0-	-	-





# ICD-10-CM Index to External Causes of Injuries

The vertical yellow line appears at the 2nd and 4th indentations throughout the index.

## A

**Abandonment** (causing exposure to weather conditions) (with intent to injure or kill) NEC X58 ☑  
**Abuse** (adult) (child) (mental) (physical) (sexual) X58 ☑  
**Accident** (to) X58 ☑  
 aircraft (in transit) (powered) (see also Accident, transport, aircraft)  
 due to, caused by cataclysm — see Forces of nature, by type  
 animal-rider — see Accident, transport, animal-rider  
 animal-drawn vehicle — see Accident, transport, animal-drawn vehicle occupant  
 automobile — see Accident, transport, car occupant  
 bare foot water skier V94.4 ☑  
 boat, boating (see also Accident, watercraft)  
 striking swimmer  
 powered V94.11 ☑  
 unpowered V94.12 ☑  
 bus — see Accident, transport, bus occupant  
 cable car, not on rails V98.0 ☑  
 on rails — see Accident, transport, streetcar occupant  
 car — see Accident, transport, car occupant  
 caused by, due to  
 animal NEC W64 ☑  
 chain hoist W24.0 ☑  
 cold (excessive) — see Exposure, cold  
 corrosive liquid, substance — see Table of Drugs and Chemicals  
 cutting or piercing instrument — see Contact, with, by type of instrument  
 drive belt W24.0 ☑  
 electric  
 current — see Exposure, electric current  
 motor (see also Contact, with, by type of machine) W31.3 ☑  
 current (of) W86.8 ☑  
 environmental factor NEC X58 ☑  
 explosive material — see Explosion  
 fire, flames — see Exposure, fire  
 firearm missile — see Discharge, firearm by type  
 heat (excessive) — see Heat  
 hot — see Contact, with, hot  
 ignition — see Ignition  
 lifting device W24.0 ☑  
 lightning — see subcategory T75.0 ☑  
 causing fire — see Exposure, fire  
 machine, machinery — see Contact, with, by type of machine  
 natural factor NEC X58 ☑  
 pulley (block) W24.0 ☑  
 radiation — see Radiation  
 steam X13.1 ☑  
 inhalation X13.0 ☑  
 pipe X16 ☑  
 thunderbolt — see subcategory T75.0 ☑  
 causing fire — see Exposure, fire  
 transmission device W24.1 ☑  
 coach — see Accident, transport, bus occupant  
 coal car — see Accident, transport, industrial vehicle occupant  
 diving (see also Fall, into, water)  
 with  
 drowning or submersion — see Drowning  
 forklift — see Accident, transport, industrial vehicle occupant  
 heavy transport vehicle NOS — see Accident, transport, truck occupant  
 ice yacht V98.2 ☑  
 in  
 medical, surgical procedure  
 as, or due to misadventure — see Misadventure causing an abnormal reaction or later complication without mention of misadventure (see also Complication of or following, by type of procedure) Y84.9  
 land yacht V98.1 ☑  
 late effect of — see W00-X58 with 7th character S  
 logging car — see Accident, transport, industrial vehicle occupant  
 machine, machinery (see also Contact, with, by type of machine)  
 on board watercraft V93.69 ☑  
 explosion — see Explosion, in, watercraft

**Accident — continued**  
 machine — continued  
 fire — see Burn, on board watercraft  
 powered craft V93.63 ☑  
 ferry boat V93.61 ☑  
 fishing boat V93.62 ☑  
 jetskis V93.63 ☑  
 liner V93.61 ☑  
 merchant ship V93.60 ☑  
 passenger ship V93.61 ☑  
 sailboat V93.64 ☑  
 mine tram — see Accident, transport, industrial vehicle occupant  
 mobility scooter (motorized) — see Accident, transport, pedestrian, conveyance, specified type NEC  
 motor scooter — see Accident, transport, motorcyclist  
 motor vehicle NOS (traffic) (see also Accident, transport) V89.2 ☑  
 nontraffic V89.0 ☑  
 three-wheeled NOS — see Accident, transport, three-wheeled motor vehicle occupant  
 motorcycle NOS — see Accident, transport, motorcyclist  
 nonmotor vehicle NOS (nontraffic) (see also Accident, transport) V89.1 ☑  
 traffic NOS V89.3 ☑  
 nontraffic (victim's mode of transport NOS) V88.9 ☑  
 collision (between) V88.7 ☑  
 bus and truck V88.5 ☑  
 car and:  
 bus V88.3 ☑  
 pickup V88.2 ☑  
 three-wheeled motor vehicle V88.0 ☑  
 train V88.6 ☑  
 truck V88.4 ☑  
 two-wheeled motor vehicle V88.0 ☑  
 van V88.2 ☑  
 specified vehicle NEC and:  
 three-wheeled motor vehicle V88.1 ☑  
 two-wheeled motor vehicle V88.1 ☑  
 known mode of transport — see Accident, transport, by type of vehicle  
 noncollision V88.8 ☑  
 on board watercraft V93.89 ☑  
 powered craft V93.83 ☑  
 ferry boat V93.81 ☑  
 fishing boat V93.82 ☑  
 jetskis V93.83 ☑  
 liner V93.81 ☑  
 merchant ship V93.80 ☑  
 passenger ship V93.81 ☑  
 unpowered craft V93.88 ☑  
 canoe V93.85 ☑  
 inflatable V93.86 ☑  
 in tow  
 recreational V94.31 ☑  
 specified NEC V94.32 ☑  
 kayak V93.85 ☑  
 sailboat V93.84 ☑  
 surf-board V93.88 ☑  
 water skis V93.87 ☑  
 windsurfer V93.88 ☑  
 parachutist V97.29 ☑  
 entangled in object V97.21 ☑  
 injured on landing V97.22 ☑  
 pedal cycle — see Accident, transport, pedal cyclist  
 pedestrian (on foot)  
 with  
 another pedestrian W51 ☑  
 with fall W03 ☑  
 due to ice or snow W00.0 ☑  
 on pedestrian conveyance NEC V00.09 ☑  
 rider of  
 hoverboard V00.038 ☑  
 Segway V00.038 ☑  
 standing  
 electric scooter V00.031 ☑  
 micro-mobility pedestrian conveyance NEC V00.038 ☑  
 roller skater (in-line) V00.01 ☑  
 skate boarder V00.02 ☑  
 transport vehicle — see Accident, transport on pedestrian conveyance — see Accident, transport, pedestrian, conveyance

**Accident — continued**  
 pick-up truck or van — see Accident, transport, pickup truck occupant  
 quarry truck — see Accident, transport, industrial vehicle occupant  
 railway vehicle (any) (in motion) — see Accident, transport, railway vehicle occupant  
 due to cataclysm — see Forces of nature, by type  
 scooter (non-motorized) — see Accident, transport, pedestrian, conveyance, scooter  
 sequelae of — see W00-X58 with 7th character S  
 skateboard — see Accident, transport, pedestrian, conveyance, skateboard  
 ski (ing) — see Accident, transport, pedestrian, conveyance  
 lift V98.3 ☑  
 specified cause NEC X58 ☑  
 streetcar — see Accident, transport, streetcar occupant  
 traffic (victim's mode of transport NOS) V87.9 ☑  
 collision (between) V87.7 ☑  
 bus and truck V87.5 ☑  
 car and:  
 bus V87.3 ☑  
 pickup V87.2 ☑  
 three-wheeled motor vehicle V87.0 ☑  
 train V87.6 ☑  
 truck V87.4 ☑  
 two-wheeled motor vehicle V87.0 ☑  
 van V87.2 ☑  
 specified vehicle NEC V86.39 ☑  
 and  
 three-wheeled motor vehicle V87.1 ☑  
 two-wheeled motor vehicle V87.1 ☑  
 driver V86.09 ☑  
 person on outside V86.29 ☑  
 passenger V86.19 ☑  
 while boarding or alighting V86.49 ☑  
 known mode of transport — see Accident, transport, by type of vehicle  
 noncollision V87.8 ☑  
 transport (involving injury to) V99 ☑  
 18 wheeler — see Accident, transport, truck occupant  
 agricultural vehicle occupant (nontraffic) V84.9 ☑  
 driver V84.5 ☑  
 hanger-on V84.7 ☑  
 passenger V84.6 ☑  
 traffic V84.3 ☑  
 driver V84.0 ☑  
 hanger-on V84.2 ☑  
 passenger V84.1 ☑  
 while boarding or alighting V84.4 ☑  
 aircraft NEC V97.89 ☑  
 military NEC V97.818 ☑  
 with civilian aircraft V97.810 ☑  
 civilian injured by V97.811 ☑  
 occupant injured (in)  
 nonpowered craft accident V96.9 ☑  
 balloon V96.00 ☑  
 collision V96.03 ☑  
 crash V96.01 ☑  
 explosion V96.05 ☑  
 fire V96.04 ☑  
 forced landing V96.02 ☑  
 specified type NEC V96.09 ☑  
 glider V96.20 ☑  
 collision V96.23 ☑  
 crash V96.21 ☑  
 explosion V96.25 ☑  
 fire V96.24 ☑  
 forced landing V96.22 ☑  
 specified type NEC V96.29 ☑  
 hang glider V96.10 ☑  
 collision V96.13 ☑  
 crash V96.11 ☑  
 explosion V96.15 ☑  
 fire V96.14 ☑  
 forced landing V96.12 ☑  
 specified type NEC V96.19 ☑  
 specified craft NEC V96.8 ☑  
 powered craft accident V95.9 ☑  
 fixed wing NEC  
 commercial V95.30 ☑  
 collision V95.33 ☑  
 crash V95.31 ☑



## Assault - Burn

**Assault** — *continued*  
 pushing — *continued*  
   motor vehicle Y02.0 ☑  
   subway train Y02.1 ☑  
   train Y02.1 ☑  
 from high place Y01 ☑  
 rape T74.2 ☑  
 scalding — see Assault, burning  
 sequelae of — see X92-Y08 with 7th character S  
 sexual (by bodily force) T74.2 ☑  
 shooting — see Assault, firearm  
 specified means NEC Y08.89 ☑  
 stab, any part of body — see Assault, cutting or  
   piercing instrument  
 steam X98.0 ☑  
 striking against  
   other person Y04.2 ☑  
   sports equipment Y08.09 ☑  
     baseball bat Y08.02 ☑  
     hockey stick Y08.01 ☑  
 struck by  
   sports equipment Y08.09 ☑  
     baseball bat Y08.02 ☑  
     hockey stick Y08.01 ☑  
 submersion — see Assault, drowning  
 violence Y09  
 weapon Y09  
   blunt Y00 ☑  
   cutting or piercing — see Assault, cutting or  
     piercing instrument  
   firearm — see Assault, firearm  
 wound Y09  
   cutting — see Assault, cutting or piercing  
     instrument  
   gunshot — see Assault, firearm  
   knife X99.1 ☑  
   piercing — see Assault, cutting or piercing  
     instrument  
   puncture — see Assault, cutting or piercing  
     instrument  
   stab — see Assault, cutting or piercing instrument  
**Attack by mammals NEC W55.89** ☑  
**Avalanche** — see Landslide  
**Aviator's disease** — see Air, pressure

## B

**Barotitis**, barodontalgia, barosinusitis, barotrauma (otitic) (sinus) — see Air, pressure  
**Battered** (baby) (child) (person) (syndrome) X58 ☑  
**Bayonet** wound W26.1 ☑  
 in  
   legal intervention — see Legal, intervention, sharp object, bayonet  
   war operations — see War operations, combat stated as undetermined whether accidental or intentional Y28.8 ☑  
   suicide (attempt) X78.2 ☑  
**Bean** in nose — see categories T17 ☑ and T18 ☑  
**Bed** set on fire NEC — see Exposure, fire, uncontrolled, building, bed  
**Beheading** (by guillotine)  
   homicide X99.9 ☑  
   legal execution — see Legal, intervention  
**Bending**, injury in (prolonged) (static) X50.1 ☑  
**Bends** — see Air, pressure, change  
**Bite**, bitten by  
   alligator W58.01 ☑  
   arthropod (nonvenomous) NEC W57 ☑  
   bull W55.21 ☑  
   cat W55.01 ☑  
   cow W55.21 ☑  
   crocodile W58.11 ☑  
   dog W54.0 ☑  
   goat W55.31 ☑  
   hoof stock NEC W55.31 ☑  
   horse W55.11 ☑  
   human being (accidentally) W50.3 ☑  
     with intent to injure or kill Y04.1 ☑  
     as, or caused by, a crowd or human stampede (with fall) W52 ☑  
   assault Y04.1 ☑  
   homicide (attempt) Y04.1 ☑  
   in  
     fight Y04.1 ☑  
   insect (nonvenomous) W57 ☑  
   lizard (nonvenomous) W59.01 ☑  
   mammal NEC W55.81 ☑  
     marine W56.31 ☑  
   marine animal (nonvenomous) W56.81 ☑

**Bite** — *continued*  
 millipede W57 ☑  
 moray eel W56.51 ☑  
 mouse W53.01 ☑  
 person(s) (accidentally) W50.3 ☑  
   with intent to injure or kill Y04.1 ☑  
   as, or caused by, a crowd or human stampede (with fall) W52 ☑  
 assault Y04.1 ☑  
 homicide (attempt) Y04.1 ☑  
 in  
   fight Y04.1 ☑  
 pig W55.41 ☑  
 raccoon W55.51 ☑  
 rat W53.11 ☑  
 reptile W59.81 ☑  
   lizard W59.01 ☑  
   snake W59.11 ☑  
   turtle W59.21 ☑  
   terrestrial W59.81 ☑  
 rodent W53.81 ☑  
   mouse W53.01 ☑  
   rat W53.11 ☑  
   specified NEC W53.81 ☑  
   squirrel W53.21 ☑  
 shark W56.41 ☑  
 sheep W55.31 ☑  
 snake (nonvenomous) W59.11 ☑  
 spider (nonvenomous) W57 ☑  
 squirrel W53.21 ☑  
**Blast** (air) in war operations — see War operations, blast  
**Blizzard** X37.2 ☑  
**Blood** alcohol level Y90.9  
   less than 20mg/100ml Y90.0  
   presence in blood, level not specified Y90.9  
   20-39mg/100ml Y90.1  
   40-59mg/100ml Y90.2  
   60-79mg/100ml Y90.3  
   80-99mg/100ml Y90.4  
   100-119mg/100ml Y90.5  
   120-199mg/100ml Y90.6  
   200-239mg/100ml Y90.7  
**Blow** X58 ☑  
   by law-enforcing agent, police (on duty) — see Legal, intervention, manhandling  
   blunt object — see Legal, intervention, blunt object  
**Blowing** up — see Explosion  
**Brawl** (hand) (fists) (foot) Y04.0 ☑  
**Breakage** (accidental) (part of)  
   ladder (causing fall) W11 ☑  
   scaffolding (causing fall) W12 ☑  
**Broken**  
   glass, contact with — see Contact, with, glass power line (causing electric shock) W85 ☑  
**Bumping** against, into (accidentally)  
   object NEC W22.8 ☑  
     with fall — see Fall, due to, bumping against, object  
     caused by crowd or human stampede (with fall) W52 ☑  
   sports equipment W21.9 ☑  
   person(s) W51 ☑  
     with fall W03 ☑  
     due to ice or snow W00.0 ☑  
   assault Y04.2 ☑  
   caused by, a crowd or human stampede (with fall) W52 ☑  
   homicide (attempt) Y04.2 ☑  
   sports equipment W21.9 ☑  
**Burn**, burned, burning (accidental) (by) (from) (on)  
 acid NEC — see Table of Drugs and Chemicals  
 bed linen — see Exposure, fire, uncontrolled, in building, bed  
 blowtorch X08.8 ☑  
   with ignition of clothing NEC X06.2 ☑  
   nightwear X05 ☑  
 bonfire, campfire (controlled) (see also Exposure, fire, controlled, not in building)  
   uncontrolled — see Exposure, fire, uncontrolled, not in building  
 candle X08.8 ☑  
   with ignition of clothing NEC X06.2 ☑  
   nightwear X05 ☑  
 caustic liquid, substance (external) (internal) NEC — see Table of Drugs and Chemicals  
 chemical (external) (internal) (see also Table of Drugs and Chemicals)  
   in war operations — see War operations, fire  
 cigar(s) or cigarette(s) X08.8 ☑  
   with ignition of clothing NEC X06.2 ☑  
   nightwear X05 ☑

**Burn** — *continued*  
 clothes, clothing NEC (from controlled fire) X06.2 ☑  
   with conflagration — see Exposure, fire, uncontrolled, building  
   not in building or structure — see Exposure, fire, uncontrolled, not in building  
 cooker (hot) X15.8 ☑  
   stated as undetermined whether accidental or intentional Y27.3 ☑  
   suicide (attempt) X77.3 ☑  
 electric blanket X16 ☑  
 engine (hot) X17 ☑  
 fire, flames — see Exposure, fire  
 flare, Very pistol — see Discharge, firearm NEC  
 heat  
   from appliance (electrical) (household) X15.8 ☑  
     cooker X15.8 ☑  
     hotplate X15.2 ☑  
     kettle X15.8 ☑  
     light bulb X15.8 ☑  
     saucepan X15.3 ☑  
     skillet X15.3 ☑  
     stove X15.0 ☑  
   stated as undetermined whether accidental or intentional Y27.3 ☑  
   suicide (attempt) X77.3 ☑  
   toaster X15.1 ☑  
   in local application or packing during medical or surgical procedure Y63.5  
 heating  
   appliance, radiator or pipe X16 ☑  
   homicide (attempt) — see Assault, burning  
 hot  
   air X14.1 ☑  
   cooker X15.8 ☑  
   drink X10.0 ☑  
   engine X17 ☑  
   fat X10.2 ☑  
   fluid NEC X12 ☑  
   food X10.1 ☑  
   gases X14.1 ☑  
   heating appliance X16 ☑  
   household appliance NEC X15.8 ☑  
   kettle X15.8 ☑  
   liquid NEC X12 ☑  
   machinery X17 ☑  
   metal (molten) (liquid) NEC X18 ☑  
   object (not producing fire or flames) NEC X19 ☑  
   oil (cooking) X10.2 ☑  
   pipe(s) X16 ☑  
   radiator X16 ☑  
   saucepan (glass) (metal) X15.3 ☑  
   stove (kitchen) X15.0 ☑  
   substance NEC X19 ☑  
     caustic or corrosive NEC — see Table of Drugs and Chemicals  
   toaster X15.1 ☑  
   tool X17 ☑  
   vapor X13.1 ☑  
   water (tap) — see Contact, with, hot, tap water  
 hotplate X15.2 ☑  
   suicide (attempt) X77.3 ☑  
 ignition — see Ignition  
 in war operations — see War operations, fire  
 inflicted by other person X97 ☑  
   by hot objects, hot vapor, and steam — see Assault, burning, hot object  
 internal, from swallowed caustic, corrosive liquid, substance — see Table of Drugs and Chemicals  
 iron (hot) X15.8 ☑  
   stated as undetermined whether accidental or intentional Y27.3 ☑  
   suicide (attempt) X77.3 ☑  
 kettle (hot) X15.8 ☑  
   stated as undetermined whether accidental or intentional Y27.3 ☑  
   suicide (attempt) X77.3 ☑  
 lamp (flame) X08.8 ☑  
   with ignition of clothing NEC X06.2 ☑  
   nightwear X05 ☑  
 lighter (cigar) (cigarette) X08.8 ☑  
   with ignition of clothing NEC X06.2 ☑  
   nightwear X05 ☑  
 lightning — see subcategory T75.0 ☑  
   causing fire — see Exposure, fire  
 liquid (boiling) (hot) NEC X12 ☑  
   stated as undetermined whether accidental or intentional Y27.2 ☑  
   suicide (attempt) X77.2 ☑  
 local application of externally applied substance in medical or surgical care Y63.5

# Chapter 1: Certain Infectious and Parasitic Diseases (A00-B99)

## Chapter-Specific Coding Guidelines

### I.C.1. Chapter 1: Certain Infectious and Parasitic Diseases (A00-B99), U07.1, U09.9

#### a. Human Immunodeficiency Virus (HIV) Infections

##### 1) Code only confirmed cases

Code only confirmed cases of HIV infection/illness. This is an exception to the hospital inpatient guideline Section II, H.

In this context, "confirmation" does not require documentation of positive serology or culture for HIV; the provider's diagnostic statement that the patient is HIV positive, or has an HIV-related illness is sufficient.

##### 2) Selection and sequencing of HIV codes

###### (a) Patient admitted for HIV-related condition

If a patient is admitted for an HIV-related condition, the principal diagnosis should be B20, Human immunodeficiency virus [HIV] disease followed by additional diagnosis codes for all reported HIV-related conditions.

**An exception to this guideline is if the reason for admission is hemolytic-uremic syndrome associated with HIV disease. Assign code D59.31, Infection-associated hemolytic-uremic syndrome, followed by code B20, Human immunodeficiency virus [HIV] disease.**

###### (b) Patient with HIV disease admitted for unrelated condition

If a patient with HIV disease is admitted for an unrelated condition (such as a traumatic injury), the code for the unrelated condition (e.g., the nature of injury code) should be the principal diagnosis. Other diagnoses would be B20 followed by additional diagnosis codes for all reported HIV-related conditions.

###### (c) Whether the patient is newly diagnosed

Whether the patient is newly diagnosed or has had previous admissions/encounters for HIV conditions is irrelevant to the sequencing decision.

###### (d) Asymptomatic human immunodeficiency virus

Z21, Asymptomatic human immunodeficiency virus [HIV] infection status, is to be applied when the patient without any documentation of symptoms is listed as being "HIV positive"; "known HIV"; "HIV test positive"; or similar terminology. Do not use this code if the term "AIDS" or "HIV disease" is used or if the patient is treated for any HIV-related illness or is described as having any condition(s) resulting from his/her HIV positive status; use B20 in these cases.

###### (e) Patients with inconclusive HIV serology

Patients with inconclusive HIV serology, but no definitive diagnosis or manifestations of the illness, may be assigned code R75, Inconclusive laboratory evidence of human immunodeficiency virus [HIV].

###### (f) Previously diagnosed HIV-related illness

Patients with any known prior diagnosis of an HIV-related illness should be coded to B20. Once a patient has developed an HIV-related illness, the patient should always be assigned code B20 on every subsequent admission/encounter. Patients previously diagnosed with any HIV illness (B20) should never be assigned to R75 or Z21, Asymptomatic human immunodeficiency virus [HIV] infection status.

###### (g) HIV Infection in Pregnancy, Childbirth and the Puerperium

During pregnancy, childbirth or the puerperium, a patient admitted (or presenting for a health care encounter) because of an HIV-related illness should receive a principal diagnosis code of O98.7-, Human immunodeficiency [HIV] disease complicating pregnancy, childbirth and the puerperium, followed by B20 and the code(s) for the HIV-related illness(es).

Codes from Chapter 15 always take sequencing priority.

Patients with asymptomatic HIV infection status admitted (or presenting for a health care encounter) during pregnancy, childbirth, or the puerperium should receive codes of O98.7- and Z21.

###### (h) Encounters for testing for HIV

If a patient is being seen to determine his/her HIV status, use code Z11.4, Encounter for screening for human immunodeficiency virus [HIV]. Use additional codes for any associated high-risk behavior, if applicable.

If a patient with signs or symptoms is being seen for HIV testing, code the signs and symptoms. An additional counseling code Z71.7, Human immunodeficiency virus [HIV] counseling, may be used if counseling is provided during the encounter for the test.

When a patient returns to be informed of his/her HIV test results and the test result is negative, use code Z71.7, Human immunodeficiency virus [HIV] counseling.

If the results are positive, see previous guidelines and assign codes as appropriate.

###### (i) HIV managed by antiretroviral medication

If a patient with documented HIV disease, **HIV-related illness or AIDS** is currently managed on antiretroviral medications, assign code B20, Human immunodeficiency virus [HIV] disease. Code Z79.899, Other long term (current) drug therapy, may be assigned as an additional code to identify the long-term (current) use of antiretroviral medications.

#### b. Infectious agents as the cause of diseases classified to other chapters

Certain infections are classified in chapters other than Chapter 1 and no organism is identified as part of the infection code. In these instances, it is necessary to use an additional code from Chapter 1 to identify the organism. A code from category B95, Streptococcus, Staphylococcus, and Enterococcus as the cause of diseases classified to other chapters, B96, Other bacterial agents as the cause of diseases classified to other chapters, or B97, Viral agents as the cause of diseases classified to other chapters, is to be used as an additional code to identify the organism. An instructional note will be found at the infection code advising that an additional organism code is required.

#### c. Infections resistant to antibiotics

Many bacterial infections are resistant to current antibiotics. It is necessary to identify all infections documented as antibiotic resistant. Assign a code from category Z16, Resistance to antimicrobial drugs, following the infection code only if the infection code does not identify drug resistance.

#### d. Sepsis, Severe Sepsis, and Septic Shock Infections resistant to antibiotics

##### 1) Coding of Sepsis and Severe Sepsis

###### (a) Sepsis

For a diagnosis of sepsis, assign the appropriate code for the underlying systemic infection. If the type of infection or causal organism is not further specified, assign code A41.9, Sepsis, unspecified organism.

A code from subcategory R65.2, Severe sepsis, should not be assigned unless severe sepsis or an associated acute organ dysfunction is documented.

###### (i) Negative or inconclusive blood cultures and sepsis

Negative or inconclusive blood cultures do not preclude a diagnosis of sepsis in patients with clinical evidence of the condition; however, the provider should be queried.

###### (ii) Urosepsis

The term urosepsis is a nonspecific term. It is not to be considered synonymous with sepsis. It has no default code in the Alphabetic Index.

Should a provider use this term, he/she must be queried for clarification.

###### (iii) Sepsis with organ dysfunction

If a patient has sepsis and associated acute organ dysfunction or multiple organ dysfunction (MOD), follow the instructions for coding severe sepsis.

###### (iv) Acute organ dysfunction that is not clearly associated with the sepsis

**Arthropod-borne viral fevers and viral hemorrhagic fevers (A90-A99)**

- A90 Dengue fever [classical dengue] CC MCC Excl  
**AHA: Q3 2016**  
**EXCLUDES1** dengue hemorrhagic fever (A91)
- A91 Dengue hemorrhagic fever CC MCC Excl
- 4) A92 Other mosquito-borne viral fevers CC MCC Excl  
**EXCLUDES1** Ross River disease (B33.1)
- A92.0 Chikungunya virus disease CC MCC Excl  
 Chikungunya (hemorrhagic) fever
- A92.1 O'nyong-nyong fever CC MCC Excl
- A92.2 Venezuelan equine fever CC MCC Excl  
 Venezuelan equine encephalitis  
 Venezuelan equine encephalomyelitis virus disease
- 5) A92.3 West Nile virus infection CC MCC Excl  
 West Nile fever
- A92.30 West Nile virus infection, unspecified MCC CC MCC Excl  
 West Nile fever NOS  
 West Nile fever without complications  
 West Nile virus NOS
- A92.31 West Nile virus infection with encephalitis MCC CC MCC Excl  
**AHA: Q3 2016**  
 West Nile encephalitis  
 West Nile encephalomyelitis
- A92.32 West Nile virus infection with other neurologic manifestation MCC CC MCC Excl  
**Use additional code to specify the neurologic manifestation**
- A92.39 West Nile virus infection with other complications MCC CC MCC Excl  
**Use additional code to specify the other conditions**
- A92.4 Rift Valley fever CC MCC Excl
- A92.5 Zika virus disease CC MCC Excl  
👁 See Official Guidelines, "Zika virus infections" I.C.1.f.1  
**AHA: Q4 2018, Q4 2016**  
 Zika virus fever  
 Zika virus infection  
 Zika NOS  
**EXCLUDES1** congenital Zika virus disease (P35.4)
- A92.8 Other specified mosquito-borne viral fevers CC MCC Excl
- A92.9 Mosquito-borne viral fever, unspecified CC MCC Excl
- 4) A93 Other arthropod-borne viral fevers, not elsewhere classified CC MCC Excl
- A93.0 Oropouche virus disease CC MCC Excl  
 Oropouche fever
- A93.1 Sandfly fever CC MCC Excl  
 Pappataci fever  
 Phlebotomus fever
- A93.2 Colorado tick fever CC MCC Excl
- A93.8 Other specified arthropod-borne viral fevers CC MCC Excl  
 Piry virus disease  
 Vesicular stomatitis virus disease [Indiana fever]
- A94 Unspecified arthropod-borne viral fever CC MCC Excl  
 Arboviral fever NOS  
 Arbovirus infection NOS
- 4) A95 Yellow fever CC MCC Excl
- A95.0 Sylvatic yellow fever CC MCC Excl  
 Jungle yellow fever
- A95.1 Urban yellow fever CC MCC Excl
- A95.9 Yellow fever, unspecified CC MCC Excl
- 4) A96 Arenaviral hemorrhagic fever CC MCC Excl
- A96.0 Junin hemorrhagic fever CC MCC Excl  
 Argentinian hemorrhagic fever
- A96.1 Machupo hemorrhagic fever CC MCC Excl  
 Bolivian hemorrhagic fever
- A96.2 Lassa fever CC MCC Excl
- A96.8 Other arenaviral hemorrhagic fevers CC MCC Excl
- A96.9 Arenaviral hemorrhagic fever, unspecified CC MCC Excl
- 4) A98 Other viral hemorrhagic fevers, not elsewhere classified CC MCC Excl  
**EXCLUDES1** chikungunya hemorrhagic fever (A92.0)  
 dengue hemorrhagic fever (A91)
- A98.0 Crimean-Congo hemorrhagic fever CC MCC Excl  
 Central Asian hemorrhagic fever

- A98.1 Omsk hemorrhagic fever CC MCC Excl
- A98.2 Kyasanur Forest disease CC MCC Excl
- A98.3 Marburg virus disease CC MCC Excl
- A98.4 Ebola virus disease CC MCC Excl
- A98.5 Hemorrhagic fever with renal syndrome CC MCC Excl  
 Epidemic hemorrhagic fever  
 Korean hemorrhagic fever  
 Russian hemorrhagic fever  
 Hantaan virus disease  
 Hantavirus disease with renal manifestations  
 Nephropathia epidemica  
 Songo fever  
**EXCLUDES1** hantavirus (cardio)-pulmonary syndrome (B33.4)
- A98.8 Other specified viral hemorrhagic fevers CC MCC Excl
- A99 Unspecified viral hemorrhagic fever CC MCC Excl

**Viral infections characterized by skin and mucous membrane lesions (B00-B09)**











































- 4) B00 Herpesviral [herpes simplex] infections CC MCC Excl  
**EXCLUDES1** congenital herpesviral infections (P35.2)  
**EXCLUDES2** anogenital herpesviral infection (A60.-)  
 gammaherpesviral mononucleosis (B27.0-)  
 herpangina (B08.5)
- B00.0 Eczema herpeticum CC MCC Excl  
 Kaposi's varicelliform eruption
- B00.1 Herpesviral vesicular dermatitis (Figure 1.2) CC MCC Excl  
 Herpes simplex facialis  
 Herpes simplex labialis  
 Herpes simplex otitis externa  
 Vesicular dermatitis of ear  
 Vesicular dermatitis of lip



Figure 1.2 Oral Herpes

- B00.2 Herpesviral gingivostomatitis and pharyngotonsillitis CC MCC Excl  
 Herpesviral pharyngitis
- B00.3 Herpesviral meningitis MCC CC MCC Excl
- B00.4 Herpesviral encephalitis MCC CC MCC Excl  
 Herpesviral meningoencephalitis  
 Simian B disease  
**EXCLUDES1** herpesviral encephalitis due to herpesvirus 6 and 7 (B10.01, B10.09)  
 non-simplex herpesviral encephalitis (B10.0-)
- 5) B00.5 Herpesviral ocular disease CC MCC Excl
- B00.50 Herpesviral ocular disease, unspecified CC MCC Excl
- B00.51 Herpesviral iridocyclitis CC MCC Excl  
 Herpesviral iritis  
 Herpesviral uveitis, anterior
- B00.52 Herpesviral keratitis CC MCC Excl  
 Herpesviral keratoconjunctivitis
- B00.53 Herpesviral conjunctivitis CC MCC Excl
- B00.59 Other herpesviral disease of eye CC MCC Excl  
 Herpesviral dermatitis of eyelid
- B00.7 Disseminated herpesviral disease HCC MCC CC MCC Excl  
 Herpesviral sepsis
- 5) B00.8 Other forms of herpesviral infections CC MCC Excl
- B00.81 Herpesviral hepatitis CC MCC Excl
- B00.82 Herpes simplex myelitis HCC MCC BxHCC CC MCC Excl
- B00.89 Other herpesviral infection CC MCC Excl  
 Herpesviral whitlow



- D02 Carcinoma in situ of middle ear and respiratory system**  
 Use additional code to identify:  
 exposure to environmental tobacco smoke (Z77.22)  
 exposure to tobacco smoke in the perinatal period (P96.81)  
 history of tobacco dependence (Z87.891)  
 occupational exposure to environmental tobacco smoke (Z57.31)  
 tobacco dependence (F17.-)  
 tobacco use (Z72.0)  
**EXCLUDES1** melanoma in situ (D03.-)
- D02.0 Carcinoma in situ of larynx**  
 Carcinoma in situ of aryepiglottic fold or interarytenoid fold, laryngeal aspect  
 Carcinoma in situ of epiglottis (suprahyoid portion)  
**EXCLUDES1** carcinoma in situ of aryepiglottic fold or interarytenoid fold NOS (D00.08)  
 carcinoma in situ of hypopharyngeal aspect (D00.08)  
 carcinoma in situ of marginal zone (D00.08)
- D02.1 Carcinoma in situ of trachea**
- D02.2 Carcinoma in situ of bronchus and lung**  
**D02.20 Carcinoma in situ of unspecified bronchus and lung**  
**D02.21 Carcinoma in situ of right bronchus and lung**  
**D02.22 Carcinoma in situ of left bronchus and lung**
- D02.3 Carcinoma in situ of other parts of respiratory system**  
 Carcinoma in situ of accessory sinuses  
 Carcinoma in situ of middle ear  
 Carcinoma in situ of nasal cavities  
**EXCLUDES1** carcinoma in situ of ear (external) (skin) (D04.2-)  
 carcinoma in situ of nose NOS (D09.8)  
 carcinoma in situ of skin of nose (D04.3)
- D02.4 Carcinoma in situ of respiratory system, unspecified**
- D03 Melanoma in situ**
- D03.0 Melanoma in situ of lip**  
- D03.1 Melanoma in situ of eyelid, including canthus**
- D03.10 Melanoma in situ of unspecified eyelid, including canthus**  
- D03.11 Melanoma in situ of right eyelid, including canthus**
- D03.111 Melanoma in situ of right upper eyelid, including canthus**    
 AHA: Q4 2018
- D03.112 Melanoma in situ of right lower eyelid, including canthus**    
 AHA: Q4 2018
- D03.12 Melanoma in situ of left eyelid, including canthus**
- D03.121 Melanoma in situ of left upper eyelid, including canthus**    
 AHA: Q4 2018
- D03.122 Melanoma in situ of left lower eyelid, including canthus**    
 AHA: Q4 2018
- D03.2 Melanoma in situ of ear and external auricular canal**
- D03.20 Melanoma in situ of unspecified ear and external auricular canal**  
- D03.21 Melanoma in situ of right ear and external auricular canal**  
- D03.22 Melanoma in situ of left ear and external auricular canal**  
- D03.3 Melanoma in situ of other and unspecified parts of face**
- D03.30 Melanoma in situ of unspecified part of face**  
- D03.39 Melanoma in situ of other parts of face**  
- D03.4 Melanoma in situ of scalp and neck**  
- D03.5 Melanoma in situ of trunk**
- D03.51 Melanoma in situ of anal skin**    
 Melanoma in situ of anal margin  
 Melanoma in situ of perianal skin
- D03.52 Melanoma in situ of breast (skin) (soft tissue)**  
- D03.59 Melanoma in situ of other part of trunk**  
- D03.6 Melanoma in situ of upper limb, including shoulder**
- D03.60 Melanoma in situ of unspecified upper limb, including shoulder**  
- D03.61 Melanoma in situ of right upper limb, including shoulder**  
- D03.62 Melanoma in situ of left upper limb, including shoulder**  
- D03.7 Melanoma in situ of lower limb, including hip**
- D03.70 Melanoma in situ of unspecified lower limb, including hip**  
- D03.71 Melanoma in situ of right lower limb, including hip**  
- D03.72 Melanoma in situ of left lower limb, including hip**  
- D03.8 Melanoma in situ of other sites**  
 Melanoma in situ of scrotum  
**EXCLUDES1** carcinoma in situ of scrotum (D07.61)
- D03.9 Melanoma in situ, unspecified**  
- D04 Carcinoma in situ of skin**  
**EXCLUDES1** erythroplasia of Queyrat (penis) NOS (D07.4)  
 melanoma in situ (D03.-)
- D04.0 Carcinoma in situ of skin of lip**  
**EXCLUDES2** carcinoma in situ of vermilion border of lip (D00.01)
- D04.1 Carcinoma in situ of skin of eyelid, including canthus**
- D04.10 Carcinoma in situ of skin of unspecified eyelid, including canthus**
- D04.11 Carcinoma in situ of skin of right eyelid, including canthus**
- D04.111 Carcinoma in situ of skin of right upper eyelid, including canthus**  
 AHA: Q4 2018
- D04.112 Carcinoma in situ of skin of right lower eyelid, including canthus**  
 AHA: Q4 2018
- D04.12 Carcinoma in situ of skin of left eyelid, including canthus**
- D04.121 Carcinoma in situ of skin of left upper eyelid, including canthus**  
 AHA: Q4 2018
- D04.122 Carcinoma in situ of skin of left lower eyelid, including canthus**  
 AHA: Q4 2018
- D04.2 Carcinoma in situ of skin of ear and external auricular canal**
- D04.20 Carcinoma in situ of skin of unspecified ear and external auricular canal**
- D04.21 Carcinoma in situ of skin of right ear and external auricular canal**
- D04.22 Carcinoma in situ of skin of left ear and external auricular canal**
- D04.3 Carcinoma in situ of skin of other and unspecified parts of face**
- D04.30 Carcinoma in situ of skin of unspecified part of face**
- D04.39 Carcinoma in situ of skin of other parts of face**
- D04.4 Carcinoma in situ of skin of scalp and neck**
- D04.5 Carcinoma in situ of skin of trunk**  
 Carcinoma in situ of anal margin  
 Carcinoma in situ of anal skin  
 Carcinoma in situ of perianal skin  
 Carcinoma in situ of skin of breast  
**EXCLUDES1** carcinoma in situ of anus NOS (D01.3)  
 carcinoma in situ of scrotum (D07.61)  
 carcinoma in situ of skin of genital organs (D07.-)
- D04.6 Carcinoma in situ of skin of upper limb, including shoulder**
- D04.60 Carcinoma in situ of skin of unspecified upper limb, including shoulder**
- D04.61 Carcinoma in situ of skin of right upper limb, including shoulder**
- D04.62 Carcinoma in situ of skin of left upper limb, including shoulder**
- D04.7 Carcinoma in situ of skin of lower limb, including hip**
- D04.70 Carcinoma in situ of skin of unspecified lower limb, including hip**
- D04.71 Carcinoma in situ of skin of right lower limb, including hip**
- D04.72 Carcinoma in situ of skin of left lower limb, including hip**
- D04.8 Carcinoma in situ of skin of other sites**
- D04.9 Carcinoma in situ of skin, unspecified**

 Newborn  Pediatric  Maternity  Adult  Male  Female  New Code  New Text  Revised Code Title  Revised Text  
**EXCLUDES1** Not Coded Here **EXCLUDES2** Not Included Here     Character Required  Extension 'X' Alert  Hospital-acquired Condition

# Anatomy of the Nervous System

## Introduction

The nervous system (Figure 6.a) constitutes the body's control center and the communication network and directs the functions of multiple body organs and systems. It helps the individual to interpret external environmental events and respond to various environmental stimuli. The nervous system includes the following types and components:

### 1. The Central Nervous System (CNS)

The central nervous system is regarded as the control center of the entire nervous system. It is composed of the brain and the spinal cord. The CNS receives the body's sensations and information about the external environmental changes via receptors and sense organs, and directs the body to act accordingly in response to these external environmental stimuli.

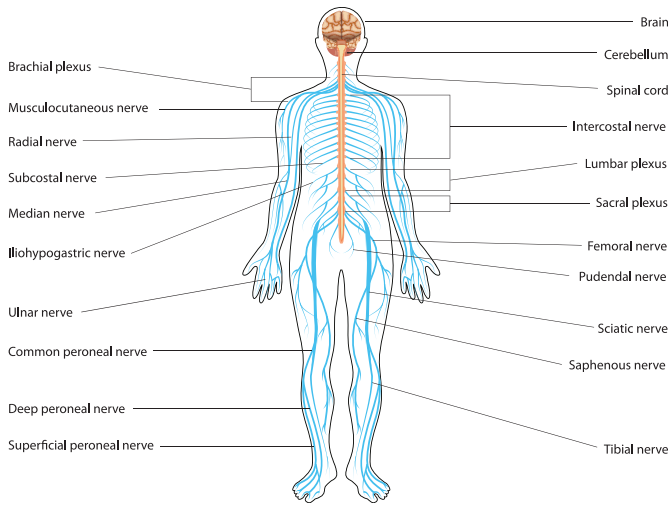


Figure 6.a Human Nervous System

### 2. The Peripheral Nervous System (PNS)

The peripheral nervous system is composed of the nerves that connect the brain and spinal cord with the glands, muscles and sensory receptors. The PNS can be further divided into the following subcategories:

#### a) The Afferent Peripheral System

The afferent peripheral system is composed of sensory (or afferent) neurons that transfer information to the brain and spinal cord via peripheral receptors.

#### b) The Efferent Peripheral System

The efferent peripheral system consists of the motor (or efferent) neurons that form a communication channel (for information transfer) between the brain, spinal cord, muscles and glands. This system of neurons is further divided into the following subcategories:

##### i) Somatic Nervous System

The somatic nervous system helps the individual to respond to the changes in the external environment by conducting the impulses from the brain and spinal cord to the skeletal muscle.

##### ii) Autonomic Nervous System

The autonomic nervous system (ANS) is an involuntary system of nerves that conduct impulses from the brain and spinal cord to the smooth muscles of the intestine, the cardiac muscles of the heart, and the endocrine glands. The organs of this particular system receive nerve fibers from the following divisions of the ANS:

##### (a) Sympathetic Division

The sympathetic division acts to mobilize the body's resources and induce the fight-or-flight response. This system uses norepinephrine as a neurotransmitter to speed up its activity through energy expenditure.

##### (b) Parasympathetic Division

The parasympathetic division facilitates the vegetative activities of human body (like digestion, urination and defecation).

### 3. The Spinal Cord (or Medulla Spinalis)

The spinal cord initiates as a continuation of the medulla oblongata of the brainstem. Its length varies between 16 to 18 inches and is made up of a series of 31 segments, each of which gives rise to a pair of spinal nerves. The human spinal cord is further protected by a series of connective tissue membranes that are known as the spinal meninges.

### 4. The Brain or Encephalon

The brain (Figure 6.b) is regarded as one of the largest organs of the body and weighs about 3 pounds in an average adult. The major parts of the human brain are described as follows:

#### a) The Brainstem

The brainstem is regarded as the posterior portion of the brain, which is structurally continuous with the spinal cord. It is composed of the medulla oblongata, the pons Varolii, and the midbrain.

#### b) The Diencephalon

The diencephalon is located between the two cerebral hemispheres, and superiorly to the midbrain. It surrounds the third ventricle of the brain and consists of the thalamus and hypothalamus regions.

#### c) The Cerebrum (or Telencephalon)

The cerebrum constitutes the bulk of the brain and is composed of the gray matter (or cerebral cortex), longitudinal fissure, and the right and left cerebral hemispheres. It is further subdivided into the frontal, parietal, occipital and temporal lobes.

#### d) The Cerebellum

The cerebellum is regarded as the second largest portion of the brain. It is located under the occipital lobes of the cerebrum, and behind the pons and medulla oblongata of brainstem. The two partially separated hemispheres of the cerebellum are connected together by a centrally constricted structure, which is known as the vermis. The cerebellum is constituted primarily by the white matter and a thin layer of gray matter on its surface, which is known as the cerebellar cortex. The cerebrospinal fluid (CSF) is a colorless fluid that fills up the subarachnoid space (or interval between the arachnoid membrane and pia mater) and the ventricular system inside and around the spinal cord and brain.

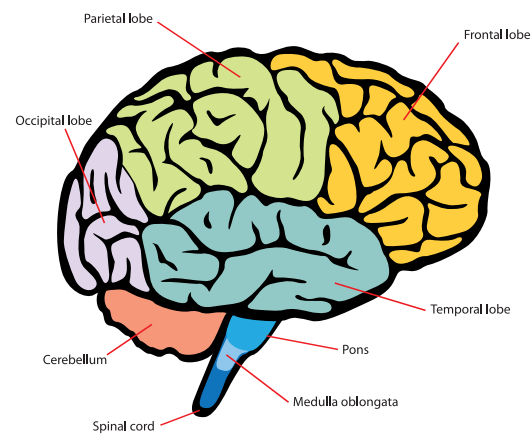


Figure 6.b Anatomy of the Brain

### 5. The Cranial Nerves

The cranial nerves (Figure 6.c) are based on 12 pairs that remain attached to the brain and leave the skull through various foramina in the cranial base. The names of the various cranial nerves are listed below:

- Olfactory (1st cranial nerve)
- Optic (2nd cranial nerve)
- Oculomotor (3rd cranial nerve)
- Trochlear (4th cranial nerve)
- Trigeminal (5th cranial nerve)
- Abducens (6th cranial nerve)
- The Facial (7th cranial nerve)



# Chapter 16: Certain Conditions Originating in the Perinatal Period (P00-P96)

## Chapter-Specific Coding Guidelines

### I.C.16. Chapter 16: Certain Conditions Originating in the Perinatal Period (P00-P96)

For coding and reporting purposes the perinatal period is defined as before birth through the 28<sup>th</sup> day following birth. The following guidelines are provided for reporting purposes.

#### a. General Perinatal Rules

##### 1) Use of Chapter 16 Codes

Codes in this chapter are never for use on the maternal record. Codes from Chapter 15, the obstetric chapter, are never permitted on the newborn record. Chapter 16 codes may be used throughout the life of the patient if the condition is still present.

##### 2) Principal Diagnosis for Birth Record

When coding the birth episode in a newborn record, assign a code from category Z38, Liveborn infants according to place of birth and type of delivery, as the principal diagnosis. A code from category Z38 is assigned only once, to a newborn at the time of birth. If a newborn is transferred to another institution, a code from category Z38 should not be used at the receiving hospital.

A code from category Z38 is used only on the newborn record, not on the mother's record.

##### 3) Use of Codes from other Chapters with Codes from Chapter 16

Codes from other chapters may be used with codes from chapter 16 if the codes from the other chapters provide more specific detail. Codes for signs and symptoms may be assigned when a definitive diagnosis has not been established. If the reason for the encounter is a perinatal condition, the code from chapter 16 should be sequenced first.

##### 4) Use of Chapter 16 Codes after the Perinatal Period

Should a condition originate in the perinatal period, and continue throughout the life of the patient, the perinatal code should continue to be used regardless of the patient's age.

##### 5) Birth process or community acquired conditions

If a newborn has a condition that may be either due to the birth process or community acquired and the documentation does not indicate which it is, the default is due to the birth process and the code from Chapter 16 should be used. If the condition is community-acquired, a code from Chapter 16 should not be assigned.

*For COVID-19 infection in a newborn, see guideline I.C.16.h.*

##### 6) Code all clinically significant conditions

All clinically significant conditions noted on routine newborn examination should be coded. A condition is clinically significant if it requires:

- clinical evaluation; or
- therapeutic treatment; or
- diagnostic procedures; or
- extended length of hospital stay; or
- increased nursing care and/or monitoring; or
- has implications for future health care needs

Note: The perinatal guidelines listed above are the same as the general coding guidelines for "additional diagnoses," except for the final point regarding implications for future health care needs. Codes should be assigned for conditions that have been specified by the provider as having implications for future health care needs.

#### b. Observation and Evaluation of Newborns for Suspected Conditions not Found

##### 1) Use of Z05 codes

Assign a code from category Z05, Observation and evaluation of newborn for suspected diseases and conditions ruled out, to identify those instances when a healthy newborn is evaluated for a suspected condition/disease that is determined after study not to be present. Do not use a code from category Z05 when the patient is documented to have signs or symptoms of a suspected problem; in such cases code the sign or symptom.

##### 2) Z05 on other than the birth record

A code from category Z05 may also be assigned as a principal or first-listed code for readmissions or encounters when the code from category Z38 code no longer applies. Codes from category Z05 are for use only for healthy newborns and infants for which no condition after study is found to be present.

##### 3) Z05 on a birth record

A code from category Z05 is to be used as a secondary code after the code from category Z38, Liveborn infants according to place of birth and type of delivery.

#### c. Coding Additional Perinatal Diagnoses

##### 1) Assigning codes for conditions that require treatment

Assign codes for conditions that require treatment or further investigation, prolong the length of stay, or require resource utilization.

##### 2) Codes for conditions specified as having implications for future health care needs

Assign codes for conditions that have been specified by the provider as having implications for future health care needs.

Note: This guideline should not be used for adult patients.

#### d. Prematurity and Fetal Growth Retardation

Providers utilize different criteria in determining prematurity. A code for prematurity should not be assigned unless it is documented.

Assignment of codes in categories P05, Disorders of newborn related to slow fetal growth and fetal malnutrition, and P07, Disorders of newborn related to short gestation and low birth weight, not elsewhere classified, should be based on the recorded birth weight and estimated gestational age.

When both birth weight and gestational age are available, two codes from category P07 should be assigned, with the code for birth weight sequenced before the code for gestational age.

#### e. Low birth weight and immaturity status

Codes from category P07, Disorders of newborn related to short gestation and low birth weight, not elsewhere classified, are for use for a child or adult who was premature or had a low birth weight as a newborn and this is affecting the patient's current health status.

*See Section I.C.21. Factors influencing health status and contact with health services, Status.*

#### f. Bacterial Sepsis of Newborn

Category P36, Bacterial sepsis of newborn, includes congenital sepsis. If a perinate is documented as having sepsis without documentation of congenital or community acquired, the default is congenital and a code from category P36 should be assigned. If the P36 code includes the causal organism, an additional code from category B95, Streptococcus, Staphylococcus, and Enterococcus as the cause of diseases classified elsewhere, or B96, Other bacterial agents as the cause of diseases classified elsewhere, should not be assigned. If the P36 code does not include the causal organism, assign an additional code from category B96. If applicable, use additional codes to identify severe sepsis (R65.2-) and any associated acute organ dysfunction.

#### g. Stillbirth

Code P95, Stillbirth, is only for use in institutions that maintain separate records for stillbirths. No other code should be used with P95. Code P95 should not be used on the mother's record.

#### h. COVID-19 Infection in Newborn

For a newborn that tests positive for COVID-19, assign code U07.1, COVID-19, and the appropriate codes for associated manifestation(s) in neonates/newborns in the absence of documentation indicating a specific type of transmission. For a newborn that tests positive for COVID-19 and the provider documents the condition was contracted in utero or during the birth process, assign codes P35.8, Other congenital viral diseases, and U07.1, COVID-19. When coding the birth episode in a newborn record, the appropriate code from category Z38, Liveborn infants according to place of birth and type of delivery, should be assigned as the principal diagnosis.

**Certain conditions originating in the perinatal period (P00-P96)**

- NOTES** Codes from this chapter are for use on newborn records only, never on maternal records
- INCLUDES** conditions that have their origin in the fetal or perinatal period (before birth through the first 28 days after birth) even if morbidity occurs later
- EXCLUDES2** congenital malformations, deformations and chromosomal abnormalities (Q00-Q99)  
endocrine, nutritional and metabolic diseases (E00-E88)  
injury, poisoning and certain other consequences of external causes (S00-T88)  
neoplasms (C00-D49)  
tetanus neonatorum (A33)

**This chapter contains the following blocks:**

- P00-P04 Newborn affected by maternal factors and by complications of pregnancy, labor, and delivery
- P05-P08 Disorders of newborn related to length of gestation and fetal growth
- P09 Abnormal findings on neonatal screening
- P10-P15 Birth trauma
- P19-P29 Respiratory and cardiovascular disorders specific to the perinatal period
- P35-P39 Infections specific to the perinatal period
- P50-P61 Hemorrhagic and hematological disorders of newborn
- P70-P74 Transitory endocrine and metabolic disorders specific to newborn
- P76-P78 Digestive system disorders of newborn
- P80-P83 Conditions involving the integument and temperature regulation of newborn
- P84 Other problems with newborn
- P90-P96 Other disorders originating in the perinatal period

**Newborn affected by maternal factors and by complications of pregnancy, labor, and delivery (P00-P04)**

- NOTES** These codes are for use when the listed maternal conditions are specified as the cause of confirmed morbidity or potential morbidity which have their origin in the perinatal period (before birth through the first 28 days after birth).

- 4 P00 Newborn affected by maternal conditions that may be unrelated to present pregnancy
  - Code first any current condition in newborn
  - EXCLUDES2** encounter for observation of newborn for suspected diseases and conditions ruled out (Z05.-)  
newborn affected by maternal complications of pregnancy (P01.-)  
newborn affected by maternal endocrine and metabolic disorders (P70-P74)  
newborn affected by noxious substances transmitted via placenta or breast milk (P04.-)
- P00.0 Newborn affected by maternal hypertensive disorders POA
  - AHA: Q4 2017
  - Newborn affected by maternal conditions classifiable to O10-O11, O13-O16
- P00.1 Newborn affected by maternal renal and urinary tract diseases POA
  - AHA: Q4 2017
  - Newborn affected by maternal conditions classifiable to N00-N39
- P00.2 Newborn affected by maternal infectious and parasitic diseases POA
  - AHA: Q2 2019, Q4 2017, Q3 2015
  - Newborn affected by maternal infectious disease classifiable to A00-B99, J09 and J10
  - EXCLUDES1** maternal genital tract or other localized infections (P00.8)
  - EXCLUDES2** infections specific to the perinatal period (P35-P39)  
newborn affected by (positive) maternal group B streptococcus (GBS) colonization (P00.82)

- P00.3 Newborn affected by other maternal circulatory and respiratory diseases POA
  - AHA: Q4 2017
  - Newborn affected by maternal conditions classifiable to I00-I99, J00-J99, Q20-Q34 and not included in P00.0, P00.2
- P00.4 Newborn affected by maternal nutritional disorders POA
  - AHA: Q4 2017
  - Newborn affected by maternal disorders classifiable to E40-E64
  - Maternal malnutrition NOS
- P00.5 Newborn affected by maternal injury POA
  - AHA: Q4 2017
  - Newborn affected by maternal conditions classifiable to O9A.2-
- P00.6 Newborn affected by surgical procedure on mother POA
  - AHA: Q4 2017
  - Newborn affected by amniocentesis
  - EXCLUDES1** Cesarean delivery for present delivery (P03.4)  
damage to placenta from amniocentesis, Cesarean delivery or surgical induction (P02.1)  
previous surgery to uterus or pelvic organs (P03.89)
  - EXCLUDES2** newborn affected by complication of (fetal) intrauterine procedure (P96.5)
- P00.7 Newborn affected by other medical procedures on mother, not elsewhere classified POA
  - AHA: Q4 2017
  - Newborn affected by radiation to mother
  - EXCLUDES1** damage to placenta from amniocentesis, cesarean delivery or surgical induction (P02.1)  
newborn affected by other complications of labor and delivery (P03.-)
- 5 P00.8 Newborn affected by other maternal conditions
- P00.81 Newborn affected by periodontal disease in mother POA
  - AHA: Q4 2017
- P00.82 Newborn affected by (positive) maternal group B streptococcus (GBS) colonization POA
  - Contact with positive maternal group B streptococcus
- P00.89 Newborn affected by other maternal conditions POA
  - AHA: Q2 2019, Q4 2017
  - Newborn affected by conditions classifiable to T80-T88
  - Newborn affected by maternal genital tract or other localized infections
  - Newborn affected by maternal systemic lupus erythematosus
  - Use additional code to identify infectious agent, if known
  - EXCLUDES2** newborn affected by positive maternal group B streptococcus (GBS) colonization (P00.82)
- P00.9 Newborn affected by unspecified maternal condition POA
  - AHA: Q4 2017
- 4 P01 Newborn affected by maternal complications of pregnancy (Figure 16.1)
  - Code first any current condition in newborn
  - EXCLUDES2** encounter for observation of newborn for suspected diseases and conditions ruled out (Z05.-)
- P01.0 Newborn affected by incompetent cervix
  - AHA: Q4 2017
- P01.1 Newborn affected by premature rupture of membranes
  - AHA: Q4 2017
- P01.2 Newborn affected by oligohydramnios
  - AHA: Q4 2017
  - EXCLUDES1** oligohydramnios due to premature rupture of membranes (P01.1)
- P01.3 Newborn affected by polyhydramnios
  - AHA: Q4 2017
  - Newborn affected by hydramnios
- P01.4 Newborn affected by ectopic pregnancy
  - AHA: Q4 2017
  - Newborn affected by abdominal pregnancy
- P01.5 Newborn affected by multiple pregnancy
  - AHA: Q4 2017
  - Newborn affected by triplet (pregnancy)
  - Newborn affected by twin (pregnancy)

- 5th S25.4 Injury of **pulmonary blood vessels**
    - 6th S25.40 **Unspecified** injury of pulmonary blood vessels
      - 7th S25.401 **Unspecified injury of right pulmonary blood vessels**
      - 7th S25.402 **Unspecified injury of left pulmonary blood vessels**
      - 7th S25.409 **Unspecified injury of unspecified pulmonary blood vessels**
    - 6th S25.41 **Minor laceration** of pulmonary blood vessels  
Incomplete transection of pulmonary blood vessels  
Laceration of pulmonary blood vessels NOS  
Superficial laceration of pulmonary blood vessels
      - 7th S25.411 **Minor laceration of right pulmonary blood vessels**
      - 7th S25.412 **Minor laceration of left pulmonary blood vessels**
      - 7th S25.419 **Minor laceration of unspecified pulmonary blood vessels**
    - 6th S25.42 **Major laceration** of pulmonary blood vessels  
Complete transection of pulmonary blood vessels  
Traumatic rupture of pulmonary blood vessels
      - 7th S25.421 **Major laceration of right pulmonary blood vessels**
      - 7th S25.422 **Major laceration of left pulmonary blood vessels**
      - 7th S25.429 **Major laceration of unspecified pulmonary blood vessels**
    - 6th S25.49 **Other specified** injury of pulmonary blood vessels
      - 7th S25.491 **Other specified injury of right pulmonary blood vessels**
      - 7th S25.492 **Other specified injury of left pulmonary blood vessels**
      - 7th S25.499 **Other specified injury of unspecified pulmonary blood vessels**
  - 5th S25.5 Injury of **intercostal blood vessels**
    - 6th S25.50 **Unspecified** injury of intercostal blood vessels
      - 7th S25.501 **Unspecified injury of intercostal blood vessels, right side**
      - 7th S25.502 **Unspecified injury of intercostal blood vessels, left side**
      - 7th S25.509 **Unspecified injury of intercostal blood vessels, unspecified side**
    - 6th S25.51 **Laceration** of intercostal blood vessels
      - 7th S25.511 **Laceration of intercostal blood vessels, right side**
      - 7th S25.512 **Laceration of intercostal blood vessels, left side**
      - 7th S25.519 **Laceration of intercostal blood vessels, unspecified side**
    - 6th S25.59 **Other specified** injury of intercostal blood vessels
      - 7th S25.591 **Other specified injury of intercostal blood vessels, right side**
      - 7th S25.592 **Other specified injury of intercostal blood vessels, left side**
      - 7th S25.599 **Other specified injury of intercostal blood vessels, unspecified side**
  - 5th S25.8 Injury of **other blood vessels of thorax**  
Injury of azygos vein  
Injury of mammary artery or vein
    - 6th S25.80 **Unspecified** injury of other blood vessels of thorax
      - 7th S25.801 **Unspecified injury of other blood vessels of thorax, right side**
      - 7th S25.802 **Unspecified injury of other blood vessels of thorax, left side**
      - 7th S25.809 **Unspecified injury of other blood vessels of thorax, unspecified side**
    - 6th S25.81 **Laceration** of other blood vessels of thorax
      - 7th S25.811 **Laceration of other blood vessels of thorax, right side**
      - 7th S25.812 **Laceration of other blood vessels of thorax, left side**
      - 7th S25.819 **Laceration of other blood vessels of thorax, unspecified side**
  - 6th S25.89 **Other specified** injury of other blood vessels of thorax
    - 7th S25.891 **Other specified injury of other blood vessels of thorax, right side**
    - 7th S25.892 **Other specified injury of other blood vessels of thorax, left side**
    - 7th S25.899 **Other specified injury of other blood vessels of thorax, unspecified side**
  - 5th S25.9 Injury of **unspecified** blood vessel of thorax
    - 7th S25.90 **Unspecified injury of unspecified blood vessel of thorax**
    - 7th S25.91 **Laceration of unspecified blood vessel of thorax**
    - 7th S25.99 **Other specified injury of unspecified blood vessel of thorax**
  - 4th S26 **Injury of heart**  
**Code also any associated:**  
open wound of thorax (S21.-)  
traumatic hemopneumothorax (S27.2)  
traumatic hemothorax (S27.1)  
traumatic pneumothorax (S27.0)  
**The appropriate 7th character is to be added to each code from category S26**  
A = initial encounter  
D = subsequent encounter  
S = sequela
    - 5th S26.0 Injury of heart **with hemopericardium**
      - 7th S26.00 **Unspecified injury of heart with hemopericardium**
      - 7th S26.01 **Contusion** of heart with hemopericardium
      - 6th S26.02 **Laceration** of heart with hemopericardium
        - 7th S26.020 **Mild** laceration of heart with hemopericardium  
Laceration of heart without penetration of heart chamber
        - 7th S26.021 **Moderate** laceration of heart with hemopericardium  
Laceration of heart with penetration of heart chamber
        - 7th S26.022 **Major** laceration of heart with hemopericardium  
Laceration of heart with penetration of multiple heart chambers
      - 7th S26.09 **Other** injury of heart with hemopericardium
    - 5th S26.1 Injury of heart **without hemopericardium**
      - 7th S26.10 **Unspecified injury of heart without hemopericardium**
      - 7th S26.11 **Contusion** of heart without hemopericardium
      - 7th S26.12 **Laceration** of heart without hemopericardium
      - 7th S26.19 **Other** injury of heart without hemopericardium
  - 5th S26.9 Injury of heart, **unspecified with or without hemopericardium**
    - 7th S26.90 **Unspecified injury of heart, unspecified with or without hemopericardium**
    - 7th S26.91 **Contusion** of heart, unspecified with or without hemopericardium
    - 7th S26.92 **Laceration** of heart, unspecified with or without hemopericardium  
Laceration of heart NOS
    - 7th S26.99 **Other injury of heart, unspecified with or without hemopericardium**
- 4th S27 **Injury of other and unspecified intrathoracic organs**  
**Code also any associated open wound of thorax (S21.-)**  
**EXCLUDES2** injury of cervical esophagus (S10-S19)  
injury of trachea (cervical) (S10-S19)  
**The appropriate 7th character is to be added to each code from category S27**

N Newborn P Pediatric M Maternity A Adult ♂ Male ♀ Female ● New Code \* New Text ▲ Revised Code Title ▶ Revised Text  
 EXCLUDES1 Not Coded Here EXCLUDES2 Not Included Here 4th 5th 6th 7th Character Required 7th Extension 'X' Alert HAC Hospital-acquired Condition



- 7th S32.465 **Nondisplaced associated transverse-posterior fracture of left acetabulum**
- 7th S32.466 **Nondisplaced associated transverse-posterior fracture of unspecified acetabulum**
- 6th S32.47 **Fracture of medial wall of acetabulum**
  - 7th S32.471 **Displaced fracture of medial wall of right acetabulum**
  - 7th S32.472 **Displaced fracture of medial wall of left acetabulum**
  - 7th S32.473 **Displaced fracture of medial wall of unspecified acetabulum**
  - 7th S32.474 **Nondisplaced fracture of medial wall of right acetabulum**
  - 7th S32.475 **Nondisplaced fracture of medial wall of left acetabulum**
  - 7th S32.476 **Nondisplaced fracture of medial wall of unspecified acetabulum**
- 6th S32.48 **Dome fracture of acetabulum**
  - 7th S32.481 **Displaced dome fracture of right acetabulum**
  - 7th S32.482 **Displaced dome fracture of left acetabulum**
  - 7th S32.483 **Displaced dome fracture of unspecified acetabulum**
  - 7th S32.484 **Nondisplaced dome fracture of right acetabulum**
  - 7th S32.485 **Nondisplaced dome fracture of left acetabulum**
  - 7th S32.486 **Nondisplaced dome fracture of unspecified acetabulum**
- 6th S32.49 **Other specified fracture of acetabulum**
  - 7th S32.491 **Other specified fracture of right acetabulum**
  - 7th S32.492 **Other specified fracture of left acetabulum**
  - 7th S32.499 **Other specified fracture of unspecified acetabulum**
- 5th S32.5 **Fracture of pubis**

**EXCLUDES1** fracture of pubis with associated disruption of pelvic ring (S32.8-)
- 6th S32.50 **Unspecified fracture of pubis**
  - 7th S32.501 **Unspecified fracture of right pubis**
  - 7th S32.502 **Unspecified fracture of left pubis**
  - 7th S32.509 **Unspecified fracture of unspecified pubis**
- 6th S32.51 **Fracture of superior rim of pubis**
  - 7th S32.511 **Fracture of superior rim of right pubis**
  - 7th S32.512 **Fracture of superior rim of left pubis**
  - 7th S32.519 **Fracture of superior rim of unspecified pubis**
- 6th S32.59 **Other specified fracture of pubis**
  - 7th S32.591 **Other specified fracture of right pubis**
  - 7th S32.592 **Other specified fracture of left pubis**
  - 7th S32.599 **Other specified fracture of unspecified pubis**
- 5th S32.6 **Fracture of ischium**

**EXCLUDES1** fracture of ischium with associated disruption of pelvic ring (S32.8-)
- 6th S32.60 **Unspecified fracture of ischium**
  - 7th S32.601 **Unspecified fracture of right ischium**
  - 7th S32.602 **Unspecified fracture of left ischium**

- 7th S32.609 **Unspecified fracture of unspecified ischium**
- 6th S32.61 **Avulsion fracture of ischium**
  - 7th S32.611 **Displaced avulsion fracture of right ischium**
  - 7th S32.612 **Displaced avulsion fracture of left ischium**
  - 7th S32.613 **Displaced avulsion fracture of unspecified ischium**
  - 7th S32.614 **Nondisplaced avulsion fracture of right ischium**
  - 7th S32.615 **Nondisplaced avulsion fracture of left ischium**
  - 7th S32.616 **Nondisplaced avulsion fracture of unspecified ischium**
- 6th S32.69 **Other specified fracture of ischium**
  - 7th S32.691 **Other specified fracture of right ischium**
  - 7th S32.692 **Other specified fracture of left ischium**
  - 7th S32.699 **Other specified fracture of unspecified ischium**
- 5th S32.8 **Fracture of other parts of pelvis**

**Code also any associated:**  
fracture of acetabulum (S32.4-)  
sacral fracture (S32.1-)
- 6th S32.81 **Multiple fractures of pelvis with disruption of pelvic ring**

Multiple pelvic fractures with disruption of pelvic circle

  - 7th S32.810 **Multiple fractures of pelvis with stable disruption of pelvic ring**
  - 7th S32.811 **Multiple fractures of pelvis with unstable disruption of pelvic ring**
- 7th S32.82 **Multiple fractures of pelvis without disruption of pelvic ring**

Multiple pelvic fractures without disruption of pelvic circle
- 7th S32.89 **Fracture of other parts of pelvis**
- 7th S32.9 **Fracture of unspecified parts of lumbosacral spine and pelvis**

Fracture of lumbosacral spine NOS  
Fracture of pelvis NOS
- 4th S33 **Dislocation and sprain of joints and ligaments of lumbar spine and pelvis**

**INCLUDES** avulsion of joint or ligament of lumbar spine and pelvis  
laceration of cartilage, joint or ligament of lumbar spine and pelvis  
sprain of cartilage, joint or ligament of lumbar spine and pelvis  
traumatic hemarthrosis of joint or ligament of lumbar spine and pelvis  
traumatic rupture of joint or ligament of lumbar spine and pelvis  
traumatic subluxation of joint or ligament of lumbar spine and pelvis  
traumatic tear of joint or ligament of lumbar spine and pelvis

**Code also any associated open wound**

**EXCLUDES1** nontraumatic rupture or displacement of lumbar intervertebral disc NOS (M51.-)  
obstetric damage to pelvic joints and ligaments (O71.6)

**EXCLUDES2** dislocation and sprain of joints and ligaments of hip (S73.-)  
strain of muscle of lower back and pelvis (S39.01-)

**The appropriate 7th character is to be added to each code from category S33**

**A = initial encounter**  
**D = subsequent encounter**  
**S = sequela**

## Appendix A: Z Codes for Long-term Use of Drugs

Note: This list of brand name and generic drugs correspond by drug class to Z codes for long-term use of drugs. This comprehensive, but not exhaustive list, is provided solely as a reference and does not imply a guarantee of reimbursement. Check with individual payers to determine their billing, coding, and reimbursement guidelines. Drugs listed in this table were current at the time of printing.

Drug Name	Code	Code Descriptor
acarbose	Z79.84	Long term (current) use of oral hypoglycemic drugs
acetaminophen	Z79.899	Other long term (current) drug therapy
acetaminophen/codeine	Z79.891	Long term (current) use of opiate analgesic
acetylsalicylic acid	Z79.82	Long term (current) use of aspirin
Achromycin V®	Z79.2	Long term (current) use of antibiotics
Acticlate®	Z79.2	Long term (current) use of antibiotics
Actiq®	Z79.891	Long term (current) use of opiate analgesic
Activella®	Z79.890	Hormone replacement therapy (postmenopausal)
Actonel®	Z79.83	Long term (current) use of bisphosphonates
Actoplus Met®	Z79.84	Long term (current) use of oral hypoglycemic drugs
Actos®	Z79.84	Long term (current) use of oral hypoglycemic drugs
adalimumab	Z79.620	Long term (current) use of immunosuppressive biologic
Advair HFA®	Z79.51	Long term (current) use of inhaled steroids
Advil Liqui-Gels®	Z79.1	Long term (current) use of non-steroidal anti-inflammatories (NSAID)
Advil®	Z79.1	Long term (current) use of non-steroidal anti-inflammatories (NSAID)
Afinitor®	Z79.623	Long term (current) use of mammalian target of rapamycin (mTOR) inhibitor
Aggrastat®	Z79.02	Long term (current) use of antithrombotics/antiplatelets
Aggrenox®	Z79.02	Long term (current) use of antithrombotics/antiplatelets
Agrylin®	Z79.02	Long term (current) use of antithrombotics/antiplatelets
alendronate	Z79.83	Long term (current) use of bisphosphonates
Aleve®	Z79.1	Long term (current) use of non-steroidal anti-inflammatories (NSAID)
alogliptin and metformin	Z79.84	Long term (current) use of oral hypoglycemic drugs
alogliptin and pioglitazone	Z79.84	Long term (current) use of oral hypoglycemic drugs
Altabax®	Z79.2	Long term (current) use of antibiotics
Altavera®	Z79.3	Long term (current) use of hormonal contraceptives
Alvesco®	Z79.51	Long term (current) use of inhaled steroids
Alyacen 1/35®	Z79.3	Long term (current) use of hormonal contraceptives
Amaryl®	Z79.84	Long term (current) use of oral hypoglycemic drugs
amoxicillin	Z79.2	Long term (current) use of antibiotics
amoxicillin and clavulanate potassium	Z79.2	Long term (current) use of antibiotics
Amoxil®	Z79.2	Long term (current) use of antibiotics
ampicillin	Z79.2	Long term (current) use of antibiotics
anagrelide	Z79.02	Long term (current) use of antithrombotics/antiplatelets
Anaprox-DS®	Z79.1	Long term (current) use of non-steroidal anti-inflammatories (NSAID)
anastrozole	Z79.811	Long term (current) use of aromatase inhibitors
Angeliq®	Z79.890	Hormone replacement therapy (postmenopausal)
Angiomax®	Z79.02	Long term (current) use of antithrombotics/antiplatelets
apixaban	Z79.01	Long term (current) use of anticoagulants
apremilast	Z79.61	Long term (current) use of immunomodulator
Aranelle®	Z79.3	Long term (current) use of hormonal contraceptives
argatroban	Z79.02	Long term (current) use of antithrombotics/antiplatelets
Arimidex®	Z79.811	Long term (current) use of aromatase inhibitors
Aristospan®	Z79.52	Long term (current) use of systemic steroids
Arixtra®	Z79.01	Long term (current) use of anticoagulants
Arnuity Ellipta®	Z79.51	Long term (current) use of inhaled steroids
Aromasin®	Z79.811	Long term (current) use of aromatase inhibitors



## dacarbazine - Eloxatin®

## Appendix A: Z Codes for Long-term Use of Drugs

Drug Name	Code	Code Descriptor
dacarbazine	Z79.630	Long term (current) use of alkylating agent
dalfopristin/quinupristin	Z79.2	Long term (current) use of antibiotics
dalteparin	Z79.01	Long term (current) use of anticoagulants
dapagliflozin and metformin	Z79.84	Long term (current) use of oral hypoglycemic drugs
dapagliflozin and saxagliptin	Z79.84	Long term (current) use of oral hypoglycemic drugs
daptomycin	Z79.2	Long term (current) use of antibiotics
daunorubicin	Z79.632	Long term (current) use of antitumor antibiotic
Daypro®	Z79.1	Long term (current) use of non-steroidal anti-inflammatories (NSAID)
Daysee®	Z79.3	Long term (current) use of hormonal contraceptives
Delestrogen®	Z79.890	Hormone replacement therapy (postmenopausal)
Demerol®	Z79.891	Long term (current) use of opiate analgesic
Depo-Medrol®	Z79.52	Long term (current) use of systemic steroids
Depo-SubQ Provera 104®	Z79.3	Long term (current) use of hormonal contraceptives
dexamethasone	Z79.52	Long term (current) use of systemic steroids
Dexamethasone Intensol®	Z79.52	Long term (current) use of systemic steroids
DiaBeta®	Z79.84	Long term (current) use of oral hypoglycemic drugs
diclofenac	Z79.1	Long term (current) use of non-steroidal anti-inflammatories (NSAID)
diclofenac/misoprostol	Z79.1	Long term (current) use of non-steroidal anti-inflammatories (NSAID)
dicloxacillin	Z79.2	Long term (current) use of antibiotics
dienogest/estradiol	Z79.3	Long term (current) use of hormonal contraceptives
Dificid®	Z79.2	Long term (current) use of antibiotics
diflunisal	Z79.1	Long term (current) use of non-steroidal anti-inflammatories (NSAID)
Dilaudid®	Z79.891	Long term (current) use of opiate analgesic
dipyridamole	Z79.02	Long term (current) use of antithrombotics/antiplatelets
Divigel®	Z79.890	Hormone replacement therapy (postmenopausal)
docetaxel	Z79.633	Long term (current) use of mitotic inhibitor
Doryx®	Z79.2	Long term (current) use of antibiotics
doxorubicin	Z79.632	Long term (current) use of antitumor antibiotic
doxorubicin	Z79.634	Long term (current) use of topoisomerase inhibitor
doxycycline	Z79.2	Long term (current) use of antibiotics
drospirenone/estradiol	Z79.890	Hormone replacement therapy (postmenopausal)
drospirenone/ethinyl estradiol	Z79.3	Long term (current) use of hormonal contraceptives
drospirenone/ethinyl estradiol/levomefolate calcium	Z79.3	Long term (current) use of hormonal contraceptives
Duavee®	Z79.890	Hormone replacement therapy (postmenopausal)
Duetact®	Z79.84	Long term (current) use of oral hypoglycemic drugs
Duexis®	Z79.1	Long term (current) use of non-steroidal anti-inflammatories (NSAID)
dulaglutide	Z79.85	Long term (current) use of injectable non-insulin antidiabetic drugs
Dulera®	Z79.51	Long term (current) use of inhaled steroids
Duramorph PF®	Z79.891	Long term (current) use of opiate analgesic
Durlaza®	Z79.82	Long term (current) use of aspirin
Dynacin®	Z79.2	Long term (current) use of antibiotics
E.E.S. 400 Filmtab®	Z79.2	Long term (current) use of antibiotics
E.E.S. Granules®	Z79.2	Long term (current) use of antibiotics
EC-Naprosyn®	Z79.1	Long term (current) use of non-steroidal anti-inflammatories (NSAID)
edoxaban	Z79.01	Long term (current) use of anticoagulants
Effient®	Z79.02	Long term (current) use of antithrombotics/antiplatelets
Elestrin®	Z79.890	Hormone replacement therapy (postmenopausal)
Eligard®	Z79.818	Long term (current) use of other agents affecting estrogen receptors and estrogen levels
Elinest®	Z79.3	Long term (current) use of hormonal contraceptives
Eliquis®	Z79.01	Long term (current) use of anticoagulants
Eloxatin®	Z79.630	Long term (current) use of alkylating agent

# Appendix B: Summary of 2023 ICD-10-CM Changes

## A quick reference of new, revised, and deleted codes for 2023

### New Codes

Code	Code	Code	Code	Code	Code	Code	Code	Code
B37.31	F01.C0	F03.C	I71.012	M93.07	N80.33	N80.52	N80.C4	O35.05X3
B37.32	F01.C1	F03.C0	I71.019	M93.071	N80.331	N80.521	N80.C9	O35.05X4
D59.30	F01.C11	F03.C1	I71.10	M93.072	N80.332	N80.522	N80.D	O35.05X5
D59.31	F01.C18	F03.C11	I71.11	M93.073	N80.333	N80.529	N80.D0	O35.05X9
D59.32	F01.C2	F03.C18	I71.12	M93.074	N80.339	N80.53	N80.D1	O35.06
D59.39	F01.C3	F03.C2	I71.13	M96.A	N80.34	N80.531	N80.D2	O35.06X0
D68.00	F01.C4	F03.C3	I71.20	M96.A1	N80.341	N80.532	N80.D3	O35.06X1
D68.01	F02.811	F03.C4	I71.21	M96.A2	N80.342	N80.539	N80.D4	O35.06X2
D68.02	F02.818	F06.7	I71.22	M96.A3	N80.343	N80.54	N80.D5	O35.06X3
D68.020	F02.82	F06.70	I71.23	M96.A4	N80.349	N80.541	N80.D6	O35.06X4
D68.021	F02.83	F06.71	I71.30	M96.A9	N80.35	N80.542	N80.D9	O35.06X5
D68.022	F02.84	F10.90	I71.31	N14.11	N80.351	N80.549	N85.A	O35.06X9
D68.023	F02.A	F10.91	I71.32	N14.19	N80.352	N80.55	O35.00	O35.07
D68.029	F02.A0	F11.91	I71.33	N76.82	N80.353	N80.551	O35.00X0	O35.07X0
D68.03	F02.A1	F12.91	I71.40	N80.00	N80.359	N80.552	O35.00X1	O35.07X1
D68.04	F02.A11	F13.91	I71.41	N80.01	N80.36	N80.559	O35.00X2	O35.07X2
D68.09	F02.A18	F14.91	I71.42	N80.02	N80.361	N80.56	O35.00X3	O35.07X3
D75.821	F02.A2	F15.91	I71.43	N80.03	N80.362	N80.561	O35.00X4	O35.07X4
D75.822	F02.A3	F16.91	I71.50	N80.10	N80.363	N80.562	O35.00X5	O35.07X5
D75.828	F02.A4	F18.91	I71.51	N80.101	N80.369	N80.569	O35.00X9	O35.07X9
D75.829	F02.B	F19.91	I71.52	N80.102	N80.37	N80.A	O35.01	O35.08
D75.84	F02.B0	F43.81	I71.60	N80.103	N80.371	N80.A0	O35.01X0	O35.08X0
D81.82	F02.B1	F43.89	I71.61	N80.109	N80.372	N80.A1	O35.01X1	O35.08X1
E34.30	F02.B11	G71.03	I71.62	N80.11	N80.373	N80.A2	O35.01X2	O35.08X2
E34.31	F02.B18	G71.031	I77.82	N80.111	N80.379	N80.A4	O35.01X3	O35.08X3
E34.32	F02.B2	G71.032	J95.87	N80.112	N80.38	N80.A41	O35.01X4	O35.08X4
E34.321	F02.B3	G71.033	K76.82	N80.113	N80.381	N80.A42	O35.01X5	O35.08X5
E34.322	F02.B4	G71.034	M51.A	N80.119	N80.382	N80.A43	O35.01X9	O35.08X9
E34.328	F02.C	G71.0340	M51.A0	N80.12	N80.383	N80.A49	O35.02	O35.09
E34.329	F02.C0	G71.0341	M51.A1	N80.121	N80.389	N80.A5	O35.02X0	O35.09X0
E34.39	F02.C1	G71.0342	M51.A2	N80.122	N80.39	N80.A51	O35.02X1	O35.09X1
E87.20	F02.C11	G71.0349	M51.A3	N80.123	N80.391	N80.A52	O35.02X2	O35.09X2
E87.21	F02.C18	G71.035	M51.A4	N80.129	N80.392	N80.A53	O35.02X3	O35.09X3
E87.22	F02.C2	G71.038	M51.A5	N80.20	N80.399	N80.A59	O35.02X4	O35.09X4
E87.29	F02.C3	G71.039	M62.5A	N80.201	N80.3A	N80.A6	O35.02X5	O35.09X5
F01.511	F02.C4	G90.A	M62.5A0	N80.202	N80.3A1	N80.A61	O35.02X9	O35.09X9
F01.518	F03.911	G93.31	M62.5A1	N80.203	N80.3A2	N80.A62	O35.03	O35.10
F01.52	F03.918	G93.32	M62.5A2	N80.209	N80.3A3	N80.A63	O35.03X0	O35.10X0
F01.53	F03.92	G93.39	M62.5A9	N80.21	N80.3A9	N80.A69	O35.03X1	O35.10X1
F01.54	F03.93	I20.2	M93.004	N80.211	N80.3B	N80.B	O35.03X2	O35.10X2
F01.A	F03.94	I25.112	M93.014	N80.212	N80.3B1	N80.B1	O35.03X3	O35.10X3
F01.A0	F03.A	I25.702	M93.024	N80.213	N80.3B2	N80.B2	O35.03X4	O35.10X4
F01.A1	F03.A0	I25.712	M93.034	N80.219	N80.3B3	N80.B3	O35.03X5	O35.10X5
F01.A11	F03.A1	I25.722	M93.04	N80.22	N80.3B9	N80.B31	O35.03X9	O35.10X9
F01.A18	F03.A11	I25.732	M93.041	N80.221	N80.3C	N80.B32	O35.04	O35.11
F01.A2	F03.A18	I25.752	M93.042	N80.222	N80.3C1	N80.B39	O35.04X0	O35.11X0
F01.A3	F03.A2	I25.762	M93.043	N80.223	N80.3C2	N80.B4	O35.04X1	O35.11X1
F01.A4	F03.A3	I25.792	M93.044	N80.229	N80.3C3	N80.B5	O35.04X2	O35.11X2
F01.B	F03.A4	I31.31	M93.05	N80.30	N80.3C9	N80.B6	O35.04X3	O35.11X3
F01.B0	F03.B	I31.39	M93.051	N80.31	N80.40	N80.C	O35.04X4	O35.11X4
F01.B1	F03.B0	I34.81	M93.052	N80.311	N80.41	N80.C0	O35.04X5	O35.11X5
F01.B11	F03.B1	I34.89	M93.053	N80.312	N80.42	N80.C1	O35.04X9	O35.11X9
F01.B18	F03.B11	I47.20	M93.054	N80.319	N80.50	N80.C10	O35.05	O35.12
F01.B2	F03.B18	I47.21	M93.06	N80.32	N80.51	N80.C11	O35.05X0	O35.12X0
F01.B3	F03.B2	I47.29	M93.061	N80.321	N80.511	N80.C19	O35.05X1	O35.12X1
F01.B4	F03.B3	I71.010	M93.062	N80.322	N80.512	N80.C2	O35.05X2	O35.12X2
F01.C	F03.B4	I71.011	M93.063	N80.329	N80.519	N80.C3		
			M93.064					

# Thank You for Your Contribution to the Hardship Fund

Book purchases raised over **\$100,000** to assist members over the last year.



Thanks to your book purchase, AAPC will be able to help even more members who face financial difficulty through the Hardship Fund.

The Hardship Fund is a financial aid program created to assist our members with:

- ✓ **Maintaining their membership and certification through membership renewal dues, exam prep tools and more**
- ✓ **Registration for national or regional conferences**
- ✓ **Certain local chapter events**

All awards are based on the availability of funds and the applicant's ability to demonstrate reasonable hardship. A portion of each book sale goes to helping more applicants through their time of need. We appreciate your contribution and your support for your fellow AAPC members.

To learn more about the Hardship Fund and its efforts or apply for financial assistance, **visit [aapc.com](https://www.aapc.com)**.



2023 ICD-10-CM EXPERT



ISBN: 978-1-646315-833

E-Book ISBN: 978-1-646315-949