The background of the cover is a close-up photograph of several vibrant pink flowers with yellow centers, likely from a tropical vine. The flowers are in sharp focus, while the background is a soft, out-of-focus green. The title 'The American GARDENER' is printed in a large, white, serif font at the top. Below the title, the magazine's subtitle and issue date are provided in a smaller, white, sans-serif font. On the left side, three article teasers are listed in white, sans-serif font. At the bottom right, a promotional tagline is written in a white, italicized serif font, followed by the main headline 'tropical vines' in a large, bold, white, sans-serif font.

# The American GARDENER

The Magazine of the American Horticultural Society

May/June 2005

Herbs with  
Ornamental Appeal

Chocolate-Inspired  
Gardens


Edible Flowers Offer  
Flavor and Flair

*brighten summer with*


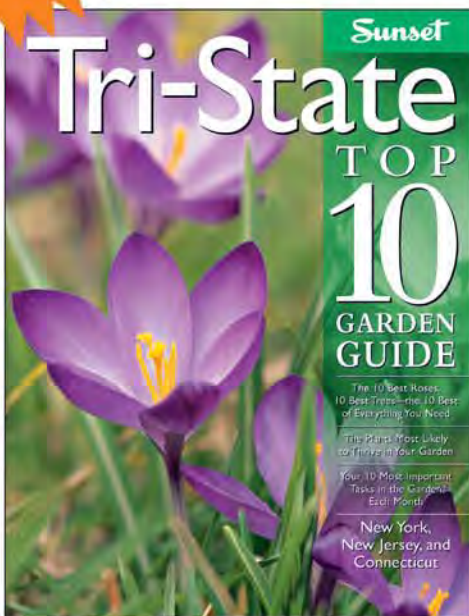

**tropical vines**

# Put Down Roots

Favorite Plants for a Thriving Garden in Your Region



All Available  
January 2005  
\$19.95



## Northwest Top 10 Garden Guide

Organized into easily accessible chapters such as Top 10 Perennials, Edibles, Annuals, Shrubs, Bulbs, Roses, and more, this book offers novice and seasoned gardeners alike a comprehensive guide to planning and maintaining a thriving garden in the Northwest.

## Tri-State Top 10 Garden Guide

Now, gardeners in New York, New Jersey, and Connecticut have a groundbreaking resource. This book charts a new path to successful gardening by recommending plants that are easy to find, easy to grow, and naturally suited to the climatic zones and seasonal conditions of the Tri-State area.

## The Edible Garden

*The Edible Garden* is packed with practical advice for designing a horticultural haven that's tasty and beautiful. It covers tried-and-true methods as well as more avant garde approaches to growing herbs, vegetables, fruit trees, edible flowers, and more.

## Gardening in the Southwest

A landscaping guide dedicated to gardeners from West Texas to Southern California. Stunning photo galleries showcase signature Southwest gardens. An extensive section is devoted to design elements such as shade structures, water features, and fire pits. Essential reference information focuses on microclimates, soil, and seasonal factors.

# contents

Volume 84, Number 3 · May / June 2005

## FEATURES



page 22

### 16 EXOTIC ANNUAL VINES

BY RITA PELCZAR

Add a few of these climbers to your garden and its ambiance instantly takes a tropical turn.

### 22 LEUCOTHOES

BY CAROL BISHOP MILLER

Fabulous evergreen foliage, fragrant flowers, and cascading form make this shrub a year-round garden gem.

### 26 EDIBLE FLOWERS

BY KRIS WETHERBEE

From garden to table, edible flowers add a dash of flavor and an accent of color.



page 26

### 32 CHOCOLATE GARDENS

BY CHARLOTTE ALBERS

Grow a delicious theme garden sure to tempt the senses.

### 36 ORNAMENTAL HERBS

BY JO ANN GARDNER

Once grown for their medicinal or culinary qualities, these herbs are now valued for their ornamental appeal.

## DEPARTMENTS

### 5 NOTES FROM RIVER FARM

### 6 MEMBERS' FORUM

### 8 NEWS FROM AHS

Colorful AHS Garden School kicks off spring, Eastern Performance Trials to come to River Farm, River Farm to star on PBS garden program, AHS and Junior Master Gardener program team up for kid's book award, AHS's historic White House Gates win display award at the Philadelphia Flower Show.

### 13 2005 AHS BOOK AWARD WINNERS

Here are this year's five award-winning books.

### 14 AHS PARTNERS IN PROFILE

Kurt Bluemel Nursery.

### 42 GARDENING BY DESIGN

Exploring garden geography.

### 44 ONE ON ONE WITH...

Julie Moir Messervy, landscape designer.

### 46 HABITAT GARDENING

The many eco-zones of California.

### 48 GARDENER'S NOTEBOOK

Best lady's mantles for the Midwest, oak is made the national tree, minimally invasive Japanese barberries identified, online plant finder launched, winterberry selected as top cut flower, a bell pepper that helps plants resist root-knot nematodes.

### 52 BOOK REVIEWS

*Gardening with Clematis*, *Simply Clematis*, and *The Perennial Gardener's Design Primer*.  
**Special focus:** Books on regional gardening.

### 56 REGIONAL HAPPENINGS

### 60 EVERYDAY GARDEN SCIENCE

Horticultural predictions for 2020.

### 61 HARDINESS AND HEAT ZONES AND PRONUNCIATIONS

### 62 RIVER FARM SNAPSHOT

Bear's breeches.



page 14



# AMERICAN HORTICULTURAL SOCIETY

7931 East Boulevard Drive Alexandria, VA 22308-1300  
(800) 777-7931 fax (703) 768-8700 [www.ahs.org](http://www.ahs.org)

*Making America a Nation of Gardeners, a Land of Gardens*

## American Horticultural Society

**PRESIDENT** Katy Moss Warner  
**PRESIDENT EMERITUS** Dr. H. Marc Cathey

### Board of Directors

**CHAIRMAN** Arabella S. Dane *Center Harbor, New Hampshire*  
**FIRST VICE CHAIRMAN** Brian E. Holley *Cleveland, Ohio*  
**SECOND VICE CHAIRMAN** Don Riddle *Davidsonville, Maryland*  
**SECRETARY** Albin MacDonough Plant *Baltimore, Maryland*  
**TREASURER** Christine Perdue *Middleburg, Virginia*  
**IMMEDIATE PAST CHAIR** Kurt Bluemel *Baldwin, Maryland*  
**GENERAL COUNSEL** William A. Pusey

Leslie Ariail *Alexandria, Virginia* ■ Allan M. Armitage *Athens, Georgia* ■ William E. Barrick, Ph.D. *Theodore, Alabama* ■ Katherine Bull *Washington, D.C.* ■ Joel Goldsmith *Gilroy, California*  
■ Beverly Hanselman *Nashville, Tennessee* ■ Natasha Hopkinson *New York, New York*  
■ Margaret Kulp *Louisville, Kentucky* ■ Melissa R. Marshall *Pittsburgh, Pennsylvania* ■ Carol C. Morrison *Palatine, Illinois* ■ Harry Risetto *Falls Church, Virginia* ■ Felder Rushing *Jackson, Mississippi*  
■ William Seale *Alexandria, Virginia* ■ Jeanne Otis Shields *Greenville, Delaware* ■ Arnold Steiner *Birmingham, Alabama* ■ Steven Still *Hilliard, Ohio* ■ Howard McK. Tucker *Alexandria, Virginia*  
■ Susie Usrey *Dayton, Oregon* ■ Robert D. Volk *San Marino, California*

### 2005 Advisory Council

Bev Hanselman, Nashville, Tennessee – Chair

Katherine Belk-Cook, *Charlotte, North Carolina*  
Clarissa Bonde, *Washington D.C.*  
Walter Bull, *Columbia, South Carolina*  
Elaine Burden, *Middleburg, Virginia*  
Dr. H. Marc Cathey, *Silver Spring, Maryland*  
Fred Clapp, *Alexandria, Virginia*  
Russell Clark, *Boston, Massachusetts*  
Bartie Cole, *Owings Mills, Maryland*  
Jim Corfield, *Geneva, Illinois*  
Virginia Hill Daisey, *Deadham, Massachusetts*  
Edward N. Dane, *Center Harbor, New Hampshire*  
David and Kitty Ferguson, *Westwood, Massachusetts*  
Ben Griswold, *Glyndon, Maryland*  
Sheryl Heckler, *Middleburg, Virginia*  
Henry Jameson, *East Sound, Washington*  
Dr. Richard W. Lighty, *Kennett Square, Pennsylvania*  
Carolyn Marsh Lindsay, *Ponte Vedra, Florida*  
Mickey Lynch, *Dunmore, Pennsylvania*  
Stu McMichael and Lucinda Crabtree,  
*Falls Church, Virginia*

Robert and Joanna Martin, *Menlo Park, Colorado*  
Mrs. Malcolm Matheson, *Mt. Vernon, Virginia*  
Egon Molbak, *Bellevue, Washington*  
Nancy Keen Palmer, *Nashville, Tennessee*  
Bob Patterson, *Washington D.C.*  
Dr. Julia W. Rappaport, *Santa Ana, California*  
Harry Risetto, *Falls Church, Virginia*  
Deen Day Sanders, *Norcross, Georgia*  
Josephine Shanks, *Houston, Texas*  
Barbara Shea, *Baltimore, Maryland*  
Holly Shimizu, *Glen Echo, Maryland*  
Charles Henry Smith, *Middleburg, Virginia*  
Nancy Thomas, *Houston, Texas*  
Bryan Thomlison, *Haddonfield, New Jersey*  
Pauline Vollmer, *Baltimore, Maryland*  
Joyce and Harvey White, *Nashville, Tennessee*  
Joannah and Daryl Williams, *Sebring, Florida*

### Corporate Partners

The Care of Trees ■ Cherry Lake Tree Farm ■ DK Publishing ■ EarthBox™ ■ Kurt Bluemel, Inc.  
Monrovia ■ NaturaLawn of America ■ Osmocote ■ Thompson & Morgan

### AHS Horticultural Partners

America in Bloom ■ Bellingrath Gardens & Home ■ Colonial Williamsburg Foundation Garden Symposium ■ Communities in Bloom ■ Cox Arboretum ■ Epcot International Flower & Garden Festival ■ The Gardeners of America/Men's Garden Clubs of America ■ Great Southern Tree Conference ■ Greater Gardens of the Washington Area ■ Homestead Resorts Horticultural Symposium ■ Horticulture Gardening Institute ■ Leonard Haertter Travel Company ■ Magic of Landscaping Symposium ■ Morris Arboretum ■ Oklahoma Horticultural Society

## AHS President's Council

**CHAIRMAN'S CIRCLE** Mr. and Mrs. John H. Ariail, Jr. ■ Mr. and Mrs. Kurt Bluemel ■ Ms. Claire Burrows ■ Mr. and Mrs. Edward N. Dane ■ Mr. Mark Garrison ■ Ms. Jill Hamilton ■ Mr. and Mrs. James S. Hutchinson ■ Mr. Robert E. Malesardi ■ Ms. Nancy Petersen ■ Mr. Phil Snyder **LIBERTY HYDE BAILEY ASSOCIATES** Mr. A. Michael Gelman ■ Mr. and Mrs. Mickey Lynch ■ Mr. and Mrs. Joseph L. Manson, III ■ Mr. and Mrs. Ken Mountcastle ■ The Honorable Lauralee M. Peters ■ Mr. W. R. Pickering ■ Jeanne Otis Shields ■ Ms. Katy Moss Warner ■ Ms. Donnan C. Wintermute **HAUPT ASSOCIATES** Mrs. Lynda A. Bachman ■ Dr. and Mrs. William E. Barrick ■ Mr. and Mrs. C. William Black ■ Mr. and Mrs. Robert L. Bogle ■ Mr. Richard C. and Mrs. Katherine Stark Bull ■ Dr. and Mrs. H. Marc Cathey ■ Mr. and Mrs. Louis Cordia ■ Mrs. Elisabeth C. Dudley ■ Mrs. Richard W. Hanselman ■ Ms. Minako Henderson ■ Mrs. Carole S. Holey ■ Col. and Mrs. Freeman E. Jones ■ Mr. and Mrs. Robert E. Kulp, Jr. ■ Mr. and Mrs. Malcolm Matheson, Jr. ■ Mr. and Mrs. Harold McClendon, Jr. ■ Mr. and Mrs. Tom McGlade ■ Mr. Paul H. Pusey ■ Ms. Michele Richardson ■ Mr. Harry A. Risetto, Esq. ■ Mr. Timothee Sallin ■ Dr. and Mrs. George E. Staehle ■ Mr. and Mrs. Arnold Steiner ■ Mr. John Wm. Thomas and Mrs. Valerie Thomas ■ Mr. Howard McK. Tucker and Ms. Megan Evans ■ Mr. and Mrs. W. Bruce Usrey ■ Mr. and Mrs. Robert D. Volk

**PRESIDENT'S COUNCIL** Mr. and Mrs. Richard C. Angino ■ Nancy J. Becker, M.D. ■ Mrs. Katherine McKay Belk-Cook ■ Mr. Phillip Bermingham ■ Mrs. George P. Bissell, Jr. ■ Ms. Sylvia Black ■ Dr. Sherran Blair ■ Mrs. and Mrs. Robert Bogle ■ Count and Countess Peder Bonde ■ Mrs. Anne Bucher ■ Mr. and Mrs. Cason Callaway, Jr. ■ Mrs. Susan M. Cargill ■ Mrs. and Mr. Charles E. Carr ■ Mr. and Mrs. Charles R. Chandler ■ Mr. and Mrs. James L. Corfield ■ Mr. and Mrs. Thomas Crawford ■ Mr. and Mrs. Edward Daisey ■ Mr. and Mrs. James F. Delano ■ Mr. and Mrs. Nicholas Demisay ■ Mr. and Mrs. Michael D. Dubke ■ Mrs. Beverley W. Dunn ■ Mrs. Maureen Ecker ■ Ms. Anita Ellis ■ Mr. and Mrs. John H. Fitzpatrick ■ Dr. and Mrs. John A. Floyd, Jr. ■ Ms. Marguerite Peet Foster ■ Mr. Thomas B. Gentry ■ Ms. Dorothy Gillespie ■ Mr. John Sward Gleiber ■ Mr. and Mrs. Joel Goldsmith ■ Mr. and Mrs. David B. Gray ■ Mr. and Mrs. John H. Guy, IV ■ Mr. Gerald T. Halpin ■ Mrs. Richard W. Hamming ■ Dr. and Mrs. William O. Hargrove ■ Mr. and Mrs. Max Hartl ■ Mrs. Enid A. Haupt ■ Mr. and Mrs. Brent Heath ■ Mr. and Mrs. Richard F. Hohlt ■ Mr. and Mrs. Brian Holley ■ Mr. and Mrs. Allan L. Holmstrom ■ Mr. and Mrs. Charles R. Hooff, Jr. ■ Mr. and Mrs. Peter Hopkinson ■ Mr. Ross Hotchkiss ■ Mr. Philip Huey ■ Mr. and Mrs. Waldo Hutchins, III ■ Mr. Henry Jameson ■ Mr. and Mrs. Robert B. Lindsay ■ Mr. and Mrs. Randolph Marshall ■ Mrs. Dorothy Marston ■ Ms. Pat Maxwell ■ Mr. George Cole. S. McCray ■ Mrs. Rachel L. Mellon ■ Mrs. Rosalyn Milbrandt ■ Mr. and Mrs. Egon Molbak ■ Dr. and Mrs. David E. Morrison ■ Mr. and Mrs. William J. Moss ■ Mrs. Shirley Ann Nicolai ■ Mr. and Mrs. William G. Pannill ■ Ms. Christine Perdue ■ Mr. and Mrs. Albin MacDonough Plant ■ Mr. and Mrs. William A. Pusey ■ Mr. and Mrs. Don E. Riddle, Jr. ■ Mrs. Alfred G. Rindler ■ Mrs. Diana Carter Samples ■ Mrs. Deen Day Sanders ■ Mr. and Mrs. William Seale, Jr. ■ Mrs. Josephine M. Shanks ■ Mr. Bob Sierralta ■ Mr. and Mrs. Charles Henry Smith, Jr. ■ Mr. and Mrs. Turner T. Smith, Jr. ■ Ms. Vandy Solomon ■ Mrs. Juliet Sproul ■ Mr. Harold Stahly ■ Miss Jane Steffey ■ Ms. Lida M. Stifel ■ Mr. and Mrs. John B. Strassenburgh ■ Mrs. Benjamin W. Thoron ■ Mrs. Mary Ann Tucker ■ Dr. and Mrs. Peter Van Dyke ■ Mr. Joe Viar ■ Ms. Angela M. Vikesland ■ Mr. and Mrs. Harvey C. White ■ Mr. and Mrs. John W. White, Sr. ■ Mr. and Mrs. D. Anderson Williams ■ Mrs. Marilyn B. Wilson

Effective beginning March 2005, the new member password for the AHS Web site ([www.ahs.org](http://www.ahs.org)) is **blooms**.

# The American GARDENER

## EDITOR

David J. Ellis

## MANAGING EDITOR AND ART DIRECTOR

Mary Yee

## ASSOCIATE EDITOR

Carole Ottesen

## ASSISTANT EDITOR

Viveka Neveln

## EDITORIAL INTERN

Nicole Gibson

## CONTRIBUTING EDITORS

Rita Pelczar

Joanne Wolfe

## EDITORIAL ADVISORY BOARD

**CHAIR** John Alex Floyd Jr.  
*Birmingham, Alabama*

Allan M. Armitage  
*Athens, Georgia*

Nina L. Bassuk  
*Ithaca, New York*

Richard E. Bir  
*Brevard, North Carolina*

John E. Bryan  
*San Francisco, California*

John L. Creech  
*Columbus, North Carolina*

Keith Crotz  
*Chillicothe, Illinois*

Panayoti Kelaidis  
*Denver, Colorado*

Richard W. Lighty  
*Greenville, Delaware*

Elvin McDonald  
*West Des Moines, Iowa*

Felder Rushing  
*Jackson, Mississippi*

**ADVERTISING  
AND CORPORATE  
PARTNERSHIPS** *The American Gardener*  
7931 East Boulevard Drive  
Alexandria, VA 22308  
(703) 768-5700  
E-MAIL: [emonheim@ahs.org](mailto:emonheim@ahs.org)

*The American Gardener* (ISSN 1087-9978) is published bimonthly (January/February, March/April, May/June, July/August, September/October, November/December) by the American Horticultural Society, 7931 East Boulevard Drive, Alexandria, VA 22308-1300, (703) 768-5700. Membership in the Society includes a subscription to *The American Gardener*. Annual dues are \$35; two years, \$60. International dues are \$50. \$10 of annual dues goes toward magazine subscription. Periodicals postage paid at Alexandria, Virginia, and at additional mailing offices. Postmaster: Please send Form 3579 to *The American Gardener*, 7931 East Boulevard Drive, Alexandria, VA 22308-1300.

Botanical nomenclature is based on *The American Horticultural Society A-Z Encyclopedia of Garden Plants*, on *A Synonymized Checklist of the Vascular Flora of the United States, Canada and Greenland* and on the *Royal Horticultural Society Index of Garden Plants*. Opinions expressed in the articles are those of the authors and are not necessarily those of the Society. Manuscripts, artwork, and photographs sent for possible publication will be returned if accompanied by a self-addressed, stamped envelope. We cannot guarantee the safe return of unsolicited material. Back issues are available at \$8 per copy.

Copyright ©2005 by the American Horticultural Society.

♻️ Printed in the U.S.A. on recycled paper.

## NOTES FROM RIVER FARM

**A**S I WRITE THIS in April, *Washington Blooms!* is in full swing at River Farm, with hundreds of tulips, daffodils, and remarkable specialty bulbs blooming throughout the gardens along with cherries, magnolias, and winter hazel. Looking out my window early this morning, I saw a fox and her kits romping in the meadow, which is starting to emerge from its winter rest. Our River Farm is alive with color and activity this spring.

There is much going on with the AHS right now. After all, it is spring! In late March, AHS partnered with the National Gardening Association and several other gardening organizations at the kickoff celebration for National Garden Month. On March 30 and April 1, we hosted a sell-out crowd here at River Farm for our AHS Garden School on the Art and Science of Color in the Garden. At the same time, River Farm was serving as the “set” for an upcoming episode of *Garden Smart*, a PBS gardening program.

In mid-April, we were in Orlando, Florida, to meet the many AHS friends who joined us for our Great American Gardeners Conference and Awards Banquet. What a celebration it was with gorgeous weather, visits to fascinating places that showcased the wide range of horticulture in America (from industry to public gardens to community projects to festivals to home gardens large and small), and the event of the year, when we honored our very own American horticultural heroes. One of the many highlights of that evening was when our Board Chair, Arabella Dane, offered a special toast to Dr. Marc Cathey in honor of his six decades of service to the AHS!

The pace doesn't slow this summer, either. On May 6, I will be co-hosting the Magic of Landscaping Seminar in Orlando for landscape architects, developers, and municipal leaders. Next up is the AHS Member Weekend at the Cleveland Flower Show May 27 to May 30. At the same time our staff is busy refining plans for the National Children & Youth Garden Symposium, scheduled for July 28 to 30 in Atlanta, and expanding *The Growing Connection* garden at River Farm.

A very exciting new program is in the design phase. River Farm has been selected as one of six host sites for the first ever Eastern Performance Trials, a nationally important industry event that will be held the week of September 19 to 24 (for more on this, see the article on page 8). Landscape designer Tres Fromme of Longwood Gardens and his colleague Gayle Shelden were here in April creating the preliminary design for River Farm, where industry leaders will showcase exciting new plants that will be introduced to gardeners the following spring. We are grateful to AHS Board members Don Riddle, Susie Usrey, Joel Goldsmith, and Allan Armitage for facilitating AHS's involvement in this groundbreaking event. The 2005 Annual Gala at River Farm on the evening of September 24 will serve as a fitting exclamation point to the weeklong plant trials.

I hope all this news motivates you to make plans to join us for one of these upcoming educational and inspirational programs. In the meantime, enjoy the unfolding drama as spring turns to summer in your garden.

Happy Gardening!



—Katy Moss Warner, AHS President





## MEMBERS' FORUM

### PLANTING UNDER TREES

As a landscape designer, I am often faced with the problem of planting under trees, so I read with great interest David Oettinger's article "Planting Under Trees" (January/February 2005), which describes the necessity to protect the roots of trees during construction and landscaping.

I was happy to see this topic addressed in *The American Gardener*, but I was disappointed that the article did not provide specific information. In one case, Oettinger described how he created "an unobtrusive mulch bed around the tree to incorporate shrubs and perennials. The tree's roots were not harmed and he was able to install a great new garden." What is an "unobtrusive mulch bed?" And if it is unwise to add more than two inches of soil or three inches of mulch over the roots of a tree—as is stated later in the article—how can shrubs and perennials be planted? Exactly how does the gardener "work around" the roots of an oak tree? How deep can we dig?

Judy Nauseef  
Iowa City, Iowa

**Editor's response:** The contradiction you noted was the result of an editing error that oversimplified David Oettinger's advice. His original text for that section read: "We accommodated the desire to create the garden by staking out the edges of visible tree roots, then applying a layer of mulch between them. Once the mulch was in place, the homeowner planted native ground covers and perennials in the mulched areas, avoiding damage to the majority of the tree's roots."

Because trees have different root configurations and vary in their tolerance of root damage, it is almost impossible to state specific standards.

### BACKYARD DÉJÀ VU

Imagine my surprise when I received my January/February issue of *The American Gardener* and found a picture of my yard on page 32. It was taken from *Gardening for Wildlife*, which was published by the

National Wildlife Federation in 1995.

Our property has been registered with its Backyard Wildlife Habitat program for many years. We have had 93 species of birds visit our yard along with many animals. We have two ponds that are homes to bullfrogs and green frogs.

We maintain our whole yard with the welfare of the natural world as our primary concern. In the process, we receive much pleasure from the undertaking. We use mostly our own compost for fertilizer and refrain from using pesticides. It is very satisfying to know that gardeners can make a big difference even in such a small way.

Joan L. Farr  
Woburn, Massachusetts

### ICE FLOWERS ENCOUNTER

Thank you, thank you for the article on "Ice Flowers" by Bruce Means (January/February). It explains something I had wondered about for many years. Early on a frosty Thanksgiving morning in 1984, I was driving down a country road to my sister's place in eastern Arkansas when I saw many scattered clumps of something white in the low sheltered woods near the creek. I walked back to look more closely and discovered hundreds of "frost flowers." I sat mesmerized by the "angel wings" of ice coming out of those narrow dried stems. An hour later the sun filtered through the trees and in only a few moments they were all gone. Of the many hours I have spent marveling at nature's incredible sights, that morning ranks as one of the most mystical.

Janet Williamson  
Tulsa, Oklahoma

### WILDLIFE VALUE OF SNOWBERRIES

I enjoyed reading the January/February magazine, but I was concerned by the use of a photo of a hybrid snowberry (*Symphoricarpos* spp.) on the cover when one of the articles listed on the cover was "Native Fruits for the Edible Landscape." In *Poisonous Plants of California* (University of California Press, 1987), authors

Thomas C. Fuller and Elizabeth McClintock state of *Symphoricarpos albus*, "The berry contains chelidonium, an isoquinolin alkaloid, reported to induce vomiting." Writing of the seven species of *Symphoricarpos* native to California, they say they "have not been implicated in poisonings but the berries remain on the plants and are not eaten by wildlife." Are the Monrovia hybrid's parents of California origin? Should this plant be used to attract wildlife?

Ellen Zagory  
Director of Horticulture  
Davis Arboretum  
University of California at Davis

**Editor's response:** The cover photograph showed a snowberry that was described in the article about new plants for 2005. It was not in the edible landscaping article. Most of the literature on *Symphoricarpos* concurs that the berries are potentially toxic to humans when consumed in large quantities. However, several sources, including the U.S. Forest Service and the National Audubon Society, recommend the plant for attracting wildlife.

The Netherlands-based breeders of the snowberry hybrid declined, for proprietary reasons, to reveal its parentage.

### CORRECTION

In the 2005 *AHS Member Guide* (bound into the January/February issue of *The American Gardener*), the contact information for **Yew Dell Gardens**, a participant in the AHS's Reciprocal Admissions Program, was listed incorrectly. Here is the correct information:

Yew Dell Gardens  
5800 North Camden Lane  
Crestwood, KY 40014  
(502) 241-4788  
[www.yewdellgardens.org](http://www.yewdellgardens.org)  
■ Free admission for AHS members

**PLEASE WRITE US!** Letters should be addressed to Editor, *The American Gardener*, 7931 East Boulevard Drive, Alexandria, VA 22308, or you can e-mail us at [editor@ahs.org](mailto:editor@ahs.org). Letters we print may be edited for length and clarity.



**A green lawn does not have to be hazardous to your health.**

Why risk exposing your family to the potential health risks associated with unnecessary lawn chemical use? NaturaLawn® of America's environmentally friendly approach creates a green lawn quickly, more naturally, and with fewer weeds. We know a one-size-fits all chemical program is simply not a safe approach. That's why we customize a formula that's right for your lawn. Working with nature, not against it, NaturaLawn of America strengthens your lawn's root system by building the soil to help give you a healthy green lawn that stays that way.

**Call 800-989-5444 and we'll show you that our service is as superior as the lawns we create.**



**NaturaLawn of America, the safer way to a healthy lawn.  
Find out more at [www.nl-amer.com](http://www.nl-amer.com).**

© 2005. NaturaLawn of America, Inc. All rights reserved. Each office independently owned and operated. For permission to reproduce this piece, call 800-989-5444.

## A Colorful AHS Garden School Kicks Off Spring

AN IMPRESSIVE lineup of garden experts and an exciting agenda caused seats for the 2005 AHS Garden School, “The Art and Science of Color in the Garden,” to sell out weeks before the registration deadline. More than 60 people attended the two-day intensive program, held at River Farm on March 31 and April 1, to learn invaluable techniques and practical advice for effectively using color in the garden.

AHS President Emeritus **Dr. H. Marc Cathey** and AHS President **Katy Moss Warner** as well as horticulturist **Heather Will-Browne** of Walt Disney World Resort in Florida, garden writer **Pamela Harper**, Longwood Gardens landscape designer **Tres Fromme**, educator and author **Allan Armitage**, and artist **Sara Poly** shared their expertise. In addition, participants visited the Smithsonian’s Hirshhorn Museum and Sculpture Garden for a field study.



“This event was an immersion in a very specific area of horticulture,” says AHS President Katy Moss Warner. “Color is important in announcing the garden, and when used effectively, it exerts a tremendous influence over us.”

Building on the success of this recent Garden School event, the AHS plans to expand the program. “Eventually we would



Above: Artist Sara Poly leads a workshop in which participants experiment with watercolors. Left: AHS President Emeritus Dr. H. Marc Cathey and garden writer Pamela Harper both shared intriguing perspectives on color during the AHS Garden School.

like to offer more than one Garden School a year, and in order to reach a larger audience, we’d like to have them in different regions of the country,” says AHS Education Programs Manager **Stephanie Jutila**. For the time being, the AHS will continue to offer a springtime Garden School event at River Farm. If you would like to receive information about future programs, send an e-mail to [education@ahs.org](mailto:education@ahs.org).

## Eastern Performance Trials at River Farm

MANY IN THE horticultural world are familiar with the **California Pack Trials**, an annual spring ritual for the green industry where plant producers showcase new plant varieties coming onto the market for retail growers and the gardening media. Now the East Coast has an answer: the **Eastern Performance Trials**, which will be held September 19 to 24 at six locations (see box, page 9) in the Mid-Atlantic.

More than 20 international and national plant producers will be unveiling their most exciting new introductions for 2006—including bedding plants, herbaceous perennials, vines, shrubs, and trees—during the trials. “All of the plants will be exhibited in two formats,” says **Don Riddle**, owner of Homestead Gardens in David-



sonville, Maryland, and chair of the trials committee. Don says each host location will feature the plants in inspirational gardens and in a more traditional merchandising format. “Plant retailers will see not only how the plants can be merchandised in their store, but also how they will be incorporated into their customers’ landscapes,” he notes.

AHS’s River Farm headquarters is one of the host sites for this groundbreaking event, which is being coordinated by the **Garden Centers of America (GCA)**. While this event is primarily produced for green industry professionals, who must pre-register to attend, River Farm will have a special open day on Thursday, September 22 for AHS members and the public to view the plants.



## Eastern Performance Trials Host Sites

- **Conard-Pyle**, West Grove, Pennsylvania
- **Homestead Growers**, Davidsonville, Maryland
- **River Farm**, Alexandria, Virginia
- **Virginia Growers**, Richmond, Virginia
- **White's Greenhouse & Nursery**, Chesapeake, Virginia
- **McDonald Garden Center**, Virginia Beach, Virginia

nova, Virginia, are collaborating to produce the overall garden design for the trials at River Farm.

"The Eastern Performance Trials will give the American Horticultural Society an unprecedented opportunity to be a showplace for the green industry," says AHS Director of Horticultural Programs **Tom Underwood**. "River Farm offers a unique setting for displaying the new plant introductions to best advantage."

For more information about the upcoming trials, visit [www.easternperformancetrials.org](http://www.easternperformancetrials.org)

The companies that will be based at the River Farm site are **Athens Select**, **Centerton Nursery**, **Cherry Lake Tree Farm**, **Goldsmith Seed**, **Proven Winners**, and **Saunders Brothers**. Each company's plants will be showcased in creative and colorful displays on the grounds.

**Tres Fromme**, landscape designer at Longwood Gardens in Kennett Square, Pennsylvania, and **Gayle Shelden** of Earth Design Associates in Casa-

## River Farm Stars in PBS Program

THE AHS'S River Farm headquarters became a stage set in April, providing spectacular spring scenery for the television crew that visited to film an episode of *Garden Smart*, a PBS gardening program hosted by **Charlie Nardozzi**. AHS Horticulturist **Peggy Bowers** gave Charlie a tour of River Farm while they discussed many of the spring-blooming bulbs and shrubs around the grounds. Peggy also explained how to care for older trees like River Farm's venerable Osage orange and demonstrated how to mulch and formatively prune young trees with the off-camera assistance of Arborist **Richard Eaton** from The Care of Trees, an AHS corporate partner.



Charlie Nardozzi, host of the PBS program *Garden Smart*

"This program gave us a chance to educate gardeners on a national level," says Peggy, "as well as show off River Farm during one of its most beautiful seasons." The episode featuring River Farm is scheduled to air in the next few weeks. Check the listings for your local PBS station, or for more information, visit [www.gardensmart.tv](http://www.gardensmart.tv).

# Flower Power

with **America in Bloom**®

Participating municipalities have:

- more innovative floral plantings
- different plant varieties and colors
- more planters, hanging baskets and gardens

**America in Bloom**

(614) 487-1117  
[www.americainbloom.org](http://www.americainbloom.org)

# Free Seed Catalog!

Inspiration Required,  
Green Thumb  
Optional...

Reserve your copy  
of the 2005 seed  
catalog right now.

150 Years of  
British Tradition

**Thompson & Morgan**  
1855 - 2005

Phone Us  
Toll Free: **800.274.7333**

Offer  
#509

Log on to [www.ahs.org](http://www.ahs.org) and support the American Horticultural Society. Just click on the Thompson & Morgan link to place your order.

Receive a free gift with every order you place from our new 2005 Seed Catalog!



## AHS NATIONAL EVENTS AND PROGRAMS 2005 CALENDAR

Mark your calendar for these upcoming national events and programs that are sponsored or cosponsored by the American Horticultural Society.

- MAY 27–30. **AHS Member Weekend at Cleveland Botanical Garden Flower Show.** Cleveland Botanical Garden, Cleveland, Ohio.
- JUNE 2. **Taste of River Farm.** George Washington's River Farm, Alexandria, Virginia.
- JULY 28–30. **AHS National Children & Youth Garden Symposium.** Atlanta, Georgia. Hosted by the Atlanta Botanical Garden and Wonderland Gardens.
- SEPT. 19–24. **Eastern Performance Trials.** George Washington's River Farm, Alexandria, Virginia. (Thursday, Sept. 22 has been designated a special open day for AHS members and the public to view the trials.)
- SEPT. 24. **AHS Annual Gala.** George Washington's River Farm, Alexandria, Virginia.
- DEC. 8. **Friends of River Farm Holiday Reception,** George Washington's River Farm, Alexandria, Virginia.

For more information about these events, call (800) 777-7931 or visit the AHS Web site ([www.ahs.org](http://www.ahs.org)).

## AHS and JMG Team Up for Kid's Book Award

THE AMERICAN HORTICULTURAL SOCIETY and the **Junior Master Gardener (JMG)** program have teamed up to honor outstanding children's gardening and nature books through the new "Growing Good Kids—Excellence in Children's Literature Awards" program. Each year, this award will recognize a select group of children's books that are especially effective at promoting an understanding of, and appreciation for, gardening and the environment.

"Using quality children's literature to connect kids to gardening and the natural world is a compelling concept," says **Randy L. Seagraves**, curriculum coordinator for the Junior Master Gardener program. "We are very excited about this collaboration between AHS and JMG, which we believe could attract a whole new audience to the youth gardening culture. And bringing gardens and great books together may just be another way to grow good kids."

During this charter year of the awards program, children's

## Spring Blooms at River Farm



Thousands of bulbs planted last fall burst into bloom in the warm days of April, making for a very colorful month at River Farm.



books published before 2005 are being considered in a unique, one-time "Classics" category. The list of these Growing Good Kids "CLASSICS" is being compiled through recommendations of experts from the National Children & Youth Garden Symposium Advisory Panel, the JMG and AHS program offices, JMG State Coordinators and JMG Specialists, as well as teachers, youth leaders, and kids throughout the country.

Then, starting in 2006, the book awards will recognize selected children's gardening books published in the previous calendar year. The Growing Good Kids Book Awards Committee will review nominated books and select as winners those books that achieve the primary award criteria.

JMG is an international youth gardening program coordinated through the University Cooperative Extension network. JMG conducts teacher training and engages children in novel, hands-on group and individual learning experiences that foster a love of gardening and develop an appreciation for the environment. The national program office is at Texas A & M University in College Station, Texas. For more about JMG, visit [www.jmgkids.com](http://www.jmgkids.com).

American Horticultural Society

# 2005 NATIONAL CHILDREN & YOUTH GARDEN SYMPOSIUM

**REGISTRATION IS NOW OPEN!**

Register online at [www.ahs.org](http://www.ahs.org).

HOSTED BY ATLANTA BOTANICAL GARDEN & WONDERLAND GARDENS

## Making Connections



ATLANTA, GEORGIA  
JULY 28–30, 2005

Explore the importance of connecting children and youth to plants as you join us for three days of inspirational keynotes, informative sessions, idea-filled garden explorations, friendship, networking, and much more...

*Gain perspective from three outstanding keynote presentations...*

- **Sharon Lovejoy**, nationally recognized author and illustrator, will offer us encouragement and inspiration as she shares her passion for all the exciting and wonderful things that can be found in “Mother Nature’s Classroom”
- **Tim O’Keefe**, an exemplary second-grade teacher from the Center for Inquiry in Columbia, South Carolina, will help us hone our skills with “Learning Science Through Inquiry: Doing What Scientists Do”
- **Marcia Eames-Sheavly**, winner of the AHS 2005 Jane L. Taylor Award for her work with youth and gardening, will give us reason to pause and think as she explores “What Children and Youth Really Need: How Gardening Can Provide It”

*Participate in garden explorations and informative sessions...*

- Experience the gardens and programs of **Wonderland Gardens**, a developing public garden in south Dekalb County that has become a national model for environmental education and a rallying point for garden-inspired community activism
- Enjoy an afternoon and evening at **Atlanta Botanical Garden**, featuring a two-acre children’s garden, the Dorothy Chapman Fuqua Conservatory and the Fuqua Orchid Center
- Learn from 20 information-packed sessions on gardening with children and youth
- Attend the debut of the “**Growing Good Kids Excellence in Children’s Literature Awards**” presented by the Junior Master Gardener Program and the American Horticultural Society. This new awards program honors engaging and inspiring works of garden- and ecology-themed children’s literature

The symposium will be headquartered on the beautiful campus of **Emory University** in suburban Atlanta. An optional excursion to **Callaway Gardens** and its famous Day Butterfly Center will be offered at the conclusion of the symposium on Saturday afternoon.

### FOR MORE INFORMATION

Visit [www.ahs.org](http://www.ahs.org), e-mail [youthprograms@ahs.org](mailto:youthprograms@ahs.org) or call (703) 768-5700 ext. 132

## In The Garden with the Experts



August 26-28, 2005

Join us for a weekend filled with fascinating seminars and demonstrations given by famed speakers in the field of horticulture and landscape design, including Andre Viette, well-known horticulturist and author.

Starting at **\$409** *per person\**

Two-Night Package Includes:

- Luxurious Accommodations
- Breakfast & Dinner Daily
- Book Signing, Seminars and Demonstrations
- Garden Luncheon
- 10% Off Purchases in the Cottage Gardener Shop
- Nightly Movies, Use of Indoor & Outdoor Pools, Fitness Center, Hiking and Biking Trails




800.838.1766

[www.thehomestead.com](http://www.thehomestead.com)

\*Per person, with a 2-night minimum, based on double occupancy. Price does not include service fees and tax. Some restrictions apply. Subject to availability.

Ornamental grasses, perennials,  
bamboo, ferns. Liners available.

**KURT BLUEMEL, INC.**  
wholesale



earthly pursuits  
sales to the public

earthly pursuits, inc.  
2901 Kuntz Road Windsor Mill, Maryland 21244  
Tel: 410-496-2523 Fax: 410-496-5894  
Email: [mail@earthlypursuits.net](mailto:mail@earthlypursuits.net)  
[www.earthlypursuits.net](http://www.earthlypursuits.net)

Kurt Bluemel, Inc.  
2740 Greene Lane Baldwin, Maryland 21013  
Toll Free: 800-498-1560 Local: 410-557-7229 ext. 6  
Fax: 410-557-9785 Email: [Sales@kurtbluemel.com](mailto:Sales@kurtbluemel.com)  
[www.kurtbluemel.com](http://www.kurtbluemel.com)

shipping nationwide

## Art Shows at River Farm

Throughout the year, the rooms of River Farm's estate house are often graced with rotating art exhibits featuring plant- and landscape-related subjects. Most of the works are available for sale, with a portion of the proceeds going to support AHS.

An exhibit titled "**Light Work**" is currently on display through May 20. It includes the works of four local artists, some of which feature scenes of the buildings and gardens at River Farm.

From May 30 to July 1, "**Potpourri of Color**" will include the watercolors and pastels of garden artists Marni Maree and Karin Sebolka.

The exhibits are open to the public at no charge during River Farm's hours of operation (Monday through Friday 9 a.m. to 5 p.m. and Saturdays, April through September, 9 a.m. to 1 p.m.). For more information, visit the AHS Web site ([www.ahs.org](http://www.ahs.org)) or call (703) 768-5700 ext. 114.

## Awards Galore at the Philadelphia Flower Show

AFTER MANY MONTHS of painstaking restoration, the AHS's set of former **White House Gates** appeared at the Philadelphia Flower Show in March as part of the show's entrance display, "Gateway to America." The grand display, which won the show's Central Feature Award, showcased the fully restored 186-year-old historic gates and a red, white, and blue floral color scheme that reflected the show's theme, "America the Beautiful." AHS staff members, who were at the show to help answer questions from the thousands of visitors who viewed the gates, heard many enthusiastic comments about them.

Additionally, the AHS gave its Environmental Award to "An American Woodland Garden," a display created by **Stoney Bank Nurseries** in Glen Mills, Pennsylvania. It featured a springhouse that connected a woodland garden to a native deciduous forest, demonstrating how "nature and design can embrace the beauty and chaos of the woodland." This exhibit also earned the Philadelphia Flower Show Silver Trophy and the Kate and Robert Bartlett Jr. Award for the Best Use of Trees.



The restored White House Gates at the 2005 Philadelphia Flower Show

News written by Assistant Editor Viveka Neveln.


## 2005 AHS Book Award Winners

**F**IVE GARDENING BOOKS published in 2004 have been awarded the American Horticultural Society's 2005 Book Award. The winning books, listed below, were selected by the AHS Book Award Committee, chaired by **Dick Dunmire** of Los Altos, California, a former editor of the *Sunset Western Garden Book*. Other committee members were **Linda Askey** of Birmingham, Alabama, formerly senior writer for *Southern Living* magazine; **Keith Crotz**, owner of the American Botanist Booksellers in Chillicothe, Illinois; **Laurie Hannah**, a horticultural librarian at Santa Barbara Botanic Garden; **Rommy Lopat** of Richmond, Illinois, editor of *weedpatch.com*; **Lucinda Mays** of Chadron, Nebraska, a former editor of PBS's *The Victory Garden*; and **Ray Rogers**, a garden writer and editor from North Brunswick, New Jersey.

To view a complete list of books that have won the AHS Book Award since the program was initiated in 1997, visit the AHS Web site ([www.ahs.org](http://www.ahs.org)) and click on "Awards."


**American Household Botany: A History of Useful Plants 1620–1900** by Judith Sumner. Timber Press, Portland, Oregon. Price, hardcover: \$27.95.

"THIS WAS NOT only a great reference, but extremely readable," said Rommy Lopat. "Sumner is an accomplished storyteller who weaves together fascinating information about plants and people," observed Linda Askey. "What distinguishes this book is that it covers both culture and *horticulture*." Laurie Hannah added, "I don't know of many garden books that take a historical topic and expand upon it in such an interesting way."




**The Compleat Squash: A Passionate Grower's Guide to Pumpkins, Squashes, and Gourds** by Amy Goldman; photographs by Victor Schrager. Artisan, New York, New York. Price, hardcover: \$40.

THIS INSPIRING combination of Goldman's prose and Schrager's photography earned the duo a second AHS Book Award (their collaboration on *Melons for the Passionate Grower* won in 2003). "It is a delicious book, and it has motivated me to action," said Linda Askey. "It's a wonderful celebration of the diversity in the squash family," said Ray Rogers, "and on top of that, all the horticultural information is completely sound." Laurie Hannah said, "I love the photography—it brought out the incredible character of the fruit."




**Encyclopedia of Water Garden Plants** by Greg Speichert and Sue Speichert. Timber Press, Portland, Oregon. Price, hardcover: \$49.95.

COMMITTEE MEMBERS praised this book for its comprehensiveness, readability, and focus on plants and conditions relevant to American gardeners. "This is as thorough-going a book on water gardening as you could hope for," said Dick Dunmire. "This is a very useful reference for anyone thinking about creating a water garden," said Rommy Lopat. "It's very accessible," said Laurie Hannah, "and after reading it thoroughly I felt that I had learned an awful lot."




**Plants and Landscapes for Summer Dry Climates of the San Francisco Bay Region** edited by Nora Harlow. East Bay Municipal Utility District (EMBUD), Oakland, California. Price, hardcover: \$49.95.

ALTHOUGH THE title of this book—which was compiled under the direction of editor Nora Harlow and incorporates photography by Saxon Holt—gives the impression it is regionally narrow in scope, the committee felt its content and presentation made it relevant to a much broader audience. "As an overall production, this book is spectacular," said Ray Rogers. Lucinda Mays said the book "is a wonderful example of how we can use what we know about gardening to protect and improve our environment. It's an excellent model for other regional publications."



**Understanding Orchids: An Uncomplicated Guide to Growing the World's Most Exotic Plants** by William Cullina. Houghton Mifflin Company, Boston, Massachusetts. Price, hardcover: \$40.

THIS IS THE second AHS Book Award for Cullina, whose *Growing and Propagating Wildflowers of the United States and Canada* earned an award in 2000. "This is my top choice of all the books we reviewed this year," said Ray Rogers. "It is astoundingly well written and leaves most other orchid books in the dust." Linda Askey said the book "was very readable while also including detailed information on a complex topic—a difficult combination to achieve."



## Kurt Bluemel Nursery: Perennials for American Gardens

by Carole Ottesen

THE PAST 40 years have witnessed tremendous changes in the way Americans garden. Perhaps the most significant new trend to emerge has been the vastly increased use of herbaceous perennials and ornamental grasses.

One of the leading forces behind the growing popularity and diversity of perennial plants, especially in the Mid Atlantic region, has been nurseryman **Kurt Bluemel**. His wholesale nursery, Kurt Bluemel, Inc., located in Baldwin, Maryland, grows a staggering variety of perennials in even more staggering numbers to supply retail nurseries and major landscaping projects throughout North America. Bluemel's nursery has supplied plants for such diverse clients as the **Animal Kingdom at Walt Disney World Resort** in Orlando, Florida, and a meadow at the headquarters of **Becton, Dickinson and Company**, a medical technology company headquartered in Franklin Lakes, New Jersey. (The nursery's retail arm, **Earthly Pursuits**, [www.earthlypursuits.com](http://www.earthlypursuits.com), is managed by Bluemel's sister, **Monika Burwell**.)

Among the nursery's offerings are so many different kinds of ornamental grasses—some 700 selections—that Bluemel is known as “Mr. Grass” in some circles. “Directing his unique energies and knowledge to what was an obscure group of plants, Kurt Bluemel literally put a face on ornamental grasses for innumerable American gardeners, nursery professionals, and landscape architects,” says garden writer and photographer **Rick Darke**, whose books include *The Color Encyclopedia of Ornamental Grasses* (Timber Press, 1999). “A demanding yet generous mentor to so many, Kurt reached across oceans and continents to



Japanese blood grass is one of the plants Kurt Bluemel introduced to American gardeners.

assemble his palette, and the Kurt Bluemel catalog became the Bible.”

### FILLING A GARDEN VOID

When Bluemel emigrated to the United States from Europe over 40 years ago, many of the perennials and grasses he was familiar with there were impossible to find. “There was an obvious void—not just in grasses, but in herbaceous perennials,” he recalls. “One of the plants I brought from Europe was *Helleborus orientalis*,” the Lenten rose, which Bluemel says, was then relatively unknown.

The availability of new and different perennials inspired American landscape designers and gardeners, who began integrating these plants in lavish quantities as exciting new ground covers. Increasing sophistication, in turn, fueled a demand for even more of the new and different. Many of the plants once considered unusual or exotic—including ornamental grasses, sedums, and hellebores—have become a standard part of the American perennial plant palette.

“I think my contribution as a person and through my nursery was to help open up a whole new avenue of thinking about perennials and how to use them in the garden,” says Bluemel.

### A GROWING RELATIONSHIP

Bluemel served as chair of the AHS Board of Directors from 2002 to 2004 and remains on the Board as past chair. In addition, he has created an enduring natural legacy at AHS's River Farm headquarters by designing a meadow and donating more than 100,000 plants to stock it. The second phase of the André M. Bluemel Meadow, named in memory of Kurt's son, is being planted this spring. “Kurt's gift will be enjoyed by generations of visitors to River Farm,” says AHS Director of Horticultural Programs **Tom Underwood**.

Bluemel's support of AHS is fueled by his commitment to the Society's mission and educational programs. “AHS has a tremendous future under the leadership of our president, **Katy Moss Warner**,” says Bluemel. One of AHS's great strengths, he feels, is its Board, which combines the experience, passion, and skills of national horticulture industry leaders and avid gardeners. “Having that kind of leadership allows board members to combine their strengths and achieve greater results,” he adds.

These are the kind of qualities, Bluemel says, that make it worthwhile for him to support AHS on both a personal and a company level. Corporate partnerships, he says, “offer a much greater opportunity to get our mission across—to educate and make more garden-loving people.” And, he adds, “in the long run, support for AHS benefits the companies as well.”

*Carole Ottesen is associate editor of The American Gardener.*

For more information about corporate partnerships with AHS, contact Eva Monheim at [emonheim@ahs.org](mailto:emonheim@ahs.org).



high-bred,  
*well-fed,*  
loving-care...

Nuccio's Bella Rossa Camellia  
*Camellia japonica* 'Nuccio's Bella Rossa' P.P. #13023

 **MONROVIA**<sup>®</sup>

*Only from Monrovia...*

- Genetically superior specimens exceed industry norm
  - 42 exclusive soil blends ensure stronger root systems and disease resistance
- Each plant is nurtured and cared for by specially trained Horticultural Craftsmen

*Distinctively Better<sup>®</sup> Plants...from the Ground Up*

*Available at fine garden centers.  
For the location nearest you, call 1-888-Plant It!*

 **MONROVIA**<sup>®</sup>

HORTICULTURAL CRAFTSMEN<sup>®</sup> SINCE 1926  
[www.monrovia.com](http://www.monrovia.com)



# Exotic Annual Vines

With only one season at their disposal, ornamental annual vines make the most of their time, producing lush vegetation and, in most cases, a profusion of flowers. Add a few of these climbers to your garden and its ambiance instantly takes a tropical turn.

BY RITA PELCZAR

**S**INCE SUMMER in southern Maryland, where I garden, does a pretty good imitation of the Tropic of Cancer, it isn't surprising that so many tropical vines seem at home here. Most are perennials in their native clime, but they grow here as annuals. Choices among tropical climbers are many—narrowing the selection is the real challenge. In one way, it's fortunate that the vines usually don't survive our chilly winters—that means new vines can be sampled each year.

## SUPPORTING LAZY HABITS

A vine's stems lack the rigidity to stand upright. They need some external support to grow upwards, and only gravity to grow down. Given their lax growth habit and wandering nature, planning is essential before you plant a vine in your garden. Lazy of habit they might be, but they are plants on the move! Determine in advance where you want your vine to grow and how this growth will be supported or it may become a nuisance.

Vines have developed several strategies to climb, which affects the type of support they need. Some vines cling to a flat support, like a wall, with aerial roots or specialized adhesive tendrils. Others simply lean on or droop over nearby structures or plants. And some vines climb by twining their stems, leaves, petioles (leaf stem), or tendrils around whatever is handy.

The vines we grow as annuals are, for the most part, twiners. A trellis, fence, obelisk, mailbox, lamppost, porch railings, even strings tied to a sturdy overhead support, provide the necessary framework for accommodating their aerial feats. Look around your yard and you are likely to find a few potential vine supports. Or a



*Ipomoea lobata*

wide range of freestanding supports can be purchased or economically constructed—bamboo poles work well.

If planted in a hanging basket, a twiner like black-eyed Susan vine or purple bell vine will wind its way up the hanging wires and cascade over the edge, producing several feet of vertical growth. You can also add tropical flair to a porch or patio

by combining a vine in a planter with colorful annuals. Allow the vine to weave through the other plants.

## IRRESISTIBLE IPOMOEAS

Some of the most beautiful and exotic vines are members of the genus *Ipomoea*. My favorite, without hesitation, is the moonflower (*I. alba*, USDA Hardiness



Zone 12–15, AHS Heat Zone 12–10), a perennial twiner found in tropical regions worldwide. If ever there was a more romantic garden inhabitant, I've not met it. The six-inch pure white, silky flowers stand out against large, heart-shaped leaves. The blooms are so fragrant that you can tell when one is open well before you see it, and if you bring a freshly opened flower indoors, its perfume will scent an entire room.

The best thing about a moonflower is watching one open. Catch it at the right moment, sometime shortly after dusk, and before your eyes, its spirally folded, four-inch bud unfurls. Each flower lasts only one night, usually withering by mid-morning, but new buds open each evening.

Growing moonflowers could hardly be easier. Its seed needs a little scarifying—that is, filing or nicking the hard seed coat—followed by soaking overnight in water before you sow it, but once planted, it grows quickly. I sow mine directly in the garden, although you can start them indoors about eight weeks before the last frost. Don't sow or transplant moonflowers in the garden until the weather has settled and the soil has warmed a bit.



**Moonflowers will fascinate adults in the same way they did the author's son.**

Site moonflowers in full sun in rich, moist, well-drained soil in a spot where you can observe it up close, or near a window so its scent can be carried indoors. I grow mine along the front porch near the swing where we can watch its enchanting evening performance.

Although they are altogether different, the flowers of mina or Spanish flag (*Ipomoea lobata*, syn. *Mina lobata*, Zones

13–15, 12–10) are nearly as exotic as the moonflower. They are borne along one side of a curved, eight-to-12-inch stem. The flowers open from the base scarlet-red, maturing to orange, then yellow, then ivory. They persist a good while, so each stem features all these colors. I get impatient waiting for that first bloom to appear, which may not happen until early August, but once flowering begins, it is spectacular and non-stop until frost.

A native of the American tropics, mina's culture is the same as moonflower, but wait until outdoor temperatures stay above 50 degrees Fahrenheit at night before moving plants outdoors—mina is

extremely sensitive to cold. Once the seed germinates, stems grow rapidly to 15 feet, supporting a dense cover of three-lobed leaves. It grows well in containers or in the ground, and can easily be trained to a trellis or strings to serve as an effective screen. (For more *Ipomoea* selections and other exotic vines, see chart, page 21.)

## CLOCK VINES

From the other side of the globe come the clock vines of the genus *Thunbergia*. The species most commonly found in gardens is the black-eyed Susan vine (*T. alata*, Zones 11–15, 12–10), a native of tropical Africa. It bears bright yellow, funnel-shaped flowers that are an inch and a half across, with five broad lobes and a contrasting center that is very, very dark.

Compared to many tropical vines, its stems are thin, with a very delicate appearance, and it is often grown in hanging baskets. But appearances can be deceiving. Last year, I decided to grow the variety 'Blushing Susie' with its shades of red, pink, and ivory flowers in a bed where I had placed a large weathered tree stump. I figured the stump would provide support and a pleasing weathered gray background for the colorful flowers. Once the vine took hold, however, it completely obscured the stump and continued to grow six to eight feet in all directions. It was a battle to keep it from overtaking surrounding plants.

This year, I will restrain it in a large pot. But if I needed a fast-growing screen, I'd plant it in the ground and hang strings or plastic mesh for its stems to climb. I'm



## SURVIVING WINTER

Many tropical vines can be cut back and brought indoors for winter. If you have a greenhouse or a cool room with lots of light, your vines may continue to grow and flower.

Even if you lack those growing environments, most of these vines can be maintained in a near dormant state until they can be returned to the garden in spring. The unheated portion of my basement, with its north facing glass doors, provides a suitable location for most of my overwintering tropicals. The limiting factor is always space.

Below are the steps I have used to successfully overwinter my favorite annual vines. —R.P.

1. To minimize stress, grow the plants in containers.
2. As cold weather approaches in fall, reduce watering and stop fertilizing.
3. Check each plant for pests. If necessary, spray with insecticidal soap.
4. Cut vines back hard. I rarely leave more than 18 inches of stem.
5. Place containers in a cool room that stays above freezing.
6. Water occasionally, never letting the soil completely dry out.
7. About a month before the last frost date in your area, begin increasing water and apply a dilute solution of a balanced liquid fertilizer.
8. When night-time temperatures stay above 50 degrees Fahrenheit, start acclimating plants to outdoor conditions by placing them in a shaded, protected area.
9. Once acclimated, repot plants and place them where they are to grow for the summer.



tempted to try other varieties—like ‘White-eyed Susie’ with dark-centered white flowers or ‘Sunrise Surprise’ with flowers that range from ivory and yellow to apricot and rose—but I’ve decided the yellow flowers of the species with that intriguingly dark center are still the most dramatic.

The Bengal clock vine, also called blue trumpet vine and skyflower (*T. grandiflora*, Zones 14–15, 12–10), can grow six to 10 feet in a season. Native to tropical Asia, it produces broad, six-to eight-inch leaves and three-inch, lavender-blue flowers in drooping clusters throughout summer. The cultivar ‘Alba’ bears white flowers. It is difficult to grow from seed, but easy from cuttings. If you can’t find one at your local

garden center, young plants can be purchased through mail order nurseries.

Both these clock vines require a constant supply of moisture—they should never be allowed to dry out. Although recommended for full sun or part shade, I find they benefit from shade in the late afternoon. These vines are evergreen perennials in the tropics, and can be cut back and brought indoors for winter. They will bloom intermittently if they are happy with their conditions (see “Surviving Winter,” left).

### MEXICAN FLAME VINE

In Mexico and Central America where it is native, the Mexican flame vine (*Senecio confusus*, Zones 13–15, 12–7) is a sprawl-





*Rhodochiton atrosanguineus*

ing evergreen that can become a tangled mass of growth. It has the habit of rooting where the stem touches the ground. This is not a problem where cold winters put an end to its ramblings. In fact, it can be an advantage if you are using it to cover an eyesore or enhance a length of chain-link fence.

It grows rapidly—six to 10 feet in a season—producing four-inch, coarsely toothed, dark green leaves that provide an attractive foil for the bright orange, daisylike flowers. Each fragrant flower-head is an inch or two across, and it darkens with age to a soft red. Best flower production is in full sun, but the plants will grow in part shade.

Given its propensity for rooting along the stem, it isn't surprising that new plants are easy to start from cuttings. Seed prop-

agation is another matter. It takes a long time for seed-grown plants to reach their flowering stage, so the fiery blooms are often delayed until late summer. I've had good luck purchasing young plants that I place in the garden as soon as the soil warms in spring. With regular watering until they are established, plants develop quickly, and by midsummer they are producing lots of flowers that attract both bees and butterflies. Once settled in, they are fairly drought tolerant.

#### PURPLE BELL VINE

The purple bell vine (*Rhodochiton atrosanguineus*, Zones 12–15, 8–2) is a delicate climber from Mexico with slender stems and intriguing blooms that consist of a mauve-pink calyx from which the dark reddish-purple, tubular flower

## Resources

**Flowering Vines: Beautiful Climbers** (21st Century Gardening Series, No. 158) by Karan Davis Cutler. Brooklyn Botanic Garden, Brooklyn, New York, 1999.

**Hot Plants for Cool Climates** by Susan A. Roth and Dennis Schrader. Houghton Mifflin Company, Boston, Massachusetts, 2000.

**Morning Glories & Moonflowers** by Anne Halpin. Simon & Schuster, New York, New York, 1996.

## Sources

**Almost Eden**, DeRidder, LA. (337) 462-8255. [www.almostedenplants.com](http://www.almostedenplants.com)

**Kartuz Greenhouses**, Vista, CA. (760) 941-3613. [www.kartuz.com](http://www.kartuz.com).

**Select Seeds**, Union, CT. (800) 684-0395. [www.selectseeds.com](http://www.selectseeds.com).

**Swallowtail Garden Seeds**, Santa Rosa, CA. (707) 538-3585. [www.swallowtailgardenseeds.com](http://www.swallowtailgardenseeds.com).

emerges. Each bloom dangles on its own stem so that it really looks like a bell. Flowering begins in midsummer and continues until frost. Even when the flowers drop, as in the photograph above, their calyxes persist, standing out against the medium green, heart-shaped leaves.

Purple bell vine grows easily from seed started indoors about two months before the last frost. Move the vine outdoors after the soil has warmed. It can be grown in sun if given some shade in the late afternoon, and performs well in dappled shade. It needs a fertile, well-drained soil and consistent watering. Although some references claim the vine will grow 10 feet, I have found five feet to be more realistic in my temperate garden. It's a perfect subject for a hanging basket, placed where its remarkable flowers can be viewed at eye level.

## MANDEVILLA

The genus *Mandevilla* consists of 120 or so woody stemmed twiners from Central and South America; several have become very popular in the past decade for use as summer annuals in temperate regions. All produce large, funnel-shaped flowers with five broadly spreading lobes. They are quite easy to grow, tolerating heat and producing flowers steadily from early summer to fall. They grow best in full sun in fertile, well-drained soil with a regular supply of water.

*Mandevilla* × *amoena* 'Alice du Pont' (Zones 13–15, 12–1) is among the most popular varieties. Its four-inch flowers open a pale pink, deepening to rose-pink with a darker pink throat and sometimes a yellow eye. They are borne in clusters on robust twining stems that can grow to 20 feet. Similar in habit is *M. splendens*; its pink flowers display yellow throats. New hybrid *Mandevilla* selections include red flowered 'Ruby Star', 'White Delight' with white flowers that are blushed with pink, and the pink double-flowered 'Pink Parfait'.

Mandevilla plants have become widely available at nurseries in spring. If you purchase one that has been growing in a greenhouse, acclimate it to outdoor conditions gradually once all danger of frost has



*Mandevilla* × *amoena* 'Alice du Pont'

passed. Mandevillas grow well in containers, and this is convenient if you plan to overwinter it indoors. I have not had any trouble carrying plants over the winter, but because I don't have a greenhouse, my plants survive in a state of semi-dormancy. It takes some time for them to return to

bloom when I move them outdoors. If you are an impatient gardener like me, you may end up purchasing a new blooming plant each year anyway.

## PASSION FLOWER

The intricate blooms of the passion flower (*Passiflora* spp.) are perhaps the most exotic of all tropical vines. Each flower is composed of 10 outer segments—the petals and sepals—surrounding a fringe of showy filaments. Protruding from the center of each flower are prominent stamens and pistils, the flower's reproductive parts. Attractive lobed leaves and fine tendrils that wind around any available support line the stems.

The blue passion flower (*Passiflora caerulea*, Zones 7–9, 9–6), a South American native, is one of the hardiest of the tropical passion flower species. I grow it as an annual here in USDA Hardiness Zone 7, although it has been known to occasionally survive a mild winter with the protection of a heavy mulch. Even if the stem dies back over winter, I always give the plant a few weeks in spring to see if new shoots will emerge from the ground.

A good candidate for growing in a container, it can be carried indoors for winter where its survival is more certain. Its four-inch flowers are white or pale blue with purple and white filaments arranged to



*Passiflora caerulea* 'Constance Elliott'

## MORE EXOTIC VINES


Many tropical vines can be grown outdoors as summer annuals. Here are some more choices that are easy to grow and put on a good show. When grown in containers, their height will usually be less than that indicated below.



*Clerodendrum thomsoniae*



*Cobaea scandens*



*Tropaeolum peregrinum*

Name	Hgt. (ft.)	Flowers	Remarks	USDA, AHS Zones
<i>Allamanda cathartica</i> Golden trumpet vine	10–15	bright yellow, trumpet shaped	needs to be tied to support attractive, glossy foliage	14–15, 12–10
<i>Clerodendrum thomsoniae</i> Glory bower	12	papery white bracts with scarlet-red flowers in clusters	grow in sun or bright shade, keep soil evenly moist	14–15, 12–1
<i>Cobaea scandens</i> Cup and saucer vine	15–20	fragrant, open creamy white age to purple, with green calyx	start seed indoors 8 weeks before last expected frost	11–13, 12–10
<i>Ipomoea x multifida</i> Cardinal climber	10–15	funnel-shaped, red with white throats, favored by hummingbirds	dark green, 4-inch fernlike leaves	0–0, 12–1
<i>Ipomoea tricolor</i> Morning glory	10–30	large funnel-shaped, in many colors, open in morning	large, heart-shaped leaves	12–15, 12–1
<i>Lablab purpureus</i> Hyacinth bean	10–15	fragrant, purple, pealike, in clusters	shiny, flat, purple pods and heart-shaped leaves	9–11, 12–9
<i>Passiflora</i> ‘Amethyst’	12	purple-blue with dark purple filaments	vigorous climber, may bear orange fruit in fall	12–15, 12–10
<i>Passiflora racemosa</i> Red passion flower	15	red and white, very long lasting	glossy, leathery leaves	13–15, 12–10
<i>Solanum jasminoides</i> Potato vine	6–10	white or blue with yellow eyes, star-shaped, in clusters	glossy, dark green leaves	9–11, 12–3
<i>Tropaeolum peregrinum</i> Canary creeper	10	small, bright yellow, fringed	neat, deeply lobed leaves; both leaves and flowers edible; sow seed directly in the garden	9–10, 10–9
<i>Vigna caracalla</i> Corkscrew vine	10	fragrant, pink, coiled like a snail, in 12-inch-long clusters	attractive six-inch leaves	10–15, 12–8

create concentric bands of color. It is a vigorous, fast-growing vine and may reach 30 feet in length. The flowers of ‘Constance Elliott’ are white and fragrant.

If you purchase a flowering plant in spring, you can enjoy the blooms from late spring into fall. Plant the vine in a rich, moist, well-drained soil in full sun. They will grow in part shade, but flower less profusely. Place them where their

flowers can be observed at close range. They are guaranteed to attract a diverse array of pollinating insects and amaze your summer guests.

### TROPICALLY INSPIRED

Perhaps it is that irrepressible habit—the rapid growth, gypsylike wanderings, and abundant flowers—that impart such an exotic feel to these vines. They lend their

lush tropical beauty to temperate summer gardens, producing dramatic transformations in a very short time—covering trellises, cascading from planters, climbing lampposts. Then, like birds that fly south for winter, when the temperatures drop in fall, they are gone.

*Rita Pelczar is a contributing editor for The American Gardener.*



# Leucothoes

BY CAROL BISHOP MILLER

**F**EW SHRUBS can match the gracefully weeping form and year-round appeal of *Leucothoe*, a stunning and unusual genus of mostly evergreen shrubs.

Named for Leucothea—who, according to mythology, was a lover of Apollo who was turned into an incense plant after being buried alive by her irate father—the genus *Leucothoe* includes approximately 50 species. Only a few are in cultivation, however, and most of the cultivated species grown in American gardens hail from the East and West coasts of the United States.

Most have shiny, evergreen foliage and bear showy, clustered racemes of creamy

Fabulous evergreen foliage, fragrant flowers, and cascading form make this shrub a year-round garden gem.

white or pinkish flowers that droop from the leaf axils—the point where the leaves join the stem—in late spring to early summer. The flowers of some species are described as fragrant, but the scent seems to be variable and doesn't appeal to everyone. Seeds are borne in small, relatively inconspicuous fruits that are often hidden beneath the drooping leaves.

The foliage and flowers of leucothoes bear a strong resemblance to andromeda (*Pieris* spp.), which is a fellow member of

the heath family (Ericaceae). The genus's evocative common names—including fetterbush and dog-hobble—refer to the plant's talent for suckering so profusely in the wild that it reputedly ensnared hunting dogs in its dense thickets.

Natural-born stabilizers of creek banks, leucothoes are most effective when planted in masses, and are choice companions for witch alders (*Fothergilla* spp.), rhododendrons, spicebush (*Lindera benzoin*) and other lovers of moist, acidic woodland conditions. Leucothoes provide excellent cover for wildlife, and bees and butterflies delight in sipping nectar from the flowers. Although they are poisonous to domestic livestock, deer will occasionally browse them.

## SOUTHERN CHARMERS

Drooping leucothoe (*L. fontanesiana*, USDA Hardiness Zones 5–8, AHS Heat Zones 8–3), also known as highland dog-hobble or fetterbush, is commonly found along mountain streams from Alabama to Virginia. This charmer's gracefully arching stems reach three to six feet in height, but its lateral spread, while potentially infinite, is slow. Six feet is likely. Drooping leucothoe makes an excellent ground cover where moisture is sufficient and unfailing.

When I planted a deciduous native azalea against the north side of my Alabama home and was looking to front it with low-growing, evergreen shrubs, I chose the *L. fontanesiana* cultivar 'Scarletta' because its three-foot height would skirt the tall, rangy azalea without hiding it. The rosy, pliant new leaves and lustrous, leathery, dark green mature leaves of 'Scarletta' echoed the spring and summer coloration of nearby *Osmanthus*, *Photinia*, and *Camellia sasanqua*, and its profusion of loose, arching branches provided visual relief from the rigidly upright forms of its companions. In



Drooping leucothoe, above, is the most commonly grown species in this underused genus. 'Rollissonii', opposite, is a cultivar with a more compact habit and increased hardiness.

winter, its four-inch, pointed leaves turn a rich burgundy, providing a welcome touch of color in the muted landscape.

I was similarly impressed the first time I laid eyes on the harlequin-like cultivar ‘Girard’s Rainbow’ (often called simply ‘Rainbow’), which knocked my socks off. It was in early spring, and rosy red flower buds resembling tightly closed pinecones protruded from the leaf axils along equally rosy stems. Those buds would soon open into short, densely packed, ropelike racemes of fragrant, creamy flowers, each flower shaped like an upside-down olive jar. The plant’s new leaves are lemon yellow tinged with pink, streaked with white, and speckled with green, in rich



‘Girard’s Rainbow’ exhibits a variety of colors depending on the maturity of the foliage.

## GROWING LEUCOTHOES

Leucothoes grow best in part to dappled shade and thrive in consistently moist but well-drained, humus-laden, acidic soil. I can’t overemphasize the importance of providing them with adequate moisture: to my dismay, I lost one of my *L. fontanesiana* ‘Scarletta’ plants when I carelessly let it go dry. They are particularly prone to desiccation in very sunny or wind-blown sites. Without supplemental water, even well-mulched plants will dry out during a hot, droughty summer. Conversely, in soil that stays too wet, root rot can prove fatal. Nobody ever said growing this shrub was easy, but the results are worth it.

Fungal leaf spot diseases and mildew are a common problem with leucothoes, especially when plants are stressed, so planting in a site that has adequate soil moisture and good air circulation is very important. Richard Bir, a retired extension horticulturist formerly with the North Carolina State University’s research station in Fletcher, says regular removal of seed bearing canes and older canes will dramatically reduce fungal problems. “It is also a rejuvenating technique of sorts,” says Bir, “so I usually suggest that gardeners get into the dog-hobble thickets each winter and prune the old canes to the ground.”

—C.B.M.

contrast to the maroon-purple older leaves. Like most *L. fontanesiana* cultivars in the trade, the two- to four-foot-tall ‘Girard’s Rainbow’ is more compact than the species. Hard-to-find cultivars ‘Silver Run’ and ‘Trivar’ are similarly variegated, and the former is considered hardier than ‘Girard’s Rainbow’.

Among the less showy cultivars, the compact, smaller-leaved ‘Rollissonii’ has acquired a reputation for added hardiness. ‘Lovita’ is lauded for its tidy,

mounded habit and bronze winter color. ‘Mary Elizabeth’ also turns bronze in winter, but has daintier, fine-textured, narrow leaves. Low-growing ‘Nana’ reaches only two feet tall and spreads to six feet.

Coastal dog-hobble (*L. axillaris*, Zones 6–9, 9–6) is native to the southeastern lowlands of the United States. It closely resembles *L. fontanesiana*, although it may be a tad less prone to sun- and windburn, at least where the soil



Coastal dog-hobble blooms prolifically from spring to early summer.



stays moist. Cultivars include the evergreen 'Greensprite', which grows as tall as six feet and nearly twice as wide and has narrow, twisted, willowlike leaves; 'Sarah's Choice', a four-by-four-foot mounding shrub that shows off vivid red leaves and a profuse floral display in spring and burgundy leaves in fall; and assorted compact forms such as 'Augusta Evans Wilson'. Variegated offerings include 'Dodd's Variegated', which sports leaves streaked with cream, and 'Holly', a selection that has a pink variegation.



Western dog-hobble displays its upright flower clusters to good effect on this alpine slope.

Found in moist to wet areas from New York and Rhode Island southward to Florida and westward to Texas, sweetbells leucothoe (*L. racemosa*, Zones 6–9, 9–6) has the broadest natural range of any leucothoe species. Although it is similar in size to the previously discussed species, its habit is more upright. It is also deciduous rather than evergreen, its leaves glowing ruby red in late fall before dropping. This delightful shrub takes its name from the sweetly scented, white or pinkish flowers that dangle like small lanterns along one side of the raceme. Sweetbells leucothoe is a good choice for a poorly drained site.

Native to wet woodlands of the American Southeast, *L. populifolia* (Zones 6–10, 10–5) has been reclassified as *Agarista populifolia* but is sometimes still listed under *Leucothoe*. Various

known as Florida leucothoe or Carolina dog-hobble, this species could be mistaken for an overnourished *L. axillaris*. The shrub tops out at 12 feet or more and its long, whiplike stems form a darkly mysterious, evergreen thicket that makes an effective screen. Its glossy foliage is brighter green than other leucothoes and tends to stay green in winter. Fragrant, late-spring flowers resemble upside-down milk bottles loosely clustered in the leaf axils. Florida leucothoe reportedly is less suscepti-

ble to the leaf-spot diseases that can devastate related species.

Redtwig or recurved dog-hobble (*L. recurva*, Zones 5–8, 8–5) is seldom seen in commerce, but it inhabits high, dry elevations throughout much of the Southeast. One of the tallest *Leucothoe* species at 12 feet, this sprawling, deciduous shrub bears terminal racemes of pink-flushed bells that curve like talons and has fine red fall color.

#### WESTERN DOG-HOBBLE

Western dog-hobble or Sierra laurel (*L. davisiae*, Zones 6–8, 8–5) is a graceful, three-and-a-half- to five-foot evergreen shrub that inhabits damp meadows and watersides in the mountains of north-central California and Oregon. Its glossy green, leathery foliage, erect but spreading habit, and upright racemes of cream-

## Resources

**Manual of Woody Landscape Plants** by Michael A. Dirr. Stipes Publishing, Champaign, Illinois, 1998.

**Native Trees, Shrubs, and Vines** by William Cullina. Houghton Mifflin, Boston, Massachusetts, 2002.

**Western Garden Book** edited by Kathleen Norris Breuzel. Sunset Publishing, Menlo Park, California, 2001.

## Sources

**Forestfarm**, Williams, OR. (541) 846-7269. [www.forestfarm.com](http://www.forestfarm.com). Catalog \$5; free online.

**Girard Nurseries**, Geneva, OH. (440) 466-2881. [www.girardnurseries.com](http://www.girardnurseries.com). Catalog online.

**Greer Gardens**, Eugene, OR. (541) 686-8266. [www.greergardens.com](http://www.greergardens.com). Catalog free.


**Roslyn Nursery**, Dix Hills, NY. (631) 643-9347. [www.roslynnursery.com](http://www.roslynnursery.com). Catalog \$3; free online.

colored blossoms in late spring or summer remind me of the common cherry laurel (*Prunus laurocerasus*).

#### UNIQUELY LEUCOTHOE

While this understated native is unlikely ever to enjoy the popularity of more adaptable shrubs, in the right situation nothing but leucothoe will do. I was once asked to design a small, wildlife-friendly meditation garden as a memorial to a beloved volunteer at the Huntsville Botanical Garden. The site was shaded, irrigated, and elevated for drainage. What better plant to entice visitors into this secluded niche than luminous *Leucothoe fontanesiana* 'Girard's Rainbow', arrayed on either side of the entrance like soft, welcoming arms? 🌿

*A garden writer and designer, Carol Bishop Miller lives in Huntsville, Alabama.*



# Edible Flowers

From garden to table, edible flowers add a dash of flavor and an accent of color.

BY KRIS WETHERBEE

PHOTOGRAPHS BY RICK WETHERBEE

**F**LOWERS certainly add beauty and color to any garden, and some can also enliven foods with fabulous flavor. That's right—flowers! Today's foods are being seasoned with colorful accents of edible blooms that can spice up salads, add a hint of sweetness to desserts, give a stir-fry exotic flavor, or even cool down summer's heat in a refreshing beverage.

If the thought of feasting on flowers makes you feel a bit squeamish, then here's

food for thought: You may already be eating flowers without realizing it. If your diet includes broccoli, cauliflower, capers, or artichokes, you are essentially consuming the flowering bud of the plant. Need further convincing? Flowers have been accenting world cuisines for thousands of years, dating back to the use of chrysanthemums by the ancient Chinese.

In spite of the long history of flower cookery, its popularity is just beginning to blossom in the United States. In the last 15

years, innovative California restaurants like Chez Panisse in Berkeley and Carter House's Restaurant 301 in Eureka have led the way by bringing edible flowers to the American plate with signature dishes featuring their colorful blooms.

## FROM GARDEN TO TABLE

With around 100 types of garden flowers noted as edible, chances are you are probably already growing an edible flower or two. Imagine the visual appeal of lemon-

**Top:** A green salad is garnished with the bright and flavorful flowers of chives, bicolored violets, and deep red-orange nasturtiums.

ade laced with blue borage flowers, bi-colored pansies scattered on a garden-fresh salad, or fiery red nasturtiums sprinkled over a simmering soup.

The rules for picking edible flowers are much the same as they are for harvesting vegetables: Harvest at their peak of perfection; avoid blooms that are wilted, faded, or show signs of insects or disease; pick in the cool of the morning or late afternoon—ideally within a few hours of use; and gently clean flowers in a shallow bowl of water. If you won't be using the flowers within hours of harvest, spread them out on damp towels, blooms facing down, and refrigerate them overnight. Put flowers with stems in a glass filled with water to help keep them fresh until ready to use.

In general, edible flowers are not used as the main ingredient of a dish, but rather as a seasoning or accent that enhances the flavor of the food being served. Whether using flowers to season foods or provide a colorful accent in beverages, go lightly at first until you get a feel for the flower-to-food ratio. In fact, tasting your flowers before using them in any food is always a good idea. Certain factors can affect the flavor, such as the location, quality of soil or growing conditions as well as the time and stage of harvest. I've even found that flowers from the same plant can vary in taste from season to season.

## BUDDING ADVICE

Bear in mind that not all flowers are edible, so be sure of the safety of any particular flower before tasting it. (All culinary herb flowers, however, are edible.) Always refer to the botanical name when verifying whether or not a flower is safe to eat. If a flower is not listed in this article, look it up in a reference book (see the "Resources" box on page 28). Also, avoid eating any flower that may have been sprayed with pesticides—even some of the so-called "botanical" pesticides, such as pyrethrum-based products, can be toxic if used incorrectly.

If you suffer from allergies or asthma, use caution when sampling flowers because some may further aggravate your symptoms. For that matter, use caution when trying anything edible for the first time. Just because a flower is edible doesn't mean it will taste good! You can further heighten the appeal factor by eat-

## LAVENDER-ROSEMARY CHICKEN AND RED POTATOES

*Here's one of my favorite recipes using an edible flower. Roasted chicken and potatoes take on a delightful flavor when delicately infused with lavender.* —K.W.

- |  |  |
|--|--|
| 2 garlic cloves, minced                      | 1/2 teaspoon salt                                      |
| 2 tablespoons fresh lemon juice              | 1/4 teaspoon pepper                                    |
| 1 tablespoon butter or margarine, melted     | 4 skinless and boneless chicken breasts                |
| 1 tablespoon olive oil                       | 1 tablespoon olive oil                                 |
| 1 teaspoon Dijon or other grainy mustard     | 4 medium red potatoes (about 1 pound), cut into wedges |
| 1/2 tablespoon fresh lavender flowers        | 3/4 cup chicken stock                                  |
| 1/2 tablespoon fresh snipped rosemary leaves | 1 teaspoon fresh lavender flowers, for garnish         |

■ Preheat oven to 375 degrees Fahrenheit.

■ Combine the first nine ingredients together in a shallow bowl to make an herb sauce. Place chicken breasts in the sauce to coat both sides.

■ Heat the remaining tablespoon of olive oil in a large skillet over medium heat. Add the chicken breasts and cook for three to five minutes on both sides, or until golden brown.

■ Transfer browned chicken breasts to a large baking pan. Add potatoes to the remaining herb sauce and toss until potatoes are well coated. Arrange the potatoes around the chicken and drizzle in any remaining sauce; pour chicken stock over all.

■ Cover and bake for about 1 hour, or until potatoes are tender and chicken is cooked through. (Remove the cover during the last 10 minutes of baking to brown potatoes.)

■ Garnish with remaining fresh lavender flowers before serving.

Makes 4 servings



ing only the petals (viola species are the exception). The stamens, pistils, and sepals of many blossoms are bitter and can contain pollen that may detract from the true flavor of the petals.

## FIRST-RATE FLOWERS FOR TASTING

Though I haven't tried every one of the vast number of edible flowers, I have sampled my share. Some flowers were pleasant, others quite appealing, and a few were downright disgusting. Just keep in mind that what may seem overpower-

ing when tasted alone can be delicious when sprinkled on a pizza or baked into a muffin.

On the following pages are some of the edible flowers I have tried and found palatable. Perhaps after trying a few yourself, you'll agree that some flowers can taste as good as they look.

*Kris and Rick Wetherbee, who combined their writing and photographic talents in this article, enjoy edible flowers in their Oakland, Oregon, garden.*

## TIPS FOR BIGGER BLOOMS

- Pinch off the first flower buds on roses and chrysanthemums so the plant will put its energy into bigger and better blooms on the remaining buds.
- Feed roses, squash, and other flowering plants when the first flower buds appear.
- Choose a fertilizer with a potassium ratio higher than nitrogen. Potassium not only encourages plant vigor and hardiness, it also encourages flowers to bloom. Good organic sources include rock dust (granite dust), green sand, aged manure, compost, and seaweed- or kelp-based products.
- Make sure plants get plenty of phosphorus, an essential macronutrient that promotes flowering, fruiting, and strong roots. Organic sources include bone meal (a premium source), ground rock phosphate, bat guano, and fish meal.
- Providing extra magnesium doesn't necessarily encourage bigger blooms, but it can promote better flower production. When plants do need a boost, I usually work in one tablespoon of Epsom salt for better yields.
- Mulch the soil to conserve moisture and deter weeds so your flowering edibles don't have to compete for moisture and nutrients. —K.W.



*Daylily* flowers (*Hemerocallis* spp., USDA Hardiness Zones 3–10, AHS Heat Zones 12–2) vary in flavor from sweet and floral or vegetal to slightly metallic, depending on the variety. Harvest the plumpest buds just before they open and use them in Asian stir fries, salads, desserts, deep-fried, or sautéed with garlic and asparagus. Daylilies grow best in full sun or light shade in evenly moist, well-drained soil amended with organic matter.

## Resources

**Edible Flowers: From Garden to Palate** by Cathy Wilkinson Barash. Fulcrum Publishing, Golden, Colorado, 1995.

**Flowers in the Kitchen** by Susan Belsinger. Interweave Press, Loveland, Colorado, 1991.

**The Edible Flower Garden** by Rosalind Creasy. Periplus Editions (HK) Ltd., Boston, Massachusetts, 1999.

**Taylor's 50 Best Herbs & Edible Flowers** by Frances Tenenbaum. Houghton Mifflin Company, Boston, Massachusetts, 1999.



## *Nasturtiums*

(*Tropaeolum majus*, Zones 0–0, 12–1) are considered by many, myself included, to be the all-star of edible flowers. Both flowers and leaves have a wide range of culinary uses with a somewhat spicy, peppery tang. Sprinkle flowers over salads, vegetables, pastas, stir-fries, and meat dishes, or blend with salsas, cream cheese, or butter. Colors range from a moonlit yellow to bright yellow, orange, scarlet, and red. This easy-to-grow, self-seeding annual thrives in most well-drained soils in full sun to light shade.



## *Pansies, Johnny jump-ups, and violas*

(*Viola xwittrockiana*, *V. tricolor*, *V. cornuta*, Zones 3–9, 12–1) are similar in taste, sporting a light, floral flavor that some say is suggestive of grapes—others note wintergreen. Use the entire flower as a garnish for salads, hors d'oeuvres, or decorating cakes. They can also be candied for use as a dessert garnish. Most grow best in part shade and moderately moist soil, though exposure and moisture needs vary by species.



**Roses** (*Rosa* spp.) vary greatly in flavor—from a full-bodied floral to pleasantly sweet and floral or slightly metallic and even overtones of ginger—so it's best to taste test first. Use petals to flavor honey, beverages, a sorbet or fruit compote, or make a classic rose-petal jam. Grow in full sun and moderately moist, well-drained soil.

### **MORE EDIBLE FLOWERS TO CONSIDER**

**Anise hyssop** (*Agastache foeniculum*), robust root beer to strong anise flavor.

**Beebalm** (*Monarda didyma*), sweet and slightly spicy with a hint of mint.

**Calendula** (*Calendula officinalis*), use like saffron; has a slightly floral to slightly bitter flavor.

**Chives** (*Allium schoenoprasum*), zesty, oniony flavor.

**Common lilac** (*Syringa vulgaris*), floral laced with lemon and sometimes slightly pungent.

**English daisy** (*Bellis perennis*), very mild to grassy and slightly bitter.

**Elderberry** (*Sambucus canadensis*), sweet, grapelike.

**Garlic** (*Allium sativum*), garlic, onion.

**Lemon verbena** (*Aloysia triphylla*), lemony.

**Marigolds** (*Tagetes tenuifolia*), citrusy with a hint of tarragon.

**Mint** (*Mentha* spp.), mildly minty.

**Scarlet runner beans** (*Phaseolus coccineus*), nectary-beany flavor.

**Tulips** (*Tulipa* spp.), mild, similar to snow peas.

**Violets** (*Viola odorata*), strongly floral.

**Squash** (*Cucurbita* spp., Zones 11, 12–1) blossoms are the giants of edible flowers with large yellow blooms perfect for stuffing or deep frying. All squash flowers are edible—both winter and summer—though zucchini tends to produce the largest flowers. The texture is somewhat crisp with a sweet zucchini-like flavor, only milder. Grow this warm-summer annual in deep, rich, well-drained but moist soil containing plenty of organic matter.



**Borage** (*Borago officinalis*, Zones 0–0, 12–1) is a stand-out with eye-catching appeal of star-shaped blooms in pink, violet, or shades of blue. The flavor is subtle, with suggestions of cucumbers, grass, or oysters. Show off their beauty by freezing the flowers into ice cubes, floating in a beverage, or sprinkled over soups, salads, or dips. This self-seeding annual tolerates a wide range of soil conditions and can be grown in full sun to light shade.



**Lavender** (*Lavandula* spp.) accentuates sweet and savory dishes with a sweet mingling of floral, fresh pine, and rosemary with citrus notes. Its flavor complements a variety of foods—from fish, poultry, and most fruits and vegetables to sauces, marinades, and dressings along with beverages, baked goods, and desserts. English lavender (*L. angustifolia*, Zones 5–8, 8–5) has the best culinary flavor. Strip the flowers from the stalk before using. Lavender grows best in full sun and well-drained soil.



**Scented geraniums** (*Pelargonium* spp., Zones 7–11, 12–1) include a diversity of scents from nutmeg and ginger to citrus, chocolate, and peppermint. The consensus leans towards the rose-, peppermint-, and lemon-scented varieties as the best flavored. Use the flowers in ice cream or sorbet, sprinkle over desserts and drinks, or freeze them into ice cubes. Grow this tender perennial in full sun to light shade in well-drained soil. Most also overwinter as house plants.

**Pinks** (*Dianthus* spp., Zones 4–11, 12–1) are delicate in flavor with a hint of cloves, though the taste can vary slightly among species. Use them to spice up hot tea or cider, float the flowers in cream soups, sprinkle over fruit salads, or bake into cookies. They grow best in full sun and fairly rich, well-drained soil, though exposure and moisture needs vary somewhat by species.



**Sage** (*Salvia officinalis*, *S. elegans*, Zones 5–8, 8–5) flowers are similar in flavor to the leaves, only milder and sweeter. Remove the flowers from the stems and use in a wide variety of foods, especially anything with beans, tomatoes, eggs, or cheese. The red spikes of pineapple sage (*S. elegans*, Zones 8–11, 12–1), a tender perennial, provide a tasty accent when used in salsas, beverages, fruit salads, and desserts. Be sure to choose a variety of culinary sage that bears flowers, as not all do. Grow in full sun and average, well-drained soil.



## Chrysanthemums

*Chrysanthemum morifolium*, *Dendranthema ×grandiflora*, Zones 5–9, 9–5) are slightly spicy to strongly pungent, so a little usually goes a long way. As the “radicchios” of edible flowers, their petals kick up the flavor of salads, stir-fries, rice dishes, and even burritos. Grow this perennial in full sun and well-drained soil.

# Chocolate Gardens

*“All the most wonderful smells in the world seemed to be mixed up in the air around them—the smell of roasting coffee and burnt sugar and melting chocolate and mint and violets and crushed hazelnuts and apple blossom and caramel and lemon peel...”*

—Roald Dahl  
*Charlie and the Chocolate Factory*

Grow a fun and delicious theme garden sure to tempt the senses of both young and old.

BY CHARLOTTE ALBERS



Plants with dark chocolate-colored leaves like *Tropicanna* (‘Phasion’) canna, above, or a chocolatelike scent like *Cosmos atrosanguineus*, above right, are good candidates for a chocolate garden.

Quotation from *Charlie and the Chocolate Factory* by Roald Dahl and illustrated by Joseph Schindelman ©1964, renewed 1992 by Roald Dahl Nominee Limited. Used by permission of Alfred A. Knopf, an imprint of Random House Children’s Books, a division of Random House, Inc.



THIS SUMMER, Warner Brothers will release *Charlie and the Chocolate Factory*, a movie based on the classic tale by Roald Dahl. This story is about a poor boy who finds a golden ticket that gets him inside a candy factory, a wondrous place where a waterfall of chocolate churns and flows, gliding smoothly through glass pipes to be made into magical candy bars. While the film fantasy promises to tempt our taste buds, gardens inspired by chocolate can also tantalize us with rich colors and enticing aromas.

Theme gardens are nothing new but I had never experienced the delicious pleasure of a chocolate garden until a friend invited me to visit hers. Every plant had a connection to chocolate: Some were sweetly scented, others had darkly colored leaves or produced flowers in shades of vermilion, burgundy, and deep caramel.

In this garden, I noticed a distinct smell of cocoa in the air. Bees buzzed around a clump of scarlet flowers and I watched a butterfly land on some chocolate cosmos (*Cosmos atrosanguineus*,



USDA Hardiness Zone 7–11, AHS Heat Zone 12–1), a wildflower native to Mexico that produces chocolate-scented, burgundy flowers all season long. I pinched a sprig of chocolate mint that was spilling from a pot and crushed the leaves between my fingers. When I inhaled its fresh scent, I felt a bit like Charlie must have when he entered Willy Wonka’s chocolate factory.

For those who want to try something deliciously different, there’s a wide range of “chocolate” plants to consider for all types of gardens. To create a chocolate garden of your own, all you need is a little imagination and a selection of plants that have a chocolate scent or distinctly colored leaves, flowers, or fruit. This concept can be a particularly appealing way to get children interested in gardening, as I discovered on a field trip to the Children’s Garden at Hershey Gardens in Hershey, Pennsylvania.

## CHOCOLATE PARADISE

The most popular plant in the Hershey Children’s Garden is chocolate flower (*Berlandiera lyrata*, Zones 7–9, 9–7), a little-known perennial native to the American Southwest that emits its strong fragrance early in the day. They are strategically planted along walkways where the heavenly fragrance of their flowers stops people in their tracks.

“Kids can’t believe the smell and bury their noses right inside the flower,” says



**Above:** In the Hershey Children’s Garden, kids can set sail in a sea of “chocolate” plants. One favorite is the chocolate flower, right, which fills the air with the aroma of cocoa.

## MAGIC BEANS FROM THE TROPICS

Processed chocolate is made from cacao beans, which are the seeds produced by *Theobroma cacao*, a tropical tree native to the rain forests of Central America. The cacao tree played an important cultural role among the Incas, Mayas, and Aztecs of Mesoamerica, who created a bitter drink from the seeds and used the seedpods as a form of currency. In the early 16th century, Spanish explorer and conquerer Hernán Cortés reportedly sampled a chocolate drink in the court of the Aztec emperor Montezuma and later introduced the beverage to Spain.


Carolus Linnaeus, the Swedish botanist who established the binomial system for plant nomenclature that we use today, gave the plant its genus name, *Theobroma*, which means “food of the gods,” an apt description for a product that over the centuries has become associated with romance and gourmet cuisine.

Cacao trees can be found growing in tropical gardens and conservatories where temperatures are reliably warm. The trees make unusual specimens, because the flowers and fruits grow directly on the trunks. The fruits develop as large, football-shaped pods that turn orange, red, and yellow as they ripen. Each contains about 40 large seeds surrounded by a sticky white pulp. The cacao “beans” are fermented, dried, roasted, and either crushed by hand or processed in factories to be turned into the sweet treat that is loved all over the world.

—C.A.



**Seed pods of the cacao tree hang freely in clusters on the trunk.**



## Sources

**Bluestone Perennials**, Madison, OH.  
(800) 852-5243.

[www.bluestoneperennials.com](http://www.bluestoneperennials.com).

■ *Ajuga* 'Chocolate Chip'; *Berlandiera lyrata*; chocolate mint; *Eupatorium rugosum* 'Chocolate'.

**Chocolate Flower Farm**, Langley, WA. (425) 681-9758.

[www.chocolateflowerfarm.com](http://www.chocolateflowerfarm.com).

■ An extensive list of chocolate-colored plants.

**Jackson & Perkins**, Medford, OR.  
(877) 322-2300.

[www.jacksonandperkins.com](http://www.jacksonandperkins.com).

■ 'Hot Cocoa' rose.

**Park Seed**, Greenwood, SC. (800)  
845-3369. [www.parkseed.com](http://www.parkseed.com).

■ *Cosmos atrosanguineus*; *Lathyrus odoratus* 'Streamer Chocolate'.

**Roslyn Nursery**, Dix Hills, NY. (631)  
643-9347. [www.roslynnnursery.com](http://www.roslynnnursery.com).

■ *Aquilegia viridiflora* 'Chocolate Soldier'; *Tiarella cordifolia* 'Mint Chocolate'.

**Singing Springs Nursery**. Cedar Grove, NC. (919) 732-9403.

[www.singingspringsnursery.com](http://www.singingspringsnursery.com).

■ *Acalypha wilkesiana* 'Obovata'.

**Tomato Growers Supply Company**. Fort Myers, FL. (888) 478-7333.

[www.tomatogrowers.com](http://www.tomatogrowers.com).

■ 'Hershey' sweet pepper; 'Jamaican Hot Chocolate' hot pepper.

**Wayside Gardens**, Hodges, SC.  
(800) 213-0379.

[www.waysidegardens.com](http://www.waysidegardens.com).

■ Tropicanna ('Phasion') canna; 'Kopper King' hibiscus.

## Resources

**Hershey Gardens**, 170 Hotel Road, Hershey, PA 17033; (717) 534-3492. [www.hersheygardens.org](http://www.hersheygardens.org).



*Eupatorium rugosum* 'Chocolate' has green leaves with a bronze overlay that is more distinct on plants grown in full sun. Its frothy white flowers bloom from midsummer to early autumn.

Jane L. Taylor, the Hershey Children's Garden curator, who helped landscape architect Deborah Kinney create the garden's Master Plan. Taylor and Kinney created a series of theme areas connected by cocoa-colored concrete paths stamped to look like chocolate bars. "It was a dream job, we ate lots of chocolate for inspiration," admits Taylor, whose lifelong contributions to children's gardening are recognized in the AHS Jane L. Taylor Award, of which she was the first recipient in 2000.

A stroll through the gardens reveals many plants with dark, chocolatey foliage. White snakeroot (*Eupatorium rugosum* 'Chocolate', Zones 4–8, 8–2) brightens up the shade with masses of white, foamy flowers. Tropicanna ('Phasion') canna, 'Kopper King' hibiscus, and chocolate copperleaf (*Acalypha wilkesiana* 'Obovata', Zones II, 12–I) lend a tropical touch. There's also eye-catching 'Chocolate Drop' coleus, which has deep burgundy splashes on its leaves.

In an area called Chocolate Lane, the Children's Garden has several plants with

mouth-watering names such as 'Mint Chocolate' foamflower (*Tiarella cordifolia* 'Mint Chocolate', Zones 3–8, 7–I), 'Chocolate Chip' bugleweed, 'Hot Cocoa' rose, and 'Chocolate Ruffles' coleus.

All of these plants at Hershey Gardens make good candidates for your own chocolate garden. However, be sure to research each plant's cultural requirements, such as sun and watering needs, to ensure success in the site you want to grow it in.



'Mint Chocolate' foamflower gets its name from the colors of its deeply cut leaves.



Chocolate copperleaf, above, produces unusual chocolate-burnished leaves with pink margins. With 'Hot Cocoa' rose, above right, the chocolate tones are in the flowers.

### DARK AND DELICIOUS

One of the easiest herbs to grow is chocolate mint (*Mentha x piperita* forma *citrata* 'Chocolate'). Like many mints, it can stray, so keep it in bounds by planting it in a container within easy reach so that young children can experience its cocoa scent.

The leaves of scented pelargoniums offer a variety of fragrances. Several cultivars smell of chocolate, including 'Cocoa Mint', 'Chocolate' and 'Chocolate-Pep-

permint.' Group these tender perennials in large containers and place them along paths where their aroma will be noticed as people brush by them.

Some of the new sweet bell pepper hybrids develop darkly colored, lobed fruit as they ripen. Try 'Chocolate Belle', 'Chocolate Beauty' and 'Hershey'. If you garden with children, let them pick the chocolate peppers and see if they like the taste. A hot pepper variety to try is 'Jamaican Hot Chocolate'. (See the plant list, right, for more chocolate plants.)

It's easy to understand the powerful allure of chocolate. "It's rich, creamy, luscious, sumptuous, sensuous, and melt-on-your-tongue yummy," says Taylor, "and it all comes from a plant!" And that's why chocolate gardens are sure to bring out the kid in all of us as they stimulate our senses and indulge our imaginations.



It doesn't taste like chocolate, but kids may find the intriguing 'Hershey' pepper worth a try.

*Charlotte Albers is the AHS's coordinator for The Growing Connection program and was formerly children's program coordinator at Green Spring Gardens Park in Alexandria, Virginia.*

### MORE CHOCOLATEY PLANTS

***Aquilegia viridiflora* 'Chocolate Soldier'** (columbine). Chocolate-colored foliage.

***Baptisia* 'Chocolate Chip'** (baptisia). Unique chocolate and yellow flowers.

***Bidens ferulifolia* 'Golden Goddess'** (tickseed). Chocolate-scented flowers.

***Fritillaria camschatcensis*** (chocolate lily). Dark chocolate-colored flowers.

***Helianthus* 'Dark Chocolate Mix' and 'Claret'** (sunflower). Chocolate-colored flowers.

***Heuchera* 'Chocolate Veil'** (coral bells). Chocolate foliage.

***Heucherella* 'Chocolate Lace'**. Chocolate foliage.

***Lathyrus odoratus* 'Streamer Chocolate'** (sweet pea). Chocolate flowers with white streaks.

***Rudbeckia* 'Hot Chocolate'** (black-eyed Susan). Chocolate-toned flowers.

***Salpiglossis sinuata* 'Royale Chocolate'** (painted tongue). Chocolate-colored flowers.



# *rugged and versatile*

Once grown for their medicinal or culinary qualities, these herbs are now valued for their ornamental appeal.

BY JO ANN GARDNER

**W**HEN WE moved to a farm on Cape Breton Island, Nova Scotia, more than 30 years ago, my husband, Jigs, bequeathed to me his small collection of medicinal herbs as a contribution to my first flower garden. Attracted by their charming names and arcane uses, he had raised elecampane, blue comfrey, feverfew, and clary sage from seed. Each time we moved to follow his teaching career—to Wisconsin, Maryland, Massachusetts, and Vermont—he dug up a few specimens to re-plant in a new garden. Then, faced with the daunting task of reclaiming an old farm, he had no time for them.

Although they hardly matched my idea of glamorous ornamentals, I added them to a planting beneath the spreading limbs of an old apple tree where they, but little else, survived a harsh maritime winter. I

**Top: Clary sage is among the traditional medicinal herbs showcased in the Bishop's Garden at the National Cathedral in Washington, D.C. Above, right: Clary sage, here with yarrow, also shines in the ornamental border.**



took a second look at the survivors. They were certainly hardy and adaptable, and their flowers were pretty and prolific. The following spring I was delighted to observe hummingbirds working over the nectar-rich flowers of lungwort, even as its little trumpets were shaken by cold winds blowing in from the North Atlantic.

## **LEARNING THROUGH EXPERIENCE**

Since we lived in virtual wilderness with no access to nurseries, for many years these herbs made up my entire plant repertoire and in the process of growing and observing them, they became the foundation of my education as a gardener. With experi-

ence I learned to use them in a variety of ways, often discovering that the same plant could be grown as an effective ground cover, hedge, accent, or border plant.

They artlessly infused my Cape Breton landscape with a charm that visitors associated with a cottage garden, not surprising since many old household and medicinal herbs were cottage garden favorites.

Building on my success, I sought other plants deeply rooted in the ancient world, not because they were herbs but because these European natives are so rugged, versatile, disease and insect-resistant, and adaptable to different sites and soils.

# Ornamental Herbs



To me, these herbs are beautiful in an untamed, satisfying way. My favorites offer flowers that bloom for a month or more, handsome foliage all season, and besides attracting bees, butterflies, and hummingbirds, their floating scents provide aromatherapy for the lucky gardener.

If some Old World herbs have a vice, it is an eagerness to expand. Depending on where you live, a few, like soapwort and clary sage, may require some serious supervision; left alone in the wrong location, they can easily spread beyond desired areas. However, I have studied their nature and learned to turn it to advantage. The most rambunctious (blue comfrey, soap-

wort, elecampane, and valerian) can be planted in more informal areas of the garden by matching each to its preferred habitat, among already established wild flowers and grasses.

My technique is simple: I tuck the roots in a slit or hole in the ground and roughly mow around them until they establish. To slow their spread, I plant them in less than favorable conditions. In my new Adirondack gardens, for instance, I grow blue comfrey in dry woodland shade rather than the deep, moist ground that encourages it to take over the world.

Many of these plants once had prominent roles to play in the lives of ordinary people; soothing teas, compresses, eye-washes, and liniments were prepared from their roots, stems, and flowers. With the development and wide availability of other medicines however, ancient herbs fell out of favor. Yet from early spring through fall these herbs still nurture the soul with their scents and flowers.

## SPRING

In early spring, even through drifts of snow, the dark pink bud tips of lungwort (*Pulmonaria officinalis*, USDA Hardiness Zone 6–8, AHS Heat Zone 8–6) are highlighted against a dark, earthy mass of last year's growth. Small trumpet-shaped flowers on stems to eight inches bloom in multi-colored clusters; individual flowers open purple, then quickly change to blue, before fading to white. Although I have grown new hybrids, the old medicinal lungwort still gives one of the best (and varied) flower shows. Lungwort's foliage, small and inconspicuous at first, grows in importance as the plant matures. Leaves are lung or heart-shaped and bristly, splattered with little light gray to white moons of varying size, which once

suggested that the plant was useful for treating diseased or spotted lungs.

Although lungwort usually does best in shade, in Cape Breton where the soil was heavy moisture-retentive clay and sum-

mers cool, I grew it in full sun. In the Adirondacks I have had to amend thinner soil with compost, even in the shadiest spot, to create a deeper, cooler bed. One of the best ways to show off the plant's foliage and flowers is to establish it as a thick, low hedge. If the spent flower clusters are cut back almost to the ground, the foliage returns, refreshed and

brightly marked. Spring's hedge is thereby transformed into an all-season edger. Later-blooming 'White Wings' has pink-eyed white flowers.

Sweet cicely (*Myrrhis odorata*, Zones 3–7, 7–1) is an underused garden plant of great elegance. By mid-spring its thick



'White Wings' lungwort



Sweet cicely's white flowers and delicate fernlike foliage make it doubly attractive.

taproot produces a soft, ferny mound of apple green, white-spotted leaves. Every part of this plant is infused with an anise-like aroma.

Once used as a food, flavoring, medicine, and even furniture polish, I cherish it for its long-lasting beauty. By late spring, branching stalks, bearing two- to four-inch wide white umbels, rise three to five feet tall, spreading almost as wide. Flowers last two weeks and are quickly followed by a multitude of shiny, dark seeds. To prevent an army of seedlings the following spring, it is important to cut the plant back before this happens. One of the most satisfying combinations in my shade borders features sweet cicely and a green-edged golden hosta, flanked by purple-leaved *Ajuga* 'Caitlin's Giant' on one side and a wide lacy mound of dark-pink flowered *Dicentra* 'Luxuriant' on the other.

Once popular for healing bruises and broken bones, comfrets are extraordinarily adaptable to site and soil. Blue comfrey (*Symphytum caucasicum*, Zones 3–9, 9–1) is a robust plant three feet tall and wide, that grows from a long, fleshy taproot. Basal foliage is large, tapered, prominently veined and apple green in color. In common with lungwort and other members of the borage family, pink-tipped buds open to blue flowers, in this case a bright blue that is difficult to match in the plant kingdom. Buds, arranged in arched coils at the tips of branching stems, open from late spring through early summer. The effect is riveting, a massed display of small dangling bells—very attractive to bees and



The beautiful bell-like flowers of blue comfrey are magnets for bees and hummingbirds.



Top: Bistort's cylindrical pink flowerheads are hard to miss in any garden. Above: Feverfew's daisylike flowers should be cut back after the first flush to encourage rebloom.

hummingbirds—on a plant of bushlike proportions. It is a commanding presence as a single accent or in the background of a border in full sun, part shade, or shade. Beware that if you move it, any piece of root left behind will regrow.

### EARLY SUMMER

When in full bloom, swallowtail butterflies flock to bistort (*Persicaria bistorta*, Zones 4–8, 8–1), one of the showiest members of the buckwheat family. An astringent herb that was important for tanning and medicinal purposes, it has naturalized in areas of damp soil in the United States and Canada. Bistort's twisted rhizomatous roots—the species name means twice twisted—give rise to a mound of distinctive, slightly wrinkled and tapering leaves on slender stems two

feet tall and nearly as wide that are topped by three-inch cylindrical spikes densely composed of tiny pink, sweetly scented flowers. With sufficient moisture, bistort blooms well into the fall as its tongue-shaped foliage turns bronzy-red. At Sissinghurst Castle, its free-flowering cultivar 'Superba' is backed by giant Russian comfrey (*Symphytum xuplandicum*). In my garden, 'Superba' anchors an island bed in full sun, behind *Stachys byzantina* 'Silver Carpet'. I have naturalized bistort in light woodland with cowslips, in boggy ground with chives, and in shade with hostas. It thrives anywhere except in very dry conditions.

Preparations from the roots of valerian (*Valeriana officinalis*, Zones 4–9, 9–1) have been used for at least 2,000 years to treat conditions such as hysteria, epilepsy, de-



A tall, robust plant with fragrant white flowers, valerian is especially attractive when grown among other tall cottage-garden plants like foxgloves, Siberian irises, and bellflowers.

pression, and insomnia and is still sold in various forms as an herbal supplement. In the garden, it is the plant in bloom—five feet tall and across—that gives me a lift. Valerian forms a mound of handsome, dark green leaves, deeply cut and set precisely opposite one another in seven to 10 pairs, like the rungs of a ladder. The flowers, which attract butterflies, are borne at the top of the plant in light pink or white flattish heads, two to four inches wide. The plant's aroma, heavy and sweet, is similar to that of heliotrope (*Heliotropium arborescens*) with which it is sometimes confused. If its fragrant roots are disturbed, they draw cats in the same way as catnip.

Once a popular headache remedy and still important in herbal preparations, feverfew (*Tanacetum parthenium*, Zones 4–9, 9–1) is a flowering herb of charming

simplicity, with stubby petaled, inch-wide, white daisies in bouquetlike sprays on stems embellished by ferny, aromatic foliage. It flowers in profusion in early summer, and if cut back to encourage the developing buds at its base, feverfew blooms non-stop through fall. It is a hard-working, short-lived perennial that grows two feet tall and 18 inches wide, invaluable in a border as filler, as a mediator between bright reds and purples, and tucked under shrub roses. Plants should be renewed by stem cuttings or division as needed. The old-fashioned doubled pompon version, 'Flore Pleno', has been grown since the 16th century.

Dropwort (*Filipendula vulgaris*, Zones 4–7, 8–1) is an ancient medicinal for kidney ailments. A native of dry pastures, it grows in a wide range of condi-

## Sources

**ForestFarm**, Williams, OR. (541) 846-7269. [www.forestfarm.com](http://www.forestfarm.com). Catalog \$5; free online.

**High Country Gardens**, Santa Fe, NM. (800) 925-9387. [www.highcountrygardens.com](http://www.highcountrygardens.com). Catalog free; online also.

**Richters Herbs**, Goodwood, Ontario. (905) 640-6677. [www.richters.com](http://www.richters.com). Catalog free; online also.

**Shady Acres Herb Farm**, Chaska, MN. (612) 466-3391. [www.shadyacres.com](http://www.shadyacres.com). Catalog \$3; free online.

**Stokes Seeds, Inc.**, Buffalo, NY. (800) 396-9238. [www.stokesseeds.com](http://www.stokesseeds.com). Catalog free; online also.

## Resources

**Herbs in Bloom: A Guide to Growing Herbs As Ornamental Plants** by Jo Ann Gardner. Timber Press, Portland, Oregon, 2005.

**Rodale's Illustrated Encyclopedia of Herbs**. Edited by Claire Kowalchik and William H. Hylton. Rodale Books, Emmaus, Pennsylvania, 1998.

**Taylor's Guide to Herbs : A Fully Illustrated Encyclopedia of More Than 400 Useful, Interesting, and Ornamental Herbs**. Edited by Rita Buchanan. Houghton Mifflin Company, Boston, Massachusetts, 1995.

tions, but does not like wet soil. Although seldom grown today, 'Multiplex', a double-flowered selection, is choice for border or rock gardens. Growing from small tubers to form a 10-inch-tall mound of emerald green fernlike leaves, it produces airy clusters of small creamy white flowers atop wandlike stems. The plant in bloom reaches three feet with an 18-inch spread. Part of double dropwort's charm is its exquisite buds. Produced in

tight clusters, they resemble antique, rose-tinted pearls that open to miniature white roses. The flowers combine beautifully with purple mullein (*Verbascum phoeniceum*), both of which grow well among rocks where dropwort's foliage shows off all season.

Clary sage (*Salvia sclarea*, Zones 5–9, 9–3) was formerly used to flavor beverages and food, and is still employed to perfume soaps and cosmetics. As Gertrude Jekyll observed in her 1916 *Annuals and Biennials*, it “is valuable in flower borders where good color arrangements are desired.” A true biennial, the first season it produces attractive clusters of velvety, nearly heart-shaped, puckered nine-inch leaves. The following season it sends up a candelabra of musk-scented flowering stalks to three feet, each small white or pale bluish bloom made significant by glistening rose-pink or mauve bracts. These are decorative even after the flowers fade, giving the plant a long season of interest. During its extended bloom period, beginning in early to midsummer, it is often visited by hummingbirds. In an informal planting its pastel spikes enjoy association with veronicas, foxgloves, and bushy musk mallow (*Malva moschata*). ‘Turkestanica’ with pink-flecked white flowers is a larger, showier version.

## MIDSUMMER

Once used medicinally for both people and animals, elecampane (*Inula helenium*, Zones 5–8, 8–5) is now a weed along roadsides and clearings from Ontario and Nova Scotia to North Carolina and Missouri. Sprouting from a thick, fragrant root, its light green tapered leaves are more than 20 inches long, with densely wooly undersides. The strong, felted, five-foot stem is topped by bright yellow two- to four-inch wide flowers, with many thin spidery rays loosely arranged around a brownish disk.

Fringed elecampane (*I. magnifica*) produces even larger leaves, 24 inches long by 12 inches wide, and bright yellow, thinly rayed flowers. I had to ban elecampane from my first flower garden because, in a tight planting, it crowded other desirable plants. I heaved it out and replanted it at the edge of a bog in a damp meadow where its tall stems rose up among wild irises, wild grasses, and



Plant fringed elecampane in less-than-ideal sites to curb its aggressive tendencies.

double-flowered meadowsweet (*Filipendula ulmaria*).

I have applied similar treatment to other rambunctious yet desirable herbs such as soapwort (*Saponaria officinalis*, Zones 3–9, 9–1). Naturalized in great patches along roadsides, railroad tracks, in damp meadows, and waste places, soapwort creates wide mats of shiny green foliage, rich in lather-producing

saponin. By midsummer or earlier, clusters of ragged-petaled flowers, each held by a puffed calyx, appear atop thick-jointed, two-foot stems. On warm summer evenings the blooms' clovelike scent drifts throughout the garden and hawk moths come to feast on the flowers. Discerning gardeners should look for the double-flowered light pink ‘Rosea Plena’, deeper rose-pink ‘Rubra Plena’,



Where its spread can be contained, as here by pavement, soapwort makes a good ground cover.



## OTHER UNDERUSED ORNAMENTAL HERBS

All of these plants are lightly to heavily aromatic and attract bees, butterflies, or hummingbirds. They will thrive in full sun to part shade and moist soil, except those marked with an asterisk (\*), which prefer drier soil.

Name	Hgt./Wdth. (feet)	Flowers and/or Foliage	Season of bloom	Origin	USDA Hardiness, AHS Heat Zones
<i>Artemisia lactiflora</i> (white mugwort)	4–6/2–4	creamy white sprays/ fernlike, dark green	late summer to mid-autumn	China	5–8, 8–5
<i>Calamintha grandiflora</i> (calamint)	1–2/1½	bright pink, tubular/dark green above, pale beneath	midsummer	southern Europe to Russia	5–9, 9–3
<i>Cimicifuga racemosa</i> (bugbane, black cohosh)	5/3	white on slender stalks/ dark green, lobed or toothed	midsummer	eastern North America	3–8, 12–1
<i>C. racemosa</i> 'Atropurpurea'	3–4/2–3	purple-black foliage in sun			
<i>C. racemosa</i> 'Hillside Black Beauty'	5–6/3–4	pink buds open to white flowers/dark purple foliage			
<i>Lobelia siphilitica</i> (blue cardinal flower)	2–4/1	small blue tubular flowers/ hairy, light green leaves	late summer to fall	eastern U.S.	4–8, 8–1
* <i>Pycnanthemum virginianum</i> (mountain mint)	2–3/1–1½	2-lipped, pink or white in compact heads	late summer	eastern U.S.	4–8, 8–1
* <i>Ruta graveolens</i> (common rue)	3/2½	yellow, 4-petaled/evergreen, glaucous, blue-green	midsummer	southeastern Europe	5–9, 9–5
* <i>R. graveolens</i> 'Jackman's Blue'	2/1½	compact selection with bluer foliage			
<i>Sanguisorba canadensis</i> (Canadian burnet)	4–6/2–3	creamy bottlebrush spikes	midsummer to mid-autumn	northeastern North America	3–8, 8–1
* <i>Santolina chamaecyparissus</i> (lavender cotton)	3–4/3–4	bright yellow buttons on slender stalks/ silver foliage	mid- to late summer	west and central Mediterranean	6–9, 9–4
<i>Satureja douglasii</i> (yerba buena)	1½/1	narrow, rose-pink tubular/ glossy mint-scented, evergreen	all summer	western U.S. and Canada	7–10, 8–1
<i>Veronicastrum virginicum</i> (Culver's root)	4/1½	white-pale pink, in narrow spikes/dark green leaves in whorls	mid- to late summer	North America	4–8, 8–3



*Calamintha grandiflora*



*Cimicifuga racemosa* 'Atropurpurea'



*Sanguisorba canadensis*

and white 'Alba Plena'. Like most Old World herbs, soapwort will grow in varied sites and habitats. Now that I no longer have a bog handy, I grow double soapwort in a bed across from the kitchen door so I won't miss its evening fragrance. It forms a spreading mat in the corner of a raised bed under a tall trimmed arborvitae, with hostas and se-

dums. If spent flowers are removed, fresh blooms continue to open into the fall.

You may encounter Old World herbs growing wild along roadsides or in public herb gardens, where they are often organized according to their uses. With an understanding of their habits, and some discretionary siting, this underused group of plants can be carefully integrated into

the landscape where they have the opportunity to show off their natural gifts. 🌿

*Jo Ann Gardner now lives in the Adirondacks on a small farm with extensive gardens. Her most recent books are Herbs In Bloom and, with Karen Bussolini, Elegant Silvers: Striking Plants for Every Garden (both published by Timber Press in 2005).*

# Exploring Garden Geography

*This is the ninth article of an ongoing series on garden design.*

**T**HE IDEA OF gardens as engaging and dynamic spatial experiences has been a strong thread weaving through this series of articles. We have discussed how to think about, visualize, and begin designing unified garden spaces.

I now want to address some of the most misunderstood, maligned, and often clichéd uses of garden spaces—perennial borders, island beds, and foundation plantings—the typical plantings found around most houses.

Individually, these planting features are unlikely to generate completely satisfying gardens, but each of them contain characteristics that we can use to create exciting spatial combinations. Our approach will be a positive and creative one, rather than malicious or mocking. By discovering the magic waiting in the mundane, we can find new ways of approaching our own gardens.

## CROSSED BORDERS

The traditional herbaceous or mixed border has become something of an invasive exotic design from England that has rooted firmly into the minds and landscapes of American gardeners. The linear planting style and its variations concentrate on plants for their effects. Vibrant color and texture combinations and sequences ebb and flow over the growing season. Borders showcase a variety of plants with horticultural virtuosity.

Viewing a border is not unlike visiting a museum gallery, looking at a series of pictures presented in coordinated sequence. Staging is controlled, placing tallest plants in the back and shortest plants in the front. The whole effect is, at its best, pretty and rather painterly, something inscribed in a frame and intended to be seen from certain viewpoints.

However, out of their peak season(s), borders can be a bit dull, and often require high levels of maintenance. Typical locations for borders only add to the tedium. Borders co-dependently cling to fence lines, sidewalks, garages, and other existing features. Instead of creating rooms and subspaces within a larger space, they reinforce the boundaries of the larger space and leave the center empty.

Gardens are about theatrical and cinematic effects where both the observer and the observed are in ever-changing and dynamic relationship to each other. Gardeners and the garden are simultaneously actor and audience engaging in relationships more complex than walking in a straight line and viewing plants.



## NO GARDEN IS AN ISLAND

If borders are painting galleries, island beds are sculpture parks. They frequently contain compositions of plants with multiple seasons of interest and depend on more than color. A tree (or trees) provides overhead enclosure and verticality; shrubs offer human-scaled enclosure, flowers, fruit, bark, and foliage; and low ground covers define horizontal planes. Perennials, bulbs, and annuals may add accents throughout the year. Plastic edging keeps the whole thing neatly packaged.

On the positive side, islands define spaces and multi-layered compositions in a way borders often do not. They are three-dimensional objects viewed and experienced from all sides. You can walk around and sometimes even through them. Islands often sit free, unattached to fences, walls, and other garden elements. They may even enclose and envelop features such as ponds or gazebos.

Unfortunately, these kidney-shaped and gratuitously curvilinear planting beds are often lost in the space of the average garden, randomly orbiting in the house's gravitational field. They fail to truly define the spaces between them and other parts of the garden because they concentrate attention on themselves as objects.

Gardens rely on the coordinated relationships between physical objects. Plantings, structures, hardscape, and other features are as important as the empty spaces (voids) between and among them. Well-designed voids are critical for letting people physically and mentally occupy the garden.

### UNDERMINED FOUNDATIONS

The most recognizable—some might say notorious—American contribution to home garden design may be the foundation planting. These suburban icons frequently exhibit a strong sense of structure due to the presence of clipped shrubs, repeated forms, and symmetrical layout. Indeed, some of the pruned evergreens rival in their sophisticated forms and perfect artistry the topiary of Europe.

When placed artfully, the cones, cubes, hedges, and other Platonic solids echo the forms of the house, connecting architecture to the surrounding landscape. They also define and frame entries and even windows. Unpruned shrubs sometimes soften the geometry, adding an exciting sense of contrast and floral interest.

Sadly, the need to cling to the house prevents these plantings from being anything more than a decorative accessory like faux shutters and wagon wheel mailboxes. They do not define spaces or even delineate edges (the house does that) and often end up smothering the windows, door, and sidewalk with their out-of-scale growth unless pruned constantly or replaced frequently.

### GEOGRAPHIC SYNERGY

The usual and most serious problem with borders, islands, and

foundation plantings is their often haphazard placement and lack of relationship to anything else around the house, including the house itself. In most cases, these disconnected features merely float randomly in deep green seas of turf, lacking any compelling *raison d'être* except their own self-referential existence.

The trick is to combine the best characteristics of these features into a consciously designed garden. By carefully orchestrating relationships between them, it's possible to create a series of interconnected spaces that have multi-seasonal and multi-sensual appeal; in short, a garden.

For example, I might borrow the evergreen structure of the foundation planting, its geometric form and structure, but peel it away from the house so it defines a space midway between the house and the street. I might introduce arcs and curves into the form to create small bays for seating or sunbathing (after all it is my front yard and I should be able to use it!). The entry walk now has some privacy from the street, allowing for an intimate garden to develop outside the front door. The evergreens are also an excellent backdrop for any other plantings.

The island planting would lend the new garden layered and three-dimensional design. Canopy trees define overhead enclosure and dispense shade and shadow pattern. Maybe they even display fragrant summer flowers and winter ornamental bark. Human-scaled deciduous shrubs would enclose small subspaces along the walk and contribute autumn foliage color and winter berries and stems. The evergreen ground cover would replace some of the endless turf and would be the perfect foil for the shrubs and trees. The garden would provide small moments of interest all year, never resorting to the intensive thermonuclear color assault of the border.

Colorful perennial and bulb plantings would migrate from the border. I would select the toughest and lowest maintenance plants to save energy and time. They would bridge gaps in the woody plants' seasons of interest, supplementing with bloom, fragrance, and texture. Modest—compared to a large border—drifts and clumps would weave between the shrubs amongst the ground covers.

Remember, borders, islands, and foundation plantings in and of themselves do not necessarily make bad gardens. But gardens should offer more than window dressing to an ungainly intersection between house and earth. Design has the potential to make every trip to the mailbox or the front (or side, or back) door an intoxicating adventure that stimulates the senses and imagination.

In the next issue, we will consider the role of color in good gardens. ∞

*Tres Fromme is a landscape designer at Longwood Gardens in Kennett Square, Pennsylvania.*

**HANDS GIVING YOU  
A ROUGH TIME?**



**“Works wonders.” –Denver Post**  
**“Elsie’s beauty secret.” –Glamour**

It's remarkable what big things are being reported about the stuff inside our little green can. Try some today. Your skin should be softer tomorrow.

**DAIRY ASSOCIATION CO., INC.**

P.O. BOX 145, DEPT. AG05, LYNDONVILLE, VT 05851/TEL. 802-626-3610/WWW.BAGBALM.COM  
WEST OF ROCKIES: SMITH SALES SERVICE, 16372 S. W. 72ND ST., PORTLAND, OR 97223

## Julie Moir Messervy, Landscape Designer

by Lynda DeWitt

**J**ULIE MOIR MESSERVY, who received the American Horticultural Society's 2005 Landscape Design Award, believes gardens should not merely satisfy the senses, but also feed the spirit. That certainly was the goal for perhaps her best known work, the Toronto Music Garden (shown below), which opened in 1999. Collaborating with world-renowned cellist Yo-Yo Ma, she translated the six movements of a Bach cello suite into spiraling garden forms.



Founder of her own landscape design firm, Julie Moir Messervy and Associates, Messervy has designed numerous private and public gardens in the last 20 years. She is also a well known lecturer and author of several books, including *The Inward Garden: Creating a Place of Beauty and Meaning*. Here she discusses with garden writer Lynda DeWitt her own inner garden and ways gardeners can find inspiration for their landscape designs.



**Lynda DeWitt:** What are some of your earliest gardening memories that have served as grist for your projects?

**Julie Moir Messervy:** I grew up in a small subdivision outside Chicago built on the grounds of an old estate with a formal garden surrounding the estate house. There were also fields, a pond, and an old apple orchard. Even more fun, a forest bordered the property.

My mother grew annuals, perennials, and vegetables, so I grew up around gardening, but it was the richness of the larger landscape around me that has most influenced me over the years. I have memories of little hiding places, trees for climbing, and I created many meandering paths in the nearby forest. Consequently, most of my garden designs include winding paths.

**You ask your clients to pull from their own early landscape memories, but where should they begin if they have no memories to pull from?**

Books are one good source, especially illustrated children's books, novels, travel books, and books on gardens from around the world. Inspiration can also come from architecture—the places where we day-dreamed as children. For me, that space in-

cluded the area beneath the baby grand piano and under the eaves in the attic. For others, it could be a window seat, a carrel in a library, or under a tree in a local park.

As described in my first three books, I find there are seven “archetypes” of space—fundamental forms that offer distinct vantage points on the world. These spatial archetypes typify the feelings and the forms that people long for in the spaces around them—their homes, their gardens, and the natural landscape itself.

I try to get my clients to be aware of what kind of space they feel good in. For example, if someone loves harbors, I’ll include a bench that’s well backed up by shrubs, a tree trunk, or a wall. If someone likes to be at the edge of the world, then I’ll create a vantage point that looks out from a high place if at all possible, or create a terrace that sits a few steps above the grass to give the impression of having a parapet wall for enclosure.

### What is your process in designing a new landscape?

My designs are guided by feeling. The images of inspired space provoke feelings that

lead to notions about movement, textures, colors, and plants. In a design, the decisions about plants often come toward the end of the process, but, sometimes, a particular color, type of plant, or genus may drive the design.

Because my clients inspire me with *their* ideas and *their* site, every garden I design is different from the last.

### While every garden is different, you have said that every good garden is contemplative. Are there principles to which you keep returning?

Underlying all my work are Japanese ideals, learned while studying landscape design in Japan and living in a Zen-Buddhist nunnery for a year and a half. The Japanese have traditionally looked to nature for inspiration; they understand the appeal of asymmetry—how asymmetrical designs draw us in in a way that formal and symmetrical western gardens cannot. I also learned to value the pull of contrasts—hard and soft, rough and smooth, huge and small. Japanese gardens play these oppositions off each other, and I like to do the same in the landscapes I create.

For more information about Julie Moir Messervy, her landscaping projects, books, or the two four-day design retreats at her Vermont studio (June 20–24 and October 3–7), visit [www.juliemoirmesservy.com](http://www.juliemoirmesservy.com).

### You recently moved to Vermont and are busy renovating your home. What other projects are you currently working on?

I’m writing a new book with architect Sarah Susanka, author of the *Not So Big House* books, about how to turn the outside of your house into a home and the principles and patterns that make a residential landscape successful. The book, titled *Outside the Not So Big House*, is due out in January 2006 from Taunton Press.

Also, I held my first landscape design retreat, “Creating Inspired Gardens,” last fall here in Vermont. I’ve planned two for this year, in June and in October. These are four-day workshop-retreats with hands-on exercises and field trips to nearby gardens. I’m really excited about these!

Free-lance writer Lynda DeWitt lives in Bethesda, Maryland.

**New Ideas. Fresh Techniques.**

Discover the Horticulture Gardening Institute's face-to-face events and online programs.

The Art and Science of Container Gardening 

The Art and Science of the SMARTGARDEN™ 

Herbaceous Perennials for Sun: Identification, Culture and Garden Attributes 

Herbaceous Perennials for Shade: Identification, Culture and Garden Attributes 

Programs feature national experts and help gardeners at all levels develop new skills. Visit us to learn more.

 [www.gardeninginstitute.com](http://www.gardeninginstitute.com) 



Cherry Lake Tree Farm is pleased to announce its corporate partnership with the American Horticultural Society and is committed to helping fulfill the AHS mission by promoting the importance of large trees in the landscape.



# California

*The Golden State encompasses diverse eco-regions.* BY JOANNE WOLFE

CALIFORNIANS ARE blessed with the richest diversity of native plants in North America. One-quarter of all North American plant types north of the Mexican border—6,300 species, subspecies, and varieties—are California natives. And 200 of these species are endemic; that is, they are found nowhere else in the world. Unfortunately, development has put nearly 30 percent of the flora in this paradise on the endangered species list. Habitat gardens have become crucial sanctuaries for plants as well as animals.

The state's 100 million acres encompass several geographic regions, 1,100 miles of coastline, an unusual diversity of soil types, a wide range of climatic variations, and too many regional habitat plants to cover in a single article. However, planting some of the easy-to-grow regional natives included here will anchor your wild garden and provide a base for rare or endangered local species.

## ZEROING IN ON YOUR REGION

California's six main vegetation regions—coastal forest; coastal prairie and scrub; grassland, chaparral, and woodland; wetland; mountain (montane); and desert—are further subdivided into classes, variations, and microclimates. Coastal vegetation covers 15 percent of the state. East of the mountains, the desert—divided into three classifications: cold (Great Basin), warm (Mojave), and hot (Colorado Desert)—covers a great deal more.

To find out more about plants that will thrive in your own backyard habitat, contact the California Native Plant Society (see "Resources").

## BEST TREES FOR WILDLIFE

Oaks (*Quercus* spp.) are supreme sanctuaries for wildlife, offering nesting habitat, food, and shelter from sun and wind. If you don't already have a native oak in your yard, start one from locally collected acorns.



The fragrant pink bell-shaped flowers of desert willow are a magnet for wildlife.

Black or red oak (includes live oaks) acorns need at least two months of cold stratification to germinate; white oak (Valley, Blue, and Engelmann) acorns germinate without special treatment if planted in fall. If your yard is small, consider some of the dwarf or scrub forms. Dwarf live oak (*Q. agrifolia*), scrub oaks (*Q. dumosa* and *Q. berberidifolia*), leather oak (*Q. durata*), and *Q. cornelius-mulleri* are all possibilities for an average-size yard. Unless you live in true desert or montane habitat you'll likely find an oak that's native to your locale.

In desert habitats, consider desert willow (*Chilopsis linearis*), a stunning small tree that bears fragrant pink to lavender bell-shaped flowers amid willowlike leaves. Hummingbirds will live in this unusual tree, which can be pruned to mimic a weeping willow.

## SHRUBS AND UNDERSTORY PLANTS

Wildlife-attracting shrubs that bloom through three seasons, native lilacs (*Ceanothus* spp.) will delight you with their fra-

grant white, blue, and purple flower clusters. California lilacs are evergreen, drought tolerant, and can live as long as 25 years if you don't water and feed them.

In northern California, try varieties of *C. cuneatus* and *C. pupureus* (deer don't like them), *C. foliosus*, *C. gloriosus*, and *C. jepsonii*. Central Californians can grow island mountain lilac (*C. arboreus*)—which has enormous white flowers and huge leaves—dryland *C. greggii* var. *vestitus*, and sand-loving *C. impressus* var. *impressus*, as well as some of the northern varieties. *Ceanothus rigidus* pairs well with live oak and deer avoid it. In southern California, *C. crassifolius* takes heat and full sun in stride and resists deer browsing; *C. cyaneus* 'Sierra Blue' tolerates standard garden conditions, and *C. leucodermis* withstands both drought and cold.

Blue elderberry (*Sambucus mexicana*), a must-have wildlife shrub, grows in canyons and valleys west of the Sierra Nevada from Oregon to Baja and east to Texas. Hummingbirds and butterflies col-

lect nectar from its white-to-pink blossoms; small mammals and many birds love its attractive blue berries. Blue elderberry grows best in sun to part shade and reaches two to four feet high.

The *Ribes* family (including a variety of currants and gooseberries), unmatched in attracting wildlife, offers delicate flowers, tasty fruit, fragrant foliage, and beautiful fall color. The California thrasher, hermit thrush, and American robin depend on *Ribes* berries and hummingbirds thrive on the flower nectar. In spring, hummers migrate north along the West Coast in concert with the blooming of red-flowering currant (*R. sanguineum*); they also pollinate chaparral currant (*R. malvaceum*). Once established, *Ribes* species thrive in most gardens without supplemental water.

## HERBACEOUS AND WOODY PERENNIALS

Sages (*Salvia* spp.) top the list of native wildlife plants, because hummers literally fight over them. A host of beneficial insects—bumblebees, native wasps, hawk moths—also feed on them.

Cleveland or musk sage (*S. clevelandii*), the most fragrant native sage, sparkles with deep blue flowers from midsummer through August, and several good selections are available. Musk sage is drought tolerant and long lived in sandy soils from the San Diego coast inland to the edge of the Anza Borrego desert.

Desert sage (*S. dorrii*) stops traffic when in bloom and thrives on the eastern side of

the Sierra Nevada. Although desert sage cannot tolerate supplemental water or clay soil, purple sage (*S. leucophylla*) will grow to gigantic proportions—eight feet tall and wide—if given loamy, clay soil and supplemental water. Keep it on lean rations or place it in the back of the border.

Monkey flowers (*Mimulus* and *Diplacus* spp.), quintessential California perennials, range from coastal woodland to eastern slope, north to south. The comical monkey-faced flowers of *Mimulus* species thrive in wet, boggy conditions, while *Diplacus* species like dry, rocky soil. Orange-bush monkeyflower (*D. aurantiacus*) is found in a variety of habitats in California's northern Coast Range. It is cold tolerant and flourishes in most free-draining soils. *Diplacus* 'Ramona' produces masses of golden flowers in southern California gardens. 'San Diego Sunrise', a stunning chaparral plant, has red flowers that fade to yellow. Pink-flowered *M. lewisii* thrives in moist mountain habitats.

No California habitat garden would be complete without penstemons (*Penstemon* spp.). With species for nearly every habitat, it's possible to attract hummingbirds and hawk moths to any garden. Hummingbird favorites include the drought-tolerant pink showy penstemon (*P. pseudospectabilis*), and the moisture-loving scarlet bugler (*P. centranthifolius*).

## NATIVE PLANT GROWING TIPS

Native vegetation thrives on local soils and

## Resources

**California Native Plant Society,**  
(916) 447-2677. [www.cnps.org](http://www.cnps.org).

**California Oak Foundation,** (510)  
763-0282. [www.californiaoaks.org](http://www.californiaoaks.org).

**Growing Native,** (831) 427-1818.  
[www.growingnative.com](http://www.growingnative.com).

## Sources

**Elkhorn Native Plant Nursery,** Moss  
Landing, CA. (831) 763-1207.  
[www.elkhornnursery.com](http://www.elkhornnursery.com). (On-site  
retail sales)

**Las Pilitas Nursery,** Escondido, CA.  
(760) 749-5930.  
[www.laspilitas.com](http://www.laspilitas.com).

**North Coast Native Nursery,**  
Petaluma, CA. (707) 769-1213.  
[www.northcoastnativenursery.com](http://www.northcoastnativenursery.com).  
(On-site retail sales)

rainfall levels. That is especially true of California's native plants, which do not like summer watering and amended soils.

California native plant communities typically create a network of fungal and bacterial organisms (mycorrhizae) that lock soil nutrients into a closed system, where they are available only to community members.

The mycorrhizae network is extensive, making it possible for plants to have smaller root systems and greater drought tolerance. Healthy soil fungi thrive on leaf litter and natural mulch, but are easily smothered by nonnative perennial grasses.

Summer watering also disturbs the soil's natural balance of microorganisms, leading to poor plant health and even death. For that reason, California native plants are best planted together in natural communities rather than intermingled with non-natives that require supplemental watering and fertilizing.

*Joanne Wolfe is a contributing editor for The American Gardener and a key voice in the habitat gardening movement. Her native habitat is the Pacific Coast of Oregon.*



Besides attracting wildlife, Cleveland sage is an attractive, drought-tolerant ground cover.

## Horticultural News and Research Important to American Gardeners

### LADY'S MANTLE ON TRIAL

Plant Evaluation Manager Richard G. Hawke and his staff at the Chicago Botanic Garden (CBG) recently completed a six-year evaluation of various species of lady's mantle (*Alchemilla* spp.) and found them to be all around "good garden plants" for



*Alchemilla mollis*, above, and its cultivars ranked high in the six-year evaluation.

the Midwest. With attractive, scalloped foliage and sprays of greenish-yellow flowers, they have the added virtues of being "cold hardy and free of diseases and pests."

The trial included 18 taxa of commercially available lady's mantle. Rated for "floral effectiveness, habit quality, and plant health," the top performers were: *A. alpina*, *A. bulgarica*, *A. epipsala*, *A. erythropoda*, *A. glabellata*, *A. vulgaris*, and *A. mollis* and cultivars. Most of these are hardy to at least USDA Zone 4, but do not fare well in AHS Heat Zones higher than 7.

The CBG reports results of its plant trials in a publication called "Plant Evaluation Notes." It may be ordered for \$3 per issue from the Plant Evaluation Program, 1000 Lake Cook Road, Glencoe, IL 60022. Evaluation information may also be viewed at [www.eplants.org](http://www.eplants.org).

### THE OAKS HAVE IT

"The oak was the popular choice of the American people," states National Arbor Day Foundation President John Rosenow, whose organization conducted an online survey in 2001 to choose a national tree. A frontrunner throughout the voting, the oak received about 20,000 more votes than second place redwood and 18 other native trees, including the dogwood, maple, pine, and tulip tree.



The live oak is the state tree of Georgia.

Last November, Congress and President George W. Bush confirmed the people's choice when they passed a bill naming "the oak," which generically covers some 600 species, the official national tree. Several species, including the white oak (*Quercus alba*) and the live oak (*Q. virginiana*), are already state trees.

### JUMP IN, THE WATER GARDEN IS FINE

On July 9 and 10, the North American Water Garden Society (NAWGS) will hold its first ever North American Pond

## PEOPLE and PLACES in the NEWS



### New England Wild Flower Society Names New Executive Director

Gwen Stauffer has been named the new executive director of the New England Wild Flower Society, headquartered in Framingham, Massachusetts. Stauffer's experience includes seven years at Hillwood Museum and Gardens in Washington, D.C., and, most recently, she was executive director of gardens at Callaway Gardens in Georgia. In her new position, she will lead the nation's oldest plant conservation institution in undertakings ranging from the society's new plant nursery in Whately, Massachusetts, the publication of the next *Flora of New England*, and the country's largest public native plant education program.

### New Director at New York Botanical Garden

In March, Kim E. Tripp became the New York Botanical Garden's new director. Previously, Tripp was the NYBG's senior vice president for Horticulture and Living Collections. Her public garden career has also included posts at North Carolina State University's JC Raulston Arboretum in Raleigh, North Carolina, the Arnold Arboretum of Harvard University in Jamaica Plain, Massachusetts, and the Botanic Garden of Smith College in Northampton, Massachusetts. "With her strong background as a researcher and horticulturist, a keen interest in education, and a distinguished career," says NYBG President and CEO Gregory Long, "Dr. Tripp is a natural to take this new position at our 113-year-old institution." 🌿



Tour of private water gardens around the country and Canada. NAWGS chapters as well as other garden clubs, individuals, and water garden professionals will lead more than 50 tours through thousands of pond gardens of all sizes.

“Our goal is to educate people and promote the hobby of water gardening,” says NAWGS President Ellen Beaulieu, “so this event is open to anyone from koi enthusiasts to people passionate about lilies and lotuses, and a whole gamut in between. NAWGS embraces all of it.”



The North American Pond Tour includes thousands of water gardens.

To learn more about the North American Pond Tour, visit the NAWGS Web site ([www.nawgs.com](http://www.nawgs.com)), where you may search for pond tours by state to find events in your area.

### STAY-AT-HOME BARBERRIES

Japanese barberries (*Berberis thunbergii*) were first introduced to the United States by seeds sent from Russia to the Arnold Arboretum of Harvard University in Jamaica Plain, Massachusetts, in 1875. Since that time, they have become a widely planted and popular ornamental shrub.

Unfortunately, Japanese barberries produce copious quantities of seed, enabling them to spread into natural areas so prodigiously that the Plant Conservation Alliance reports they are considered invasive in 20 states.

Recently, Longwood Gardens in Kennett Square, Pennsylvania, announced results of a seven-year barberry trial by Tomasz Anisko, curator of plants, and Sarah Lovinger, curatorial intern. In the process of evaluating a number of attributes, Anisko and Lovinger discovered that


the numbers of seeds produced varied by species and cultivar. Of 41 barberries tested, three produced no seeds and, the researchers concluded, “pose minimal risk of becoming invasive by seed dispersal.” These are: *B. thunbergii* ‘Concorde’, *B. verruculosa*, and *B. wilsoniae* var. *ghutzunica*. In addition, three cultivars of *Berberis thunbergii* produced very small numbers of seeds: ‘Bonanza Gold’, ‘Golden Nugget’, and ‘Kobold’.

### SCOUTING FOR PLANTS

Gardeners searching for where to buy particular plants now have a new resource: Dave’s Garden ([www.davesgarden.com](http://www.davesgarden.com)). This popular Web site, launched in 2000 as a forum for gardeners to “share their triumphs and dilemmas in their gardens and their lives,” is offering a new service called PlantScout, an online search engine for plant, seed, and bulb sources.

PlantScout combines information from the Web site’s Garden Watchdog area, where gardeners post their experiences with plant companies, with information about plant care and vendors. PlantScout

## Help Us Recover America's Vanishing Flora



Center for  
**PLANT**  
Conservation

[www.centerforplantconservation.org](http://www.centerforplantconservation.org)  
(314) 577-9450 • [cpc@mobot.org](mailto:cpc@mobot.org)

## “That’s one smart garden!”

- Carol F., Greenwood IN

Join the 1000’s of gardeners who praise the EarthBox

**“It’s simply the Easiest Garden Ever Developed!”**

- Gil Whitton, Host

The National Lawn and Garden Show

#### SO SIMPLE

There’s no digging, weeding, or guessing. The EarthBox grows automatically - year after year.

#### WORKS ANYWHERE


Your deck or patio - even *the back forty!* all you need is sunlight for fresh vegetables and herbs.

#### MORE PRODUCTIVE

The EarthBox out produces any gardening method - with less water, less fertilizer and less care.

#### 100% NATURAL

No chemicals or expensive hydroponics. The EarthBox grows healthy produce, the way nature intended.



**“62 pounds of tomatoes right from our patio!”**

“My brother has 14 tomato plants, I out produce him with just three.” - Jim N., Scranton PA

“My EarthBox garden made me feel like a pro!” - Elizabeth H., Passaic NJ

**ONLY \$29.95 + \$6.95 S&H**



**Call NOW To Order 1-888-502-7336**

Or mail your check to: Dept P-AH153  
P.O. Box 1966, St. Petersburg, FL 33731

is free for consumers, but sources must pay to be on its subscription list.

### WINNING WINTERBERRY

This year, the Association of Specialty Cut Flower Growers chose as its top cut flower not a flower at all, but the fruit-laden stem of a deciduous native shrub and member of the holly tribe, winterberry, *Ilex verticillata* 'Winter Red'. This cultivar—introduced in 1977 by R.C. Simpson of Simpson Nursery in Vincennes, Indiana—will grow six to nine feet in height with a spread of eight feet. The berries begin to take on brilliant color as early as June. By fall, they are resplendent, contrasting with the glimmering bronze of this plant's fall foliage color.

Though winterberry drops its foliage, the colorful fruit persists all winter long because it is one of the last to be taken by birds. Like other hollies, winterberry is dioecious. 'Winter Red' is a female selection that needs a male winterberry for pollination. 'Southern Gentleman' is one male cultivar that produces pollen at the



The berry-loaded branches of 'Winter Red' winterberry are superior for arrangements.


right time to pollinate 'Winter Red' to ensure fruit formation.

### NEMATODE NEMESIS

Root-knot nematodes (*Meloidogyne* spp.) plague a wide variety of plants, including many garden annuals, perennials, and vegetables. Plants infected with these microscopic pests may appear to have nutrient deficiencies and stunted growth as well as small, round swellings on their roots. Enter

'Charleston Belle', which is not only a tasty, heat-tolerant bell pepper, but new research indicates that it also helps other plants to resist root-knot nematodes.

Judy A. Thies, a research plant pathologist at the USDA Agricultural Research Service's Vegetable Laboratory in Charleston, South Carolina, evaluated the use of 'Charleston Belle' to reduce root-knot nematode damage to cucumbers and squashes and found that yields were better when these crops were planted after the pepper. "I think planting 'Charleston Belle' to help manage root-knot nematodes in subsequent susceptible vegetable crops would be useful to home gardeners," says Thies.

While several root-knot nematode-resistant varieties of susceptible plants are available, only a few, like the 'Charleston Belle' pepper, seem to affect the performance of crops planted after them. Certain cultivars of French marigolds (*Tagetes patula*), broccoli, and cauliflower also have proved useful in reducing nematode populations. 

CAROLE OTTESEN



### 2005 "Gardener's" Calendar

\$6.95 (\$59.00 for 10) Postpaid

### 2004 Computer Screen Saver

\$10.00 Postpaid

13 prize color photos in both items

### The Gardeners of America Men's Garden Club of America

Box 241

Johnston, IA 50131-0241

Phone: 515-278-0295

[www.GardenersOfAmerica.org](http://www.GardenersOfAmerica.org)



*A flock of sheep that leisurely pass by,  
One after one; the sound of rain, and bees  
Murmuring; the fall of rivers, winds and seas . . .*

—William Wordsworth



Garden treasures  
for all seasons . . .  
replica sculptures  
of the Charles Layland work  
at Morris Arboretum  
available exclusively  
for the discriminating gardener

To order by phone, call 215-247-5777 ext. 181

### The Gardens at Morris Arboretum

100 Northwestern Avenue, Philadelphia, PA 19118  
215-247-5777 • [morrisarboretum.org](http://morrisarboretum.org)



AMERICAN  
HORTICULTURAL  
SOCIETY

# Join us now to take advantage of the many benefits of membership in the American Horticultural Society

## As an AHS member, you get

**The American Gardener** Our beautiful full-color bi-monthly magazine offers in-depth articles written by plant and gardening experts and enthusiasts.

**Free Admission or special discounts** to 170 public gardens and flower and garden shows across the United States and Canada.

**Free Seed Exchange Program** AHS's annual seed exchange program enables members to obtain hundreds of uncommon varieties of seeds.

**Travel Study Program** AHS and the Leonard Haertter Travel Company offer superb national and international garden-based, educational tours to beautiful private and public gardens in the United States and abroad.

**Special invitations** to educational programs such as the AHS Garden Schools and AHS partner events that include the Epcot International Flower & Garden Festival and the Colonial Williamsburg Foundation Garden Symposium.

**AHS Online** Our Web site ([www.ahs.org](http://www.ahs.org)) contains a wealth of information, including articles from *The American Gardener*, members-only pages with special information and updates, and links to other prominent gardening sites.

## Your membership also supports our many national programs

**George Washington's River Farm** The AHS's National Headquarters is located on a scenic 25-acre site overlooking the Potomac River. Formerly one of our First President's farms, the property now features an artful blend of naturalistic and formal gardens that offer year-round delight to visitors of all ages.

**National Children and Youth Garden Symposium** Since 1993, this annual program has led the way in promoting the value of children's gardens and garden-based education.

**The Growing Connection** This innovative educational program teaches children about the science of growing food plants and their role in a healthy diet.

**Online Gardening Courses** Enroll in state-of-the-art online garden classes through AHS's partnership with the Horticultural Gardening Institute of Michigan State University.


**Heat Tolerance Map** In 1997, AHS introduced the AHS Plant Heat Zone Map, which has revolutionized the way American gardeners select region-appropriate plants.

**Book Program** AHS and DK Publishing, Inc., have teamed up to create a definitive horticultural reference library for the 21st century.

**SMARTGARDEN™** Launched in 2000, this AHS program uses existing tools, such as the USDA Plant Hardiness and AHS Plant Heat Zone codes, and considers new criteria to develop guidelines that best reinforce our stewardship of the earth.

**Horticultural Intern Program** Horticulture students from around the country get hands-on experience in garden maintenance and design and an opportunity to work with leading gardening experts.

**National Awards Program** The Great American Gardeners Awards recognizes individuals and organizations who have made significant contributions to horticulture. The Flower Show Awards spotlight earth-friendly garden displays at flower shows. Noteworthy garden books are the focus for our Book Awards program.



## Annual Membership Levels

Annual membership in the American Horticultural Society, including six issues of *The American Gardener* magazine and all the benefits described on this page, is available at the following levels:

- \$35 Individual
- \$50 Family
- \$50 International
- \$1,000 President's Council
- Corporate Membership (contact our office)
- Horticultural Partner (contact our office)

Please join the AHS family.  
To become a member, call (703) 768-5700  
or visit us at [www.ahs.org](http://www.ahs.org)

## Recommendations for Your Gardening Library


### Gardening with Clematis: Design & Cultivation.

Linda Beutler. Timber Press, Portland, Oregon, 2004. 300 pages. Publisher's price, hardcover: \$34.95.

### Simply Clematis: Clematis Made Simple.

Edith M. Malek. American Clematis Society, Irvine, California, 2004. 304 pages. Publisher's price, hardcover: \$24.95.

WHEN I FIRST sat down with these books, I immediately turned to pruning, since this is the one area where clematis writers, growers, and fanciers can come unstuck. I should know, as I have been all three in my time. I had not been at it long—clematis growing that is—and the more I read about clematis and pruning the more confused I became. Eventually, I did figure it out and had my own sizeable collection of clematis, but it would have been nice to have these two books to help me along the way.




Linda Beutler, the author of *Gardening with Clematis: Design & Cultivation*, is a floral designer, garden designer, and “unabashed clematis obsessive,” cultivating 250 plus clematis taxa in her Portland, Oregon, garden. In the course of discussing the subject of her book's title, Beutler describes the various sorts of clematis, from herbaceous perennials to large-flowered climbers. She also introduces some of Portland's better known gardenistas and gurus, which is helpful since a good way to learn about gardening is from other's successes—and mistakes.

Beutler's ability to conjure word images of clematis colors and forms growing with all sorts of other plants is impressive, though it helps to know your crocosmias from your cryptomerias. More than 100 attractive color photographs further illustrate the text. And there are abundant ideas for ways to use clematis throughout the garden, from strict tuteurs to free-form rebar supports, grocery carts (a rather Portlandian conceit, I think) to simple arbors. Beutler's design message is “be inventive.” Her cultural message is “be patient”—a sentiment she shares with Edith M. Malek, author of *Simply Clematis: Clematis Made Simple*.

Malek is president and founder of the American Clematis Society, the first clematis society in the United States. She gardens with 200 plus clematis in Irvine, California—a very different climate from Beutler's Pacific Northwest garden. It was interesting to note the variances in approach between the two pros, but was evidence, too, of clematis's accommodating na-

ture; there are clematis for every condition it would seem, but only if various cultural guidelines are adhered to.



In a direct and authoritative manner, Malek cuts straight to the chase with brisk, hard-working, how-to-grow information, presented without hyperbole. Beutler's work has the how-to as well, just not quite so readily accessible. Then, as the title proclaims, the remaining pages of Malek's book are filled simply with clematis. Portraits of some 120 different clematis are accompanied by information such as the history, zones, bloom period, height, light require-

ments, and pruning regime. All of this makes Malek's guide a good companion to Beutler's design-oriented text and is why, if you are going to pursue clematis with any energy, you need both these books.


—Ethne Clarke

*A garden editor for Meredith Corporation, Ethne Clarke grows clematis in her Des Moines, Iowa, garden.*

### The Perennial Gardener's Design Primer: The Essential Guide to Creating Simply Sensational Gardens.

Stephanie Cohen and Nancy J. Ondra. Photographs by Rob Cardillo. Storey Publishing, North Adams, Massachusetts, 2005. 320 pages. Publisher's price, hardcover: \$34.95.

IS IT TRUE, as the title implies, that this book will make you a perennial gardening expert? It's hard to believe otherwise, as the authors have managed to pack so much in here. This book pools the wisdom of two very experienced gardeners: Stephanie Cohen is a teacher of perennial design at Temple University in Pennsylvania and Nancy J. Ondra is the author of several other gardening books and a former nursery owner.

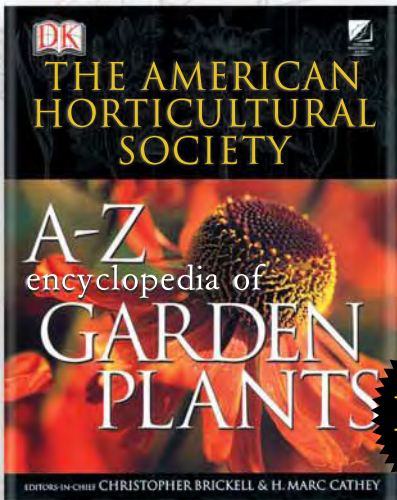


Organized into three sections, the book begins appropriately with a chapter titled, “Getting Started,” which discusses the “basics of getting any design off to a great start.” This is followed by several chapters that cover important design elements such as color and texture,



# THE BEST TOOLS OF THE TRADE FOR YOUR GARDEN

Your perfect garden is only 3 steps away:



**NEW!**

## Step 1:

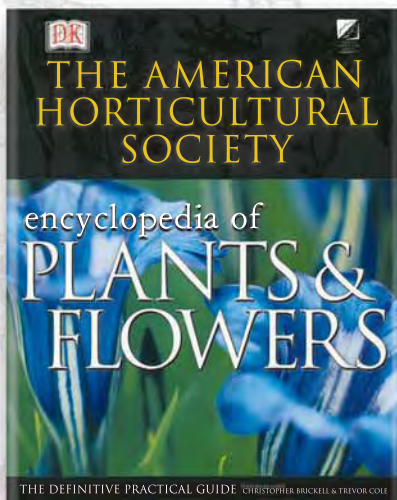
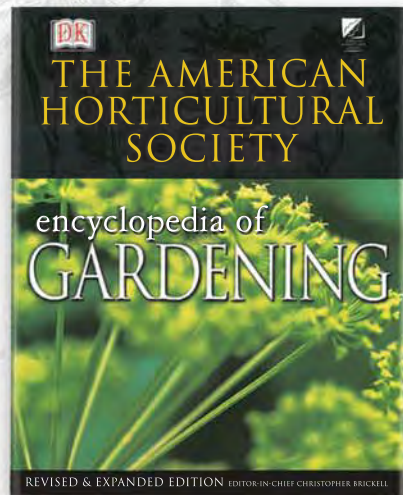
### Identify the best plants for your garden

A revised and updated edition with complete profiles of 15,000 plants and shrubs, their growth habits, height and spread, and geographical origin. Coming in October 2004.

## Step 2:

### Improve your gardening techniques to obtain the best results

More than 400 step-by-step sequences to troubleshoot any problem, from preparation and landscaping to frost control and water conservation.



## Step 3:

### Expand and add color and variety


More than 8,000 plants and flowers, along with expert advice on cultivation, pests, and diseases.

**SETTING THE STANDARD IN GARDENING REFERENCE**

Available wherever books are sold • For more great ideas visit [www.dk.com](http://www.dk.com) and sign up for our FREE newsletter

**“The mother lode of California plant books.”**

—FREMONTIA



## California's Wild Gardens

A Guide to Favorite Botanical Sites  
Phyllis M. Faber, Editor

“This glorious book, en route to becoming a classic, celebrates the first premise of California: nature, in all her bewildering variety and profusion.”

—KEVIN STARR, author of  
*Americans and the California Dream*

\$34.95 paperback, 500 color photographs

AT BOOKSTORES OR WWW.UCPRESS.EDU  
**UNIVERSITY OF CALIFORNIA PRESS**


**A gardener ought to have a little make-believe.**

—Olive Percival

## The Children's Garden Book

BY OLIVE PERCIVAL


Percival's charming illustrations and instructions for fifteen fanciful children's gardens are reproduced for the first time. Described by Percival as “a potpourri of flowery facts and garden lore,” *The Children's Garden Book* shows children that the pleasures of one's own garden may be achieved through planning, patience, dedication, and imagination.



\$24.95 AT BOOKSTORES OR ORDER  
HTTP://HUNTINGTON.UCPRESS.EDU

**Huntington Library Press**

DISTRIBUTED BY UNIVERSITY OF CALIFORNIA PRESS



**TAKE A WALK** down a typical city street and you might notice the absence of green. In *Garden Your City* (Taylor Trade Publishing, 2005, \$24.95), Manhattan gardener Barbara Hobens Feldt asserts that urbanites don't have to succumb to concrete and asphalt. To reap the rich rewards of gardening in a city, “finding a space and expanding your horticultural horizons is the key,” she writes. Feldt begins with gardening basics, then shares her experiences and advice on how to meet the challenges of city gardening—such as getting water to a rooftop. Urban gardeners everywhere will benefit from this insightful book.

—Nicole Gibson, Editorial Intern



**AS ROSES BEGIN** their colorful and fragrant summertime show, *A Bouquet of Roses: Glorious Arrangements for All Occasions* by Christina Wressell (Chronicle Books, 2005, \$19.95) offers 30 creative ideas for bringing the show indoors. Organized by color, each arrangement includes a list of flowers to use, container suggestions, design techniques, and a color photograph that shows off the whole piece. Wressell also provides advice for selecting and preparing cut roses, and a list of her favorite cultivars by color.

—Viveka Neveln, Assistant Editor

how to combine perennials with other plants such as annuals, bulbs, and shrubs, and designing with non-plant essentials such as paths, lighting, and fences.

The second section deals with challenging conditions like wet soils and shade, creative color combinations and themes (including the joys of white), and perennials for four seasons. Cottage gardens, naturalistic styles, and other themed plantings are also considered. The final section is especially intriguing for its before-and-after discourse on gardens the authors have tackled personally. The book concludes with an illustrated chart summarizing such plant details as light needs, season of bloom, and color for a quick reference.

As a list-maker myself, I especially loved the plant lists throughout the book. These highlight various plants for specific needs such as “Marvelous Moisture Lovers for Sun” and “Orange You Glad?” covering hot-colored blooms.

I also got a real kick out of the recurring sidebars, titled “Stephanie Says” and

“Nan's Notebook,” that offer the authors' personal observations and tips. Cohen is clearly a character, and I laughed out loud at her wacky observations on everything from foundation plantings with “green meatballs” to difficult sites with “plants on life-support systems.” Ondra's comments are equally informative—for example, her warning about “black holes,” referring to dark-leaved plants that are poorly sited among bright ones.

The authors' user-friendly—and sometimes hysterically funny—writing makes it easy to read, Rob Cardillo's beautiful photographs make the plants easy to recognize, and color drawings of design plans make it easy to visualize the resulting garden. All you'll need then is a set of dirty fingernails.

—Linda Yang


*Linda Yang, a “retired” journalist for the New York Times and author of four books, including The City Gardener's Handbook, now writes primarily for Better Homes & Gardens.*

## Regional Gardening Books

**G**ARDENING is an activity Americans enjoy nationwide, but recommendations for successful practices and plant selection can vary quite a bit from region to region. The diverse climates and ecosystems of this country's coasts, prairies, mountains, and deserts offer myriad challenges and possibilities. Here are some recently published books that offer region-specific plant and gardening advice.

### UP NORTH


Gardeners everywhere are becoming increasingly aware of and interested in indigenous flora. *Native Plants of the*



*Northeast* by Donald J. Leopold (Timber Press, 2005, \$39.95) provides an invaluable resource for using natives in the landscape and restoration projects. The book describes ferns, grasses, wild

flowers, vines, shrubs, and trees that are native to northeastern North America, including eastern Canada and the eastern United States as far as the Plains states. Hundreds of color photographs accompany the text, and an appendix provides plant lists for various purposes such as plants for wet soil and plants that attract wildlife.

For those on the other side of the country, there's *The Big Book of Northwest Perennials* by Marty Wingate (Sasquatch Books, 2005, \$24.95). The Pacific Northwest's "accommodating growing environment can make choosing perennials seem like an overwhelming task," writes Wingate. This book aims to help by providing succinct descriptions and color photographs of more than 150 perennials that thrive in northwestern gardens. It includes chapters on how to design and maintain perennial gardens as well as a list



of local plant societies and public gardens as sources of further information.

### MIDDLE GROUND

For gardeners from Delaware south to Virginia, *Month-by-Month Gardening in the Mid-Atlantic* by André and Mark Viette with Jacqueline Heriteau (Cool Springs Press, 2004, \$19.99) covers when to do what during the gardening year. Chapters are divided by major plant categories such as annuals, perennials, houseplants, lawns, roses, and water plants. Each chapter covers when gardening activities such as planting, pruning, watering, and fertilizing should be done and includes a chart of recommended plants for the region.



Another title in the Cool Springs Press series in 2004 is *Month-by-Month Gardening in the Prairie Lands* by Cathy Wilkinson Barash and Melinda Myers. It follows the same easy-to-use format but focuses on gardening in Iowa, Kansas, Nebraska, and the Dakotas.



### DOWN SOUTH

High salt levels, poor soil, and tempestuous weather make gardening in coastal areas challenging. Using plants that adapt well to seaside life is a key to success. *Landscape Plants for the Gulf and South Atlantic Coasts* by Robert J. Black and Edward F. Gilman (University Press of Florida, 2004, \$24.95) covers how to select and grow plants for coastal regions, and describes more than 400 trees, shrubs, vines, and ground covers—each one accompanied by a color photograph.

—Viveka Neveln, Assistant Editor

## More Regional Gardening Books

**Gardens and Historic Plants of the Antebellum South.** James R. Cothran. University of South Carolina Press, 2003, \$49.95.

**In Search of Great Plants: The Insider's Guide to the Best Plants in the Midwest.** Betty Earl. Cool Springs Press, 2004, \$19.99.

**Landscaping with Native Plants of Minnesota.** Lynn M. Steiner. Voyageur Press, 2005, \$24.95.

**Ornamental Grasses for the Southeast.** Peter Loewer. Cool Springs Press, 2004, \$22.99.

**Perennial Gardening in Texas.** Alan Franz. Taylor Trade Publishing, 2005, \$39.95.

**Wildly Successful Plants: Northern California.** Pam Pierce. Sasquatch Books, 2004, \$24.95.

**Wild Lilies, Irises, and Grasses: Gardening with California Monocots.** Nora Harlow and Kristin Jakob, editors. University of California Press, 2004, \$24.95.

**The Zen of Gardening in the High and Arid West.** David Wann. Fulcrum Publishing, 2003, \$17.95.



## REGIONAL HAPPENINGS

### Horticultural Events from Around the Country

#### NORTHEAST

CT, MA, ME, NH, NY, RI, VT

**RAP** MAY 21. **Garden Fair and Plant Sale.** Park-McCullough Historic House. North Bennington, Vermont. (802) 442-5441. [www.parkmccullough.org](http://www.parkmccullough.org).

**RAP** MAY 21. **Spring Fair at Blithewold: Garden Antiques and Specialty Plant Sale.** Blithewold Mansion, Gardens and Arboretum. Bristol, Rhode Island. (401) 253-2707. [www.blithewold.org](http://www.blithewold.org).

JUNE 3-5. **Annual Native Plant Sale.** Massachusetts Audubon Society Pleasant Valley Sanctuary. Lenox, Massachusetts. (413) 637-0320. [www.massaudubon.org](http://www.massaudubon.org).

JUNE 4. **HerbFest.** Connecticut Herb Association. Coventry, Connecticut. (860) 742-8239. [www.topmostherbfarm.com](http://www.topmostherbfarm.com).

JUNE 4. **Spring Festival.** King's Garden at Fort Ticonderoga. Ticonderoga, New York. (518) 585-2821. [www.fort-ticonderoga.org/gardens](http://www.fort-ticonderoga.org/gardens).

JUNE 24-26. **Newport Flower Show.** The Preservation Society of Newport County and F.A. Bartlett Tree Experts. Rosecliff, Rhode Island. (401) 847-1000. [www.newportflowershow.org](http://www.newportflowershow.org).

JUNE 25. **Herb and Flower Festival.** Master Gardeners of Cornell Cooperative Extension. Parker Scripture Botanical Gardens. Oriskany, New York. (315) 736-3394. [www.cce.cornell.edu/oneida/](http://www.cce.cornell.edu/oneida/).

#### MID-ATLANTIC

PA, NJ, VA, MD, DE, WV, DC

**RAP** MAY 20. **Spring Garden Symposium: Creating Native Landscapes by Design.** Adkins Arboretum. Wye Mills, Maryland. (410) 634-2847. [www.adkinsarboretum.org](http://www.adkinsarboretum.org).

MAY 20 & 21. **Treasures of Our Freedom. A Patriotic Standard Flower Show.** Pottstown Garden Club. Pottstown, Pennsylvania. (610) 722-3205. E-mail: Cheryl.Bernstiel@Eclipsys.com.

**RAP** MAY 21. **The Making of a Garden.** Lecture on U.S. National Arboretum history. U.S. National Arboretum. Washington, D.C. (202) 245-2726. [www.usna.usda.gov](http://www.usna.usda.gov).

Events sponsored by or including official participation by AHS or AHS staff members are identified with the **AHS** symbol.

Events hosted by botanical gardens and arboreta that participate in AHS's Reciprocal Admissions Program are identified with the **RAP** symbol. Current AHS members showing a valid membership card are eligible for free or discounted admission to the garden or other benefits. Special events may not be included; contact the host site for details or visit [www.ahs.org/events/reciprocal\\_events.htm](http://www.ahs.org/events/reciprocal_events.htm).

**RAP** MAY 24. **An Introduction to Backyard Pests.** Environmentally friendly pest management workshop. Scott Arboretum. Swarthmore, Pennsylvania. (610) 328-8025. [www.scottarboretum.org](http://www.scottarboretum.org).

MAY 27. **Spice Up Your Life!** Class. United States Botanic Garden. Washington, D.C. (202) 225-8333. [www.usbg.gov](http://www.usbg.gov).

JUNE 2-4. **Native Plants in the Landscape Conference.** Millersville University. Millersville, Pennsylvania. (717) 872-3030. [www.millersvillennativeplants.org](http://www.millersvillennativeplants.org).

**RAP** JUNE 10. **Moonlight and Roses.** Gala. Morris Arboretum of the University of Pennsylvania. Philadelphia, Pennsylvania. (215) 247-5777. [www.upenn.edu/arboretum](http://www.upenn.edu/arboretum).

JUNE 16-18. **Japanese Iris Convention.** Society for Japanese Iris. Dover, Delaware. (302) 239-1137. [www.socji.org](http://www.socji.org).

**RAP** JUNE 19. **Hershey Gardens Father's Day.** Free admissions for all dads. Hershey Gardens. Hershey, Pennsylvania. (717) 534-3492. [www.hersheygardens.org](http://www.hersheygardens.org).

JUNE 28. **Monarch Larva Monitoring Project Training Workshop.** Class. Brookside Gardens. Wheaton, Maryland. (301) 962-1400. [www.BrooksideGardens.org](http://www.BrooksideGardens.org).

#### SOUTHEAST

AL, FL, GA, KY, NC, SC, TN

MAY 20 & 21. **Hydrangea Conference.** Center for Applied Nursery Research. Thomson, Georgia. (706) 597-8309. [www.canr.org](http://www.canr.org).

MAY 20 & 21. **Spring Sampler.** Festival, plant sale, workshop. Purchase Area Master Gardener Association. Paducah, Kentucky. (270) 554-9520. [www.pamga.org](http://www.pamga.org).

MAY 21. **Plant Fair.** Lincoln Trail Area Master Gardener Association. Hardin County Cooperative Extension Service Office. Elizabethtown, Kentucky. (270) 765-4121. E-mail: ceshardi@uky.edu.

MAY 21 & 22. **Blue Ridge Rose Exhibition.** North Carolina Arboretum. Asheville, North Carolina. (828) 665-2492. [www.ncarboretum.org](http://www.ncarboretum.org).

**RAP** MAY 28 & 29. **Plant Sale.** American Orchid Society Visitors Center and Botanical Garden. Delray Beach, Florida. (561) 404-2000. [www.orchidweb.org](http://www.orchidweb.org).

JUNE 2-4. **2005 National Convention.** The Gardeners of America/Men's Garden Clubs of America. Jupiter, Florida. (561) 630-8075. [www.tgoa-mgca.org](http://www.tgoa-mgca.org).

**RAP** JUNE 13-JULY 22. **Environmental Summer Day Camp.** For 4 to 10 year olds. Atlanta Botanical Garden. Atlanta, Georgia. (404) 876-5859. [www.atlantabotanicalgarden.org](http://www.atlantabotanicalgarden.org). (Register by June 10.)

**RAP** JUNE 20-24. **Sprout Camp.** Plant education for grades 1 to 2 and 3 to 4. Daniel Stowe Botanical Garden. Belmont, North Carolina. (704) 825-4490. [www.dsbgo.org](http://www.dsbgo.org).

JUNE 21. **How to Succeed with Hostas.** Lecture. Georgia Perennial Plant Association. Atlanta, Georgia. (404) 233-2712. [www.georgiaperennial.org](http://www.georgiaperennial.org).

JUNE 22-25. **Southeast Greenhouse Conference.** Palmetto Expo Center. Greenville, South Carolina. (877) 927-2775. [www.sgcts.org](http://www.sgcts.org).

#### Looking ahead

JULY 26 & 27. **Summer Express Short Course.** Chattanooga Association of Landscape Professionals. Collegedale, Tennessee. (423) 886-8874. [www.chattanooga landscapers.com](http://www.chattanooga landscapers.com). (Register by July 4.)

#### NORTH CENTRAL

IA, IL, IN, MI, MN, ND, NE, OH, SD, WI

**RAP** MAY 27-30. **Cleveland Botanical Gar-**



## Festival in Colorado's Wildflower Capital

APPROPRIATELY DESIGNATED the Wildflower Capital of Colorado by the state's legislature in 1989, the town of Crested Butte, Colorado, comes alive with color each summer as an abundance of wildflowers bloom in the mountains. To mark the occasion, this small town of approximately 1,500 holds the Crested Butte Wildflower Festival, a weeklong celebration that draws visitors from around the world.

This year's event, held from July 11 to 17, offers more than 60 guided wildflower hikes and tours through stunning mountain meadows, national forests, and the old historic district of town. There also will be an impressive array of workshops and lectures on topics such as medicinal uses of plants, organic gardening, photography, and arts and crafts.

A tradition for the last 19 years, the festival continues to draw crowds of regulars as well as newcomers. "Wildflowers have a certain fascination for people because they are so fleeting and because they are something very special produced by nature," says Lee Renfrow, director of the Wildflower Festival.

Early registration for workshops, hikes, and other activities is recommended. To register or learn more about the festival, call (970) 349-2571 or visit [www.crestedbuttewildflowerfestival.com](http://www.crestedbuttewildflowerfestival.com).



**Elephant head (*Pedicularis groenlandica*), an alpine wildflower**

—Nicole Gibson, Editorial Intern

**den Flower Show.** Cleveland Botanical Garden. Cleveland, Ohio. (216) 721-1600. [www.cbgarden.org](http://www.cbgarden.org).

**RAP** JUNE 4 & 5. **Garden Fair Extravaganza.** Klehm Arboretum. Rockford, Illinois. (815) 965-8146. [www.klehm.org](http://www.klehm.org).

**RAP** JUNE 7. **The Right Perennials for Your Garden.** Class. Missouri Botanical Garden. St. Louis, Missouri. (800) 642-8842. [www.mobot.org](http://www.mobot.org).

JUNE 11. **Art in the Garden.** Lecture by James van Sweden, of Oehme, van Sweden & Associates, Inc. Botanical Garden Society of Northwest Michigan. Traverse City, Michigan. (231) 935-4077. [www.northwestmichigangarden.org](http://www.northwestmichigangarden.org).

**RAP** JUNE 23–26. **Butterfly Festival.** Cox Arboretum and Gardens Metropark. Dayton, Ohio. (937) 434-9005. [www.coxarboretum.org](http://www.coxarboretum.org).

**RAP** JUNE 24. **Making the Connection: Plants and Hydrology.** Symposium. Chicago Botanic Garden. Glencoe, Illinois. (847) 835-8261. [www.chicagobotanic.org/symposia](http://www.chicagobotanic.org/symposia). (Register by June 17.)

JUNE 29–JULY 2. **American Association of**

**Botanical Gardens & Arboreta Annual Conference.** Morton Arboretum, Chicago Botanic Garden, Cantigny Park, and the Chicago Park District. Chicago, Illinois. (302) 655-7100. [www.aabga.org](http://www.aabga.org).

**Looking ahead**  
JULY 9–13. **OFA Short Course.** Classes, lectures, field trips, and more. Columbus, Ohio. (613) 487-1117. [www.ofa.org](http://www.ofa.org).

### SOUTH CENTRAL

AR, KS, LA, MO, MS, OK, TX

**RAP** MAY 3–27. **Last Stand: America's Virgin Lands.** Exhibit. Missouri Botanical Garden. St. Louis, Missouri. (800) 642-8842. [www.mobot.org](http://www.mobot.org).

**RAP** MAY 21. **Easy Floral Design.** Seminar and demonstration. Corpus Christi Botanical Gardens and Nature Center. Corpus Christi, Texas. (361) 852-2100. [www.ccbotanicalgardens.org](http://www.ccbotanicalgardens.org).

**RAP** MAY 21 & 22. **Viva Botánica Festival.** San Antonio Botanical Garden. San Antonio, Texas. (210) 829-5100. [www.sabot.org](http://www.sabot.org).

**RAP** MAY 29. **Iris Show.** Botanica, The Wichita Gardens. Wichita, Kansas. (316) 264-0884. [www.botanica.org](http://www.botanica.org).

## Cultivate Your Checkbook

Now you can support the American Horticultural Society with every check you write.

**FREE**  
Shipping & Handling



American Horticultural Society Checks

AHS Address Labels



- 10% from each purchase goes directly to AHS.
- Our checks meet all U.S. bank standards and are guaranteed to work with your bank.
- 100% Satisfaction Guaranteed.

Order Form

Name \_\_\_\_\_

Address \_\_\_\_\_

E-mail \_\_\_\_\_ Confidential. For shipment verification.

Phone (\_\_\_\_) \_\_\_\_\_

Check Start # \_\_\_\_\_ (If no start number is given, #1001 will be used.)

n (8M33U) AHS Checks ..... \$ \_\_\_\_\_

\$14.95 (150 Singles)  \$16.95 (150 Duplicates)

Check Custom Lettering ..... add \$2.50 \$ \_\_\_\_\_

*Cursive*  Modern  Old English

(8M33C) Cotton Checkbook Cover ... add \$11.95 \$ \_\_\_\_\_

(8M133) 240 Address Labels ..... add \$9.95 \$ \_\_\_\_\_

Label Custom Lettering ..... add \$2.50 \$ \_\_\_\_\_

*Cursive*  Modern  Old English

Shipping & Handling ..... add \$1.95 per item \$ \_\_\_\_\_

Rush Delivery ..... add \$4.95 per item \$ \_\_\_\_\_

EZShield Check Fraud Protection Program™: add \$1.00 for EACH box of checks you order ... \$ \_\_\_\_\_

OFFER CODE: **8MG078** SUBTOTAL \$ \_\_\_\_\_

Sales Tax only AR (7.5%); MD (5%) ..... \$ \_\_\_\_\_

TOTAL \$ \_\_\_\_\_

**IMPORTANT! Include the following with this order form:**

Voided check or reorder form with changes indicated.

Deposit ticket from the same account.

Three lines of personalization for address labels. (Max. 32 letters/spaces per line.)

Payment choice:

Check made payable to **Message!Products®**

Charge to:  Visa®  MasterCard®

Acct# \_\_\_\_\_ Exp. Date \_\_\_\_/\_\_\_\_/\_\_\_\_

Sig. \_\_\_\_\_

Automatically debit my checking account (for Auto Debit option, orders must include checks)

**MAIL COMPLETE ORDER TO:**

Message!Products® • PO Box 700 • Edgewood, MD 21040-0700

Order Online! [www.messageproducts.com](http://www.messageproducts.com) or call toll free 1-800-243-2565

To redeem this offer, use OFFER CODE **8MG078** during online checkout.

Allow 2-3 weeks for regular delivery. Alaska and Hawaii delivery may take longer. Items shipped separately.

Offer expires 12/31/06.



**EZShield Check Fraud Protection Program™ (Pat. Pend.):** Guard your checks from unauthorized use of up to \$25,000 for only \$1.00 per box. Underwritten by Lloyd's of London. See Order Form. To learn more, visit [www.ezshield.org](http://www.ezshield.org).

JUNE 4. **The Garden Tour for Connoisseurs.** Tours of private gardens. Oklahoma Horticultural Society. Oklahoma City, Oklahoma. (405) 330-9150. [www.okhort.org](http://www.okhort.org).

## SOUTHWEST

AZ, NM, CO, UT

**RAP** MAY 1–JULY 31. **Plants of Lewis and Clark.** Exhibit. Denver Botanic Gardens. Denver, Colorado. (720) 865-3500. [www.botanicgardens.org](http://www.botanicgardens.org).

JUNE 11. **Weird Plant Sale.** Tucson Botanical Gardens. Tucson, Arizona. (520) 326-9686. [www.tucsonbotanical.org](http://www.tucsonbotanical.org).

**RAP** JUNE 18. **Plant Sale and Garden Fair.** The Arboretum at Flagstaff. Flagstaff, Arizona. (928) 774-1442. [www.thearb.org](http://www.thearb.org).

**RAP** JUNE 19. **Sego Lily Hunt.** Red Butte Garden. Salt Lake City, Utah. (801) 581-4747. [www.redbuttegarden.org](http://www.redbuttegarden.org).

**RAP** JUNE 25. **Water-Smart Gardening Expo and Tours.** Denver Botanic Gardens. Denver, Colorado. (720) 865-3500. [www.botanicgardens.org](http://www.botanicgardens.org).

## WEST COAST

CA, NV, HI

JUNE 9 & 10. **Integrated Pest Management Conference.** Horticulture and Crop Science Department and the Environmental Horticultural Science Club of California Polytechnic State University. San Luis Obispo, California. (805) 756-2279. <http://hcrs.calpoly.edu>.

JUNE 11 & 12. **Beyond Vineyards: Landscapes of the Napa Valley.** California Garden & Landscape History Society Conference. St. Helena, California. (707) 963-9504. [www.cglhs.org](http://www.cglhs.org).

JUNE 11 & 12. **Flower, Garden and Art Festival.** “The Garden Angels” of Mission San Juan Capistrano. San Juan Capistrano, California. (949) 234-1300. [www.missionsjc.com](http://www.missionsjc.com).

**RAP** JUNE 17 & 18. **Bonsai Show and Sale.** Descanso Gardens. La Cañada Flintridge, California. (818) 949-4200. [www.descansogardens.org](http://www.descansogardens.org).

JUNE 25 & 26. **San Diego Cactus and Succulent Society Show.** Balboa Park, San Diego, California. (619) 239-0512. [www.balboapark.org](http://www.balboapark.org).

### Looking ahead

JULY 23. **Medicinal Plant Walk.** Occidental Arts and Ecology Center. Occidental, California. (707) 874-1557. [www.oaec.org](http://www.oaec.org).

## A Summertime Celebration of Orchids

THOUGH SUMMER IS generally the off season for orchids, the Santa Barbara Orchid Estate International Orchid Fair provides aficionados a chance to get their fill. Held from July 8 to 10 at the Earl Warren Show Grounds in Santa Barbara, California, this colorful outdoor event will celebrate its 25th anniversary this year.

The fair will feature 50 diverse orchid growers from around the world who will share their knowledge and bring their plants for purchase. The event also will include orchid culture demonstrations and talks by Lance Birk, author of *The Paphiopedilum Grower's Manual*.

Paul Gripp, who owned the Santa Barbara Orchid Estate (SBOE) from 1967 to 1986, originally had the idea to start the International Orchid Fair. “It all started from a crazy idea my father had about having an orchid event with no fancy displays, during the off season when growers are a little less busy,” explains Paul’s daughter Alice, who now co-owns the SBOE with her brother Parry. “Luckily, some of the most striking, interesting, and fragrant orchids bloom in the summer,” she adds.

Located just 10 minutes from the Orchid Fair, the SBOE itself warrants a visit to see its collection of summer-blooming orchids. Founded in 1957 on five acres near the coast of the Pacific Ocean, this nursery specializes in outdoor-temperature-tolerant varieties of orchids and bills itself as “one of the world’s foremost collectors and propagators of orchid species and hybrids.”

For further details, call (800) 553-3387 or visit [www.orchidfair.com](http://www.orchidfair.com).

—Nicole Gibson, Editorial Intern



Orchids will abound in Santa Barbara in July.

## NORTHWEST

AK, ID, MT, OR, WA, WY

JUNE 2 & 3. **Point Defiance Flower and Garden Show.** Metro Parks Tacoma and The Tacoma Garden Club. Tacoma, Washington. (253) 305-1003. [www.ptdefianceflowershow.com](http://www.ptdefianceflowershow.com).

**RAP** JUNE 18. **Dogs and Dogwood.** Classes on gardening in harmony with pets. The Oregon Garden. Silverton, Oregon. (503) 874-8100. [www.oregongarden.org](http://www.oregongarden.org).

**RAP** JUNE 18. **Summer Solstice Sale.** Plant sale. Washington Park Arboretum. Seattle, Washington. (206) 543-8800. [www.arboretumfoundation.org](http://www.arboretumfoundation.org).

**RAP** JUNE 26. **2005 Garden Tour.** Idaho Botanical Garden. Boise, Idaho. (208) 343-8649. [www.idahobotanicalgarden.org](http://www.idahobotanicalgarden.org).

### Looking ahead

**RAP** JULY 9 & 10. **Blue Poppy Garden Tour.**

Alaska Botanical Garden. Anchorage, Alaska. (907) 770-3692. [www.alaskabg.org](http://www.alaskabg.org).

## CANADA

JUNE 9–12. **Vancouver Garden Show at VanDusen.** Vancouver, British Columbia. (604) 687-4780. [www.vancouvergardenshow.com](http://www.vancouvergardenshow.com).

JUNE 18. **Kelowna Garden Tour.** Private gardens, plant sale, family activities. Kelowna, British Columbia. (250) 860-9389. E-mail: [ross\\_anderton@telus.net](mailto:ross_anderton@telus.net).

**RAP** JUNE 21. **About Trees.** Lecture. The Arboretum. University of Guelph. Guelph, Ontario. (519) 824-4120. [www.uoguelph.ca/arboretum](http://www.uoguelph.ca/arboretum).

### Looking ahead

JULY 24–27. **International Master Gardener Conference.** Saskatoon, Saskatchewan. <http://mastergardener.osu.edu/img/conference.html>.

## GARDEN MARKET

CLASSIFIED AD RATES: All classified advertising must be prepaid. \$2.75 per word; minimum \$65 per insertion. Copy and prepayment must be received on the 20th of the month three months prior to publication date. To place an advertisement, call (703) 768-5700.

### BOOKS

**Hortica: Color Cyclopedic of Garden Flora** with Hardiness Zones and Indoor Plants, 8,100 color photos by Dr. A. B. Graf, \$195  
\*SPECIAL PRICE \$125\*

**Tropica 5th ed:** 7,000 color photos of plants and trees for warm environments, \$185

**Exotic House Plants:** 1,200 photos, 150 in color, with keys to care, \$8.95  
\*NOW \$5.00\*

Shipping additional. Circulars gladly sent.

**ROEHRS Co.**, 1230 Hwy 33, Farmingdale, NJ 07727. (732) 938-5111.  
fax (732) 938-3075. [www.roehrsco.com](http://www.roehrsco.com).

### LILIES

**LILY NOOK**—"Lilium specialists," Asiatic, LA Hybrids, Martagon, Trumpet, Oriental, Oriental & Species Lilies. Bulbs available spring and fall. Color catalogue \$2.00. Box 846 AG, Neepawa, MB. Canada. ROJ. 1H0. Phone: (204) 476-3225. Fax: (204) 476-5482. E-mail: [info@lilynook.mb.ca](mailto:info@lilynook.mb.ca). Web site: [www.lilynook.mb.ca](http://www.lilynook.mb.ca).

### POSITION OPEN

**LANDSCAPE PLANT SCIENCE & SUSTAINABLE MANAGEMENT.** The University of Washington (UW) College of Forest Resources invites applications for a 9-month tenure-track assistant professor position. The position offers opportunities to pursue teaching, research, and public service in landscape plant science, particularly management and selection of plants for human-dominated landscapes. The successful applicant's teaching and research programs are expected to contribute to an increasing emphasis on interdisciplinary approaches within the College and with other UW programs focusing on the sustainability of urban and urbanizing environments.

**Responsibilities:** The faculty member will develop a 3-quarter teaching profile, including Landscape Plant Management and other courses supporting graduate and undergraduate program areas in environmental horticulture, urban forestry, and restoration, as well as interdisciplinary programs in the College and the UW. The faculty member will develop a vigorous research program in one or more areas such as cultivated plant physiology, arboriculture, urban forestry, and characterization/classification of urban and urbanizing planting sites. Opportunities exist to develop collaborative research programs in areas such as landscape restoration, ex situ plant conservation, cultivated plant systematics, and urban ecology. The faculty member will participate in the College's public and professional outreach programs. The faculty member will contribute to the management of the UW's living plant collections, under the direction of Washington Park Arboretum and Center for Urban Horticulture leadership.

**Requirements:** Ph.D. in horticulture, botany, ecology, or other related natural resources field and a record showing potential for national and international recognition in landscape plant science, preferably including significant training in whole-plant physiology. Evidence of flexibility in teaching and research to serve the College's evolving programs, and a demonstration of interest in the science underpinning the development and management of sustainable urban and urbanizing ecosystems are essential.

Applicants should submit a letter of introduction stating research and teaching interest, experience and qualifications, full curriculum vitae, and three letters of reference to: Gordon Bradley, Chair, Landscape Plant Science Search Committee, University of Washington, Box 352100, Seattle, WA 98195-2100. Applications will be accepted until an appointment is made; the committee will begin reviewing applications on May 31, 2005. Position start date is negotiable, but is anticipated to be no later than Autumn 2006.

**The University of Washington is an affirmative action, equal opportunity employer.** The University is building a culturally diverse faculty and staff and strongly encourages applications from women and minority candidates.

### NURSERY STOCK

**BOTANYSHOP.COM MAIL ORDER**—Princeton & Valley Forge American Elm; Allée Lacebark Elm; Thuja x Green Giant; Pink, Blushing & Red Knock Out Roses; Endless Summer Hydrangea; Dawn Redwood; Autumn Blaze Maple; Butterfly Bushes in Bicolor, Honeycomb, Guinevere; Golden Glory Dogwood; Ann & Centennial Magnolia; Avondale Redbud. Botany Shop Inc., 710 Minnesota, Joplin, MO 64801. 1-888-855-3300. [info@botanyshop.com](mailto:info@botanyshop.com). [www.botanyshop.com](http://www.botanyshop.com).

### PLANT LABELS

#### ENGRAVED BOTANICAL PLANT LABELS

PLANT IDENTIFICATION FOR EVERY GARDEN  
FAMILY - GENUS - SPECIES - COMMON NAME

Order @ [www.gardenmarkers.com](http://www.gardenmarkers.com)

FAX: 434-975-1627

PLANT LABELS - STAKES - TREE TACKS

### TOOLS

The Ultimate In Hand Saws

**Silky**



Designed to meet the exacting demands of the **American gardener**

The Silky Store

PO Box 317 • Midland, NC 28107

[www.SilkyStore.com](http://www.SilkyStore.com)

Toll Free: 888.605.0001

### TROPICAL PLANTS

*Pacific Tropical Gardens, LLC*  
online ordering at:  
<http://www.pctgardens.com>

*Heliconia, Bamboo, Plumeria*

*Gingers, Flowering Trees &*

*Shrubs, Tropical Fruit &*

*Spice Plants, Palms*

*Many rare & uncommon species*

P.O. Box 1511

Kea'au, HI 96749

Cell: 808-896-6183

### LET OUR READERS KNOW ABOUT YOUR BUSINESS.

To place your ad here or to request a media kit, call *The American Gardener* advertising office at (703) 768-5700 ext. 120.

## Time to Grow: Looking Ahead to 2020

by Dr. H. Marc Cathey

IT'S HARD TO BELIEVE, but I have been involved in horticulture for more than 50 years now. For most of that time, I have had some connection to the American Horticultural Society. It started in 1959, with the first article I had published in the AHS magazine, and expanded into roles as a board member, president (twice!), book author, and now president emeritus. Over that time I have seen amazing accomplishments in all areas of horticulture, from technology to plant selection, environmental awareness, and conservation.

Based on my long career as a research horticulturist, educator, garden radio host, and administrator, I know that an exciting and challenging future lies ahead for those of us who are involved with gardening and the green industry. Looking ahead to the year 2020, here are my predictions for what gardening will do for America and the world, and some challenges that all of us must address.

### BY 2020, GARDENING WILL BECOME:

- The most profitable segment of American agriculture.
- The major employer and career option in the Green Industry economy.
- A key element of educational programs from elementary schools to colleges.

### BY 2020, GARDENING WILL PROVIDE:

- Increased property values for home and commercial real estate.
- Health benefits resulting from greater availability of nutritious food and opportunity for exercise.
- A worldwide exchange of information, plants, and design ideas through the Internet and travel.

After more than 50 years of affiliation with the AHS, Dr. H. Marc Cathey is retiring in June. He and his wife, Mary, are moving to North Carolina, where Dr. Cathey will continue to work on several book projects. An article highlighting Dr. Cathey's career will be published in the July/August issue of this magazine.



Preserving plant diversity, as shown by these soybeans from the National Soybean Germplasm Collection in Illinois, is a top priority.

- A new breed of public garden where science, education, conservation, and entertainment carry equal weight.

### A GARDENING AGENDA FOR 2020:

- **Saving Germplasm.** There's an urgent need to preserve newly discovered plants—as well as threatened or endangered species—in seed banks and by *in situ* conservation. These plants hold incredible potential for medical and pharmaceutical breakthroughs.
- **Healing the Earth with Plants.** Through the science of phytoremediation, plants and biological agents can become an important resource for cleaning up sites contaminated with

hydrocarbons and heavy metals.

- **Fostering Sustainability.** By emphasizing natural and organic gardening methods and products, we can maintain productivity while minimizing further harm to the environment.

- **Conserving Water.** We must do more to preserve our most critical natural resource—water.

- **Conservation and Ergonomics.** Manufacturers should make safety and energy efficiency priorities in the design of gardening tools, equipment, and products.

- **Ethical Bio-Engineering.** Genetic engineering holds tremendous promise, but this science must be used in responsible and ethical ways.

- **Pest and Disease Control.** Innovative, safe methods must be found to prevent and control new pests and diseases that are attacking our most widely grown landscape and food plants.

### WORKING TOGETHER

No individual or organization can face these challenges alone. It will take the coordinated passion and skills of all our non-profit organizations, government agencies, garden clubs, Master Gardeners, public gardens, university programs, horticultural businesses, and home gardeners to ensure we overcome the obstacles and make the world a greener and better place for our children and grandchildren. Remember, green is the color of hope.

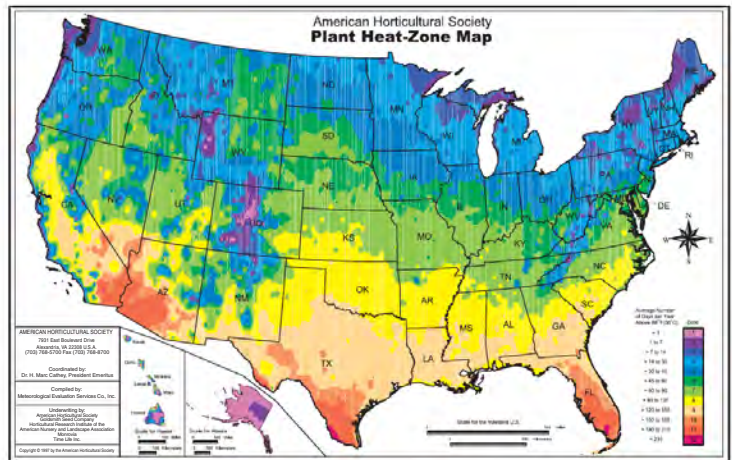
*Dr. H. Marc Cathey is president emeritus of the American Horticultural Society.*

# PRONUNCIATIONS AND PLANTING ZONES

Most of the cultivated plants described in this issue are listed here with their pronunciations, USDA Plant Hardiness Zones and AHS Plant Heat Zones. These zones suggest a range of locations where temperatures are appropriate—both in winter and summer—for growing each plant.

While the zones are a good place to start in determining plant adaptability in your region, factors such as exposure, moisture, snow cover, and humidity also play an important role in plant survival. The codes tend to be conservative; plants may grow outside the ranges indicated. A USDA zone rating of 0–0 means that the plant is a true annual and completes its life cycle in a year or less.

To purchase a two-by-three-foot glossy AHS Plant Heat Zone Map for \$9.95, call (800) 777-7931 or visit [www.ahs.org](http://www.ahs.org). Hardiness and Heat zone codes are generated by AHS and documented in the Showtime® database, owned by Arabella Dane.



## A–H

- Acalypha wilkesiana*** ah-kuh-LEE-fuh wil-kee-zee-AN-uh (USDA 11, AHS 12–1)  
***Agastache foeniculum*** ah-guh-STAH-she fee-NICK-yoo-lum (4–11, 12–5)  
***Allamanda cathartica*** al-luh-MAN-duh kuh-THAR-tih-kuh (14–15, 12–10)  
***Allium sativum*** AL-ee-um sah-TY-yum (2–9, 12–1)  
***A. schoenoprasum*** A. show-no-PRAY-sum (5–11, 12–1)  
***Aloysia triphylla*** uh-LOY-zee-uh try-FIL-luh (8–11, 12–8)  
***Aquilegia viridiflora*** ah-kwi-LEE-juh vir-ih-dih-FLOR-uh (4–9, 9–1)  
***Bellis perennis*** BEL-lis pur-EN-niss (4–8, 8–1)  
***Berlandiera lyrata*** bair-lan-DEER-uh ly-RAY-tuh (7–9, 9–7)  
***Bidens ferulifolia*** BY-denz feh-roo-lih-FO-lee-uh (8–11, 11–8)  
***Borago officinalis*** bor-AY-go o-fiss-ih-NAL-iss (0–0, 12–1)  
***Calendula officinalis*** kuh-len-DEW-luh o-fiss-ih-NAL-iss (0–0, 12–1)  
***Chilopsis linearis*** ky-LOP-siss lih-nee-YAR-iss (8–9, 9–8)  
***Chrysanthemum morifolium*** krih-SAN-theh-mum mor-ih-FO-lee-um (5–9, 9–5)  
***Cosmos atrosanguineus*** KOZ-mos at-ro-san-GWIN-ee-us (7–11, 12–1)  
***Eupatorium rugosum*** yew-puh-TOR-ee-um roo-GO-sum (4–8, 8–2)  
***Filipendula vulgaris*** fih-lih-PEN-dyew-luh vul-GAIR-iss (4–7, 8–1)  
***F. ulmaria*** F. ul-MAY-ree-uh (5–9, 9–1)

- Fritillaria camschatcensis*** frit-ih-LAIR-ee-uh kam-chat-CHEN-siss (4–8, 8–2)  
***Heliotropium arborescens*** hee-lee-o-TROP-ee-um ar-bo-RES-enz (12–15, 12–9)

## I–P

- Inula helenium*** in-YEW-luh heh-LEE-nee-um (5–8, 8–5)  
***I. magnifica*** I. mag-NIF-ih-kuh (5–8, 8–5)  
***Ipomoea alba*** ih-po-ME-uh AL-buh (12–15, 12–10)  
***I. lobata*** I. lo-BAY-tuh (13–15, 12–10)  
***I. tricolor*** I. TRY-kul-ur (12–15, 12–1)  
***Lablab purpureus*** LAB-lab per-PER-ee-us (9–11, 12–9)  
***Lathyrus odoratus*** LATH-ih-rus o-doh-RAY-tus (9–10, 8–1)  
***Leucothoe axillaris*** loo-KO-thoh-ee-ak-sih-LAIR-iss (6–9, 9–6)  
***L. davisiae*** L. day-VIS-ee-ee (6–8, 8–5)  
***L. fontanesiana*** L. fon-tan-ee-zee-AN-uh (5–8, 8–3)  
***L. populifolia*** L. pop-yew-lih-FO-lee-uh (7–9, 9–7)  
***L. racemosa*** L. ras-eh-MO-suh (6–9, 9–6)  
***L. recurva*** L. ree-KUR-vuh (5–8, 8–5)  
***Lindera benzoin*** lin-DAIR-uh BEN-zo-in (4–9, 8–1)  
***Malva moschata*** MAL-vuh mos-CHAT-uh (3–8, 8–1)  
***Mandevilla × amoena*** man-duh-VIL-luh a-MEE-nuh (13–15, 12–1)  
***M. splendens*** M. SPLEN-denz (13–15, 12–1)

- Mentha piperita forma citrata*** MEN-tha pih-pur-EE-tuh forma sih-TRAY-tuh (3–7, 7–1)  
***Mimulus lewisii*** MIM-yew-lus loo-ISS-ee-eye (8–5, 5–8)  
***Monarda didyma*** muh-NAR-duh DID-ih-muh (4–10, 10–1)  
***Myrrhis odorata*** MY-riss o-doh-RAY-tuh (3–7, 7–1)  
***Passiflora caerulea*** pass-ih-FLOR-uh see-ROO-lee-uh (7–9, 9–6)  
***P. racemosa*** P. ras-eh-MO-suh (13–15, 12–10)  
***Persicaria bistorta*** pur-sih-KAIR-ee-uh bis-TOR-tuh (4–8, 8–1)  
***Phaseolus coccineus*** fas-see-O-luss kok-SIN-ee-us (0–0, 12–1)  
***Pulmonaria officinalis*** pul-muh-NAIR-ee-uh o-fiss-ih-NAL-iss (6–8, 8–6)

## Q–S

- Quercus agrifolia*** KWER-kus ag-rih-FO-lee-uh (9–11, 12–9)  
***Q. dumosa*** Q. doo-MO-suh (7–9, 9–7)  
***Rhodochiton atrosanguineus*** ro-doh-KITE-on at-ro-san-GWIN-ee-us (12–15, 8–2)  
***Salpiglossis sinuata*** sal-pih-GLOSS-iss sin-yew-AY-tuh (0–0, 8–1)  
***Salvia clevelandii*** SAL-vee-uh cleev-LAND-ee-eye (8–10, 10–1)  
***S. elegans*** S. EL-ih-ganz (8–11, 12–1)  
***S. leucophylla*** S. loo-ko-FIL-uh (10–11, 12–1)  
***S. officinalis*** S. oh-fiss-ih-NAL-iss (5–8, 8–5)  
***S. sclarea*** S. SKLAH-ree-uh (4–9, 9–1)

- Saponaria officinalis*** sap-on-AIR-ee-uh o-fiss-ih-NAL-iss (3–9, 9–1)  
***Senecio confusus*** seh-NEE-see-o-kon-FEW-suss (13–15, 12–7)  
***Stachys byzantina*** STAY-kiss bih-zan-TY-nuh (4–8, 8–1)  
***Symphytum × uplandicum*** SIM-fih-tum up-LAN-dih-kum (5–9, 9–4)  
***S. caucasicum*** S. kaw-KASZ-ih-kum (3–9, 9–1)  
***Syringa vulgaris*** sih-REENG-guh vul-GAIR-iss (4–8, 8–1)

## T–Z

- Tagetes tenuifolia*** tah-JEE-teez ten-yew-ih-FO-lee-uh (0–0, 12–1)  
***Tanacetum parthenium*** tan-uh-SEE-tum par-THEE-nee-um (4–9, 9–1)  
***Thunbergia alata*** thun-BUR-jee-uh ah-LAY-tuh (11–15, 12–10)  
***T. grandiflora*** T. gran-dih-FLOR-uh (14–15, 12–10)  
***Tiarella cordifolia*** tee-uh-REL-luh kor-dih-FO-lee-uh (3–8, 7–1)  
***Tropaeolum majus*** tro-PEE-o-lum MAY-juss (0–0, 10–1)  
***T. peregrinum*** T. pair-eh-GRY-num (9–10, 10–9)  
***Valeriana officinalis*** val-air-ee-AN-uh oh-fiss-ih-NAL-iss (4–9, 9–1)  
***Verbascum phoeniceum*** ver-BASK-um feh-NEE-see-um (4–8, 8–1)  
***Vigna caraccalla*** VIG-nuh kuh-RAY-kul-uh (10–15, 12–8)  
***Viola cornuta*** VY-o-luh kor-NEW-tuh (6–9, 9–1)  
***V. odorata*** V. o-doh-RAY-tuh (6–8, 8–6)  
***V. tricolor*** V. TRY-kul-ur (3–9, 12–1)  
***V. × wittrockiana*** V. wih-trah-kee-AN-nuh (4–8, 9–1)

## Spiny Bear's Breeches

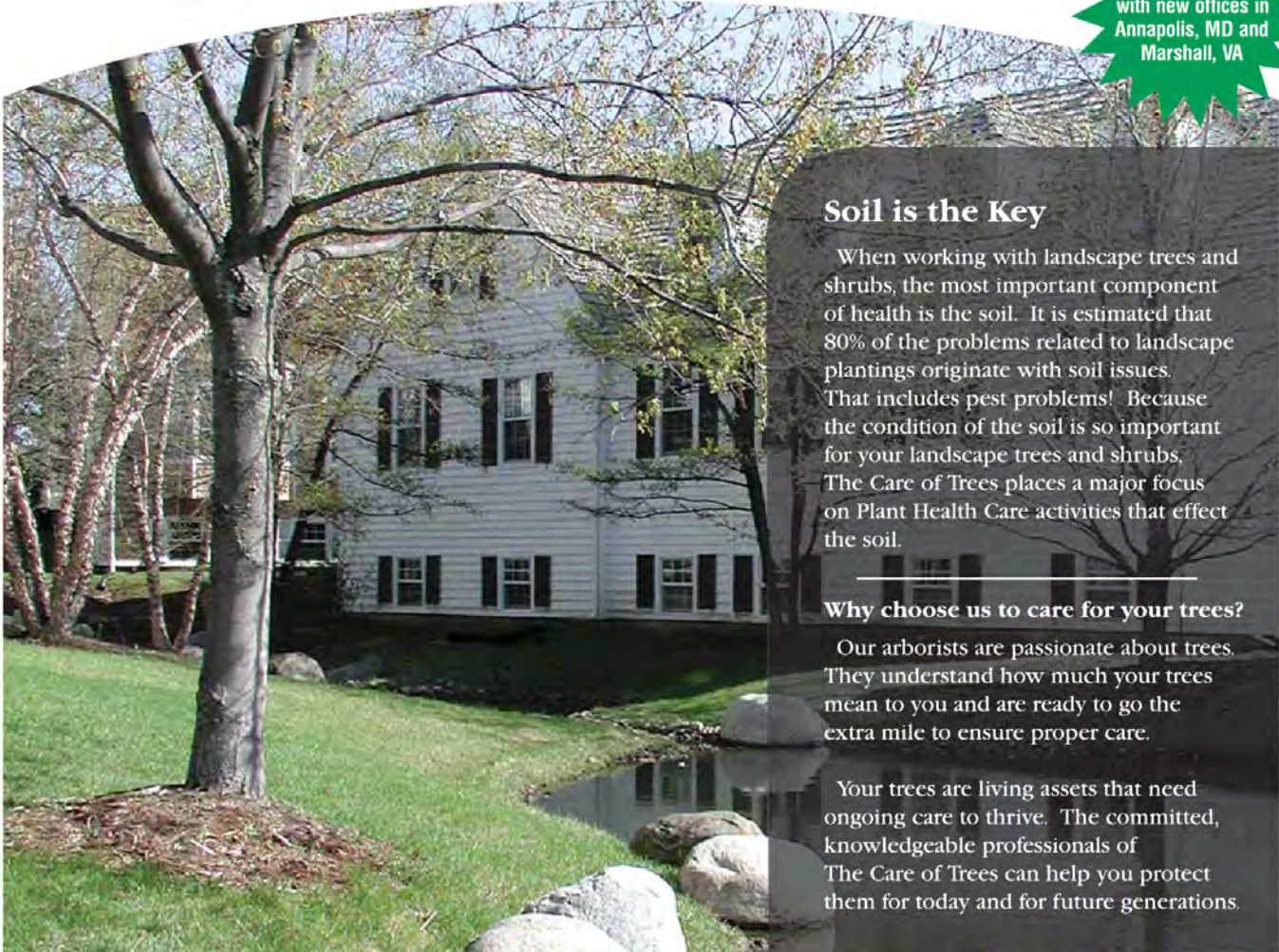


**I**N JUNE, visitors to River Farm are often stopped in their tracks by the unusual flowers and prickly-looking leaves of spiny bear's breeches (*Acanthus spinosus*). This herbaceous perennial grows three to four feet tall and slightly less in diameter, with a dense, pyramidal shape. Its glossy, dark green leaves emerge in April and remain attractive through fall, while the spikes of white flowers with purple bracts bloom from May through midsummer. Drought tolerant once established, spiny bear's breeches thrives in full sun to part shade. (USDA Zones 5–9, AHS Zones 9–5.)



# Protecting One of Your Most Valuable Assets

Growing to service you better with new offices in Annapolis, MD and Marshall, VA



## Soil is the Key

When working with landscape trees and shrubs, the most important component of health is the soil. It is estimated that 80% of the problems related to landscape plantings originate with soil issues. That includes pest problems! Because the condition of the soil is so important for your landscape trees and shrubs, The Care of Trees places a major focus on Plant Health Care activities that effect the soil.

## Why choose us to care for your trees?

Our arborists are passionate about trees. They understand how much your trees mean to you and are ready to go the extra mile to ensure proper care.

Your trees are living assets that need ongoing care to thrive. The committed, knowledgeable professionals of The Care of Trees can help you protect them for today and for future generations.



*EXCLUSIVE TREE CARE*  
company of *The American Horticultural Society*

SERVING METROPOLITAN CHICAGO,  
PHILADELPHIA, NEW YORK CITY,  
SAN FRANCISCO AND WASHINGTON, D.C.



Alexandria, Virginia **703.922.8733** [www.thecareoftrees.com](http://www.thecareoftrees.com)



How does  
your garden  
grow?

When produce comes fresh from your own garden, you know it's going to taste as good as it looks. For 40 years, Osmocote® Vegetable and Bedding Plant Food has been helping the world's best gardeners grow great-looking and great-tasting produce all season long. The secret is Osmocote Plant Food's formula, which balances top growth and strong root development for four full months. The result? Mouthwatering tomatoes. Crisp vegetables. Juicy melons. And luscious berries.