

Checklist of the phyla Platyhelminthes, Xenacoelomorpha, Nematoda, Acanthocephala, Myxozoa, Tardigrada, Cephalorhyncha, Nemertea, Echiura, Brachiopoda, Phoronida, Chaetognatha, and Chordata (Tunicata, Cephalochordata, and Hemichordata) from the coasts of Turkey

Melih Ertan ÇINAR*

Department of Hydrobiology, Faculty of Fisheries, Ege University, Bornova, İzmir, Turkey

Received: 28.05.2014 • Accepted: 28.06.2014 • Published Online: 10.11.2014 • Printed: 28.11.2014

Abstract: In this paper, the current status of the species diversity of 13 phyla, namely Platyhelminthes, Xenacoelomorpha, Nematoda, Acanthocephala, Myxozoa, Tardigrada, Cephalorhyncha, Nemertea, Echiura, Brachiopoda, Phoronida, Chaetognatha, and Chordata (invertebrates, only Tunicata, Cephalochordata, and Hemichordata) along the coasts of Turkey is reviewed. Platyhelminthes was represented by 186 species, Chordata by 64 species, Nemertea by 26 species, Nematoda by 20 species, Xenacoelomorpha by 11 species, Chaetognatha by 10 species, Acanthocephala by 9 species, Brachiopoda and Phoronida by 4 species, Myxozoa and Tardigrada by 2 species, and Cephalorhyncha and Echiura by 1 species. Two platyhelminth (*Planocera* cf. *graffi* and *Prostheceraeus vittatus*), 2 nemertean (*Drepanogigas albolineatus* and *Tubulanus superbus*), 1 phoronid (*Phoronis australis*), and 2 ascidian (*Polyclinella azemai* and *Ciona roulei*) species are being newly reported for the first time from the coasts of Turkey. Four tunicate (*Symplesma brakenhielmi*, *Microcosmus exasperatus*, *Herdmania momus*, and *Phallusia nigra*) and 1 chaetognath (*Ferosagitta galerita*) species were classified as alien species in the region.

Key words: Miscellaneous, other phyla, diversity, checklist, alien species, Turkey

1. Introduction

The phylum Platyhelminthes comprises free-living and parasitic flatworms. The free-living species were formerly placed into the class “Turbellaria”, which was then shown to be paraphyletic (Ehlers, 1986). The free-living species are now included in the classes Catenuclida (mainly fresh-water species) and Rhabditophora (also includes some parasitic species). The primitive (gutless), small-sized flatworm species that were previously included within an order (Acoela) of “Turbellaria” have recently been transferred to a new phylum, Xenacoelomorpha (Philippe et al., 2011), which also comprises the orders Nemertodermatida and Xenoturbellida (Tyler and Schilling, 2011). The classes of Platyhelminthes that have only parasitic species are Trematoda, Cestoda, and Monogenea. The marine Platyhelminthes and Xenacoelomorpha comprise almost 11,690 and 400 species worldwide, respectively (Appeltans et al., 2012). These 2 phyla are represented by almost 1000 species in the Mediterranean Sea (Coll et al., 2010). The free-living flatworms and the members of the phylum Xenacoelomorpha have been poorly studied on the Turkish

coasts, with some faunistic data mainly derived from the detailed studies performed in the Sea of Marmara, the İstanbul Strait, and the Black Sea by Ax (1959a, 1959b), who described 4 new genera (*Baltalimania*, *Archilina*, *Selimia*, and *Thalassoplanina*) and 23 new species in the region. The first parasitic flatworm on the coast of Turkey was recorded by Forbes (1844), who found the rhabditophoran species *Graffilla parasitica* on the sea slug *Tethys fimbria* Linnaeus, 1767 in İzmir Bay. In a recent review on the parasitic flatworms infecting marine fishes collected from Turkey, a total of 87 species were listed (Ökten, 2005).

The other phyla considered in the present study, such as Nematoda, Acanthocephala, Myxozoa, Tardigrada, Cephalorhyncha, Nemertea, Echiura, Brachiopoda, Phoronida, Chaetognatha, and invertebrate Chordata, have also been poorly studied on the coasts of Turkey. However, thanks to some recent studies, the species richness of Chaetognatha (İşmen et al., 2003; Terbiyik et al., 2007) and Phoronida (Emig et al., 2003) has been relatively well documented in the region. The majority of the species of the phyla Chordata (Tunicata,

* Correspondence: melih.cinar@ege.edu.tr

Cephalochordata, and Hemichordata) and Brachiopoda were reported by pioneer researchers such as Ostroumoff (1896), Colombo (1885), and Demir (1952), who identified 50% of the ascidian species (totally 50 species) and 100% of the brachiopod species known from the region. The free-living nematode species have recently been a subject of study in the region, where only 6 species have been reported (Băcescu et al., 1971; Çinar et al., 2006b; Ürkmez et al., 2011; Ürkmez and Brennan, 2013), whereas almost 700 species are known from the Mediterranean Sea (Coll et al., 2010). The phyla of parasitic species such as Acanthocephala and Myxozoa were recently studied in the region (see Öktener, 2005; Özer and Yurakhno, 2013). The diversity of Acanthocephala is also underestimated in the Mediterranean, but the number of Myxozoa species is estimated to be 115 (Coll et al., 2010). Only 1 species of the phylum Cephalorhyncha, which includes the classes Kinorhyncha, Loricifera, Nematomorpha, and Priapulida and comprises 44 species in the Mediterranean, was reported from the pre-Bosphorus region by Băcescu (1961). Meiobenthic species of the phylum Tardigrada, which includes almost 77 species in the Mediterranean Sea (Coll et al., 2010), were only reported from the pre-Bosphorus region (Kharkevych and Sergeeva, 2013). The nemertean species were first studied by Demir (1952), who found 8 species in the northern part of the Sea of Marmara and the İstanbul Strait. The subsequent records were exclusively provided by Băcescu et al. (1971) from the Black Sea coast of Turkey and by Çinar et al. (2006b) from İzmir Bay. Of 6 echiuran species reported from the Mediterranean Sea, only 1 species was identified on the coasts of Turkey (Colombo, 1885).

The present paper is aimed to give an up-to-date species list of the phyla reported from the coasts of Turkey and their distributions in 4 different seas surrounding Turkey. This paper also reports some species new to the Turkish marine fauna.

2. Materials and methods

The checklist of the phyla Platyhelminthes, Xenacoelomorpha, Nematoda, Acanthocephala, Myxozoa, Tardigrada, Cephalorhyncha, Nemertea, Echiura, Brachiopoda, Phoronida, Chaetognatha, and Chordata (Tunicata, Cephalochordata, and Hemichordata) has been prepared by compiling all existing literature about these phyla along the coasts of Turkey (Black Sea, Sea of Marmara, Aegean Sea, and Levantine Sea). In addition to the existing inventory, some new species records of Platyhelminthes, Nemertea, and Tunicata are presented here. The first reports of all species and their depth and habitat distributions in the regions are given in the Table. However, data regarding the parasitic flatworms were generally extracted from the review paper by Öktener (2005). The stations at which new records of species were determined are indicated in Figure 1. The station numbers are superscripted above "PS" in the Table. Some notes regarding the previously used names of the species and the host of parasitic species are also given in the Table.

In order to assess the diversity hotspots of Tunicata, Platyhelminthes (only the class Rhabditophora, free-living species), and Xenacoelomorpha, and to identify the areas where weak and intensive research efforts have been performed to date (gap analysis), the coasts of Turkey were divided into grids of 15 × 15 km. All distribution data of species were entered into an Excel file and then imported and digitized through ArcGIS 10.

3. Results and discussion

As a result of a literature search and new data presented here, the phyla Platyhelminthes, Xenacoelomorpha, Nematoda, Acanthocephala, Myxozoa, Tardigrada, Cephalorhyncha, Nemertea, Echiura, Brachiopoda, Phoronida, Chaetognatha, and Chordata (Tunicata, Cephalochordata, and Hemichordata) are represented by 340 species along the coasts of Turkey (Table). Of the

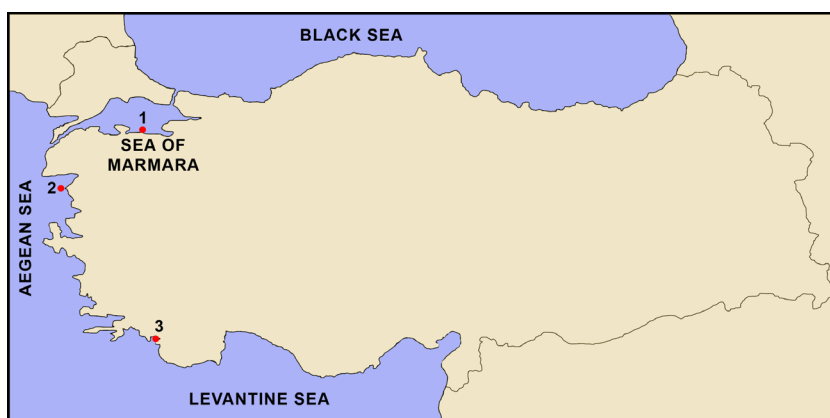


Figure 1. Map of the stations where new records of species were found.

Table. Species list of the phyla Platyhelminthes, Xenacoelomorpha, Nematoda, Acanthocephala, Myxozoa, Tardigrada, Cephalorhyncha, Nemertea, Echiura, Brachiopoda, Phoronida, Chaetognatha, and Chordata (Tunicata, Cephalochordata, and Hemichordata) reported from the coasts of Turkey [*: Alien species; BS: Black Sea; SM: Sea of Marmara; AS: Aegean Sea; LS: Levantine Sea; DR: depth range (I: 0–10 m; II: 11–50 m; III: 51–100 m; IV: 101–200 m; V: 201–400 m; VI: 401–600 m; VII: >600 m); H: habitat (Hs: hard substratum – including algae, sponge, mussels, etc.; Ss: soft substratum – including all phanerogams; P: pelagic; Pz: parasite); PS: present study (superscripted numbers indicate station numbers as shown in Figure 1)].

Group/species	BS	SM	AS	LS	DR	H	Remarks
Phylum: PLATYHELMINTHES							
Class: Trematoda							
Subclass: Digenea							
Family: Acanthocolpidae							
<i>Lepidauchen stenostoma</i> Nicoll, 1913	-	-	38	-		Pz	on various fish
<i>Stephanostomum bacatum</i> (Nicoll, 1907)	-	38	-	-		Pz	on <i>Gaidropsarus mediterraneus</i>
<i>Stephanostomum bicoronatum</i> (Stossich, 1883)	-	-	38	-		Pz	on <i>Umbrina cirrosa</i>
<i>Stephanostomum caducum</i> (Looss, 1901)	-	42	-	-		Pz	on <i>Merluccius merluccius</i>
<i>Stephanostomum gaidropsari</i> Bartoli & Bray, 2001	-	42	-	-		Pz	on <i>Gaidropsarus mediterraneus</i>
<i>Stephanostomum minutum</i> (Looss, 1901)	72		63			Pz	on <i>Uranoscobus scaber</i>
Family: Aepheidiogenidae							
<i>Holorchis pycnopus</i> Stossich, 1901	-	-	38	-		Pz	on <i>Lithognathus mormyrus</i>
Family: Bucephalidae							
<i>Bucephalus margaritae</i> Ozaki & Ishibashi, 1934	-	-	63	-		Pz	on various fish
<i>Bucephalus marinus</i> Vlasenko, 1931	-	42	-	-		Pz	on <i>Gaidropsarus mediterraneus</i>
<i>Prosorhynchoides haimeana</i> (Lacaze-Duthiers, 1854)	-	38	-	-		Pz	on <i>Zosterisessor ophiocephalus</i>
<i>Prosorhynchus crucibulum</i> (Rudolphi, 1819)	-	-	59	-		Pz	on various fish
Family: Cryptogonimidae							
<i>Anisocladium fallax</i> (Rudolphi, 1819)	72	38	63	-		Pz	on <i>Uranoscobus scaber</i>
<i>Anisocladium gracile</i> (Looss, 1901)	72	-	-	-		Pz	on <i>Uranoscobus scaber</i>
<i>Anisocoelium capitellatum</i> (Rudolphi, 1819)	72	38	-	-		Pz	on <i>Uranoscobus scaber</i>
<i>Anoiktostoma coronatum</i> (Wagener, 1852)	-	-	63	-		Pz	on <i>Sciaena umbra</i>
<i>Siphoderina aloysiae</i> (Stossich, 1885)	-	-	63	-		Pz	on <i>Sciaena umbra</i>
Family: Faustulidae							
<i>Pronoprymna ventricosum</i> (Rudolphi, 1819)	38	-	-	-		Pz	on <i>Alosa fallax</i>
<i>Bacciger bacciger</i> (Rudolphi, 1819)	-	-	38	-		Pz	on various fish
<i>Bacciger israelensis</i> Fischthal, 1980	-	-	63	-		Pz	on various fish
Family: Fellodistomidae							
<i>Monascus filiformis</i> (Rudolphi, 1819)	-	38	38	-		Pz	on various fish
<i>Steringotrema pagelli</i> (Van Beneden, 1871)	-	-	63	-		Pz	on <i>Spicara maena</i>
<i>Tergestia laticollis</i> (Rudolphi, 1819)	-	-	38	-		Pz	on <i>Trachurus mediterraneus</i>

Table. (Continued).

Family: Gymnophallidae						
<i>Parvatrema duboisi</i> (Dollfus, 1923)	71	-	-	-	Pz	on mussel
Family: Haploporidae						
<i>Dicrogaster contractus</i> Looss, 1902	-	-	38	-	Pz	on Mugilidae
<i>Dicrogaster perpusilla</i> Looss, 1902	-	42	-	-	Pz	on <i>Liza saliens</i>
<i>Saccocoelium obesum</i> Looss, 1902	-	42	38	-	Pz	on Mugilidae
<i>Saccocoelium tensum</i> Looss, 1902	-	-	38	-	Pz	on Mugilidae
Family: Haploplanchnidae						
<i>Haploplanchnus pachysomus</i> (Eysenhardt, 1829)	-	-	38	-	Pz	on Mugilidae
Family: Hemiuridae						
<i>Aphanurus stossichi</i> (Monticelli, 1891)	-	-	38	-	Pz	on <i>Boops boops</i>
<i>Ectenurus lepidus</i> Looss, 1907	-	-	38	-	Pz	on various fish
<i>Hemiurus communis</i> Odhner, 1905	-	-	38	-	Pz	on <i>Boops boops</i>
<i>Lecithocladium excisum</i> (Rudolphi, 1819)	-	45	63	-	Pz	on <i>Scomber scombrus</i>
<i>Lecithochirium grandiporum</i> (Rudolphi, 1819)	-	-	59	-	Pz	on <i>Conger conger</i>
<i>Lecithochirium musculus</i> (Looss, 1907)	72	-	-	-	Pz	on <i>Ophidion rochei</i>
Family: Heterophyidae						
<i>Heterophyes heterophyes</i> (Siebold, 1853)	-	-	38	-	Pz	on Mugilidae
<i>Pygidiopsis genata</i> Looss, 1907	48	-	-	-	Pz	on <i>Neogobius melanostomus</i>
<i>Schikhobalotrema sparisomae</i> (Manter, 1937)	-	38	38	-	Pz	on Mugilidae
Family: Lecithasteridae						
<i>Lecithaster helodes</i> Overstreet, 1973	-	-	38	-	Pz	on Mugilidae
Family: Lepidapedidae						
<i>Lepidapedon elongatum</i> (Lebour, 1908)	-	-	38	-	Pz	on <i>Scomber japonicus</i>
Family: Lepocreadiidae						
<i>Lepocreadium album</i> (Stossich, 1890)	-	-	38	-	Pz	on various fish
<i>Lepocreadium pyriforme</i> (Linton, 1900)	-	-	38	-	Pz	on <i>Trachurus mediterraneus</i>
<i>Opechona olssoni</i> (Yamaguti, 1934)	-	-	38	-	Pz	on <i>Scomber japonicus</i>
<i>Opechona bacillaris</i> (Molin, 1859)	26	45	38	-	Pz	on various fish
<i>Prodistomum polonii</i> (Molin, 1859)	-	38	-	-	Pz	on <i>Trachurus trachurus</i>
Family: Mesometridae						
<i>Elstia stossichianum</i> (Monticelli, 1892)	-	-	63	-	Pz	on <i>Sarpa salpa</i>
<i>Mesometra orbicularis</i> (Rudolphi, 1819)	-	-	63	-	Pz	on <i>Sarpa salpa</i>
Family: Monorchiidae						
<i>Proctotrema bacilliovatum</i> Odhner, 1911	-	-	38	-	Pz	on <i>Mullus surmuletus</i>

Table. (Continued).

Family: Opecoelidae

<i>Allopodocotyle pedicellata</i> (Stossich, 1887)	-	-	38	-	Pz	on <i>Pagrus pagrus</i>
<i>Gaevskajatrema perezi</i> (Mathias, 1926)	-	42	-	-	Pz	on <i>Symphodus tinca</i>
<i>Gaevskajatrema pontica</i> (Koval, 1966)	-	38	-	-	Pz	on <i>Symphodus tinca</i>
<i>Helicometra fasciata</i> (Rudolphi, 1819)	72	38	38	-	Pz	on various fish
<i>Macvicaria alacris</i> (Looss, 1901)	-	42	-	-	Pz	on <i>Symphodus tinca</i>
<i>Opecoeloides furcatus</i> (Bremser in Rudolphi, 1819)	-	-	38	-	Pz	on <i>Mullus surmuletus</i>
<i>Pachycreadium carnosum</i> (Rudolphi, 1819)	-	-	63	-	Pz	on <i>Pagellus acerna</i>
<i>Plagioporus dogieli</i> Pogoreltseva, 1975	-	38	-	-	Pz	on <i>Symphodus tinca</i>

Family: Zoogonidae

<i>Diphtherostomum brusinae</i> (Stossich, 1889)	-	38	-	-	Pz	on <i>Zosterisessor ophiocephalus</i>
<i>Lecithostaphylus retroflexus</i> Molin, 1859	-	45	-	-	Pz	on <i>Belone belone</i>

Class: Monogenea**Family: Ancyrocephalidae**

<i>Ligophorus acuminatus</i> Euzet & Suriano, 1977	-	-	38	-	Pz	on <i>Liza saliens</i>
<i>Ligophorus angustus</i> Euzet & Suriano, 1977	-	-	38	-	Pz	on <i>Chelon labrosus</i>
<i>Ligophorus chabaudi</i> Euzet & Suriano, 1977	-	-	38	-	Pz	on <i>Mugil cephalus</i>
<i>Ligophorus confusus</i> Euzet & Suriano, 1977	-	53	38	-	Pz	on <i>Liza ramada</i>
<i>Ligophorus heteronchus</i> Euzet & Suriano, 1977	-	-	38	-	Pz	on <i>Liza saliens</i>
<i>Ligophorus imitans</i> Euzet & Suriano, 1977	-	-	38	-	Pz	on <i>Liza ramada</i>
<i>Ligophorus macrocolpos</i> Euzet & Suriano, 1977	-	-	38	-	Pz	on <i>Liza saliens</i>
<i>Ligophorus minimus</i> Euzet & Suriano, 1977	-	-	38	-	Pz	on <i>Liza saliens</i>
<i>Ligophorus mugilinus</i> (Hargis, 1955)	-	-	38	-	Pz	on <i>Mugil cephalus</i>
<i>Ligophorus szidati</i> Euzet & Suriano, 1977	-	38	38	-	Pz	on <i>Liza</i> spp.

Family: Axinidae

<i>Axine belones</i> Abildgaard, 1794	65	38	-	-	Pz	on <i>Belone belone</i>
---------------------------------------	----	----	---	---	----	-------------------------

Family: Capsalidae

<i>Benedenia sciaenae</i> (Van Beneden, 1852)	-	-	39	-	Pz	on <i>Argyrosomus regius</i>
<i>Trochopus gaillimhe</i> Little, 1829	-	38	-	-	Pz	on <i>Eutrigla gurnardus</i>
<i>Trochopus pini</i> (Van Beneden & Hesse, 1863)	-	53	-	-	Pz	on <i>Eutrigla gurnardus</i>

Family: Diclidophoridae

<i>Choricotyle chrysophryi</i> Van Beneden & Hesse, 1863	-	-	38	-	Pz	on <i>Pagellus erythrinus</i>
<i>Diclidophora bellones</i> (Otto, 1823)	-	-	38	-	Pz	on <i>Boops boops</i>

Family: Diplectanidae

<i>Diplectanum aequans</i> (Wagener, 1857)	-	-	38	-	Pz	on <i>Dicentrarchus labrax</i>
<i>Lamellodiscus echeneis</i> (Wagener, 1857)	-	-	38	-	Pz	on <i>Sparus aurata</i>
<i>Lamellodiscus ignoratus</i> Palombi, 1943	-	-	38	-	Pz	on <i>Puntazzo puntazzo</i>

Table. (Continued).

Family: Discocotylidae						
<i>Anthocotyle merluccii</i> Van Beneden & Hesse, 1863	-	38	-	-	Pz	on <i>Merluccius merluccius</i>
Family: Gastrocotylidae						
<i>Pseudaxine trachuri</i> Parona & Perugia, 1889	-	-	38	-	Pz	on <i>Trachurus mediterraneus</i>
Family: Gyrodactylidae						
<i>Gyrodactylus flesi</i> Malmberg, 1957	50	-	-	-	Pz	on <i>Platichthys flesus</i>
<i>Gyrodactylus proterorhini</i> Ergens, 1964	48	-	-	-	Pz	on <i>Neogobius melanostomus</i>
Family: Mazocraeidae						
<i>Kuhnia scombri</i> (Kuhn, 1829)	-	-	38	-	Pz	on <i>Scomber japonicus</i>
Family: Microcotylidae						
<i>Aspinatrium trachini</i> (Parona & Perugia, 1889)	-	-	33	-	Pz	on <i>Trachinus draco</i>
<i>Metamicrocotyla cephalus</i> (Azim, 1939)	-	-	38	-	Pz	on <i>Mugil cephalus</i>
<i>Microcotyle erythrini</i> Van Beneden & Hesse, 1863	-	-	38	-	Pz	on various fishes
<i>Microcotyle pomatomi</i> Goto, 1891	-	38	-	-	Pz	on <i>Pomatomus saltatrix</i>
<i>Solostamenides mugilis</i> (Vogt, 1879)	-	38	38	-	Pz	on Mugilidae
<i>Sparicotyle chrysophrii</i> (Van Beneden & Hesse, 1863)	-	-	38	-	Pz	on <i>Sparus aurata</i>
Family: Pyragraphoridae						
<i>Pyragraphorus pyragraphorus</i> (MacCallum & MacCallum, 1913)	-	-	-	38	Pz	on <i>Trachynotus ovatus</i>
Family: Tetraonchidae						
<i>Ergenstrema mugilis</i> Paperna, 1965	-	-	38	-	Pz	on Mugilidae
Family: Tetraonchoididae						
<i>Tetraonchoides paradoxus</i> Bychowsky, 1951	-	38	-	-	Pz	on <i>Uranoscopus scaber</i>
Class: Cestoda						
Family: Acrobothriidae						
<i>Acanthobothrium coronatum</i> (Rudolphi, 1819)	-	-	62	-	Pz	on various fish
<i>Didymobothrium rudolphii</i> Nybelin, 1922	-	38	-	-	Pz	on <i>Solea solea</i>
Family: Bothriocephalidae						
<i>Bothriocephalus scorpii</i> (Müller, 1776)	-	-	38	-	Pz	on various fish
<i>Clestobothrium crassiceps</i> (Rudolphi, 1819)	-	38	-	-	Pz	on <i>Merluccius merluccius</i>
Family: Echinobothriidae						
<i>Echinobothrium typus</i> Van Beneden, 1849	-	-	38	-	Pz	on various fish
Family: Eutetrarhynchidae						
<i>Tetrarhynchobothrium tenuicolle</i> Diesing, 1850	-	-	62	-	Pz	on <i>Squalus acanthias</i>
Family: Gryporhynchidae						
<i>Paradilepis scolecina</i> (Rudolphi, 1819)	50	-	-	-	Pz	on <i>Platichthys flesus</i>
Family: Lacistorhynchidae						
<i>Grillotia erinaceus</i> (Van Beneden, 1858)	72	-	-	-	Pz	on <i>Merlangius merlangus</i>

Table. (Continued).

Family: Onchobothriidae

Acanthobothrium dujardinii Van Beneden, 1849 - - 38 - Pz on *Raja clavata*

Family: Phyllobothriidae

Phyllobothrium gracile Wedl, 1855 - - 38 - Pz on *Raja clavata*

Phyllobothrium lactuca (Van Beneden, 1850) - - 38 - Pz on various fish

Family: Progrillotiidae

Progrillotia dasyatidis Beveridge, Neifar & Euzet, 2004 72 53 - - Pz on various fish

Family: Rhinobothriidae

Echeneibothrium variabile Van Beneden, 1850 - - 62 - Pz on various fish

Class: Rhabditophora

Order: Macrostomida

Family: Dolichomacrostomidae

Cylindromacrostomum mediterraneum (Ax, 1955) 9 9 - - II, III Ss

Paromalostomum dubium (de Beauchamp, 1927) 9 - - - II Ss

Family: Macrostomidae

Archimacrostomum pusillum (Ax, 1951) - 9 - - I Ss

Macrostomum ermini Ax, 1959 9 - - - I Ss

Macrostomum hystricinum Beklemishev, 1951 9 9 - - I Ss

Macrostomum mediterraneum Ax, 1956 - 9 - - I Ss

Family: Microstomidae

Microstomum papillosum Graff, 1882 9 9 - - I-III Ss

Order: Prolecithophora

Family: Cylindrostomidae

Cylindrostoma monotrochum (Graff, 1882) - 9 - - I Hs

Enterostomula graffi (de Beauchamp, 1913) - 9 - - I Hs, Ss

Family: Protomonotresidae

Archimonotresis limophila Meixner, 1938 9 9 - - I Ss

Order: Seriata

Family: Cercyridae

Cercyra hastata Schmidt, 1862 - 5 - - I Hs, Ss

Family: Monocelididae

Archilina endostyla Ax, 1959 9 9 - - I Ss

Archiloa petiti Ax, 1956 - 9 - - I Ss

Duplominona istanbulensis (Ax, 1959) 9 9 - - I-III Ss

Monocelis lineata (Müller, 1774) - 9 - - I Ss

Monocelis longiceps (Duges, 1830) - 5 - - I Hs = *Monocelis bipunctatus*

Table. (Continued).

<i>Pseudomonocelis agilis</i> (Schultze M, 1851)	-	9	-	-	I	Ss	
<i>Pseudomonocelis ophiocephala</i> (Schmidt, 1861)	-	9	-	-	I	Ss	
<i>Promonotus ponticus</i> Ax, 1959	9	9	-	-	I	Ss	
Family: Otoplanidae							
<i>Otoplana bosporana</i> Ax, 1959	-	9	-	-	I	Ss	
<i>Postbursoplana pontica</i> Ax, 1959	9	-	-	-	I	Ss	
<i>Postbursoplana propontica</i> Ax, 1959	-	9	-	-	II	Ss	
Family: Procerodidae							
<i>Procerodes lobata</i> (Schmidt, 1862)	-	5	-	-	I	Hs	
<i>Sabussowia dioica</i> (Claparède, 1863)	16	-	-	-	II	Ss	
Order: Rhabdoceola							
Family: Brysophlebiidae							
<i>Byrsophlebs simplex</i> (Ax, 1959)	-	9	-	-	I	Ss	
<i>Byrsophlebs uncinata</i> (Ax, 1959)	-	9	-	-	II	Ss	
Family: Cicerinidae							
<i>Cicerina eucentrota</i> Ax, 1959	9	-	-	-	I	Ss	
Family: Cystiplanidae							
<i>Cystiplana paradoxa</i> Karling, 1964	9	9	-	-	I	Ss	
Family: Diascorhynchidae							
<i>Diascorhynchus caligatus</i> Ax, 1959	9	-	-	-	II	Ss	
Family: Graffillidae							
<i>Bresslauilla relictata</i> Reisinger, 1929	9	-	-	-	I	Ss	
<i>Graffilla parasitica</i> (Czerniavsky, 1880)	1	-	-	-		Pz	on <i>Tethys fimbria</i>
<i>Paravortex scrobiculariae</i> (Graff, 1882)	-	5	-	-	I	Hs	= <i>Provortex tellinae</i>
Family: Karkinorhynchidae							
<i>Baltoplana valkanovi</i> Ax, 1959	-	9	-	-	I	Ss	
<i>Cheliplana euxeinos</i> Ax, 1959	9	-	-	-	I	Ss	
<i>Cheliplana orthocirra</i> Ax, 1959	-	9	-	-	II	Ss	
Family: Koinocystididae							
<i>Axiutelga aculeata</i> (Ax, 1959)	-	9	-	-	I	Ss	
<i>Itaipusa sophiae</i> (v.Graff, 1905)	-	9	-	-	I	Hs	
Family: Placorhynchidae							
<i>Placorhynchus dimorphis</i> (Karling, 1947)	9	-	-	-	I	Ss	
<i>Placorhynchus octaculeatus</i> Karling, 1931	9	9	-	-	I	Ss	
Family: Polycystididae							
<i>Gyatrix hermaphroditus</i> Ehrenberg, 1831	-	9	-	-	I	Hs, Ss	

Table. (Continued).

<i>Polycystis naegeli</i> Kölliker, 1845	9	9	-	-	I	Hs	
<i>Progyrator mamertinus</i> (Graff, 1874)	9	9	-	-	I	Hs	
<i>Rogneda polyrhabdota</i> Ax, 1959	-	9	-	-	I, II	Ss	
<i>Rogneda tripalmata</i> (Beklemishev, 1927)	-	9	-	-	I	Ss	
Family: Promesostomidae							
<i>Phonorhynchus pernix</i> Ax, 1959	-	9	-	-	I	Ss	
<i>Promesostoma bilineatum</i> Pereyaslawzewa, 1892	-	9	-	-	I	Hs, Ss	
<i>Promesostoma ensifer</i> (Uljanin, 1870)	-	9	-	-	I	Hs, Ss	
<i>Promesostoma maculosum</i> Ax, 1956	-	9	-	-	I-III	Ss	
<i>Paramesostoma neapolitanum</i> (Graff, 1882)	-	9	-	-	I	Hs	= <i>Paramesostoma pachidermum</i>
<i>Tvaerminnea karlingi</i> Luther, 1943	-	9	-	-	I	Ss	
Family: Provorticidae							
<i>Selimia vivida</i> Ax, 1959	-	9	-	-	I	Ss	
<i>Selimia similis</i> Ax, 1959	-	9	-	-	I	Ss	
<i>Vejdovskya helictos</i> Ax, 1956	9	-	-	-			
Family: Schizorhynchidae							
<i>Proschizorhynchus tricingulatus</i> Ax, 1959	9	9	-	-	II	Ss	
Family: Trigonostomidae							
<i>Messoplana falcata</i> (Ax, 1953)	9	9	-	-	I, II	Ss	
<i>Proxenetes angustus</i> Ax, 1951	9	9	-	-	I, II	Ss	
<i>Ptychopera plebeia</i> (Beklemishev, 1927)	-	9	-	-	I	Ss	
<i>Trigonostomum mirabile</i> (Pereyaslawzewa, 1892)	9	9	-	-	I, II	Hs, Ss	
<i>Trigonostomum setigerum</i> (Schmidt, 1852)	9	9	-	-	I	Hs	
<i>Trigonostomum venosum</i> (Uljanin, 1870)	9	9	-	-	I	Hs	
Family: Typhoplanidae							
<i>Thalassoplanina geniculata</i> (Beklemishev, 1927)	9	-	-	-	I	Ss	
Order: Mediofusata							
Family: Urastomidae							
<i>Urastoma cyprinae</i> (Graff, 1882)	71	-	-	-	I	Pz	on mussel
Order: Polycladida							
Family: Cryptocelidae							
<i>Cryptocelis glandulata</i> Jacubowa, 1909	16	-	-	-	II	Ss	
Family: Discocelididae							
<i>Pseudodiscocelis aegeanensis</i> Bulnes, 2010	-	-	55	-	I	Hs	
Family: Euryleptidae							
<i>Prostheceraeus roseus</i> Lang, 1884	-	-	-	57	II	Hs	

Table. (Continued).

<i>Prostheceraeus giesbrechtii</i> Lang, 1884	-	-	-	57	I	Hs	
<i>Prostheceraeus vittatus</i> (Montagu, 1815)	-	-	-	PS ³	II	Ss	
<i>Stylostomum ellipse</i> (Dalyell, 1853)	-	5	-	PS ³	I	Hs	= <i>Stylostomum variabile</i>
Family: Leptoplanidae							
<i>Leptoplana tremellaris</i> (Müller OF, 1773)	-	5	21	-	I	Hs	
Family: Notoplanidae							
<i>Notoplana alcinoi</i> (Schmidt, 1862)	-	23	-	-	I	Hs	
Family: Planoceridae							
<i>Planocera cf. graffi</i> Lang, 1879	-	-	-	PS ³	I	Hs	
<i>Pseudoplanocera izmirensis</i> Bulnes, 2010	-	-	55	-	I	Hs	
Family: Pleioplanidae							
<i>Izmira cinari</i> Bulnes, 2010	-	-	55	-	I	Hs	
<i>Izmira turkeyi</i> Bulnes, 2010	-	-	55	-	I	Hs	
<i>Pleioplana bosphorensis</i> Bulnes, Kalkan & Karhan, 2009	-	54	-	-	I	Hs	
<i>Pleioplana okusi</i> Bulnes, Kalkan & Karhan, 2009	-	54	-	-	I	Hs	
Family: Prosthlostomidae							
<i>Prosthlostomum siphunculus</i> (Delle Chiaje, 1822)	-	5	-	-	I	Hs, Ss	
Family: Pseudocerotidae							
<i>Pseudoceros maximum</i> Lang, 1884	-	-	-	57	II	Hs	
Family: Stylochidae							
<i>Imogine melihertani</i> Bulnes, 2010	-	-	55	-	I	Hs	
<i>Stylochus argus</i> Czerniavsky, 1881	16	-	-	-	II	Ss	
<i>Stylochus pilidium</i> (Goette, 1881)	-	5	-	-	I	Hs	
<i>Stylochus tauricus</i> Jakubova, 1909	16	-	-	-	II	Ss	
Family: Stylochoplanidae							
<i>Comoplana palmula</i> (Quatrefage, 1845)	-	5	-	-	I	Hs	
Phylum: XENACOELOMORPHA							
Order: Acoela							
Family: Convolutidae							
<i>Convoluta convoluta</i> (Abildgaard, 1806)	9	5	-	-	I	Hs	
<i>Convoluta hipparchia</i> Pereyaslawzewa, 1892	9	9	-	-	I	Hs	
<i>Convoluta variabilis</i> (Pereyaslawzewa, 1892)	16	-	-	-	II	Ss	
Family: Haploposthiidae							
<i>Haplogonaria arenaria</i> (Ax, 1959)	9	9	-	-	I-III	Ss	
Family: Isodiametridae							
<i>Baltalimania kosswigi</i> Ax, 1959	-	9	-	-	I	Ss	
<i>Otocelis rubropunctata</i> (Schmidt, 1852)	-	9	-	-	I	Ss	

Table. (Continued).

Family: Mecynostomidae						
<i>Paramecynostomum diversicolor</i> (Örsted, 1845)	-	9	-	-	I	Hs, Ss
Family: Nadinidae						
<i>Nadina pulchella</i> Uljanin, 1870	9	9	-	-	I	Hs, Ss
Family: Otocelididae						
<i>Notocelis subsalina</i> (Ax, 1959)	-	9	-	-	I	Hs
Family: Sagittiferidae						
<i>Symsagittifera schultzei</i> (Schmidt, 1852)	9	9	-	-	I	Hs
Family: Tauridae						
<i>Taurida fulvomaculata</i> (Ax, 1959)	9	9	-	-	II, III	Ss
Phylum: NEMATODA						
Class: Chromadorea						
Family: Anisakidae						
<i>Anisakis pegreffii</i> Campana-Rouget & Biocca, 1955	61	-	-	-		Pz on <i>Trachurus trachurus</i>
<i>Anisakis simplex</i> (Rudolphi, 1809)	-	45	38	-		Pz on various fish
<i>Hysterothylacium aduncum</i> (Rudolphi, 1802)	24	38	38	-		Pz on various fish
<i>Hysterothylacium fabri</i> (Rudolphi, 1819)	-	-	38	-		Pz on various fish
Family: Cucullanidae						
<i>Cucullanus hians</i> (Dujardin, 1845)	-	-	59	-		Pz on <i>Conger conger</i>
<i>Cucullanus longicollis</i> (Stossich, 1899)	-	-	38	-		Pz on <i>Mullus surmuletus</i>
<i>Dichelyne minutus</i> (Rudolphi, 1819)	26	-	-	-		Pz on various fish
<i>Dichelyne tripapillatus</i> (Gendre, 1927)	-	-	38	-		Pz on various fish
Family: Cystidicolidae						
<i>Spinitectus oviflagellis</i> Fourment, 1883	-	38	-	-		Pz on <i>Gaidropsarus mediterraneus</i>
Family: Gnathostomatidae						
<i>Echinocephalus spinosissimus</i> von Linstow, 1905	-	-	38	-		Pz on <i>Raja clavata</i>
Family: Philometridae						
<i>Philometra filiformis</i> (Stossich, 1896)	-	-	-	35		Pz on <i>Pagellus erythrinus</i>
<i>Philometra globiceps</i> (Rudolphi, 1819)	67	-	-	-		Pz on various fish
<i>Philometra lateolabracis</i> (Yamaguti, 1935)	-	-	-	35		Pz on various fish
<i>Philometra saltatrix</i> Ramachandran, 1973	-	-	-	35		Pz on <i>Pomatomus saltatrix</i>
Class: Adenophorea						
Family: Chromadoridae						
<i>Prochromadora megodonta</i> Filipjev, 1922	16	-	-	-	II	Ss
Family: Comesomatidae						
<i>Sabatieria abyssalis</i> (Filipjev, 1918)	16	-	-	-	II	Ss

Table. (Continued).

Family: Desmodoridae							
<i>Desmodora pontica</i> Filipjev, 1922	58	-	-	-	I	Ss	
Family: Enoplidae							
<i>Enoplus meridionalis</i> Steiner, 1921	-	-	40	-	I	Ss	
Family: Leptolaimidae							
<i>Halaphanolaimus sergeevae</i> Urkmez & Brennan, 2013	68	-	-	-	III-V	Ss	
Family: Linhomoeidae							
<i>Terschellingia longicaudata</i> de Man, 1907	58	-	-	-	I	Ss	
Phylum: ACANTHOCEPHALA							
Class: Eocanthocephala							
Family: Neoechinorhynchidae							
<i>Neoechinorhynchus (Hebesoma) agilis</i> (Rudolphi, 1819)	67	45	38	-		Pz	on Mullidae
<i>Neoechinorhynchus (Neoechinorhynchus) rutili</i> (Müller, 1780)	48	-	-	-		Pz	on <i>Aphanius danfordii</i>
Class: Palaecanthocephala							
Family: Arhythmacanthidae							
<i>Acanthocephaloides irregularis</i> Amin, Oğuz, Heckmann, Tepe & Kvach, 2011	67	-	-	-		Pz	on <i>Scorpaena porcus</i>
<i>Acanthocephaloides propinquus</i> (Dujardin, 1845)	-	38	-	-		Pz	on various fish
Family: Echinorhynchidae							
<i>Acanthocephalus lucii</i> (Müller, 1777)	-	-	-	38		Pz	on various fish
<i>Solearhynchus rhytidotes</i> (Meyer, 1933)	-	38	-	-		Pz	on <i>Solea solea</i>
Family: Illiosentidae							
<i>Telosentis exiguus</i> (von Linstow, 1901)	-	38	-	-		Pz	on <i>Platichthys flesus</i>
Family: Pomphorhynchidae							
<i>Longicollum pagrosomi</i> Yamaguti, 1935	-	38	69	-		Pz	on various fish
<i>Pomphorhynchus laevis</i> (Zoega in Müller, 1776)	-	-	38	-		Pz	on <i>Symphodus tinca</i>
Phylum: MYXOZOA							
Class: Myxosporea							
Family: Ceratomyxidae							
<i>Ceratomyxa beloneae</i> Lubat, Radujkovic, Marques & Bouix, 1989	65	-	-	-		Pz	on <i>Belone belone</i>
Family: Myxidiidae							
<i>Myxidium sphaericum</i> Thélohan, 1895	65	-	-	-		Pz	on <i>Belone belone</i>
Phylum: TARDIGRADA							
Class: Heterotardigrada							
<i>Dipodarctus subterraneus</i> (Renaud-Debyser, 1959)	64	-	-	-	III-IV	Ss	
<i>Tanarctus ramazzotti</i> Renaud-Mornant, 1975	64	-	-	-	III-V	Ss	

Table. (Continued).

Phylum: CEPHALORHYNCHA**Class: Kinorhyncha****Family: Pycnophyidae**

<i>Pycnophyes communis</i> Zelinka, 1908	11	-	-	-	III	Ss
--	----	---	---	---	-----	----

Phylum: NEMERTEA**Class: Anopla****Family: Lineidae**

<i>Cerebratulus fuscus</i> (McIntosh, 1874)	-	5	-	PS ³	I	Hs
<i>Cerebratulus marginatus</i> Renier, 1804	16	-	-	-	II	Ss
<i>Cerebratulus urticans</i> (Müller, 1854)	-	-	40	-	I	Ss
<i>Lineus bilineatus</i> (Renier, 1804)	16	5	-	-	I	Hs
<i>Lineus longissimus</i> (Gunnerus, 1770)	-	5	-	-	I	Hs
<i>Lineus ruber</i> (Müller, 1774)	16	-	40	PS ³	I, II	Hs, Ss
<i>Micrura aurantiaca</i> (Grube, 1855)	-	-	-	PS ³	II	Hs
<i>Micrura fasciolata</i> Ehrenberg, 1828	16	5	-	-	I, II	Hs, Ss
<i>Micrura tristis</i> (Hubrecht, 1879)	16	-	-	-	II	Ss
<i>Notospermus geniculatus</i> (Delle Chiaje, 1828)	16	-	-	PS ³	II	Hs, Ss
<i>Pussylineus gabriellae</i> Corrêa, 1956	16	-	-	-	II	Ss
<i>Ramphogordius lacteus</i> Rathke, 1843	16	5	-	-	I, II	Hs, Ss

Family: Valenciniidae

<i>Baseodiscus delineatus</i> (Delle Chiaje, 1825)	-	29	-	PS ³	II	Ss
--	---	----	---	-----------------	----	----

Class: Enopla**Family: Drepanogigantidae**

<i>Drepanogigas albolineatus</i> (Bürger, 1895)	-	-	-	PS ³	II	Hs
---	---	---	---	-----------------	----	----

Family: Drepanophoridae

<i>Drepanophorus spectabilis</i> (Quatrefages, 1846)	-	29	-	-	II	Ss
--	---	----	---	---	----	----

Family: Emplectonematidae

<i>Emplectonema gracile</i> (Johnston, 1837)	-	5	51	PS ³	I	Hs
<i>Nemertopsis bivittata</i> (Delle Chiaje, 1841)	16	-	51	-	I, II	Hs, Ss

Family: Malacobdellidae

<i>Malacobdella grossa</i> (Müller, 1776)	16	-	-	-	II	Ss
---	----	---	---	---	----	----

Family: Prosorhochmidae

<i>Prosorhochmus claparedii</i> Keferstein, 1862	-	-	51	PS ³	I	Hs
--	---	---	----	-----------------	---	----

Family: Tetrastemmatidae

<i>Tetrastemma coronatum</i> (Quatrefages, 1846)	16	5	-	-	I	Hs
<i>Tetrastemma flavidum</i> Ehrenberg, 1828	-	5	-	-	I	Hs

Table. (Continued).

Class: Palaeonemertea**Family: Cephalothricidae**

Cephalothrix linearis (Rathke, 1799) 16 - - - II Ss

Family: Tubulanidae

Carinina heterosoma Müller, 1965 16 - - - II Ss

Tubulanus superbus (Kölliker, 1845) - PS¹ - PS³ II Ss

Tubulanus linearis (McIntosh, 1874) - - 51 60 I-III Hs, Ss

Tubulanus polymorphus Renier, 1804 - - 40 60 I, II Hs, Ss

Phylum: ECHIURA**Class: Echiuroidea****Family: Bonellidae**

Bonellia viridis Rolando, 1821 - 2 57 PS³ II Hs = *Bonellia fuliginosa*

Phylum: BRACHIOPODA**Class: Rhynchonellata****Family: Kraussinidae**

Megerlia truncata (Linnaeus, 1767) - 5 - - II, III Hs

Family: Megathyrididae

Argyrotheca cuneata (Risso, 1826) - 4 - - III Ss

Joania cordata (Risso, 1826) - 4 - - III Ss

Megathyrus detruncata (Gmelin, 1789) - 4 - - III Ss = *Megathyrus decollata*

Phylum: PHORONIDA

Phoronis muelleri Selys-Lonchamps, 1903 - - 27 31 I, II Ss

Phoronis hippocrepi Wright, 1856 - - 51 - I Hs

Phoronis psammophila Cori, 1889 31 - 31 31 I, II Ss

Phoronis australis Haswell, 1883 - - PS² PS³ I, II Ss

Phylum: CHAETOGNATHA**Class: Sagittoidea****Family: Sagittidae**

**Ferosagitta galerita* (Dallot, 1971) - - - 49 I, II P

Flaccisagitta enflata (Grassi, 1881) - 43 13 32 I-III P

Mesosagitta minima (Grassi, 1881) - - - 32 I, II P

Parasagitta friderici (Ritter-Záhony, 1911) - - - 49 I, II P

Parasagitta megalophthalma (Dallot & Ducret, 1969) - 15 - 32 I, II P

Parasagitta setosa (Müller, 1847) 10 30 28 32 I-IV P

Parasagitta tenuis (Conant, 1896) - - - 32 I, II P

Table. (Continued).

<i>Pseudosagitta lyra</i> (Krohn, 1853)	-	-	-	49	I, II	P	
<i>Serratosagitta serratodentata</i> (Krohn, 1853)	-	-	13	32	I, II	P	
<i>Sagitta bipunctata</i> Quoy & Gaimard, 1828	6	8	-	32	I, II	P	
Phylum: CHORDATA							
Subphylum: TUNICATA							
Class: Ascidiacea							
Family: Ascidiidae							
<i>Ascidia involuta</i> Heller, 1875	-	-	-	57	II	Hs	
<i>Ascidia malaca</i> (Traustedt, 1883)	-	4	-	-	II	Ss	
<i>Ascidia mentula</i> Müller, 1776	20	2	20	PS ³	I, II	Hs	
<i>Ascidia virginea</i> Müller, 1776	14	3	17	PS ³	II, III	Hs	
<i>Ascidiella aspersa</i> (Müller, 1776)	20	2	17	20	I-III	Hs, Ss	= <i>Ascidia cristata</i>
<i>Phallusia fumigata</i> (Grube, 1864)	-	4	12	PS ³	I-III	Hs	
<i>Phallusia ingeria</i> Traustedt, 1883	-	4	-	-	II	Hs	= <i>Ascidia marioni</i>
<i>Phallusia mammillata</i> (Cuvier, 1815)	-	2	17	36	I, II	Ss	
* <i>Phallusia nigra</i> Savigny, 1816	-	-	57	41	I, II	Hs	
Family: Clavelinidae							
<i>Clavelina dellavallei</i> (Zirpolo, 1825)	-	-	57	-	II	Hs	
<i>Clavelina lepadiformis</i> (Müller, 1776)	-	-	34	47	I	Hs	
Family: Cionidae							
<i>Ciona intestinalis</i> (Linnaeus, 1767)	14	20	12	20	I-III	Hs, Ss	
<i>Ciona roulei</i> Lahille, 1887	-	-	PS ²	PS ³	II	Hs	
Family: Corellidae							
<i>Corella parallelogramma</i> (Müller, 1776)	-	4	-	-	II, III	Hs	
Family: Diazonidae							
<i>Diazona violacea</i> Savigny, 1816	-	-	20	36	II-IV	Hs, Ss	
<i>Rhopalaea neapolitana</i> Philippi, 1843	-	2	20	-	II, III	Hs	
Family: Didemnidae							
<i>Didemnum commune</i> (Della Valle, 1877)	-	2	-	-	II	Hs	
<i>Didemnum maculosum</i> (Milne-Edwards, 1841)	-	4	25	57	I, II	Ss	= <i>Leptoclinum dentatum</i>
<i>Diplosoma listerianum</i> (Milne-Edwards, 1841)	-	4	21	-	I, II	Hs	= <i>Diplosoma cristallinum</i>
Family: Molgulidae							
<i>Eugyra adriatica</i> Drasche, 1884	-	4	-	-	I, II	Ss	
<i>Molgula manhattensis</i> (De Kay, 1843)	-	20	20	52	I-III	Hs, Ss	

Table. (Continued).

<i>Molgula appendiculata</i> Heller, 1877	14	70	-	-	II	Ss	
<i>Molgula impura</i> Heller, 1877	-	4	-	-	I, II	Hs	
<i>Molgula occidentalis</i> Traustedt, 1883	-	-	51	-	I	Hs	
<i>Molgula occulta</i> Kupffer, 1875	-	3	-	-	II	Hs	
Family: Polyclinidae							
<i>Aplidium conicum</i> (Olivi, 1792)	-	-	20	36	I, II	Hs	
<i>Aplidium elegans</i> (Giard, 1872)	-	-	57	57	II	Hs	
<i>Aplidium turbinatum</i> (Savigny, 1816)	-	70	-	PS ³	I, II	Hs	
<i>Polyclinella azemai</i> Harant, 1930	-	-	-	PS ³	I	Hs	
Family: Polycitoridae							
<i>Cystodytes dellechiajei</i> (Della Valle, 1877)	-	4	-	-	II	Hs	= <i>Cystodytes cretaceus</i>
Family: Pycnoclavellidae							
<i>Pycnoclavella aurilucens</i> Garstang, 1891	-	-	-	36	I, II	Hs	
<i>Pycnoclavella nana</i> (Lahille, 1890)	-	70	57	47	I	Hs	
<i>Pycnoclavella taureanensis</i> Brunetti, 1991	-	-	-	36	I, II	Hs	
Family: Pyuridae							
<i>Halocynthia papillosa</i> (Linnaeus, 1767)	-	2	20	36	I-III	Hs	
* <i>Herdmania momus</i> (Savigny, 1816)	-	-	-	41	I, II	Hs, SS	
* <i>Microcosmus exasperatus</i> Heller, 1878	-	-	66	PS ³	I	Hs	
<i>Microcosmus polymorphus</i> Heller, 1877	-	-	56	PS ³	II	Ss	
<i>Microcosmus sabatieri</i> Roule, 1885	-	-	-	47	I	Hs	
<i>Microcosmus vulgaris</i> Heller, 1877	-	4	20	47	I-IV	Hs	= <i>Microcosmus sulcatus</i>
<i>Pyura dura</i> (Heller, 1877)	-	-	40	PS ³	I	Hs, Ss	
<i>Pyura microcosmus</i> (Savigny, 1816)	-	4	-	-	II	Ss	= <i>Cynthia scutellata</i>
<i>Pyura squamulosa</i> (Alder, 1863)	-	4	20	-	I, II	Hs	= <i>Cynthia dura</i>
Family: Styleidae							
<i>Botrylloides leachii</i> (Savigny, 1816)	-	-	-	19	I	Hs	
<i>Botryllus renierii</i> (Lamarck, 1815)	-	5	-	-	I, II	Hs	
<i>Botryllus schlosseri</i> (Pallas, 1766)	11	5	19	19	I-III	Hs	
<i>Distomus variolosus</i> Gaertner, 1774	-	4	-	-	II, III	Hs, Ss	= <i>Polycarpa glomerata</i>
<i>Polycarpa pomaria</i> (Savigny, 1816)	-	4	20	-	I, II	Hs	= <i>Polycarpa varians</i>
<i>Styela canopus</i> (Savigny, 1816)	-	4	40	19	I, II	Hs	= <i>Styela partita</i>
<i>Styela plicata</i> (Lesueur, 1823)	-	-	20	19	I-III	Hs, Ss	
* <i>Symplegma brakenhielmi</i> (Michaelsen, 1904)	-	-	-	41	I	Hs	

Table. (Continued).

Class: Thaliacea

Family: Doliolidae

<i>Doliolina (Doliolina) muelleri</i> (Krohn, 1852)	-	4	28	-	I, II	P
<i>Doliolum denticulatum</i> Quoy & Gaimard, 1834	-	-	28	-	I	P

Family: Salpidae

<i>Thalia democratica</i> (Forskål, 1775)	-	7	18	-	I, II	P
---	---	---	----	---	-------	---

Class: Appendicularia

Family: Oikopleuridae

<i>Oikopleura (Coecaria) fusiformis</i> Fol, 1872	-	-	13	-	I	P
<i>Oikopleura (Coecaria) longicauda</i> (Vogt, 1854)	-	-	22	-	I	P
<i>Oikopleura (Vexillaria) cophocerca</i> (Gegenbaur, 1855)	-	-	-	46	II	P
<i>Oikopleura (Vexillaria) dioica</i> Fol, 1872	6	8	13	-	I-IV	P
<i>Stegosoma magnum</i> (Langerhans, 1880)	-	-	28	-	I	P

Family: Fritillariidae

<i>Fritillaria borealis</i> Lohmann, 1896	-	-	22	-	I	P
<i>Fritillaria pellucida</i> (Busch, 1851)	-	-	18	-	I, II	P
<i>Tectillaria fertilis</i> (Lohmann, 1896)	-	-	18	-	I, II	P

Subphylum: CEPHALOCHORDATA

Class: Leptocardii

Family: Branchiostomatidae

<i>Branchiostoma lanceolatum</i> (Pallas, 1774)	-	4	44	PS ³	I, II	Ss	= <i>Amphioxus lanceolatus</i>
---	---	---	----	-----------------	-------	----	--------------------------------

Subphylum: HEMICHORDATA

Class: Enteropneusta

Family: Spengelidae

<i>Glandiceps talaboti</i> Marion, 1876	-	4	-	37	II-V	Ss
---	---	---	---	----	------	----

Family: Ptychoderidae

<i>Balanoglossus clavigerus</i> Delle Chiaje, 1829	-	-	-	37	II	Ss
--	---	---	---	----	----	----

1. Forbes, 1843; 2. Colombo, 1885; 3. Ostroumoff, 1894; 4. Ostroumoff, 1896; 5. Demir, 1952; 6. Demir, 1954a; 7. Demir, 1954b; 8. Nalbantoğlu, 1955; 9. Ax, 1959a; 10. Einarsson and Gürtürk, 1959; 11. Băcescu, 1961; 12. Kiseleva, 1961; 13. Ergen, 1967; 14. Kiseleva, 1969; 15. Ören, 1970; 16. Băcescu et al., 1971; 17. Geldiay and Kocataş, 1972; 18. Gökalp, 1972; 19. Pınar, 1974; 20. Uysal, 1976; 21. Kocataş, 1978; 22. Mavili, 1987; 23. Balkis, 1992; 24. Doğanay, 1994; 25. Ergen et al., 1994; 26. Avşar, 1997; 27. Çınar et al., 1998; 28. Tarkan, 2000; 29. Uysal et al., 2002; 30. Yuksek et al., 2002; 31. Emig et al., 2003; 32. İşmen et al., 2003; 33. Akmirza, 2004; 34. Dinçaslan and Öber, 2004; 35. Moravec and Genc, 2004; 36. Öztürk et al., 2004; 37. Çevik and Ergüden, 2005; 38. Öktener, 2005; 39. Tokşen and Gamsız, 2005; 40. Çınar et al., 2006b; 41. Çınar et al., 2006a; 42. Oğuz and Bray, 2006; 43. Svetlichny et al., 2006; 44. Aydın et al., 2007; 45. Keser et al., 2007; 46. Lakkis and Toklu, 2007; 47. Okuş et al., 2007; 48. Özer, 2007; 49. Terbiyik et al., 2007; 50. Öztürk and Özer, 2008; 51. Çınar et al., 2008; 52. Mutlu and Ergev, 2008; 53. Oğuz and Bray, 2008; 54. Bulnes et al., 2009; 55. Bulnes, 2010; 56. Aslan Cihangir et al. 2011; 57. Gözcelioğlu, 2011; 58. Ürkmez et al., 2011; 59. Akmirza, 2012; 60. Çınar et al., 2012; 61. Utuk et al., 2012; 62. Akmirza, 2013a; 63. Akmirza, 2013b; 64. Kharkevych and Sergeeva, 2013; 65. Özer and Yurakhno, 2013; 66. Ramos-Espla et al., 2013; 67. Tepe and Oğuz, 2013; 68. Ürkmez and Brennan, 2013; 69. Akmirza, 2014; 70. Artüz et al., 2014; 71. Özer and Güneydağ, 2014; 72. Tepe et al., 2014.

phyla, Platyhelminthes had the highest number of species (186 species), followed by Chordata (64 species), Nemertea (26 species), Nematoda (20 species), Xenacoelomorpha (11 species), Chaetognatha (10 species), Acanthocephala (9 species), Brachiopoda (4 species), Phoronida (4 species), Myxozoa (2 species), Tardigrada (2 species), Cephalorhyncha (1 species), and Echiura (1 species) (Table; Figure 2).

In the present study, 2 platyhelminth (*Planocera* cf. *graffi* and *Prostheceraeus vittatus*), 2 nemertean (*Drepanogigas albolineatus* and *Tubulanus superbus*), 1 phoronid (*Phoronis australis*), and 2 ascidian (*Polyclinella*

azemai and *Ciona roulei*) species are being newly recorded for the first time from the coasts of Turkey. Some notes regarding these species follow below.

Planocera cf. *graffi* Lang, 1879

(Figure 3A)

Notes: Body oval, almost 40 mm long, thin, pale brownish with white specks irregularly distributed on dorsal side of body, translucent; branched intestine visible through body wall, brownish, with white area in mid-dorsum. Two long, slender tentacles located far behind anterior end. Many eyes around tentacle base.

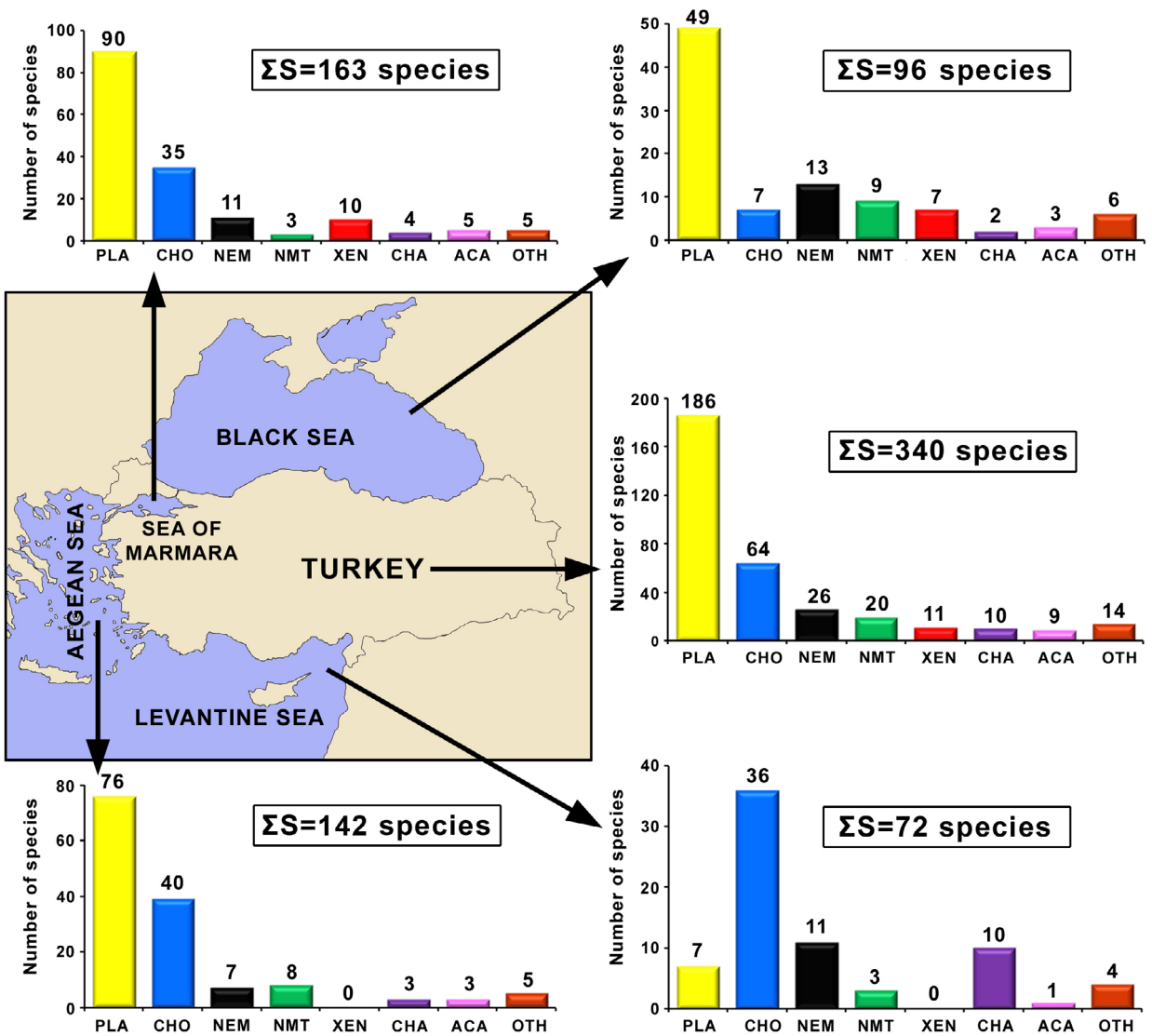


Figure 2. The number of species of the phyla Platyhelminthes (PLA), Chordata (Tunicata, Cephalochordata, and Hemichordata) (CHO), Nemertea (NEM), Nematoda (NMT), Xenacoelomorpha (XEN), Chaetognatha (CHA), Acanthocephala (ACA), and others (OTH, including Echiura, Myxozoa, Brachiopoda, Cephalorhyncha, Tardigrada, and Phoronida) along the coasts of Turkey. ΣS indicates the total number of species.

Distribution: This species was found on and under rocks (2 specimens) at 5 m depth at station 3. It is an Atlanto-Mediterranean species (Hofrichter, 2003).

Prostheceraeus vittatus (Montagu, 1815)
(Figure 3B)

Notes: Body dorsoventrally flattened, 20 mm long, background cream-colored, with 17–18 longitudinal black stripes extending from head to posterior end; a longitudinal stripe in mid-dorsum of body thicker than others; dark pigmentation patches concentrated on bases of tentacles. Head with sharp tentacles; with small eyes at base.

Distribution: This species was solely observed on a *Halophila stipulacea* bed (3 specimens) at 25 m depth at station 3. It is an Atlanto-Mediterranean species (Hofrichter, 2003).

Tubulanus superbis (Kölliker, 1845)
(Figure 3C)

Notes: Body thick, ca. 35 cm long, gradually narrowing behind distinct rounded head to bluntly pointed tail. Color dark reddish brown, marked with mid-ventral, mid-dorsal, and lateral longitudinal white stripes and almost 120 white rings. First 2 and 3 rings widely spaced, the others closer together and somewhat uniformly distributed along body.

Distribution: This species was found on muddy sand bottom (1 specimen) at 50 m depth in the Sea of Marmara (station 1) and at 25 m depth in Fethiye Bay (station 3). It is an Atlanto-Mediterranean species (Gibson, 1994).

Drepanogigas albolineatus (Bürger, 1895)

Notes: Body slender, dorsoventrally flattened, tapering gradually, up to 7 cm long. Head is relatively small, heart-shaped, clearly separated from body. Background color




Figure 3. A) *Planocera* cf. *graffi* at station 3, B) *Prostheceraeus vittatus* at station 3, C) *Tubulanus superbis* at station 1, D) *Phoronis australis* at station 2, E) *Ciona roulei* at station 3, F) *Polyclinella azemai* at station 3 (photographed by ME Çınar).

reddish-brown, dorsum with 5 white longitudinal stripes. Eyes large, numerous.

Distribution: This species was only observed on sandy bottom (1 specimen) at 20 m depth at station 3. It is an Atlanto-Mediterranean species (Wirtz, 2006).

Phoronis australis Wright, 1856

(Figure 3D)

Notes: Specimens 30–45 mm in length, 1–2 mm in diameter. Live coloration light pink, while lophophore white and spiraled (2.5–3.4 turns). Tentacles 2–4 mm long, numbering ca. 800–1000 per individual.

Distribution: This species was observed only in association with tubes of *Cerianthus membranaceus* (Spallanzani, 1784) (many specimens) at 10–20 m depths at stations 2 and 3. It is an Atlanto-Mediterranean species (Ocaña et al., 1991).

Ciona roulei Lahille, 1887

(Figure 3E)

Notes: Tunic smooth, 7 cm long. Animal transparent with reddish area around siphons; with 8 buccal lobes. Each side of body having 4 major muscle bundles.

Distribution: It was found under stones (6 specimens) at 15 m at stations 2 and 3. It is a species endemic to the Mediterranean (Harant and Vernières, 1933).

Polyclinella azemai Harant, 1930

(Figure 3F)

Notes: A colonial species, with a ball-like appearance, ca. 3 cm in diameter, brownish-red in color. Surface shining with sand inclusions. Zooids almost 5 mm in length.

Distribution: A colony of this species was only encountered on a rock at 3 m depth near Fethiye Harbor. It is a species endemic to the Mediterranean Sea (Harant and Vernières, 1933).

Three species were excluded from the checklist: 1) Öktener (2005) reported *Scolex pleuronectis* Müller, 1788 (Cestoda) on different fishes collected from the Sea of Marmara and the Aegean Sea, but Bray (2014) regarded the species name as unacceptable as it is in fact a larval name; 2) *Ascidia cretacea* was identified as a new species by Ostroumoff (1896) at 496 m depth in the Sea of Marmara, but as he did not provide a detailed description or figures, this species name was regarded as nomen nudum; 3) the actual status of *Desmodora pontica* Filipjev, 1922, which was reported from the Sinop Peninsula by Ürkmez et al. (2011), is unaccepted (Vanaverbeke and Vincx, 2014).

The phylum Platyhelminthes was represented by 81 free-living species and 105 parasitic species on the coasts of Turkey. Within this phylum, the class Trematoda was represented by 57 species, Monogenea by 33 species, Cestoda by 13 species, and Rhabditophora by 83 species. The class Rhabditophora included all free-living flatworms known from the area, except for *Graffilla parasitica* and

Urastoma cyprinae, the former of which infected the sea slug *Tethys fimbria* in İzmir Bay (Forbes, 1844). The parasitic flatworms were exclusively reported on fishes, but *Parvatrema duboisi* and *Urastoma cyprinae* were only reported on the mussel *Mytilus galloprovincialis* Lamarck, 1819 in the Black Sea (Özer and Güneydağ, 2014).

The highest number of invertebrate Chordata species (36 species) was encountered on the Levantine coast of Turkey (Figure 2). No species of Xenacoelomorpha was reported from the Aegean Sea or Levantine Sea, whereas this phylum was represented by 3 species in the Sea of Marmara and 7 species in the Black Sea. One or 2 species of the phyla Myxozoa, Tardigrada, and Cephalorhyncha were determined only in the Black Sea (Băcescu, 1961; Kharkevych and Sergeeva, 2013; Özer and Yurakhno, 2013). Except for the Black Sea, *Bonellia viridis*, an echiuran species, was reported from all coasts of Turkey. Of the subphyla of Chordata considered in this paper, Tunicata had the highest number of species (61 species), followed by Hemichordata (2 species) and Cephalochordata (1 species).

The majority of the free-living flatworms (class Rhabditophora) were found in muddy or sandy bottoms (48 species), whereas 27 species were only reported on hard bottoms. Only 4 rhabditophoran species (*Promesostoma maculosum*, *Duplominona istanbulensis*, *Microstomum papillosum*, and *Cylindromacrostomum mediterraneum*) were found at depths deeper than 100 m, while the other species were distributed between 0 and 50 m. Almost 50% of the acoel worms within the phylum Xenacoelomorpha reported from Turkey occurred on soft substrata. Of the 20 nematode species present in the marine fauna of Turkey, 6 species are free-living, occurring on the soft substrata at depths ranging from 0 to 200 m, while the others are parasitic on different fishes including *Raja clavata* Linnaeus 1758, *Gaidropsarus mediterraneus* (Linnaeus 1758), and *Mullus surmuletus* Linnaeus 1758. Two tardigrades (*Dipodarcus subterraneus* and *Tanarctus ramazzotti*) were reported on muddy substratum at 88–250 m depth in the pre-Bosphorus region (Kharkevych and Sergeeva, 2013). In Turkey, the nemertean, echiuran, and phoronid species were found only in shallow-water benthic habitats, whereas the brachiopod species generally inhabited depths deeper than 50 m. *Phoronis australis* was always observed in association with the actinarian species *Cerianthus membranaceus* (present study). Except for Thaliacea and Appendicularia, which are zooplankton, the invertebrate Chordata species were generally found on hard substrata in shallow waters.

Since studies on the free-living species of the phyla Platyhelminthes and Xenacoelomorpha are mainly concentrated on the İstanbul Strait and its vicinity (i.e. Ax, 1959a, 1959b), the highest number of species were

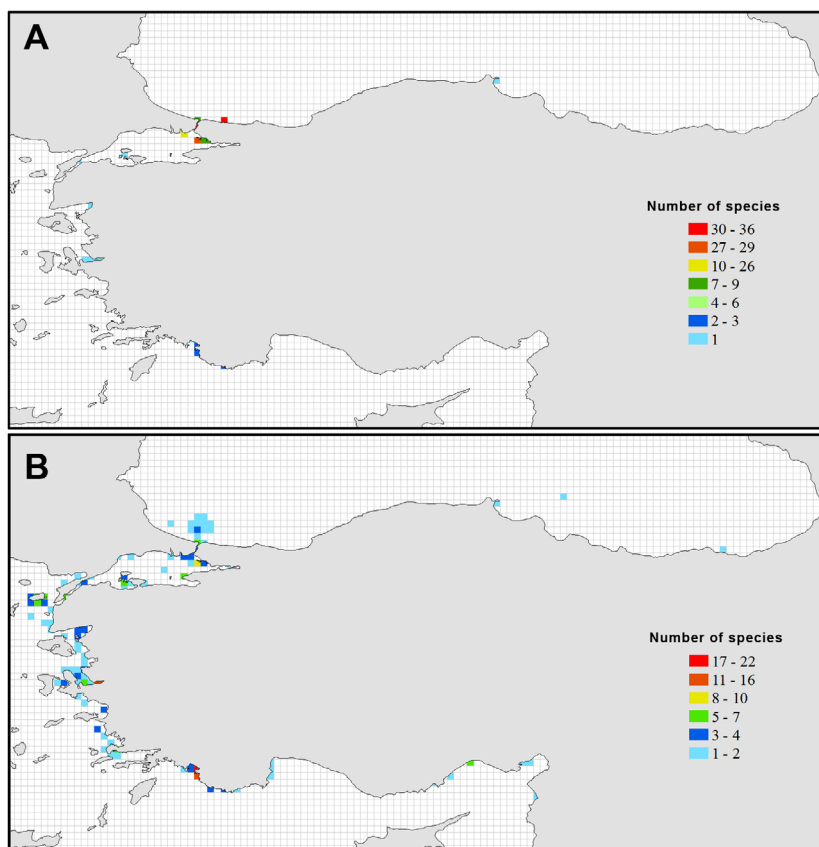


Figure 4. The distribution of the number of free-living flatworm (class: Rhabditophora) and Xenacoelomorpha species (A) and Tunicata (B) species along the coasts of Turkey. Each grid has a dimension of 15 × 15 km.

reported from these areas (Figure 4A). Along the coasts of Turkey, these animals have only been reported in 7 areas. In the Aegean Sea, only 6 polyclad species have been reported from the inner part of İzmir Bay (near Alsancak Harbor), 5 of which (*Imogine melihertani*, *Pseudoplanocera izmirensis*, *Izmira cinari*, *Izmira turkeyi*, and *Pseudodiscocelis aegeanensis*) were described as new to science (Bulnes, 2010). On the Levantine coast of Turkey, 6 flatworm species (*Prostheceraeus roseus*, *Prostheceraeus vittatus*, *Prostheceraeus giesbrechtii*, *Stylostomum ellipse*, *Planocera* cf. *graffi*, and *Pseudoceros maximum*) have been encountered up to date, mainly from Fethiye Bay and Kaş (Gözcelioğlu, 2011; this study).

İzmir Bay and Fethiye Bay can be classified as hotspot areas in terms of the number of tunicate species (Figure 4B). The tunicate fauna of the Black Sea and the Levantine coasts of Turkey is little-known, except for the Black Sea entrance of the İstanbul Strait and Fethiye Bay. However, tunicates were determined in many parts of the Aegean Sea. As for the pelagic class of Tunicata, Appendicularia, it can be seen in Figure 5 that the highest number of species have been reported from the Aegean Sea (specifically

from İzmir Bay, Kuşadası Bay, and off Akköy). Except for İskenderun Bay, where only *Oikopleura (Vexillaria) cophocerca* was reported (Lakkis and Toklu, 2007), the Levantine coast of Turkey remained unexplored for this group of animals. In the Black Sea and the Sea of Marmara, only *Oikopleura (Vexillaria) dioica* was encountered (i.e. Kiseleva, 1969; İşinibilir et al., 2011).

Four alien tunicate (*Symplegma brakenhielmi*, *Microcosmus exasperatus*, *Herdmania momus*, and *Phallusia nigra*) and 1 alien chaetognath (*Ferosagitta galerita*) species were reported from the coast of Turkey. Except for *M. exasperatus*, which was recently reported from İzmir Bay (Ramos-Espla et al., 2013), these species were previously included in the marine alien species list of Turkey (Çinar et al., 2011). All species were introduced to the Mediterranean Sea from the Red Sea via the Suez Canal (Lessepsian migrants).

The present study shed more light on the diversity of the phyla Platyhelminthes, Xenacoelomorpha, Nematoda, Acanthocephala, Myxozoa, Tardigrada, Cephalorhyncha, Nemertea, Echiura, Brachiopoda, Phoronida, Chaetognatha, and Chordata (invertebrates,

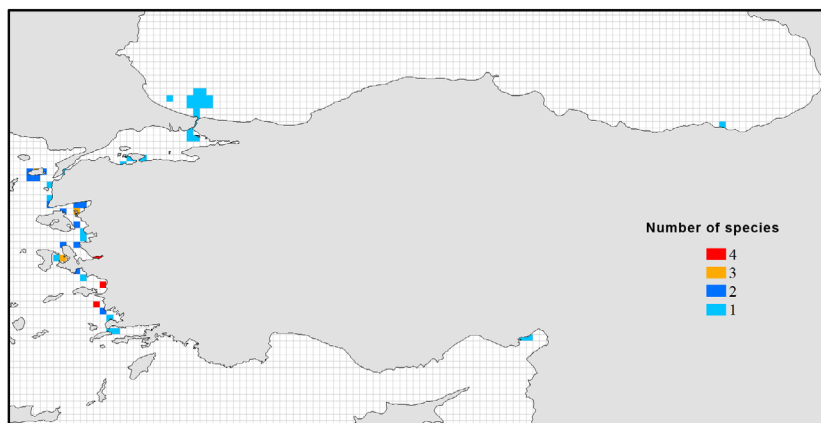


Figure 5. The distribution of the number of Appendicularia (Tunicata) species along the coasts of Turkey. Each grid has a dimension of 15×15 km.

only Tunicata, Cephalochordata, and Hemichordata), the majority of which have not been specifically studied in Turkey. The number of species given in the checklist in fact does not reflect the real diversity of these phyla along the coasts of Turkey since many areas and biotopes, especially deep water and coralligenous habitats, still remained largely unexplored.

References

- Akmirza A (2004). Parasite fauna of greater weever (*Trachinus draco* Linnaeus, 1758). *Acta Adriat* 45: 35–21.
- Akmirza A (2012). Metazoan parasite fauna of conger eel (*Conger conger* L.) near Gökçeada, northeastern Aegean Sea, Turkey. *Kafkas Univ Vet Fak Derg* 18: 845–848.
- Akmirza A (2013a). Parasitic cestodes of fish in the waters off Gökçeada, North Aegean Sea. *J Black Sea/Med Environ* 19: 178–184.
- Akmirza A (2013b). Digenean trematodes of fish in the waters off Gökçeada, the Aegean Sea, Turkey. *J Black Sea/Med Environ* 19: 283–298.
- Akmirza A (2014). Metazoan parasites of brown meagre (*Sciaena umbra* L. 1758) caught near Gökçeada, Turkey. *Turk J Vet Anim Sci* 38: 299–303.
- Appeltans W, Ahyong ST, Anderson G, Angel MV, Artois T, Bailly N, Bamber R, Barber A, Batsch I, Berta A et al. (2012). The magnitude of global marine species diversity. *Current Biol* 22: 2189–2202.
- Artüz ML, Sönmez B, Kubanç C (2014). First record of *Phyllochaetopterus socialis* (Annelida: Polychaeta) from a hydrothermal vent site in the Sea of Marmara, Turkey. *Mar Biodiv Rec* 7: 1–8.
- Aslan Cihangir H, Izquierdo Muñoz A, Pancucci Papadopoulou MA, Ramos Esplá AA, Can Yılmaz E (2011). *Microcosmus polymorphus* Heller, 1877 (Tunicata: Ascidiacea: Pyuridae)- A new addition to the fauna of the Turkish coasts. *Turk J Fish Aquat Sci* 11: 163–165.
- Avşar D (1997). Parasitic fauna of sprat (*Sprattus sprattus phalericus* Risso, 1826) from the Turkish Black Sea coast. *Acta Adriat* 38: 71–76.
- Ax P (1959a). Zur Systematik, Ökologie und Tiergeographie der Turbellarienfauna in den ponto-kaspischen Brackwassermeeeren. *Zool Jb Syst Okol Geogr Tiere* 87: 43–184 (in German).
- Ax P (1959b). Zur Kenntnis der Gattung *Promonotus* Beklemishev (Turbellaria, Proseriata). *Zool Anz* 163: 371–385 (in German).
- Aydın Ö, Önen M, Doğan A, Dağlı E, Sezgin M, Kayağan T, Öztürk B, Kırkım F (2007). Urla Limanı ve civarı (İzmir Körfezi, Ege Denizi) omurgasız bentik faunası. *EU Su Ürün Der* 24: 71–81 (in Turkish).
- Băcescu M (1961). Le role des îles dans la dispersion récente des espèces indo-pacifiques en Méditerranée occidentale et quelques observations sur la faune marine de L'île des serpents, en comparaison avec celle peuplant les parages prébosphoriques de la Mer Noire. In: V. Le peuplement des îles Méditerranéennes et la problème de l'insularité, Banyuls-sur-Mer. Paris, France: Centre National de la Recherche Scientifique, pp. 241–253 (in French).
- Băcescu MC, Müller GI, Gomiou MT (1971). *Ecologie Marina. Cercetări de ecologie bentală in Marea Neagră-Analiza cantitativă, calitativă și comparată a faunei bentală pontice.* Edit Acad Rep Soc Rom 4: 1–357 (in Romanian).

- Balkıs H (1992). Marmara Adası littoralinin makrobentosu üzerine bir ön araştırma. İ.Ü. Deniz Bilimleri ve Coğrafya Enstitüsü Bülteni 9: 309–327 (in Turkish).
- Bray R (2014). *Scolex pleuronectis* Müller, 1788. Accessed through: World Register of Marine Species at <http://www.marinespecies.org/aphia.php?p=taxdetails&id=105328> on 2014-05-23.
- Bulnes VN (2010). Five new Polycladida (Platyhelminthes: Acotylea) species from the Aegean Sea with remarks on the prostatic structures. J Nat Hist 44: 515–544.
- Bulnes VN, Kalkan E, Karhan SÜ (2009). Two new *Pleioplana* species (Platyhelminthes, Polycladida, Acotylea) from Turkey. J Nat Hist 43: 2273–2281.
- Çevic C, Ergüden D (2005). First record for two species [*Balanoglossus clavigerus* delle Chiaje, 1829, *Glandiceps talaboti* (Marion, 1876)] of the Phylum Hemichordata on the coast of Turkey. Turk J Zool 29: 141–145.
- Çınar ME, Bilecenoglu M, Öztürk B, Can A (2006a). New records of alien species on the Levantine coast of Turkey. Aquat Inv 1: 84–90.
- Çınar ME, Bilecenoglu M, Öztürk B, Katağan T, Yokeş MB, Aysel V, Dağlı E, Açıık S, Özcan T, Erdoğan H (2011). An updated review of alien species on the coasts of Turkey. Medit Mar Sci 12: 257–315.
- Çınar ME, Ergen Z, Ozturk B, Kirkim F (1998). Seasonal analysis of zoobenthos associated with a *Zostera marina* L. Bed in Gulbahce Bay (Aegean Sea, Turkey). PSZN: Mar Ecol 19: 147–162.
- Çınar ME, Katagan T, Koçak F, Öztürk B, Ergen Z, Kocatas A, Önen M, Kirkim F, Bakir K, Kurt G et al. (2008). Faunal assemblages of the mussel *Mytilus galloprovincialis* in and around Alsancak Harbour (Izmir Bay, eastern Mediterranean) with special emphasis on alien species. J Mar Sys 71: 1–17.
- Çınar ME, Katagan T, Öztürk B, Daglı E, Açıık S, Bitlis B, Bakir K, Dogan A (2012). Spatio-temporal distributions of zoobenthos in Mersin Bay (Levantine Sea, eastern Mediterranean) and the importance of alien species in benthic communities. Mar Biol Res 8: 954–968.
- Çınar ME, Katagan T, Öztürk B, Egemen Ö, Ergen Z, Kocatas A, Önen M, Kirkim F, Bakir K, Kurt G et al. (2006b). Temporal changes of soft-bottom zoobenthic communities in and around Alsancak Harbour (Izmir Bay, Aegean Sea), with special attention to the autecology of exotic species. Mar Ecol 27: 229–246.
- Coll M, Piroddi C, Steenbeek J, Kaschner K, Lasram FBR, Aguzzi J, Ballesteros E, Bianchi CN, Corbera J, Dailianis T et al. (2010). The biodiversity of the Mediterranean Sea: estimates, patterns and threats. PLoS One 5: e11842.
- Colombo A (1885). Racolte zoologische eseguite dal R. Pirascafa Washington nella campagna abissale Talassografica dell'anno. Rivist Marit 18: 22–53 (in Italian).
- Demir M (1952). Boğazlar ve adalar sahillerinin omurgasız dip hayvanları. İst Üniv Fen Fak Hidrobiol Araş Enst Yay 3: 1–615 (in Turkish).
- Demir M (1954a). Report on the plankton of the south eastern coast of the Black Sea. Hidrobiol 1: 284–286.
- Demir M (1954b). Türkiye'ye sahil veren iki büyük içdenizin tipik olan bazı fizikoşimik hususiyetleri ve bunların faunaya tesirleri. Hidrobiol Mecm Seri A 2: 144–163 (in Turkish).
- Diñçaslan YE, Öber A (2004). İzmir Körfezi'nde yaşayan bazı Ascidiacea (Tunicata) üyelerinin dorsal tüberkül yapıları. EÜ Su Ürün Derg 21: 119–121 (in Turkish).
- Doğanay A (1994). A record of *Hysterothylacium aduncum* (Rudolphi, 1802) in cod fish (*Merlangius merlangus*) in Black Sea. J Vet Fac Ank Univ 41: 208–217.
- Ehlers U (1986). Comments on a phylogenetic system of the Platyhelminthes. Hydrobiol 132: 1–12.
- Einarsson H, Gürtürk N (1959). On plankton communities in the Black Sea. Et Balık Kur Balık Araş Merk Rap 1: 1–28.
- Emig CC, Çınar ME, Ergen Z (2003). Phoronida from the eastern Mediterranean and Black Sea. Cah Biol Mar 44: 185–191.
- Ergen Z (1967). İzmir Körfezi'nin tespit edilen başlıca planktonik organizmalar. Ege Üniv Fen Fak İlmi Rap Ser 47: 1–27 (in Turkish).
- Ergen Z, Kocataş A, Katağan T, Çınar ME (1994). Gencelli Limanı (Aliağa-İzmir) bentik faunası. Ege Üniv Fen Fak Derg Seri B 16: 1047–1059 (in Turkish).
- Forbes E (1844). Report on the Mollusca and Radiata of the Aegean Sea, and on their distribution, considering as bearing on Geology. Rep 13th Meet Brit Assoc Adv Sci 13: 130–193.
- Geldiay R, Kocataş A (1972). Note préliminaire sur les peuplements benthiques du golfe d'Izmir. Sci Monogr Fac Sci Ege Univ 12: 3–33 (in French).
- Gibson R (1994). British Nemerteans (Synopsis of the British Fauna). Cambridge, UK: Cambridge University Press.
- Gökalp N (1972). Edremit, Bodrum ve İskenderun Körfezleri'nin plankton durumunun karşılaştırmalı incelenmesi. İst Üniv Hidrobiol Araş Enst Yay 3: 1–71 (in Turkish).
- Gözcüoğlu B (2011). Denizlerimizin Sakinleri. İstanbul, Turkey: Gökçe Ofset Basım Yayın Sanayi (in Turkish).
- Harant H, Vernières P (1933). Tuniciers. Fascicule 1: Ascidies. Faune de France 27: 1–99 (in French).
- Hofrichter R (2003). Das Mittelmeer. Fauna, Flora, Ökologie, Band II/1: Bestimmungsführer Procaryota, Protista, Fungi, Algae, Plantae, Animalia (bis Nemertea). Heidelberg, Germany: Spektrum-Verlag (in German).
- İşinibilir M, Svetlichny L, Hubareva E, Yılmaz İN, Ustun F, Belmonte G, Toklu-Alicli B (2011). Adaptability and vulnerability of zooplankton species in the adjacent regions of the Black and Marmara Seas. J Mar Sys 84: 18–27.
- İşmen P, İşmen A, Başusta N (2003). Species composition, distribution and breeding of Chaetognatha in Iskenderun Bay, the eastern Mediterranean. In: International Symposium of Fisheries and Zoology, İstanbul, pp. 89–102.

- Keser R, Bray RA, Oğuz MC, Çelen S, Erdoğan S, Doğuturk S, Aklandoğlu G, Marti B (2007). Helminth parasites of digestive tract of some teleost fish caught in the Dardanelles at Çanakkale, Turkey. *Helminthologia* 44: 217–221.
- Kharkevych KO, Sergeeva NG (2013). Deep-water Tardigrada of the Istanbul Strait's (Bosporus) outlet area of the Black Sea. *Vest Zool* 47: 17–27.
- Kiseleva MI (1961). Qualitative and quantitative aspects of benthos in the Aegean coast of the Dardanel. *USRR Sci Acad Stud Sevast Biol Sta* 14: 135–146.
- Kiseleva MI (1969). Sostav i raspredelenie bentosa v Pribosforskom raione Chernogo morya. In: Vodyanitsky VA, Greze VN, Dolgopolskaya MA, Pavlova EV, editors. *Vodoobmen cherez Bosfor i ego vliyanie ha gidrologiyu i biologiyu Chernogo morya*. Kiev, Ukraine: Naukova Dumka, pp. 233–253 (in Russian).
- Kocataş A (1978). İzmir Körfezi kayalık sahillerinin bentik formları üzerinde kalitatif ve kantitatif araştırmalar. *Sci Monog Fac Sci Ege Univ* 12: 1–93 (in Turkish).
- Lakkis S, Toklu B (2007). Contribution to the study of zooplankton community in Iskenderun Bay (North-eastern Mediterranean). *Rapp Comm Int Mer Médit* 38: 527.
- Mavili S (1987). Türkiye'nin Ege Denizi kıyıları yüzey sularında bulunan Appendicularia (Tunicata) türleri. *Doğa T Zool Der* 11: 128–135 (in Turkish).
- Moravec F, Genc E (2004). Redescription of three *Philometra* spp. (Nematoda, Philometridae) from the gonads of marine perciform fishes of Iskenderun Bay (North-East Mediterranean), Turkey. *Acta Parasit* 49: 31–40.
- Mutlu E, Ergev MB (2008). Spatio-temporal distribution of soft-bottom epibenthic fauna on the Cilician shelf (Turkey), Mediterranean Sea. *Rev Biol Trop* 56: 1919–1946.
- Nalbantoğlu Ü (1955). Uskumru balıklarının mide muhteviyatı. *Hidrobiol Mecm Seri A* 3: 1–9 (in Turkish).
- Ocaña O, Bacallado JJ, Núñez J, Brito A (1991). Presencia de *Phoronis australis* Haswell, 1883 (Phoronida, Lophophorata) en las Islas Canarias. *Vieraea* 20: 83–88 (in Spanish).
- Oğuz MC, Bray RA (2006). Digenetic trematodes of some teleost fishes off the Mudanya coast (Sea of Marmara, Turkey). *Helminthologia* 43: 161–167.
- Oğuz MC, Bray RA (2008). Cestode and monogenea of some teleost fishes off the Mudanya coast (Sea of Marmara, Turkey). *Helminthologia* 45: 192–195.
- Öktener A (2005). A checklist of parasitic helminths reported from sixty-five species of marine fish from Turkey including two new records of monogeneans. *Zootaxa* 1063: 33–52.
- Okuş E, Altok H, Yüksek A, Yılmaz N, Aslan Yılmaz A, Karhan SÜ, Demirel N, Müftüoğlu E, Demir V, Zeki S et al. (2007). Biodiversity in western part of the Fethiye Bay. *J Black Sea/Med Environ* 13: 19–34.
- Ören E (1970). *Sagitta megalopthalma* S. Dalot-F.Ducret, 1969 in Turkish waters and in Bay of Naples. *Publ Hyd Res Inst Fac Sci Univ Ist* 4: 27.
- Ostroumoff A (1894). Dal'neishie materialyi k estestvennoi istoriyii Bosfora. *Bull Acad Imp Sci Saint Petersburg* 74: 1–46 (in Russian).
- Ostroumoff A (1896). Otchet o dragirovkax i planktonnyix ulovax ekspeditsii "Selyanika". *Bull Acad Imp Sci Saint Petersburg* 5: 33–92 (in Russian).
- Özer A (2007). Metazoan parasite fauna of the round goby *Neogobius melanostomus* Pallas, 1811 (Perciformes: Gobiidae) collected from the Black Sea coast at Sinop, Turkey. *J Nat Hist* 41: 483–492.
- Özer A, Güneydağ S (2014). First report of some parasites from Mediterranean mussel, *Mytilus galloprovincialis* Lamarck, 1819 collected from Sinop coasts of the Black Sea. *Turk J Zool* 38: 486–490.
- Özer A, Yurakhno V (2013). Parasite fauna of garfish *Belone belone* collected from Sinop coasts of the Black Sea, Turkey. *Bull Eur Ass Fish Pathol* 33: 171–180.
- Öztürk B, Aktan Y, Topaloğlu B, Keskin Ç, Karakulak S, Öztürk AA, Dede A, Türkozan O (2004). Marine Life of Turkey in the Aegean and Mediterranean Seas. İstanbul, Turkey: Turkish Marine Research Foundation.
- Öztürk T, Özer A (2008). Sarıkum Lagünü'nden yakalanan pisi balığının *Platichthys flesus* L. 1758, parazit faunası ve konak faktörlerine göre bulunuşu. *J FishSci.com* 2: 403–418 (in Turkish).
- Philippe H, Brinkmann H, Copley RR, Moroz LL, Nakano H, Poustka AJ, Wallberg A, Peterson KJ, Telford MJ (2011). Acoelomorph flatworms are deuterostomes related to *Xenoturbella*. *Nature* 470: 255–260.
- Pınar E (1974). Türkiye'nin bazı limanlarında fouling-boring organizmalar ve antifouling-antiboring boyaların bunlar üzerine etkisi. *Ege Üniv Fen Fak İlmî Rap Ser* 170: 1–67 (in Turkish).
- Ramos-Espla AA, Izquierdo A, Çınar ME (2013). *Microcosmus exasperatus* (Ascidacea: Pyuridae), current distribution in the Mediterranean Sea. *Mar Biodiv Rec* 6: e89.
- Svetlichny L, Hubareva E, Kideys A, İşinibilir M, Shmeleva A (2006). Zooplankton community state in the northeastern Marmara Sea during early autumn with comments on mass mortality of the Black Sea species due to the salinity gradient. *J Black Sea/Med Environ* 12: 213–231.
- Tarkan AN (2000). Abundance and distribution of zooplankton in coastal area of Gökçeada Island (northern Aegean Sea). *Turk J Mar Sci* 6: 201–214.
- Tepe Y, Oğuz MC (2013). Nematode and acanthocephalan parasites of marine fish of the eastern Black Sea coasts of Turkey. *Turk J Zool* 37: 753–760.
- Tepe Y, Oğuz MC, Heckmann EA (2014). Digenic and cestode parasites of teleost fish from the eastern Black Sea region. *Turk J Zool* 38: 209–215.
- Terbiyık T, Cevik C, Toklu-Alıcı B, Sarihan E (2007). First record of *Ferosagitta galerita* (Dallot, 1971) [Chaetognatha] in the Mediterranean Sea. *J Plank Res* 29: 721–726.

- Tokşen E, Gamsız K (2005). Yetiştiriciliği yapılan *Argyrosomus regius* (sarı agiz) balıklarında görülen *Benedenia sciaenae* Van Beneden, 1856 (Monogenea: Capsalidae) enfestasyonu ve tedavisi. In: XIII Su Ürünleri Sempozyumu, Çanakkale, Turkey, 1-4 September (in Turkish).
- Tyler S, Schilling S (2011). Phylum Xenacoelomorpha Philippe et al., 2011. In: Zhang ZQ, editor. Animal Biodiversity: An Outline of Higher-Level Classification and Survey of Taxonomic Richness. Zootaxa 3148: 24-25.
- Ürkmez D, Brennan ML (2013). A new species of *Halaphanolaimus* (Nematoda: Leptolaimidae) from the southern Black Sea (Turkey) with a modified key for species identification. Zootaxa 3691: 220-238.
- Ürkmez D, Sergeeva NG, Sezgin M (2011). Seasonal changes of nematodes from Sinop coasts of the Black Sea. In: 6th International Conference EMMM, Russia, 19-22 September 2011, pp. 1-8.
- Utuk AE, Piskin FC, Balkaya I (2012). Molecular detection of *Anisakis pegreffii* in horse mackerels (*Trachurus trachurus*) sold for human consumption in Erzurum Province of Turkey. Kafkas Univ Vet Fak Derg 18: 303-307.
- Uysal A (1976). Türkiye suları Ascidia'ları. İst Üniv Fen Fak Hid Araş Enst Yay 15: 1-29 (in Turkish).
- Uysal A, Yüksek A, Okuş E, Yılmaz N (2002). Benthic community structure of the Bosphorus and surrounding area. Water Sci Tech 46: 37-44.
- Vanaverbeke J, Vincx M (2014). *Desmodora pontica* Filipjev, 1922. In: Vanaverbeke J, Bezerra TN, Braeckman U, De Groote A, De Meester N, Deprez T, Derycke S, Guilini K, Hauquier F, Lins L et al., editors. NeMys. World Database of Free-Living Nematodes. Accessed through: World Register of Marine Species at <http://www.marinespecies.org/aphia.php?p=taxdetails&id=120977> on 2014-05-23.
- Wirtz P (2006). Ten invertebrates new for the marine fauna of Madeira. Arquipélago Life Mar Sci 23A: 75-78.
- Yukse A, Yılmaz N, Okus E, Uysal Z, Shmeleva AA, Gubanova AD, Altukhov D, Polat-Beken SÇ (2002). Spatio-temporal variations in zooplankton communities and influence of environmental factors on them in SW Black Sea and the Sea of Marmara. In: Yılmaz A, editor. Oceanography of the Eastern Mediterranean and Black Sea: Similarities and Differences of Two Interconnected Basins. Ankara, Turkey: TÜBİTAK, pp 774-784.