

8º CONGRESSO DA
ASSOCIAÇÃO DE MÉDICOS AUDITORES E CODIFICADORES CLÍNICOS



Codificação de Cirurgia ORL

Faringe/Laringe

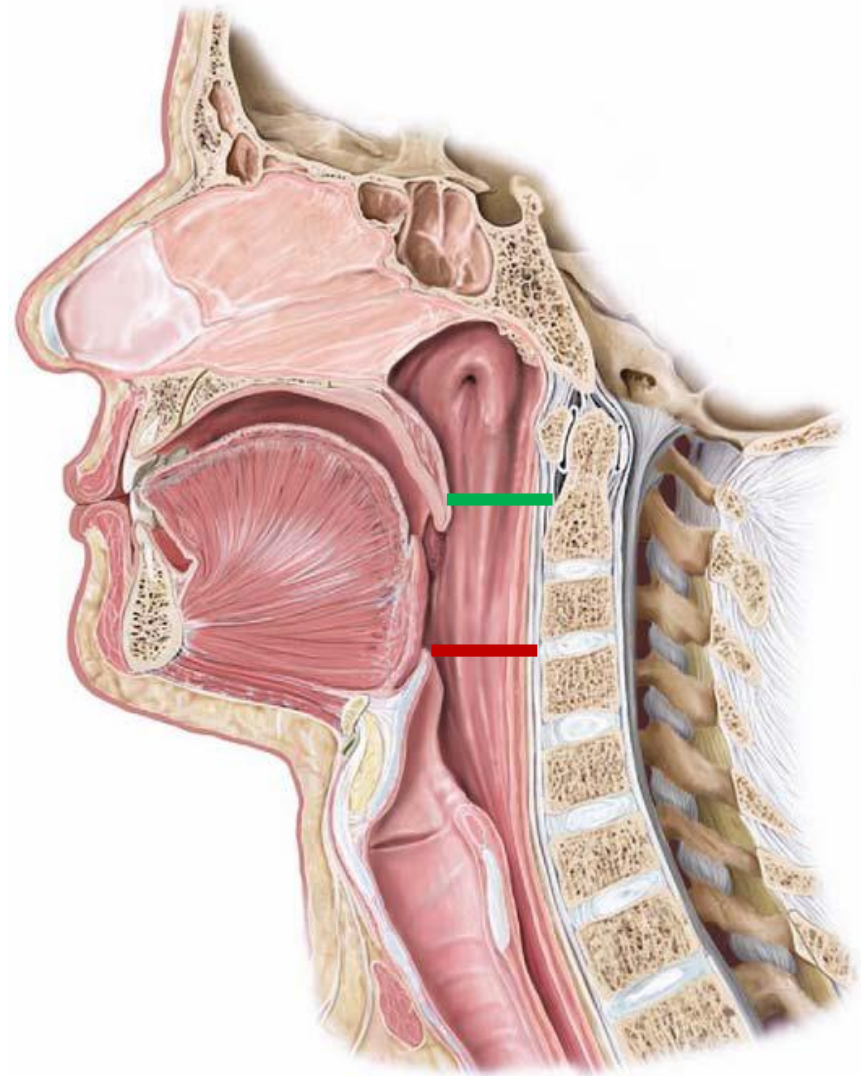
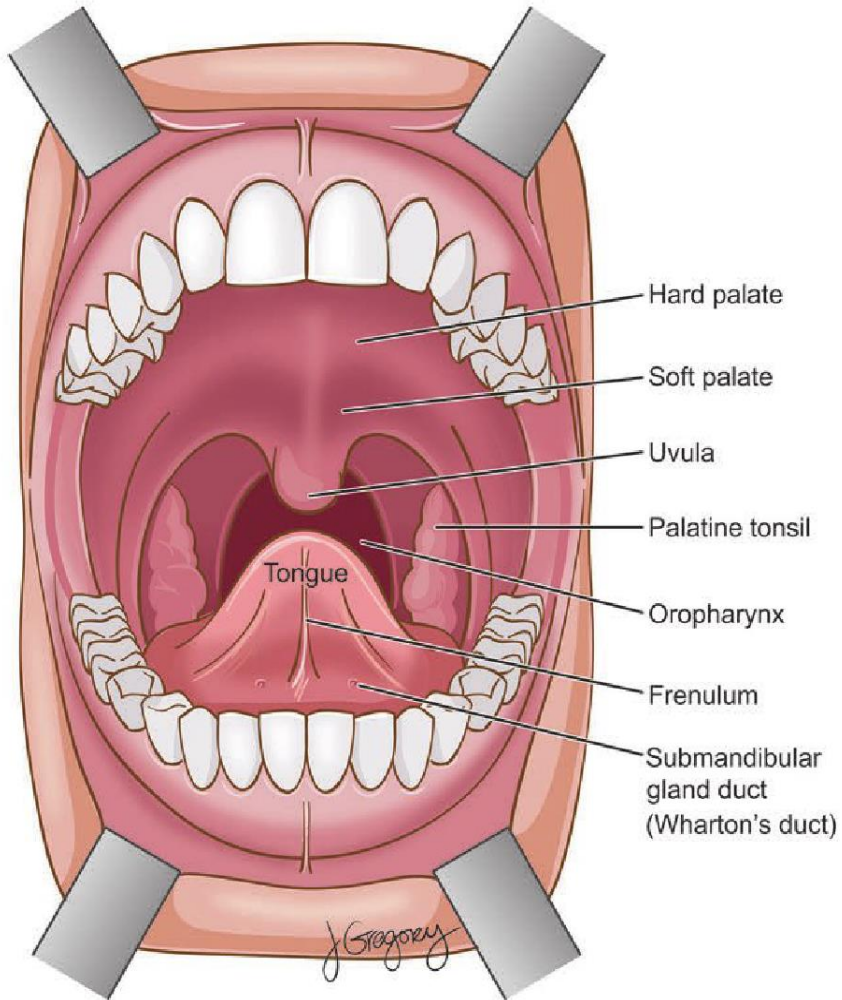


SÃO JOÃO

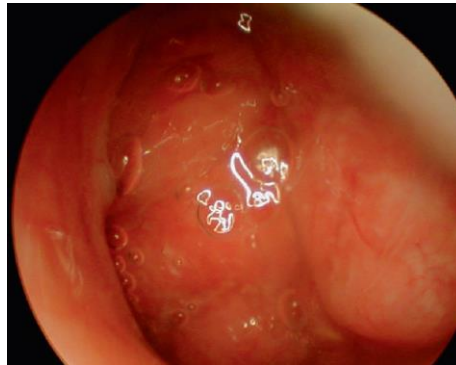
Margarida Santos


Serviço de Otorrinolaringologia do Centro Hospitalar de S. João, EPE

Codificação de Cirurgia ORL: Faringe/Laringe

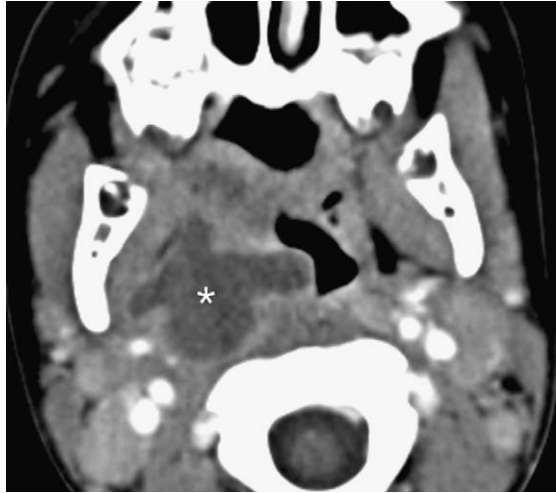


Codificação de Cirurgia ORL: Faringe/Laringe

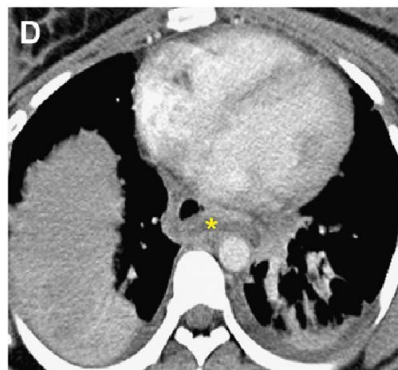
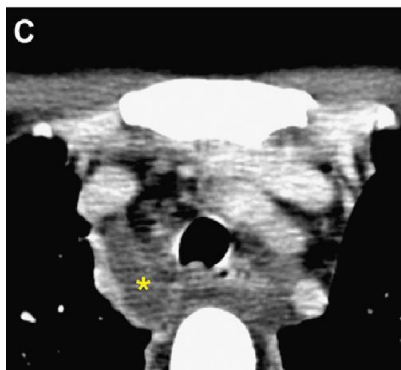
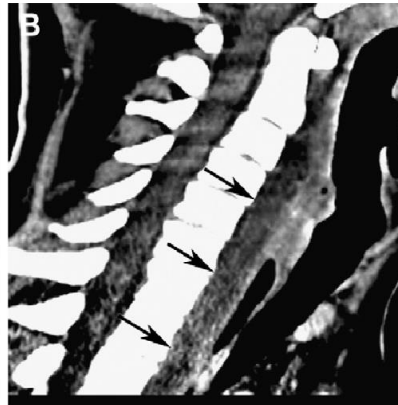
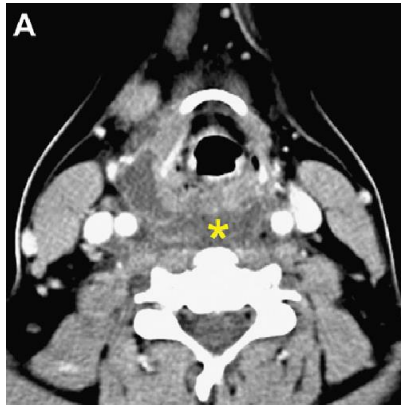


- 474 Chronic disease of tonsils and adenoids
 - 474.0 Chronic tonsillitis and adenoiditis
 - Excludes** acute or unspecified tonsillitis (463)
 - 474.00 Chronic tonsillitis
 - Coding Clinic:** 1984, Nov-Dec, P16
 - 474.01 Chronic adenoiditis
 - 474.02 Chronic tonsillitis and adenoiditis
 - 474.1 Hypertrophy of tonsils and adenoids
 - Enlargement of tonsils or adenoids
 - Hyperplasia of tonsils or adenoids
 - Hypertrophy of tonsils or adenoids
 - Excludes** that with:
 - adenoiditis (474.01)
 - adenoiditis and tonsillitis (474.02)
 - tonsillitis (474.00)
 - 474.10 Tonsils with adenoids
 - Coding Clinic:** 2005, Q2, P16
 - 474.11 Tonsils alone
 - Coding Clinic:** 1984, Nov-Dec, P16
 - 474.12 Adenoids alone
 - 474.2 Adenoid vegetations
 - 474.8 Other chronic disease of tonsils and adenoids
 - Amygdalolith
 - Calculus, tonsil
 - Cicatrix of tonsil (and adenoid)
 - Tonsillar tag
 - Ulcer, tonsil
 - 474.9 Unspecified chronic disease of tonsils and adenoids
 - Disease (chronic) of tonsils (and adenoids)
- 475 Peritonsillar abscess 
 - Abscess of tonsil
 - Peritonsillar cellulitis
 - Quinsy
 - Excludes** tonsillitis:
 - acute or NOS (463)
 - chronic (474.0)
 - Ex:** 475, 519.8-519.9

Codificação de Cirurgia ORL: Faringe/Laringe



- 478.2 Other diseases of pharynx, not elsewhere classified
 - 478.20 Unspecified disease of pharynx
 - 478.21 Cellulitis of pharynx or nasopharynx ☞
☞ 478.20-478.24, 519.8-519.9
 - 478.22 Parapharyngeal abscess ☞
☞ 478.20-478.24, 519.8-519.9
 - 478.24 Retropharyngeal abscess ☞
☞ 478.20-478.24, 519.8-519.9
 - 478.25 Edema of pharynx or nasopharynx
 - 478.26 Cyst of pharynx or nasopharynx
 - 478.29 Other
 - Abscess of pharynx or nasopharynx
 - Excludes** ulcerative pharyngitis (462)



Codificação de Cirurgia ORL: Faringe/Laringe



● 464 Acute laryngitis and tracheitis

Excludes that associated with influenza (487.1, 488.02, 488.12)
that due to *Streptococcus* (034.0)

● 464.0 Acute laryngitis

Laryngitis (acute):

NOS

edematous

Hemophilus influenzae [*H. influenzae*]

pneumococcal

septic

suppurative

ulcerative

Excludes chronic laryngitis (476.0–476.1)
influenzal laryngitis (487.1, 488.02, 488.12)

464.00 Without mention of obstruction

464.01 With obstruction

Ex: 012.20-012.86, 464.00-464.31, 519.8-519.9



● 464.3 Acute epiglottitis

Viral epiglottitis

Excludes epiglottitis, chronic (476.1)

464.30 Without mention of obstruction

Ex: 464.01, 464.30-464.31, 464.51

464.31 With obstruction

Ex: 012.20-012.86, 017.90-017.96, 464.10-464.31, 519.8-519.9

464.4 Croup

Croup syndrome

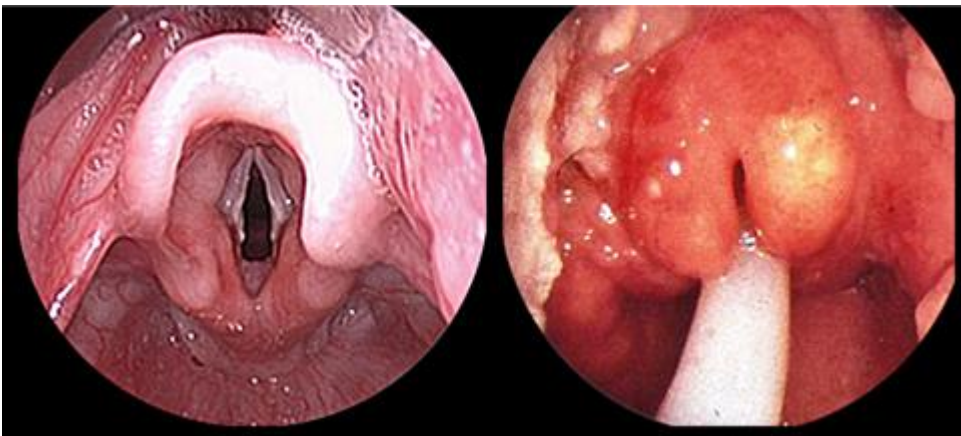
● 464.5 Supraglottitis, unspecified

464.50 Without mention of obstruction



Coding Clinic: 2001, Q4, P42-43

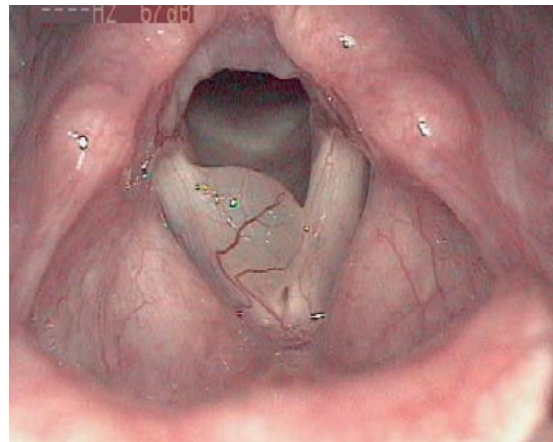
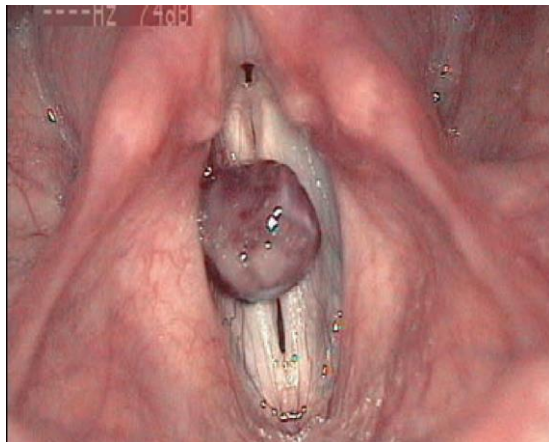
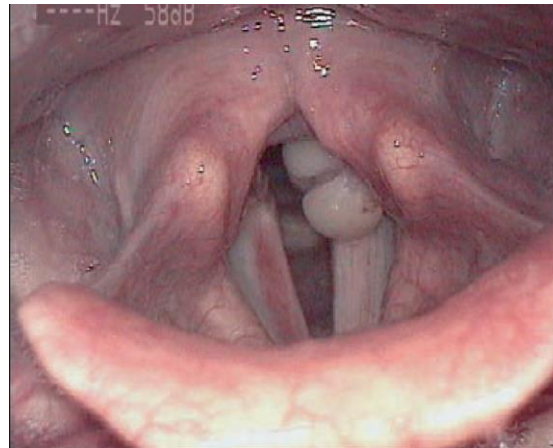
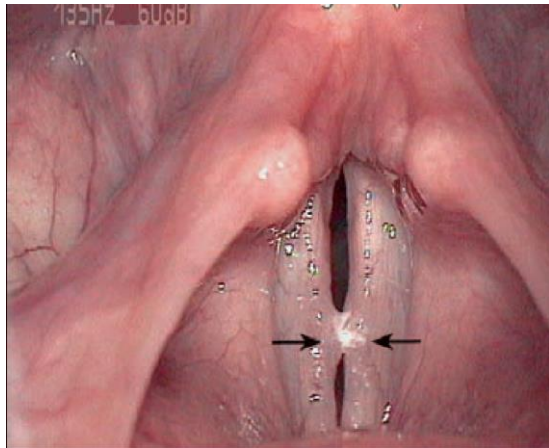
464.51 With obstruction

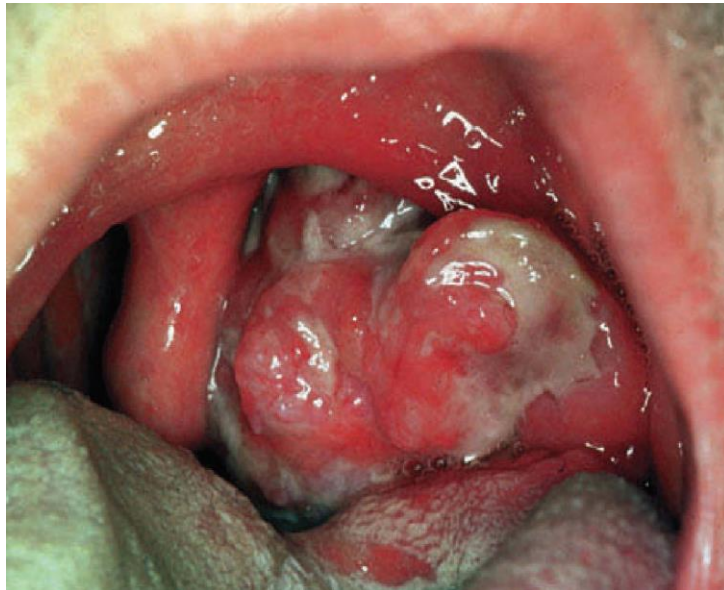
Ex: 012.20-012.86, 017.90-017.96, 464.00-464.31, 519.8-519.9





- 478.3 Paralysis of vocal cords or larynx
 - 478.30 Paralysis, unspecified
 - Laryngoplegia
 - Paralysis of glottis
 - 478.31 Unilateral, partial
 - 478.32 Unilateral, complete
 - 478.33 Bilateral, partial
 - 478.34 Bilateral, complete 
 -  478.30-478.34, 478.5, 478.70, 519.8-519.9
- 478.4 Polyp of vocal cord or larynx
 - Excludes** adenomatous polyps (212.1)
- 478.5 Other diseases of vocal cords
 - Abscess of vocal cords
 - Cellulitis of vocal cords
 - Granuloma of vocal cords
 - Leukoplakia of vocal cords
 - Chorditis (fibrinous) (nodosa) (tuberosa)
 - Singers' nodes
- 478.6 Edema of larynx
 - Edema (of):
 - glottis
 - subglottic
 - supraglottic





● 146 Malignant neoplasm of oropharynx

146.0 Tonsil

Tonsil: NOS
faucial

Tonsil: palatine

Excludes *lingual tonsil (141.6)*
pharyngeal tonsil (147.1)

Coding Clinic: 1987, Sept-Oct, P8

146.1 Tonsillar fossa

146.2 Tonsillar pillars (anterior) (posterior)

Faucial pillar
Glossopalatine fold
Palatoglossal arch
Palatopharyngeal arch

146.3 Vallecula

Anterior and medial surface of the pharyngoepiglottic fold

146.4 Anterior aspect of epiglottis

Epiglottis, free border [margin]
Glossoepiglottic fold(s)

Excludes *epiglottis:*
NOS (161.1)
suprahyoid portion (161.1)

146.5 Junctional region

Junction of the free margin of the epiglottis, the aryepiglottic fold, and the pharyngoepiglottic fold

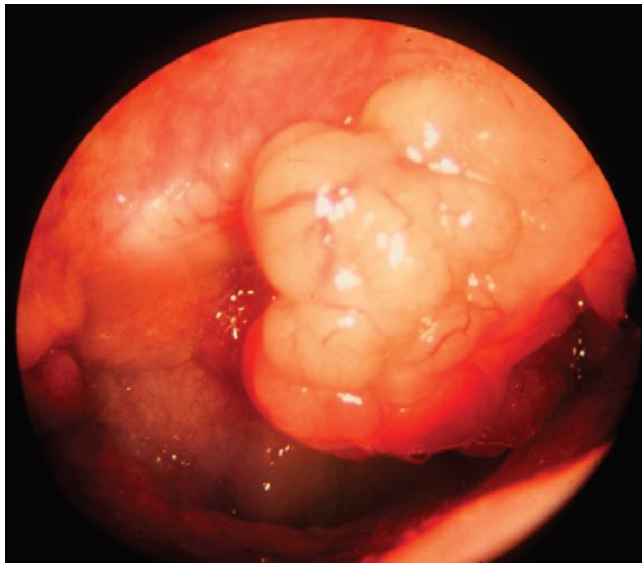
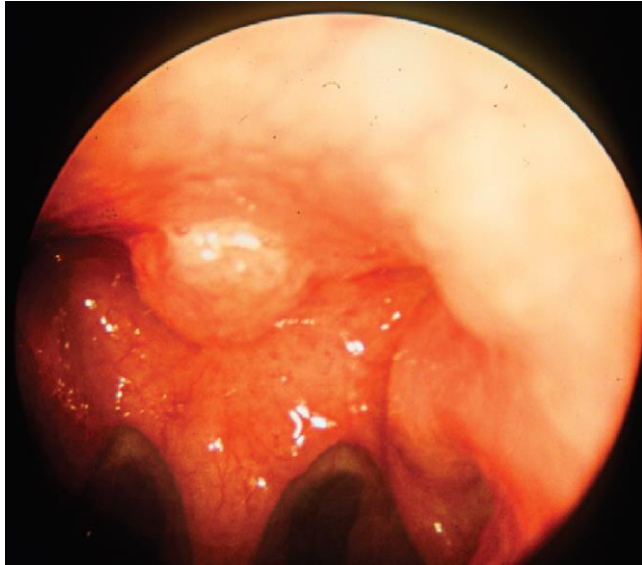
146.6 Lateral wall of oropharynx

146.7 Posterior wall of oropharynx

146.8 Other specified sites of oropharynx

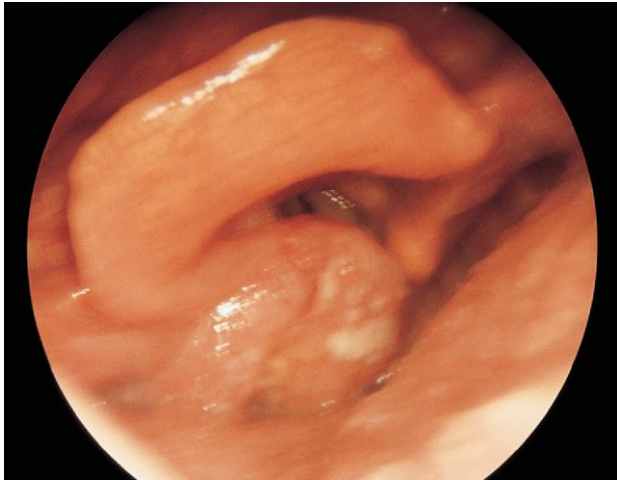
Branchial cleft
Malignant neoplasm of contiguous or overlapping sites of oropharynx whose point of origin cannot be determined

146.9 Oropharynx, unspecified

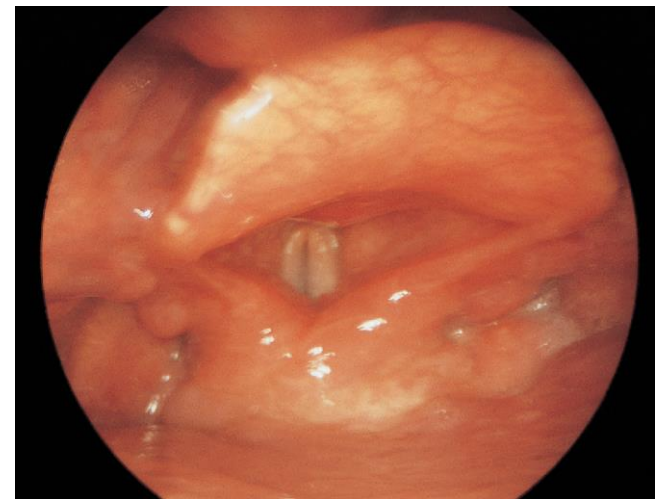
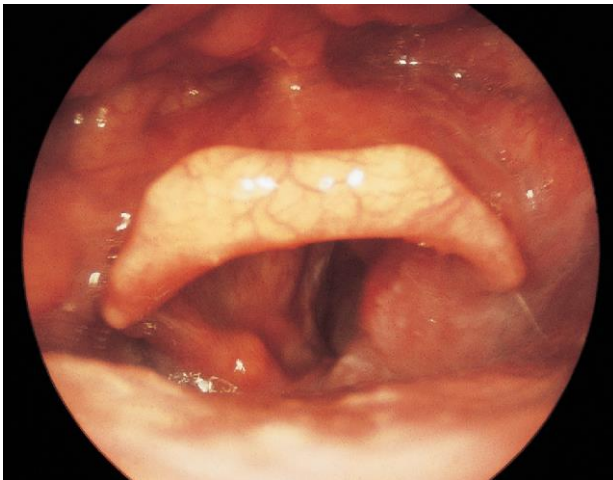


- 147 Malignant neoplasm of nasopharynx
 - 147.0 Superior wall
 - Roof of nasopharynx
 - 147.1 Posterior wall
 - Adenoid Pharyngeal tonsil
 - 147.2 Lateral wall
 - Fossa of Rosenmüller Pharyngeal recess
 - Opening of auditory tube
 - 147.3 Anterior wall
 - Floor of nasopharynx
 - Nasopharyngeal [posterior] [superior] surface of soft palate
 - Posterior margin of nasal septum and choanae
 - 147.8 Other specified sites of nasopharynx
 - Malignant neoplasm of contiguous or overlapping sites of nasopharynx whose point of origin cannot be determined
 - 147.9 Nasopharynx, unspecified
 - Nasopharyngeal wall NOS

Codificação de Cirurgia ORL: Faringe/Laringe



- 148 Malignant neoplasm of hypopharynx
 - 148.0 Postcricoid region
 - Behind the cricoid cartilage of neck*
 - 148.1 Pyriform sinus
 - Pyriform fossa
 - 148.2 Aryepiglottic fold, hypopharyngeal aspect
 - Aryepiglottic fold or interarytenoid fold:
 - NOS
 - marginal zone
 - Excludes** *aryepiglottic fold or interarytenoid fold, laryngeal aspect (161.1)*
 - 148.3 Posterior hypopharyngeal wall
 - 148.8 Other specified sites of hypopharynx
 - Malignant neoplasm of contiguous or overlapping sites of hypopharynx whose point of origin cannot be determined
 - 148.9 Hypopharynx, unspecified
 - Hypopharyngeal wall NOS
 - Hypopharynx NOS



Codificação de Cirurgia ORL: Faringe/Laringe



● 161 Malignant neoplasm of larynx

161.0 Glottis

Intrinsic larynx

Laryngeal commissure (anterior) (posterior)

True vocal cord

True vocal cords (lower vocal folds) produce vocalization when air from lungs passes between them. Check your documentation. Code 161.1 is for malignant neoplasm of false vocal cords.

Vocal cord NOS

161.1 Supraglottis

Aryepiglottic fold or interarytenoid fold, laryngeal aspect

Epiglottis (suprahoid portion) NOS

Extrinsic larynx

False vocal cords

False vocal cords (upper vocal folds) are not involved in vocalization. Check your documentation. Code 161.0 is for true vocal cords.

Posterior (laryngeal) surface of epiglottis

Ventricular bands

Excludes anterior aspect of epiglottis (146.4)
aryepiglottic fold or interarytenoid fold:
NOS (148.2)
hypopharyngeal aspect (148.2)
marginal zone (148.2)

161.2 Subglottis

161.3 Laryngeal cartilages

Cartilage:

arytenoid

cricoid

Cartilage:

cuneiform

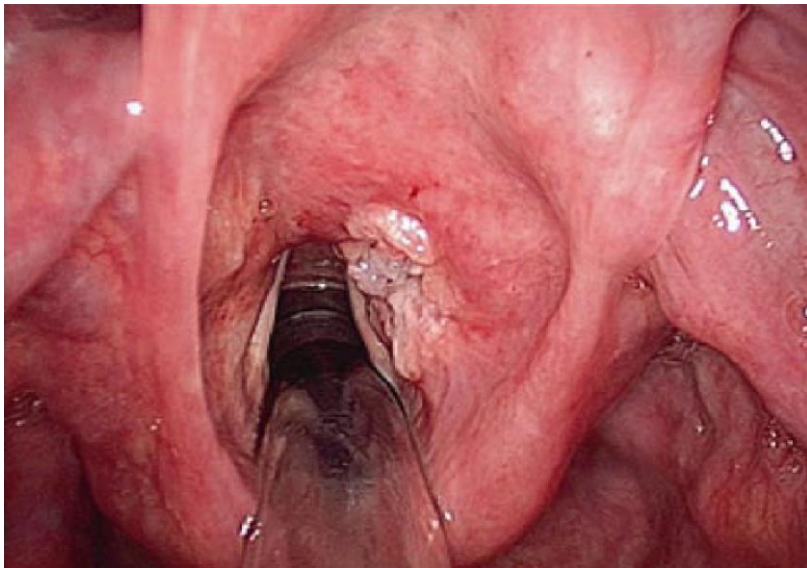
thyroid

161.8 Other specified sites of larynx

Malignant neoplasm of contiguous or overlapping sites of larynx whose point of origin cannot be determined

Coding Clinic: 2007, Q3, P8-9

161.9 Larynx, unspecified



● 196 Secondary and unspecified malignant neoplasm of lymph nodes

Excludes any malignant neoplasm of lymph nodes, specified as
primary (200.0–202.9)
Hodgkin's disease (201.0–201.9)
lymphosarcoma (200.1)
other forms of lymphoma (202.0–202.9)
reticulosarcoma (200.0)
secondary neuroendocrine tumor of (distant) lymph nodes (209.71)

Coding Clinic: 1992, Q2, P3-4

196.0 Lymph nodes of head, face, and neck

Cervical	Scalene
Cervicofacial	Supraclavicular



● 40 Operations on lymphatic system

Coding Clinic: 1993, Q3, P12

✘ 40.0 Incision of lymphatic structures

● 40.2 Simple excision of lymphatic structure

Excludes biopsy of lymphatic structure (40.11)

✘ 40.21 Excision of deep cervical lymph node

● 40.4 Radical excision of cervical lymph nodes

Resection of cervical lymph nodes down to muscle and deep fascia

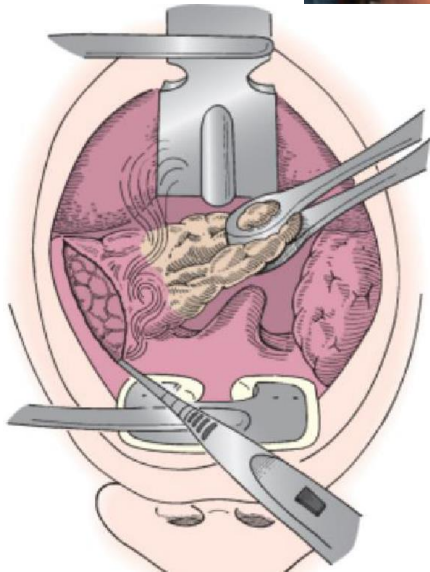
Excludes that associated with radical laryngectomy (30.4)

✘ 40.40 Radical neck dissection, not otherwise specified

✘ 40.41 Radical neck dissection, unilateral

Coding Clinic: 2005, Q2, P8-9; 1999, Q2, P6-7

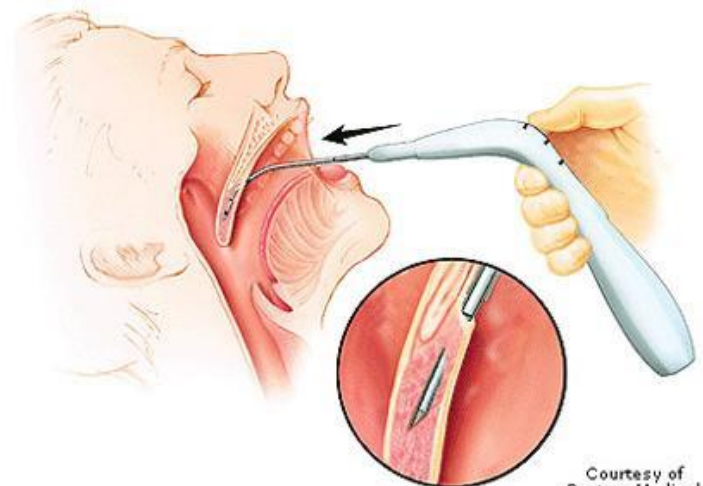
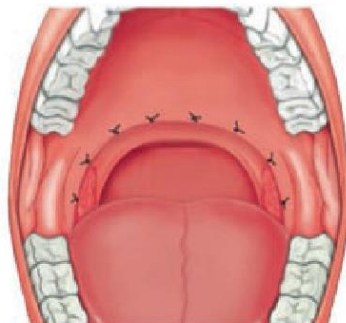
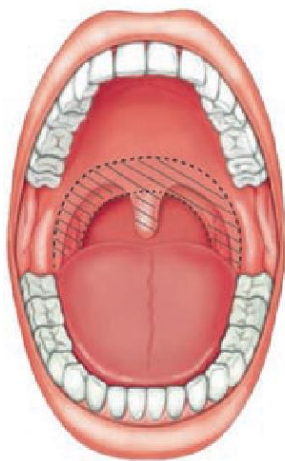
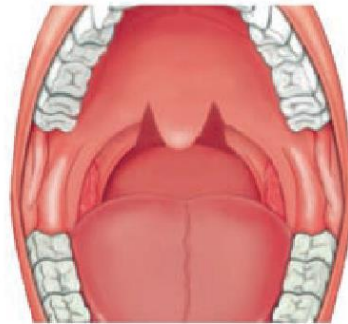
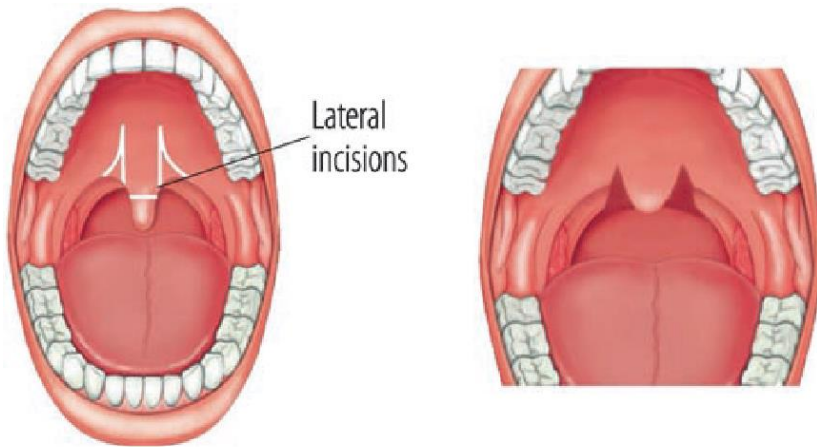
✘ 40.42 Radical neck dissection, bilateral



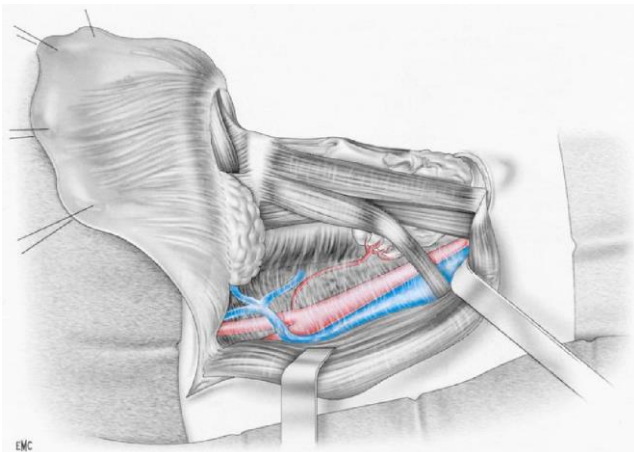
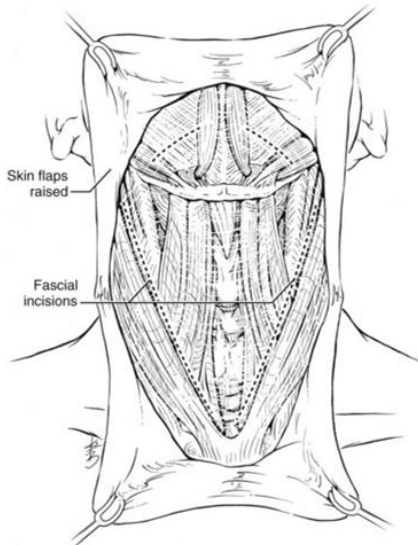
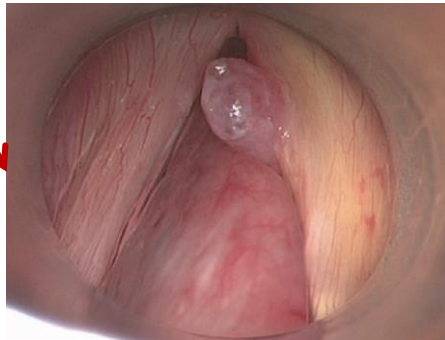
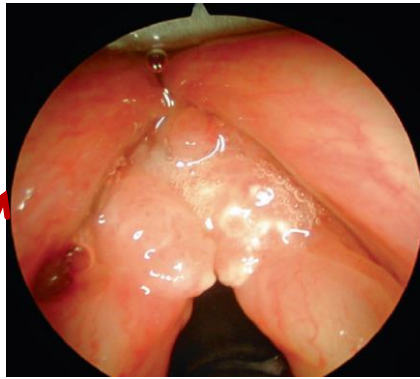
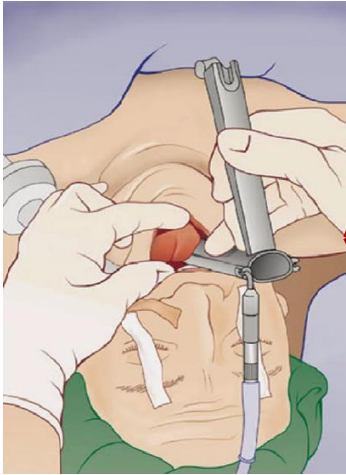
- 28 Operations on tonsils and adenoids
 - ✘ 28.0 Incision and drainage of tonsil and peritonsillar structures
Drainage (oral) (transcervical) of:
 - parapharyngeal abscess
 - peritonsillar abscess
 - retropharyngeal abscess
 - tonsillar abscess
 - 28.1 Diagnostic procedures on tonsils and adenoids
 - ✘ 28.11 Biopsy of tonsils and adenoids
 - ✘ 28.19 Other diagnostic procedures on tonsils and adenoids
 - Excludes** soft tissue x-ray (87.09)
 - ✘ 28.2 Tonsillectomy without adenoidectomy
Coding Clinic: 1997, Q1, P5; 1990, Q2, P23
 - ✘ 28.3 Tonsillectomy with adenoidectomy
Coding Clinic: 2005, Q2, P16
 - ✘ 28.4 Excision of tonsil tag
 - ✘ 28.5 Excision of lingual tonsil
 - ✘ 28.6 Adenoidectomy without tonsillectomy
Excision of adenoid tag
 - ✘ 28.7 Control of hemorrhage after tonsillectomy and adenoidectomy
Coding Clinic: 2005, Q2, P16

● 27.6 Palatoplasty

- ✘ 27.61 Suture of laceration of palate
- ✘ 27.62 Correction of cleft palate
Correction of cleft palate by push-back operation
Excludes revision of cleft palate repair (27.63)
- ✘ 27.63 Revision of cleft palate repair
Secondary:
attachment of pharyngeal flap
lengthening of palate
Coding Clinic: 1996, Q1, P14
- 27.64 Insertion of palatal implant
Coding Clinic: 2004, Q4, P117-118
- ✘ 27.69 Other plastic repair of palate
Code also any insertion of palatal implant (27.64)
Excludes fistulectomy of mouth (27.53)

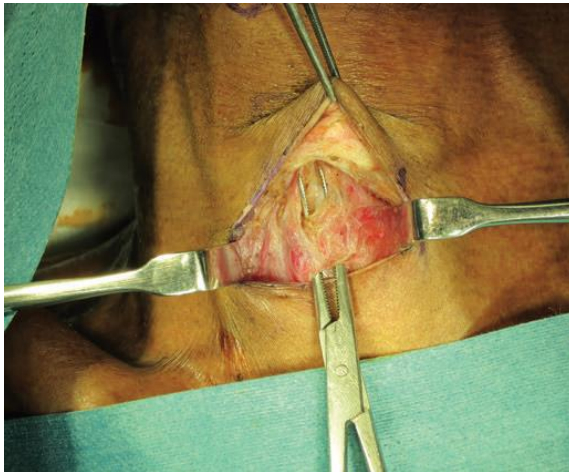
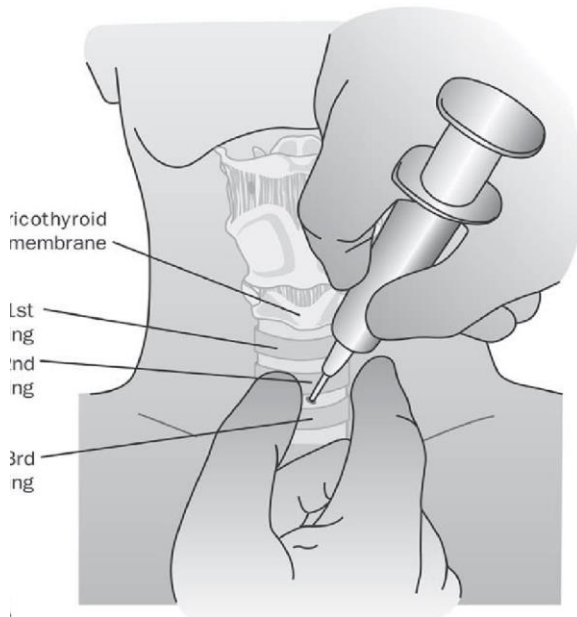


Codificação de Cirurgia ORL: Faringe/Laringe



- 31.4 Diagnostic procedures on larynx and trachea
 - 31.41 Tracheoscopy through artificial stoma
 - Excludes** that with biopsy (31.43–31.44)
 - 31.42 Laryngoscopy and other tracheoscopy
 - Excludes** that with biopsy (31.43–31.44)
 - 31.43 Closed [endoscopic] biopsy of larynx
 - 31.44 Closed [endoscopic] biopsy of trachea
 - ✘ 31.45 Open biopsy of larynx or trachea

- 30 Excision of larynx
 - 30.0 Excision or destruction of lesion or tissue of larynx
 - ✘ 30.01 Marsupialization of laryngeal cyst
 - ✘ 30.09 Other excision or destruction of lesion or tissue of larynx
 - Stripping of vocal cords
 - Excludes** biopsy of larynx (31.43)
 - laryngeal fistulectomy (31.62)
 - laryngotracheal fistulectomy (31.62)
 - ✘ 30.1 Hemilaryngectomy
 - 30.2 Other partial laryngectomy
 - ✘ 30.21 Epiglottidectomy
 - ✘ 30.22 Vocal cordectomy
 - Excision of vocal cords
 - ✘ 30.29 Other partial laryngectomy
 - Excision of laryngeal cartilage
 - ✘ 30.3 Complete laryngectomy
 - Block dissection of larynx (with thyroidectomy) (with synchronous tracheostomy)
 - Laryngopharyngectomy
 - Excludes** that with radical neck dissection (30.4)
 - Coding Clinic: 2012, Q1, P9-10
 - ✘ 30.4 Radical laryngectomy
 - Complete [total] laryngectomy with radical neck dissection (with thyroidectomy) (with synchronous tracheostomy)



● 31 Other operations on larynx and trachea

31.0 Injection of larynx

Injection of inert material into larynx or vocal cords

31.1 Temporary tracheostomy

Temporary percutaneous dilatational tracheostomy [PDT]
Tracheostomy for assistance in breathing

Code also any synchronous bronchoscopy, if performed (33.21–33.24, 33.27)

◆ **Non-OR Procedure that affects MS-DRG assignment to MS-DRG 003-004, 011-013**

Coding Clinic: 2013, Q1, P19; 1997, Q1, P6

● 31.2 Permanent tracheostomy

✳ 31.21 Mediastinal tracheostomy

✳ 31.29 Other permanent tracheostomy

Permanent percutaneous dilatational tracheostomy [PDT]

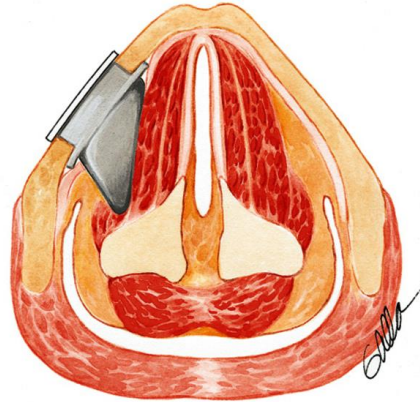
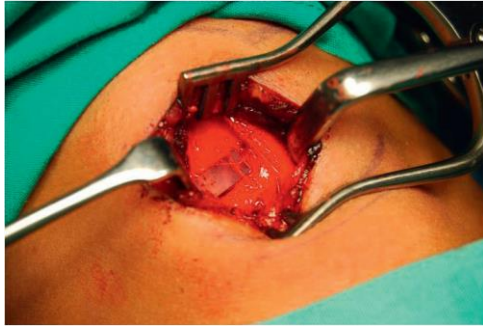
Excludes that with laryngectomy (30.3–30.4)

Code also any synchronous bronchoscopy, if performed (33.21–33.24, 33.27)

Coding Clinic: 2013, Q1, P19; 2012, Q4, P84; 2005, Q2, P8-9; 2002, Q2, P6

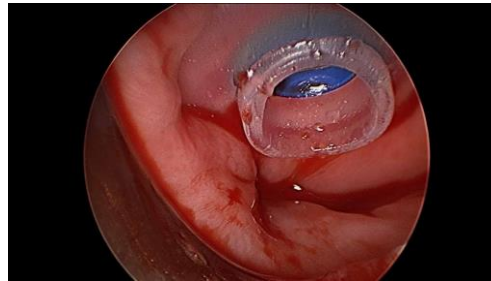
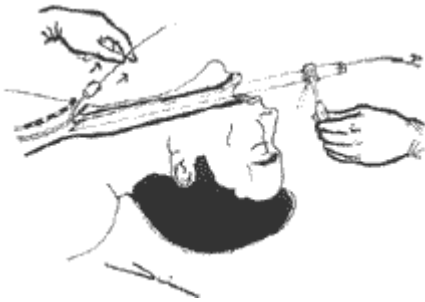
✳ 31.3 Other incision of larynx or trachea

Excludes that for assistance in breathing (31.1–31.29)



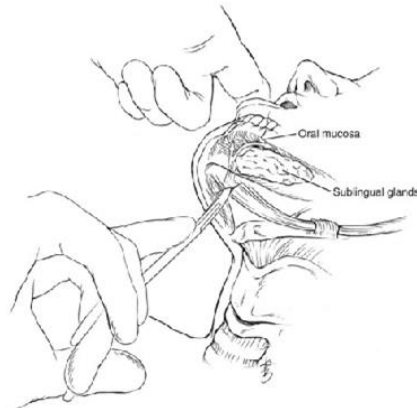
● 31.6 Repair of larynx

- ✘ 31.61 Suture of laceration of larynx
- ✘ 31.62 Closure of fistula of larynx
 - Laryngotracheal fistulectomy
 - Take-down of laryngostomy
- ✘ 31.63 Revision of laryngostomy
- ✘ 31.64 Repair of laryngeal fracture
- ✘ 31.69 Other repair of larynx
 - Arytenoidopexy
 - Graft of larynx
 - Transposition of vocal cords



31.95 Tracheoesophageal fistulization

Codificação de Cirurgia ORL: Faringe/Laringe



● 27 Other operations on mouth and face

Includes operations on:

- lips
- palate
- soft tissue of face and mouth, except tongue and gingiva

Excludes operations on:

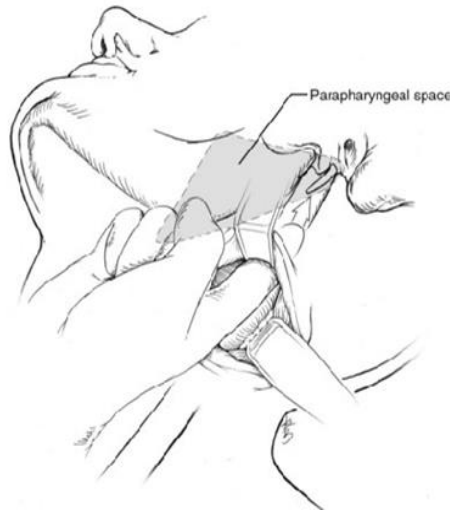
- gingiva (24.0–24.99)
- tongue (25.01–25.99)

✘ 27.0 Drainage of face and floor of mouth

Drainage of:

- facial region (abscess)
- fascial compartment of face
- Ludwig's angina

Excludes drainage of thyroglossal tract (06.09)



✘ 06.09 Other incision of thyroid field

Drainage of hematoma by incision

Drainage of thyroglossal tract by incision

Exploration:

neck by incision

thyroid (field) by incision

Removal of foreign body by incision

Thyroidotomy NOS by incision

Excludes postoperative exploration (06.02)
removal of hematoma by aspiration (06.01)