

---

# *Primroses*

Volume 54, No. 4 Fall 1996



85

## American Primrose Society

### OFFICERS

June Skidmore, **President**  
6730 W Mercer Way  
Mercer Island, WA 98040  
Email: JSkidm4011@aol.com

Ann Lunn, **Vice-President**  
6620 NW 271st Ave.  
Hillsboro, OR 97124  
Email: lunn@teleport.com

Dr. John Kerridge, **Past President**  
4660 10th Ave. W, #1102  
Vancouver, BC V6R 216, Canada

Dorothy Springer, **Recording Secretary**  
7213 South 15th  
Tacoma, WA 98465

Thea S. Foster, **Corresponding Secretary**  
779 E 21st St.  
North Vancouver, BC V7J 1N7,  
Canada

Addaline W. Robinson, **Treasurer**  
9705 SW Spring Crest Dr.  
Portland, OR 97225

### DIRECTORS

#### Through 1999

Thea Oakley  
3304 288th Ave. NE  
Redmond, WA 98053  
Email: othea@halcyon.com

John A. O'Brien, Sr.  
9450 Herbert Place  
Juneau, AK 99801-9356

Through 1998  
Karen Schellinger  
31335 Kalla Lake Rd.  
Avon, MN 97068

Fred Knapp  
58 Kaintuck Lane  
Locust Valley, NY 11560

Through 1997  
Glen Spurrell  
72 St. Anne's Road  
Toronto, Ont. M6J 2C3, Canada

Misty Haffner  
8118 Hamstead Ln.  
Juneau, AK 99801-9116

## President's Message

"Behold congenial Autumn comes  
The sabbath of the year!"  
— John Logan 1748-1788

How true! For many of us it is a relief to have cooler days and nights now that Fall is upon us, with many of the primulas looking less jaded in the garden. I hope that all of you have had an enjoyable summer and that you have now harvested a bounty of seed to share with other members in the forthcoming Seed Exchange.

In June I had the pleasure of visiting Scotland, and while walking in the hills saw primroses and cowslips still in bloom, nestled in the grass, and drifts of scillas creating a sea of blue. I felt as though I had had a double dose of springtime.

An added pleasure was a visit to the Botanic Garden in St. Andrews. Although this old ecclesiastical capital is better known for its golf courses than primulas, I found an enormous collection of these plants in the lovely garden. I counted over 35 species plus a number of hybrids, growing in ideal conditions. The early varieties were over but sweeps of *Primula japonica*, *P. helodoxa* and *P. bulleyana* were in their full glory — a sight to behold. It was a hot day with few people in the garden and I was able to wander around enjoying not only the primulas but the large rock garden with a number of North American native plants, ponds, trees, perennials, and greenhouse.

While I was in Scotland, I also found another name for *Primula denticulata* — "Kirrie Dumpling". (Apparently Kirriemuir was the birthplace of James Barrie who wrote Peter Pan.)

For many of us now it is a time for raking, digging, and mulching — preparing the garden for winter — and also planting bulbs to complement the primulas in the winter and early spring.

With the holidays creeping up on us I wish you all a happy time with family and friends.

June Skidmore, Mercer Island, Washington ❀

## Primroses

Quarterly of the American Primrose Society  
Volume 54 Number 4 Fall 1996

### Contents

- 2 President's Message
- 4 A Wilderness Primrose Garden  
By James Wilson
- 6 Sashes to the Rescue  
By Maedythe Martin
- 8 Primroses at Sixty Below!  
By John O'Brien
- 10 Under the Overhang  
By Rick Lupp
- 12 Indiana Cold Frame  
By Enola Eastling
- 13 A Cold Frame Made Easy  
By Dan Peterson
- 14 A Never Ending Problem  
By Renee Oakley
- 16 Journal Report  
By Mary Frey
- 17 What Are Barnhaven Primroses?  
By Jay G. Lunn
- 18 Notes from the Editor
- 20 Plant Portrait - *Primula Kewensis*  
By Ann Lunn
- 22 News from the Chapters
- 24 Show Auricula Spotlight  
By John N. Gibson
- 25 Prize Winning Auriculas  
By John Kerridge
- 27 Board of Directors Meeting
- 28 1997 APS National Show
- 29 Mystery Primrose  
by Arthur P. Dome
- 30 Officers of the Chapters

### ON THE COVER

*Primula helodoxa* in the Botanic Garden in St. Andrews, Scotland.  
— Photo by June Skidmore

## Primroses

### EDITOR

Claire Cockcroft  
4805 - 228th Ave. NE  
Redmond, WA 98053-8327  
E-mail: ccrft@halcyon.com

### EDITORIAL DEADLINES

Winter issue — November 15  
Spring issue — February 15  
Summer issue — May 15  
Fall issue — August 15

### PHOTOGRAPHIC CREDITS

All photos are credited.

*Primroses* (ISSN 0162-6671) is published quarterly by the American Primrose Society and Auricula Society, 9705 SW Spring Crest Dr, Portland, OR 97225. Membership in the Society includes a subscription to the *Primroses*, Seed Exchange privileges, Slide Library privileges and the opportunity to join a Round Robin. Dues for individual or household membership in the American Primrose Society, domestic and foreign, are \$20 U.S. per calendar year (\$21 for renewals postmarked after January 1); \$55 for three years; or \$275 for an individual life membership. Submit payment to the treasurer. Membership renewals are due November 15 and are delinquent at the first of the year. Periodical postage paid at Hillsboro, OR, and additional mailing offices. **Postmaster:** Please send address changes to *Primroses*, 9705 SW Spring Crest Dr, Portland, OR 97225.

Manuscripts for publication in the quarterly are invited from members and other gardening experts, although there is no payment. Please include black and white photographs if possible. Send articles directly to the editor.

Advertising rates per issue: full page, \$100; half page, \$50; quarter page, \$25; eighth page and minimum, \$12.50. Artwork for ads is the responsibility of the advertiser, and camera ready copy is appreciated. Submit advertising to the editor.

# A Wilderness Primrose Garden

By James Wilson, Juneau, Alaska

This article describes a recent trip to a remote garden located on Southeast Alaska's Admiralty Island (a.k.a. the Island of the Bears). The growing conditions at this unique spot in the rain forest are excellent, and the plants are impressive.

On a nice Monday morning in the first week in June, several people were fortunate to travel to Cliff Lobaugh's garden on his Admiralty Island property. The Mission: to excavate primrose plants for the Juneau Primrose Society's summer sale. Our benefactor's terms were simple: "I'll donate 'em, if you dig 'em up". A chance to dig in a garden and get a trip to Admiralty Island, for a good cause! How could I resist?

Our host for this day's adventure was avid gardener and Juneau veterinarian Cliff Lobaugh. This was his first Monday in retirement after 35 years of practice in Alaska. Don't be fooled by the term "retired". This is no pipe and slippers guy.

I arrived at Cliff's waterfront home at 8:00 a.m. for our departure. Our transportation, a large aluminum boat with outboard motor, was located about 100 yards down the beach, in about 6 inches of water. Since this day's spring tide was particularly low, our first task was to get the craft into deeper water. A helpful neighbor, a long 4x4 post, and ample grunting did the trick. While Cliff ran the boat over to Auke bay to pick up Ed Buyarski (local gardening guru), his son Everett, and lots of empty pots, the helpful neighbor and I carried a small skiff back up the beach and tied it to a tree branch.

As Cliff, Ed, and Everett arrived, I accompanied the other members of the expedition down to the boat: Helen, a nice lady from the Yukon, and Cliff's two dogs (whose names now elude me). We set off on a beautiful 30 minute ride to Admiralty Island. Safety Note: this sturdy craft was rated for 14 person capacity, and we all wore our PFD's. Upon arrival, the boat was tied to a mooring buoy, and we carried our supplies up the beach — still low tide, remember — to the edge of the forest.

Just a couple hundred feet through the forest, the cabin sits on the edge of a large meadow. The garden area lies about one quarter mile to the south of the cabin. The cabin and garden are located on a forested spit, with the beach on one side and what could best be described as a tidal meadow on the other. The forest behind protects the garden area from the prevailing wind. The meadow in front provides for great sun light. The setting creates good growing temperatures and lots of light. The result: a garden full of magnificent plants. What!! Cherry trees even??

According to a sign on the cabin, the property started as a 1918 homestead. The garden site maintained by Dr. Lobaugh is expansive by normal standards. He explained that this is just a fraction of what used to be under cultivation by the earlier owners. There is no water system; watering is done by Mother Nature. Additional watering is done by hauling buckets from some nearby water drainages. All tools, fuel, or anything else that cannot be made from spruce

branches has to be carried in. No sissy gardeners here! Cliff intends to keep it that way.

What about that fence? Above the usual wire mesh and post and rail stuff is a solar powered electric wire. This is to dissuade the local deer population from using the garden as a salad bowl. It also keeps the 1,200 pound brown bears from stepping on the starters. On the way to the garden site we saw plenty of evidence of bear activity. An excavated skunk cabbage plant, tufts of hair, and post-digested recycled material (technical term: *poo poo*). Cliff's advice on proper bear management is to yell at them. He has had 100% success with this method, so far.

Describe the plants in the garden? Unlike Ed, my gardening expertise does not come close to "guru" status. My rating is "one who still has a lot to learn". I usually say "Ask my wife, I'm the soil engineer". Our day's effort was digging out about 100 pots of good looking yellow *Primula florindae* plants. This was about the contents of one row that Cliff wanted cleared out. A nice row of cowslips (*P. veris*) primroses grew nearby. Ed collected cherry tree starters that seemed to grow like weeds. Under these conditions nearly anything looks possible.


Following a good lunch of hotdogs cooked over the woodstove (with Cliff's garden-grown garnishes) and a tour of the gardens, we prepared to leave. We used a garden cart to haul our boxes of

plants the quarter mile to the beach in the opposite direction, near the end of the spit. By this time it was high tide, which was part of Cliff's plan for the day.

After packing the boat, Cliff told us we had a bear on the far side of the meadow. It was a moderate size brown bear, with a crimson coloring. Naturally, both Ed and I had expended our film on garden shots. Everett gave the big guy a few whistles, and he came to investigate. At one point he accelerated into a trot as he approached. We headed for the beach. When he saw it was just a bunch of pesky humans, the bear left in disgust. It's a very different feeling to see these bears when you are standing on their turf.

The return boat ride to Auke Bay and loading our work into Ed's truck and my Subaru concluded our trip. Of course, we had to water everything when we got it home. The plants we harvested were very popular at the sale several weeks later.

This was a great day at a special place. Thanks to Dr. Cliff Lobaugh for a memorable Alaskan adventure. I'm ready to do it again! ❁



## Sashes to the Rescue

By Maedythe Martin, Victoria, British Columbia, Canada

Show auriculas, to look their best, must be protected from the weather. For years I saved old windows to cover my cold frames full of auriculas in the winter. The sashes got older and more weathered, the putty fell out, the mold crept in — they looked awful. And then we had upgrading done on the house — resulting in lovely single-pane aluminum windows and even a sliding patio door there for the taking.

Photos by Maedythe Martin




You can see from the accompanying photographs that the same old cold frames full of auriculas are still there, but now with a tidy, efficient and certainly cleaner new cover — no more moldering wooden frames. The sliding door covers two sections of the cold frame admirably, and the weight of it holds it secure in the worst of windy winter weather.

A further improvement happened last year when I finally got a new frame built for the expanding auricula collection — at waist level! What a blessing, no more bending down! The old back has never been happier. Ever a bargain hunter, I used some three foot lengths left from fenceposts for the legs of the “table-frame” with sides made out of old fenceboards. Once more an aluminum window sash was pressed into service and is held up by bamboo sticks cut to size in two positions: low for the winter, and higher for the summer.

The auriculas seem to like the sand plunge bed on legs and are growing like spinach this year. I have already split up two pots of offsets I had repotted in February or March. They are full three inch plants now, in August.

A cold frame doesn't have to be fancy to do the job. Someone mentioned recently that auriculas increase faster in beds than in pots, and, perhaps just through laziness, I have always grown auriculas in frame beds in the ground. I know auriculas always like cool feet and


Cold frame at waist height, open for summer.




Small raised coldframe at fall and winter opening level. Frame could be closed tighter for frosty periods.

good air circulation, so the frames are open all summer, from May, after the shows, to September, when the first leaves begin to fall. At that point, it's not the auriculas that need protection, it's my back. It resents bending to pick leaves off the plants and that leads me to cover the frames, but still with air circulation of three or four inches.

Show auriculas do need particular growing conditions and some attention, but once well located, can be ignored for more than half the year, as long as you toss some water on them now and then. So don't be intimidated — try some out even if it is a discarded window sash that protects them from the weather. ❀



Large frame with single-pane patio door as glass cover — open for good air circulation.



Auriculas flourishing in the sand plunge bed in the small coldframe.

# Primroses at Sixty Below!

By John O'Brien, Sr., Juneau, Alaska

Over the years there have been articles in *Primroses* on growing primroses in Alaska and other northern areas, such as Ontario. From observations this spring and summer, we are able to extend knowledge to colder areas of Alaska than have been previously reported, and also to gardens in Yukon Territory in Canada.

Locally (here in the Juneau area), we visited Regional Editor Pat Wilson's garden located way up in the Mendenhall Valley, closer to the Mendenhall Glacier than many other Juneau gardens. Here, in an area where winter temperatures have been recorded as low as 35° below zero Fahrenheit, *Primula denticulata* is flourishing, exposed to natural outdoors conditions year round, without any winter protection like mulching and boughs. A wonderful color range of lavender, purple, white, and red primroses are blooming over most of the Wilsons' yard. *P. denticulata* is self-seeding and is readily increasing in the paths and even outside the yard along the fences. From this we can see clearly that *P. denticulata* is much hardier than probably many of us imagined, and needs and probably prefers no coddling whatsoever.

Proceeding north to Skagway, an area of winter cold similar to areas near the glaciers of Juneau, an auricula primrose with several crowns and large groups of flowers was seen in an outdoor garden. This plant was reported to have been growing there for seven years and was obviously very happy to be where it was. Winter weather in Skagway regularly features below zero temperatures accompanied by strong northerly

winds from the mountain passes to the north.

Proceeding further north into Yukon Territory, proof of the extreme hardiness of primroses in cold temperatures was seen. Yukon and neighboring interior Alaska are second only to Siberia for setting cold records in winter. For instance, to my recollection, the North American record of -86°F was set at Snag in Yukon Territory in 1946, exceeded only by -88°F in Siberia, which is or was the World Record.

So from this we know Yukoners stay close to the wood stove in their cabins in winter in the colder periods. One would not expect primroses to survive Yukon winters — but they do. At the garden of Pamela Makarewich in Whitehorse, Yukon, *P. denticulata*, the Juliana Hybrid 'Dorothy', and an auricula primrose had survived winter weather outdoors of 35 to 50 degrees below zero Centigrade, and were in every respect healthy and flourishing. Pamela's primroses are in garden beds with other perennials outdoors alongside the house foundation. She mulched her plants before winter with a few inches of leaves. At Claudia McPhee's garden near Tagish, Yukon, four auricula primroses had survived the winter with temperatures as low as -60°F. One of the auriculas was somewhat small, yellow, and feeble; one had the main carrot die, but had sent up a nice healthy offset. The other two plants were flourishing and consisted of several crowns and had stalks making seed pods indicating several flowers of the past spring. Claudia reported that 'Dorothy'

did disappear. Claudia's primroses are well out in the middle of her garden without any moderation from the house foundation. They did not receive any winter protection at all, other than a light grass mulch put on the summer before around the plants and under the leaves, but not over the plants. This mulch was to help hold the moisture in the ground, as the Yukon has a dry climate and regular watering is needed in gardens.

From these actual observations we can see that some kinds of primroses are hardy and happy to 35 to 60 degrees below zero Fahrenheit, and some amount — so far unknown — colder. This information may prove helpful and valuable to fellow members of the A.P.S. worldwide. ❀

Photo by John O'Brien, Sr.



Auricula primrose in a Skagway, Alaska, garden.

## 1997 Dues Reminder

1997 membership renewals are due November 15 and delinquent after December 31, 1996. The annual rate for both domestic and foreign memberships, either individual or household, is \$20 US per year (\$21 for renewals postmarked after January 1, 1997), \$55 for three years, or \$275 for an individual life membership. Membership is based on the calendar year. The year your membership will expire is printed in the upper right-hand corner of the address label affixed to the envelope used to mail your copy of *Primroses*.

If you are an overseas member and wish to have your quarterly sent via airmail, include an additional \$10 US to cover the cost of postage.

We prefer that foreign members make payment in the form of an international money order. However, payment may be made by personal check in currencies of Australia, Austria, Canada, Great Britain, Germany, New Zealand, Norway, and Switzerland. Checks payable from foreign funds should be in an amount based upon the current exchange rate plus five percent.

Make checks payable to the **American Primrose Society** and mail to:

Addaline W. Robinson, Treasurer  
9705 SW Spring Crest Dr.  
Portland, OR 97225  
U.S.A.



# Under the Overhang

By Rick Lupp, Graham, Washington

For many years I have grown my plants that require alpine house treatment in simple, inexpensive hoophouses, with excellent results. These poly-covered houses provide the basics: protection from winter wet and some protection from extreme cold while allowing for excellent ventilation. The following directions explain how to build a simple 10 foot by 20 foot hoophouse similar to the ones I use.

1. First lay out a 10' x 20' rectangle. Square things off by making sure your diagonals are even. (Figure 1.)

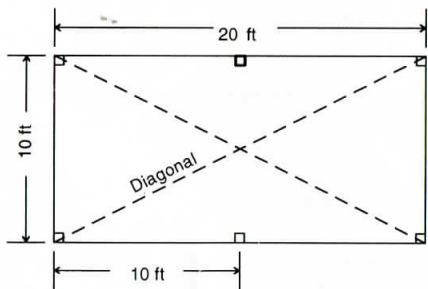


Figure 1. Layout

2. Add framing posts by sinking a 4"x4" treated wood post twenty-four inches deep at each corner and at the middle of each 20-foot side. Leave 6 inches above the soil level and cut off. (Figure 1.)

3. Add the entrance frames: on each of the 10-foot ends, sink two 8-foot 4"x4" treated wood posts to a depth of 30 inches, positioning each post 2 feet from the nearest corner. Attach a 4"x4" header to each pair of posts. (Figure 2.)

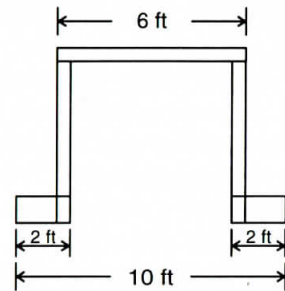


Figure 2. Entrance Frame

4. Frame the base with 2"x6" treated boards on all four sides, leaving the entrance ways open. Nail or screw the framing boards to the framing posts and entrance uprights.

5. Nail an 8-inch spike 2 inches deep at each corner of the 2"x6" frame and at 4 foot intervals along both 20' sides of the 2"x6" frames. (Figure 3.)

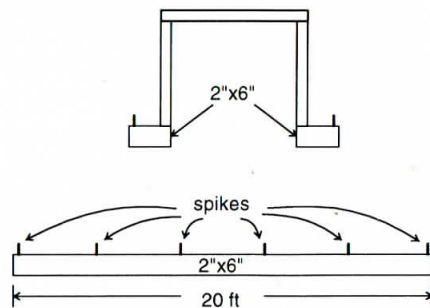


Figure 3. Spikes in 2"x6" frame.

6. Bend a 20 foot length of 1" PVC plastic pipe over the entrance frame and slip the ends of the PVC over the spikes. Repeat for each pair of spikes. Add a simple 20' purlin down the center of the hoop house, attaching the PVC pipes to

the purlin to keep them from moving side to side in the wind. The purlin does not bear weight. The tension of the PVC pipes does the job.

7. At this point, we cover the floors with woven weed barrier (optional).

8. Add either shelving or plunge beds or a combination of both down the side of each 20' run.

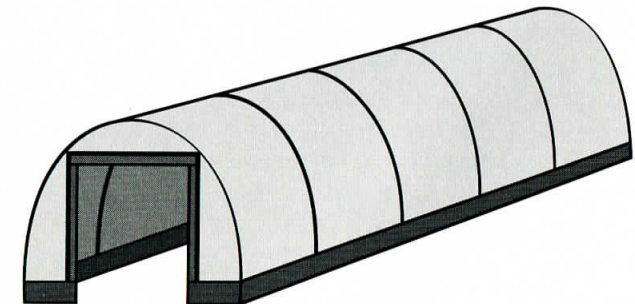
9. Attach your poly cover with 1/2" staples after folding over the ends of the plastic so you have 3 or 4 layers to staple through. 24' wide poly will allow you to staple to the headers and uprights on both ends as well as the sides.

10. Finally, add end closures. Our houses sit with the ends open about 95% of the time to provide maximum airflow, so we use very simple poly covers on the ends. The more severe your winter climate, the better your end closures should be. Many means can be used. Use your imagination.

This will be my last regular column for *Primroses*. I hope to continue to contribute articles on an occasional basis in the future. ✿

## BILL OF MATERIALS

Quantity	Length	Item	Use
6	30 in.	4"x4" treated wood	framing posts
4	8 ft.	4"x4" treated wood	entrance uprights
2	6 ft.	4"x4" treated wood	entrance headers
2	20 ft.	2"x6" treated wood	side frames (long side)
4	2 ft.	2"x6" treated wood	side frames (short side)
12	8 in.	metal spikes	PVC anchors
6	20 ft.	1" diameter PVC pipe	PVC hoop frame
1	20 ft.	1"x4" board	purlin
6		U clamps and screws	PVC attachment hardware
1		24' wide poly plastic	hoophouse cover
		Woven weed barrier	hoophouse floor covering



## Indiana Cold Frame

By Enola Eastling, Cedar Lake, Indiana

The accompanying picture is of primroses blooming in my friends' cold frame — Jane and Wally Schuett. Their management of the cold frame is fairly straightforward. When frost is imminent, they cover the primroses with leaves. Glass covers are added when it gets colder but are opened when we get a break in the weather, as we sometimes do off and on through the winter.

By early spring when the primroses begin to boom under the leaf mulch, Jane starts lifting leaves off. Our real spring is always questionable — we've often had a break in late March but then have frost in April. This year, settled spring weather was very late.

Jane's husband built the cold frame and keeps an eagle eye on it. Jane says



Photo by Enola Eastling

Happy primroses in a simple Indiana cold frame.

that I gave her the primroses — I'd like to take credit, but I can't say for sure that I did. When I visited Jane and Wally in mid-July their primroses were shaded and looking wonderfully healthy. ❀

## New Overseas Mailing Option

Overseas members — would you like to receive *Primroses* in a more timely fashion?

The APS Board of Directors voted to offer a new option to overseas members: for an additional \$10.00US per year (to cover the cost of postage), we will send your quarterly via airmail. This option will be available to you starting with the first issue of the 1997 membership year, Volume 55, Winter, 1997.

To take advantage of this service, please include the additional fee with your membership renewal. If you have prepaid your membership, please send the fee with a note stating that you wish to have your quarterly airmailed to you. Make checks payable to the **American Primrose Society** and mail to:

Addaline W. Robinson, Treasurer  
9705 SW Spring Crest Dr.  
Portland, OR 97225  
U.S.A.

## A Cold Frame Made Easy

By Dan Peterson, Tacoma, Washington

The simple but effective cold frame in the accompanying photo can easily be put together in a weekend. It involves building a potting bench and topping it with a tent-like structure of PVC pipe covered with clear plastic poly. Some of the advantages that I like about this type of cold frame are:

- The plants are easily accessible.
- Bright summer light can be easily controlled by shade cloth.
- Clear plastic poly in the winter can control excessive moisture.
- Good ventilation is easily achieved by leaving the ends open.

The first step is to build the potting bench. This bench is approximately 36 inches wide and 8 feet long. Four 4"x4" treated wood posts serve as legs, with side and end rails made of 2"x6" treated wood. The bottom of the bench is covered with 1/4"x 1/4" mesh hardware cloth supported by scrap lumber spaced 1 foot apart. Additional leg support is



Photo by Dan Peterson

Bench top cold frame filled with primulas and lewisias.

provided by 2"x4" rails approximately one foot above the ground.

Five evenly spaced 1/2" PVC pipes are cut 7 feet long, arched over the bench, and secured with metal straps. The plastic poly is then stretched over the PVC pipes and secured with staples to the side rails. ❀

Part	Qty	Size	Material
Legs	4	4"x 4"x3'	treated wood
Side Rails	2	2"x 6"x8'	treated wood
End Rails	2	2"x 6"x32"	treated wood
Bottom	1	~36"x100"	hardware cloth, 1/4"x 1/4" mesh
Mesh support	4	1" thick	scrap lumber
Side leg supports	2	2"x4"x8'	treated wood
End leg supports	2	2"x4"x3'	treated wood
Nails		as required	
Hoops	5	1/2"x7'	PVC tubing 2'
Straps	10	1/2"	metal pipe straps
Poly cover	1	~10'x10'	plastic poly, 6 mil
Shade cloth	1	~10'x10'	

# A Never Ending Problem

By Renee Oakley, Richmond, British Columbia, Canada

## GREENHOUSE HORRORS

If anyone ever asked me to list the garden insects that I hate the most, the list would be headed with Root Mealy Bugs, *Rhizococcus falcifer*. Not to be confused with the Mealy Bugs found above the soil climbing around on cacti and other house plants, these little pests are found in the soil, chomping away on the roots and slowly killing the plants. Especially a problem in greenhouses, they are very tiny wee white worms, like miniature caterpillars, and not very easy to spot. However, an easily recognizable sign of their presence is a spattering of pale blue markings on the inside of the pot.

Apparently Root Mealy Bugs originated in the sub-tropics and came over in food and glasshouse crops during the last 50 years or so. They first came to my notice about 20 years ago when it was announced at a meeting of the Canadian Geranium and Pelargonium Society that some very special dwarf geraniums (Pelargoniums) that had been donated by a terminally ill member and used as raffle prizes were infested with this terrible bug. Our luck was both good and bad — we had won several of them, and our joy soon turned to horror when we discovered to our dismay that we had unknowingly brought home these awful pests.

## SEARCHING FOR A CONTROL

How do you control them? First I tried mixing Diazinon granules in the potting mix; when this didn't seem to work I phoned the Canadian Department of Agriculture for advice. They said what

I had already suspected, that the bugs had become immune to this and suggested a solution of Malathion, used as a drench.

While I was keen to get rid of the pests, I had no desire to kill myself in the process, so I looked around for a less drastic, more user friendly solution, and decided to use Diatomaceous Earth. This is a white single cell plant living in the sea. During its life it absorbs silicon oxide and becomes glasslike and very brittle, which causes the insects to become lacerated on its sharp edges and die by dehydration.

I added about a teaspoonful to the bottom third of each pot, as this is where the blighters enter, and hoped that this would solve the problem. Incidentally, I would suggest that you avoid breathing this powder — I am sure that it would not be good for our insides either.

I did compromise on the Malathion, as I did not want to be forced to dispose of my special plants. Using an old dinner fork, I scraped as much soil as possible into the garbage — NOT the compost — noticing at the time that many of the roots came away too, having been eaten right through by these tiny horrors. Next I mixed a solution of Malathion in an empty ice cream pail and left the plants outside soaking in it while I dealt with the pots. I soaked the pots in a 10% solution of bleach, followed by scrubbing and rinsing to make them re-usable.

Every pot in the greenhouse had to be tipped out and studied, and yes, I did find that the problem had spread. I was kept very busy treating all the infected pots, the flats, and of course, the benches.

## NEVER JUST ONCE

After all this effort, you would think that our troubles were over. No way! From time to time the Root Mealy Bugs would rear their ugly heads again and I was almost in despair until a friend suggested that we may be re-introducing them from new plants. Since then I have kept my new plants in quarantine for two or three weeks or longer, far away from any other plants, as Root Mealy Bugs can be found everywhere, even in first class nurseries and greenhouses. They thrive in pots of African Violets, Cacti, and of course dwarf and miniature Geraniums, which are seldom re-potted so the pest goes undetected.

Don't think that your primulas are immune — these bugs turn up in rockery plants, alpine, and of course, primulas. Even the Show Bench can sometimes be guilty of harboring these unwanted guests! Be sure to provide your plants a period of quarantine after the show, well away from your other plants.

I wish that some of the experts would really look into this problem and write about it as I have many questions:

- Does watering the plant make the Diatomaceous Earth ineffective?
- Does the Diatomaceous Earth used for swimming pools work just as well? I have heard that it doesn't.
- How do they breed? Are their eggs the blue stuff inside the pots?

If anyone out there has the answer to these questions or any suggestions for dealing with this problem, I would love to hear from them.

Oh yes, someone did suggest using a systemic insecticide as a drench, but have you ever smelled it? Thanks, but no thanks. A good thing about Diatomaceous Earth is that there is no danger that the pests will become immune to it.

I don't think that we will ever really get rid of this problem, and like the cockroaches, Root Mealy Bugs will probably be around long after we are gone! ✿

**EDITORIAL DEADLINE FOR WINTER ISSUE OF PRIMROSES IS  
NOVEMBER 15**

## 1997 APS National Show

April 12-13, 1997  
Lakewood Mall, Tacoma, WA

- Plant Show
- Plant Sale
- Annual Meeting & Banquet with Special Speaker
- Garden Tours



# Journal Report

By Mary Frey, Kent, Washington

## AN ACE ADVENTURE

Beg or borrow a copy of the June 1996 **Quarterly Bulletin of the Alpine Garden Society**. They devote this marvelous issue to the Society's funded expedition to China in 1994. They used the acronym ACE, Alpine Garden Society China Expedition, for references to the trip. Chris Brickell lead the reconnaissance team which journeyed to Tien Shan in Central Asia (Kazakhstan to Kyrgyzstan) from June 5 to July 10. Sumptuous photos grace the issue including a stunning red *Androsace bulleyana*. They sighted a plethora of plants such as several species of *Androsace*, *Arisaema*, *Corydalis*, *Meconopsis* and, of course, *Primula*.

Ron McBeath has an extensive section on the primulas encountered. (He also has an article about ACE in the July 1996 **The Garden, Journal of the Royal Horticultural Society**.) Stands of primroses seen include *Primula involucreta* ssp. *yargongensis*, *P. dryadifolia*, *P. boreocalliantha*, *P. pseudosikkimensis*, *P. zambalensis* and a white *P. serratifolia*. A photograph of a meadow reveals *P. sikkimensis* and *P. secundiflora* growing in abundance in a meadow with no hybrids.

Harry Jans writes an enlightening article about seed collecting including the team's methods, problems and luck. He writes that seed collecting varies from species to species. For instance, they garnered a large quantity from *P. secundiflora*. However, despite crawling

on their bellies, the team only collected a few seeds from *P. nanobella*.

The seed collection team operated from September 18 until October 31. *Primula* seed collected included *P. deflexa*, *P. dryndifolia*, *P. forrestii*, *P. nanobella*, *P. secundiflora* and a hybrid between *P. beesiana* and *P. bulleyana*.

Clive Boyce gives a brief report on the germination success from the ACE seed. *Primula* seed germinated 61 out of 63 plantings. The rate for all the seeds was 87%.

## PRIMULAS IN SICHUAN

Peter Cox examines primulas of temperate China in the June 1996 **The Journal of the Scottish Rock Garden Club**. Although Cox is a rhododendron expert, primroses have cast their spell on him. He prefaces his discussion by stating that most primulas from West China are not suited for domestic life. He writes that "they are used to being protected by snow for up to nine months in the year, with a brief awakening period when they rapidly come into flower. They then set seed during the moist monsoon period and go quickly back to sleep under their snow blanket." However, he does name several species that grow amicably in cultivation including *Primula moupinensis*, *P. polyneura*, *P. palmata*, *P. yargongensis*, *P. tangutica* and *P. rupicola*.

E-mail address:

MLFREY@AOL.COM ❁

# What Are Barnhaven Primroses?

By Jay Lunn, Hillsboro, Oregon

The term "Barnhaven primroses" probably infers many things and may depend a lot on the beholder. In Far North Gardens' 1988-89 catalog, Karen Krusinski, the proprietor, quoted Allen Lacy of *The New York Times*: "Florence Bellis's place in the International world of horticulture is assured, thanks to her achievement in originating — over many decades of careful and imaginative hybridization — the many strains of primroses collectively named after her Oregon home Barnhaven." In Florence Bellis' book *Gardening and Beyond* she wrote "Now the Barnhaven strains of primroses, in various forms, are known and grown everywhere." And, "Long after the Barnhaven strains had become horticultural history I was told that I had committed the cardinal sin of linebreeding." (page 137). And finally, "But the most riveting, considered the outstanding polyanthus of all time, is the Barnhaven Cowichan strain begun in 1942." (page 149). It appears that in the latter years, the name Barnhaven was applied to various strains of primroses that she developed and which were continued on by the Sinclairs and, subsequently, by Angela Bradford.

In Lew and Florence Levy's (later Florence Bellis) 1940 Barnhaven Gardens catalog, it listed: "Barnhaven Strain of Polyanthus, or Bunch Primroses, bearing many flowers on each stalk. Barnhaven Strain of *Primula Acaulis*, flowers borne on single stems rising from crown of plant." In the 1954-1955 catalog of Barnhaven Gardens there appeared: "These Barnhaven Polyanthus, which have come to be called 'Silver Dollar

Primroses' because the size of each flower equals or exceeds silver dollar size, are beautiful plants." The term Silver-Dollar Primroses was first used by Florence in 1952. In Barnhaven Catalog No. 17, Silver-Dollar Acaulis Seed was listed. In 1974, Barnhaven double primroses (acaulis) were listed.

In 1968, Jared W. & Sylvia M. Sinclair assumed the task of growing the Barnhaven stock. Their 1979 catalog, included the following statements: "But what of Barnhaven? The work went on, the colour range and reputation of the Barnhaven Strains waxed ever wider and they accumulated countless awards the world over." And, "Besides the continuing work on the polyanthus and primrose, the first seed strains of julianas were introduced (Wanda and Garryarde Guinevere are the most popular of the old-timers in this group). From seed sent from Cheshire by the late Captain Hawkes, seed strains of the old Elizabethan primroses were developed and from a portion of a weak little plant created nonchalantly by a wartime bee in British Columbia the Cowichan polyanthus was rescued from certain oblivion. The late Mr. R. H. Briggs of Lancashire collected some seed from scraps of the almost extinct gold laced polyanthus he'd managed to salvage during the war and he sent Florence Bellis part of his harvest in 1945." And, "Her last contribution to the primrose world was the introduction of the famous Barnhaven double primroses from seed, and she was almost trampled into the ground in the stampede

Continued on page 21

# Notes from the Editor

By Claire Cockcroft, Redmond, Washington

## LAST YEAR'S BAD WEATHER IS STILL BAD NEWS

John Gibson writes from Yorkshire, England, that his plants are still suffering from last year's extremely hot summer. He lost many primulas and auriculas from root rot, possibly caused by overwatering, as he was fooled by the plants' vigorous growth in the hot weather. And not only the summer heat caused primula growers trouble in England; last winter was extremely cold. Because John delayed repotting his *Primula allionii* until September, he lost several to the cold. Repotting in the spring was not a cure-all — some plants had limited root systems and were hit hard by this year's June heat. John is more than willing to admit that Mother Nature is still the boss!

## 'ROSE' PRIMROSE UPDATE

John W. (Jack) Smith from Grand Rapids, Michigan, writes:

As a member and volunteer for the Frederik Meijer Gardens here in Grand Rapids, Michigan, I persuaded our head horticulturalist to try a quantity of the 'Rosaceous Polyanthus' that were introduced to APS members at the Primula Worldwide Symposium held in Oregon in 1992.

We placed an order for 600 seedlings from Twyford Plant Laboratories in Santa Paula, California, which arrived in Grand Rapids in November, and were immediately potted up in our support greenhouses. The first bloom appeared on February 6, and since then we've had a steady parade of plants in bloom, which

we sell in our *Gardeners Corner* gift shop.

Regrettably, only a very small percentage of our 600 plants exhibit the 'miniature rose' shape that was promised for this primrose. So we believe that this primrose was 'oversold' as a 'rosaceous' form, but those that have the miniature rose form are indeed lovely.

All plants are very robust, but most blossoms are the traditional 'single' polyanthus form but larger than most polyanthus. There are a number of hose-in-hose blossoms and some with slightly serrated edges.

I thought your readers might be interested in our results.

I personally plan to try some of these plants in my garden to test their hardiness. Since traditional polyanthus primula are hardy here in southwest Michigan where I grow Zone 5 and many Zone 6 plants, some hardiness should be present in the rosaceous form. I plan to grow them in an area protected from cold winds by shrubbery and will mulch the plants with shredded leaves and evergreen boughs. I'll let you know next year what results I obtain.

## SEH 215

Several members have asked for more information about seed "SEH 215" in last year's APS Seed Exchange. "SEH" stands for Steve Hootman, the curator at the Rhododendron Species Botanical Garden in Federal Way, Washington. Steve collected SEH 215 in October, 1995, at 13,500 feet on the Wumeng Shan, a mountain range in

northeast Yunnan Province, China, north of Kunming. Since identified as *Primula faberi*, it was growing in open but well-drained meadows with rhododendrons, gentians, and meconopsis.

## SLIDE LIBRARIAN JOB OPENING

John O'Brien took on the job of APS Slide Librarian in the Spring of 1993, and since that time has added a new slide program and upgraded the quality of the existing programs. As a result, the APS Slide Library service has been growing in popularity.

After three years, John is ready to retire from this job and give someone else the opportunity. We thank John for his fine work and know that he will surely be missed. Now the question is, who would like to volunteer to act as Slide Librarian?

If you are interested in following in John's footsteps, or would just like to know more about the duties of the APS Slide Librarian, you can write to the Editor or contact John directly:

John A. O'Brien, Sr.  
9450 Herbert Place  
Juneau, Alaska 99801  
(907) 789-7516

## THANK YOU, ADOBE SYSTEMS, INC.

Being a small organization of less than 700 members worldwide with relatively low annual dues, the APS often finds itself looking for ways to lower costs while still providing the benefits that its members expect. One way to cut expenses is having as many jobs as possible be performed by unpaid volunteers.

We recently looked into buying desktop publishing software, so that pre-

press work on the quarterly could be done by the Editor. It was our great fortune to learn about the Adobe Philanthropy Council, part of Adobe Systems, Inc., a leading software maker. After being contacted, the Adobe Philanthropy Council donated two excellent pre-press software packages to the American Primrose Society—Pagemaker® and Photoshop® — both very powerful packages and industry standards. Thank you, Adobe Systems, Inc.!

We thank Rebecca Nolte, who has been the layout designer for *Primroses* for several years, for her excellent contributions to the APS. And we promise to work hard to maintain the high standards that Rebecca set.

## CATALOGS, ANYONE?

Fall must be very near, because it's raining catalogs again. Many go straight into the recycling bin, several are put aside to peruse when the weather gets bad and I have nothing better to do, and a few are grabbed up and immediately scanned from cover to cover. I usually save these select few and refer to them time and again until they're ragged, because they have something I can't find easily anywhere else — descriptions of hard-to-find plants, gorgeous (and enticing) photos, good advice on plant culture, etc.

Do you have a favorite mail order catalog that lists primulas or other members of the Primulaceae family? Which catalogs do you save for reference or just to look at again? Please send me their names, and I'll print a mini-survey of our readers' favorite ones.

Thank you! ❁

# Plant Portrait

By Ann Lunn, Hillsboro, Oregon

## PRIMULA × KEWENSIS

In 1898 at Kew Gardens in England, one conspicuously different plant appeared in a batch of *Primula floribunda* seedlings. It had the long petioles, broad and coarsely toothed leaf blades and golden yellow flowers of *P. floribunda*. However, it had more erect leaves, stouter scapes, larger bracts and was fragrant. These characteristics more closely resembled *P. verticillata*, a plant that had been on a nearby bench when the seed set on *P. floribunda*. Since no new species had been introduced to the greenhouse, this unusual plant was assumed to be a hybrid between *P. floribunda* and *P. verticillata*. It was named *P. × kewensis* after its place of origin. An intentional cross between these two species yielded offspring nearly identical to the original plant, thus providing further evidence of its parentage.<sup>1</sup>

The original hybrid was sterile. It was, however, very vigorous and the clone was kept in cultivation by division. Fertile plants that came true from seed were found on three separate occasions: in 1905 by Messer Veitch, in 1923 at Kew Gardens and again in 1926 at the John Innes Institute. Due to inexact pairing of the chromosomes, the original diploid clone was unable to produce seed. Spontaneous doubling of the chromosomes led to a tetraploid strain that produced viable seed. The original sterile hybrid has been lost, but today the tetraploid plant can easily be propagated from seed.

Seed should be sown from March to July in a peat-based soil that will retain moisture. Normally the seeds germinate in three to four weeks and the young seedlings can then be potted into three-inch pots for the summer. During this time, the plants should be kept moist and in a cool, shady location. They can be repotted into larger 4- or 5-inch pots in September. Since *P. × kewensis* is not hardy except in the southern states, the plants can be kept in a cool greenhouse where the temperature does not drop below freezing. If the plants remain in the greenhouse over winter, the soil should be kept just moist until spring when the normal flowering season starts. Alternatively, they may be brought inside and enjoyed as a house plant in a cool room. The increased warmth and watering may force them to flower around Christmas.

Of the more common nonhardy primulas, *P. × kewensis* is more amenable to indoor cultivation. It does not have the potential irritant of *P. obconica* nor the tendency to crown rot of *P. malacoides*. In addition, it is a beautiful plant with light green, toothed leaves and a 10-inch stalk of fragrant, bright golden-yellow flowers. There are farinose and non-farinose forms, perhaps the former being the more spectacular with bright white meal on the leaves reminiscent of *P. farinosa*. Plants in cultivation set seed easily, so propagation is normally by that method. It was not present on the 1996 APS seed list, but hopefully, it will appear there again soon.

<sup>1</sup>John Richards believes that the pollen parent may have been *Primula simensis*, now considered to be a separate species rather than the older taxonomic category of *P. verticillata* var. *simensis*.

## SOURCES:

Richards, A. J. (1993). *Primula*. Batsford, Ltd., London.

Robinson, Mary (1990). *Primulas, The Complete Guide*. The Crowood Press, Swindon. ❀

*Primula × kewensis*.

Photo by Jay G. Lunn



## Barnhaven Primroses

Continued from page 17

that followed." Also, "Barnhaven's famous strain of this precious little flower [gold-laced polyanthus], and the only strain still in commerce maintained in the true tradition of those whiskery old artisan florists who clattered in their clogs along the cobbled streets of the smoky old towns so many moons ago." They continued the use of the term Silver-Dollar Primroses. In addition to the primroses already mentioned, the Sinclair's also listed Barnhaven double auriculas and Barnhaven Sieboldii in the late 1970's and early 1980's.

As you can see, there is considerable justification for associating the Barnhaven name to strains of primroses, particularly the polyanthus. However, it appears that the Sinclairs produced double auriculas and *Primula sieboldii*

plants and seed that were sold under the Barnhaven banner, so it could be argued that it has become a house name. They were also sold by Far North Gardens under the Barnhaven name. After Florence closed her nursery, she produced the seed for the Sinclairs, Far North and a couple of other nurseries in the U.S. to grow double acaulis and gold-laced polyanthus plants. Until Angela Bradford assumed the responsibility for carrying on the Barnhaven legacy, only the Sinclairs and Far North were using the Barnhaven moniker. In the 1992 Barnhaven Primroses catalog, Angela wrote "The Sinclairs added several new series to the original Barnhaven range, as well as developing the double auriculas and rescuing the lovely *Primula sieboldii* from oblivion." ❀

# News from the Chapters

A summary of chapter meetings

## ALASKA

Jean Eichman writes from Juneau:

Former APS President Cy Happy gave a slide presentation at our April meeting. We had a total of 46 people attend, a record for one of our programs. We have been able to add at least six new APS members between January and April.

The following weekend we had a booth at the two-day Garden Conference put on by the local master gardeners at which we promoted the APS and made about \$325 selling primroses.

In June, we held a plant sale that concentrated on the later-blooming primroses such as candelabras and *Primula florindae*. Roger Eichman, local group member, appeared on a half hour radio program the week before the sale with a local nursery owner and was able to talk about primroses and promote the sale. In a sale lasting only an hour and a half, we cleared over \$1,500 for our treasury.

The group will take a short break and resume in October when we make plans for our 1997 programs.

## PENNSYLVANIA

### Doretta Klaber Chapter

Meets four times a year. Contact Dot Plyler, chapter president, for details.

## WASHINGTON

### Washington State Chapter

Meets the second Friday of each month, except July and August, at the United Good Neighbor Center at 305 S 43rd Street, Renton, (across the street

from Valley General Hospital) at 7:45 p.m. Guests are welcome.

The Washington State Chapter, like other APS groups, took the summer off. Their first fall meeting will be in October.

### Eastside Chapter

Meets the first Monday of every month at 7:30 p.m. at members' homes on a rotating schedule.

The chapter's Annual Picnic was held in July at Beth Tait's house, and included a potluck and garden tour.

In September, the chapter met at Thea and Harold Oakley's house for their annual Harvest Sale. They enjoyed a scrumptious potluck with home-baked bread and were treated to a tour of Thea's garden. The plant sale was chock full of plants, and everyone home with an armload!

### Seattle Chapter

Meets four times a year. Contact June Skidmore, chapter president, for details. Next meeting: Thursday, November 7, 1996, at 7:30 p.m. at the Center for Urban Horticulture, Seattle.

This is one chapter that knows how to throw a good party! The annual potluck was hosted by Fred Graff (whose garden is enviably spotless), the food was plentiful and delicious, and the weather cooperated with cool temperatures and blue skies. Members brought a lot of plants for the plant exchange, and as usual went home with what seemed like more than they brought.

During the business meeting, members discussed what they can do to help Tacoma Chapter with the National

Show. Several thought they might have plants for the plant sale that is part of the National Show.

## Tacoma Chapter

Meets the first Tuesday of each month, except July and August, in the Fireside Room of the First United Methodist Church, 1919 West Pioneer, Puyallup, at 7:30 p.m.

Tacoma kicked off its first meeting of the fall in September with a Round Table discussion of what is upcoming for the year. The chapter will host the National Show next spring and has lots of preparations underway.

## OREGON

### Oregon Primrose Society

Meets the third Friday of every month from September through May at 1 p.m. at the Milwaukie Community Club,

42nd and Jackson Sts., Milwaukie, OR. Contact Ann Lunn, chapter president, for details.

## Valley Hi Chapter

Meets the second Monday of the month from September through November and February through May at 1 p.m. at Thelma Genheimer's house, 7100 SW 209th, Beaverton, OR. Contact Thelma for details.

## BRITISH COLUMBIA

### BC Primrose Group

Meets on the third Wednesday of September, November, January, March, and May, at 7:30 p.m. at the Thomas Hobbs Southlands Nursery, Vancouver. Call (604) 274-0551 or (604) 224-7813 to confirm.

Looking for the perfect present for the discriminating gardener who seems to have everything?

Consider giving a gift membership in the American Primrose Society

Annual membership is only \$20, and includes Seed Exchange privileges, access to the Slide Library, bargain book rates (through the APS Librarian), and of course, a subscription to *Primroses*, our quarterly magazine.

This is one gift that will go on giving throughout the year!

# Show Auricula Spotlight

By John N. Gibson, Huddersfield, Yorkshire, England

## WARWICK

'Warwick' is another successful variety raised by Peter Ward, the secretary of the Midland and West Auricula and Primula Society.

'Warwick', a gray edged variety, is the result of 'Wallhampton' × 'Teem', both of which are very old varieties raised by Cyril Haysom and Tom Meek, respectively. Both men were top class growers in their day.

Peter first showed 'Warwick' at the 1977 London show, where it won the Seedling Cup. This win turned out to be the start of a long and successful career. 'Warwick' still appears on the show bench regularly.



Show Auricula Warwick.


Photos by John N. Gibson

## MARK

'Mark' is without doubt the finest Light Centered Alpine at the present time. It was raised by Derek Telford of Huddersfield. Unfortunately, he doesn't keep records of his hybridization program, so we will never know its pedigree.

'Mark' was first exhibited over twenty years ago and has been a consistent prize winner ever since. It is not unknown for it to take all three prizes, nor is it any stranger to premier medals.

Derek named it after his son, who now resides in the state of Texas. ✿



Alpine auricula 'Mark'.

# Prize Winning Auriculas

By John Kerridge, Vancouver, British Columbia

In Spring, 1996, I wrote an article for *Primroses* on shopping for auriculas in England. In it, I pondered over which varieties were worth hunting. I have since received permission to reprint three tables from the National Auricula and Primula Society (North) Year Book, 1994. These tables list the most frequent winning varieties on their show benches 1984-1994, as well as the results of a

readers' survey of the most frequently grown auriculas.

Although it may be difficult (or even impossible) to obtain many of these plants, I think it is helpful to know which auriculas are proving to be the best — if perhaps not the easiest to grow — and the easiest — if perhaps not the best to show. Good hunting!

Table 1 — Show Auriculas

Variety	Section		Total Prizes
	1A	1B	
1. Prague .....	21	6	27
2. Margaret Martin .	15	6	21
3. Warwick .....	15	3	18
4. Teem .....	11	4	15
5. Fleminghouse ....	11	4	15
6. Brookfield .....	4	6	15
7. Chloe .....	9	0	9
7. Grey Hawk .....	9	0	9
7. Roberto .....	9	0	9
10. Oakes Blue .....	7	1	8
11. Orb .....	7	0	7
11. Brompton .....	7	0	7
11. Barbarella .....	7	0	7
14. Jupiter .....	6	0	6
14. Limelight .....	6	0	6
16. St. Boswells .....	5	1	6
17. Scipio .....	5	0	5
17. Tomboy .....	5	0	5
17. Sparmans Cross ..	5	0	5
20. C. G. Haysom ....	1	4	5
Total .....			200

Table 2 — Alpine Auriculas

Variety	Section		Total Prizes
	2A	2B	
1. Mark .....	29	12	41
2. Sirius .....	21	12	33
3. Elsie May .....	25	2	27
4. Prince John .....	19	6	25
5. Argus .....	16	6	22
6. Sandra .....	19	0	19
7. Adrian .....	8	6	14
8. Lee Paul .....	12	2	14
9. Winifrid .....	11	2	13
10. Gay Crusader ....	10	3	13
11. Lisa .....	7	5	12
12. Rowena .....	5	5	10
13. Divint Dunch .....	9	0	9
14. John Wayne .....	9	0	9
15. Snooty Fox .....	5	3	8
16. Langley Park .....	6	0	6
17. Bolero .....	5	1	6
18. Sandwood Bay ...	4	2	6
19. Roxburgh .....	2	4	6
20. Vulcan .....	2	3	5
Total .....			298

# 1997 APS National Show

## MARK YOUR CALENDARS!

The 1997 American Primrose Society National Show will be hosted by the Tacoma chapter (with help from other Puget Sound chapters), and they've planned a great show! The show will be held at the Lakewood Mall in Tacoma, April 12 - 13, 1997; Saturday hours will be 10 a.m. to 6 p.m. and Sunday hours will be 11 a.m. to 6 p.m.

During the National Show, the APS will hold its Annual Meeting and Banquet, with a special speaker. A plant sale and garden tours are planned, and there

will be a meeting of the APS Board of Directors. Look for further details in the Winter 1997 issue of *Primroses*.

Show chairman Candy Strickland is working to arrange accommodations for out-of-state visitors at members' homes in the Puget Sound area. For more information, or for help with accommodations, contact her directly:

Esther (Candy) Strickland  
8518 28th Ave East  
Tacoma, WA 98445-5800

Telephone: (206) 531-4449 ❀

## Prize Winning Auriculas

Continued from page 25

Table 3 — Survey of Selfs Grown by Members of the National Auricula and Primula Society (Northern Section), 1994

Yellow Selfs		Red Selfs		Blue Selfs	
	No. of Growers		No. of Growers		No. of Growers
Brompton .....	9	Mojave .....	10	Remus .....	11
Upton Belle .....	9	Pat .....	8	Oakes Blue .....	10
Guinea .....	6	Cheyenne .....	7	Stant's Blue .....	6
Helen .....	6	Cortina .....	7	Blue Jean .....	5
Tomboy .....	5	Red Gauntlet .....	6	Stella .....	4
Brazil .....	5	Shere .....	5	Blue Nile .....	4
Elsinore .....	4	Fanny Meerbeck .....	4	Midnight .....	4
Ower .....	4				
Moneymoon .....	4				
Lemon Drop .....	4				
Gleam .....	4				
Sheila .....	4				
		Dark Selfs		Other Colors	
		Barbarella .....	14	Chorister .....	11
		Neat & Tidy .....	12	Moonglow .....	10
		Mikado .....	7	Limelight .....	5
		Nocturne .....	7	Lilac Domina .....	4
		Gizabroon .....	5		
		Superpara .....	4		

❀

# Board of Directors Meeting

Held at the home of Thelma Genheimer, Beaverton, Oregon, July 13, 1996

Present: June Skidmore, Ann Lunn, Dorothy Springer, Addaline Robinson, Claire Cockcroft, Cheryl Fluck, Thelma Genheimer.

The meeting was called to order by President June Skidmore at 2:50 p.m. following the annual A.P.S. picnic. Minutes of the last meeting were approved as corrected.

## TREASURER'S REPORT

Addaline Robinson explained her written report that will be filed for audit when corrected. Addaline will mail a corrected copy to Dorothy Springer to be included with the board meeting minutes.

Membership status was discussed. Addaline read correspondence from a member who thought dues needed to be increased to \$25.00 per year. Air mailing of the Quarterly may be an option for overseas members for an additional \$10.00 per year. Claire Cockcroft made a motion to offer this option, seconded by Addaline Robinson; passed. The Fall 1996 Quarterly will include a notice to that effect.

## EDITOR'S REPORT

Claire Cockcroft reported she had attended a bulk mailing seminar. New postal regulations went into effect July 1, 1996 and more will come October 1, 1996. The Quarterly is not forwarded. Our mailing envelopes are not the required size of 6 1/8 by 11 1/2 inches. Bottom line: postal rates for the Quarterly will be increasing. A red inked rubber stamp will be used on the Quarterly envelope to remind members to renew

memberships. Claire will continue with ads; a manager is needed to obtain new ads. Ann Lunn made a motion to purchase Pagemaker software for the Quarterly, seconded by June Skidmore; passed. Claire announced the Summer 1996 Quarterly would be mailed within the next week or so.

## CORRESPONDENCE

June Skidmore read letters from John Kerridge and John O'Brien.

## INTERNET

Ann Lunn explained that A.P.S. is on the Internet and has acquired two new members as a result. She suggested a formal letter be sent to Duncan McAlpine thanking him for the work he has done getting A.P.S. on the Internet. Ann will continue to be our Internet "secretary".

## NEW MEMBERSHIP FLIER

Claire Cockcroft showed several samples of rack cards in color. It was decided that 1,000 copies will be printed. Claire made a motion that the A.P.S. cultural chart be dropped, seconded by June Skidmore; passed. Chart will be discontinued until it can be reformatted.

## SEED EXCHANGE

Claire Cockcroft presented the Seed Exchange financial report. John and Sylvia McDonnell will again be in charge of the 1997 Exchange. The workings of the Exchange were discussed.

Continued on page 28

## American Primrose Society Bookstore

A.P.S. Bookstore now has Society Guides from the National Auricula and Primula Society, Midland and West Section (Great Britain):

**Double Auriculas**, by Gwen Baker - \$3.25US

**Alpine Auriculas**, by Derek Telford - \$1.75US

**Auricula History**, by David Tarver - \$3.25US

**Border Auriculas**, by Geoff Nicolle - \$3.00US

**1 set of all 4 guides** - \$10.00US

These soft-bound booklets are chock full of good advice from growers with many years of hands-on experience. **Please note that postage and handling for the whole set is discounted to \$3.00.**

Periodically, our librarian obtains older, used books. For a list of what is available, send a self-addressed, stamped envelope to her. Address your orders and inquiries to:

Thea Oakley, American Primrose Society Librarian  
3304 288th Ave. NE  
Redmond, WA 98053 USA

Thea's E-mail address: othea@halcyon.com

Orders must be prepaid in US dollars by check on a US bank or by international money order, made out to **Thea Oakley, A.P.S. Librarian**. Postage and handling: in the US add \$3 for the first book and \$1.50 for each additional book, or outside the US add \$5 for the first book and \$2.50 for each additional book.

## Board of Directors Meeting

*Continued from page 27*

### CHAPTER REPORTS

Thelma Genheimer will be president of the Oregon Chapter and Orval Agee will remain as Valley Hi president.

### COMMITTEE REPORTS

Slide librarian: June Skidmore read a letter from John O'Brien, who would like to be replaced.

Librarian: Claire Cockcroft reported for Thea Oakley. The demand for

printing some of the out-of-print Quarterlies was discussed.

The next Board meeting will be held the third Saturday in October instead of the second Saturday. Date is October 19, 1996 at Mary McCrank's Restaurant, Chehalis, Washington. Meeting adjourned at 5:25 p.m.

Respectfully submitted,  
Dorothy Springer ❀

## Mystery Primrose

by Arthur P. Dome, Seattle, Washington

On the 17th of May, 1989, I was traveling with a group by bus from Lijiang, Yunnan Province, China, to the base of Yulong Shan, part of the Jade Dragon Mountains. From the main road, about 9,500 ft., we followed a stream — someone said it was called the Snow River — for about a mile or more. Then we paired up and went in different directions.

The valley I entered, at about 10,400 ft., had an abundance of plants in flower. One of the plants I photographed was the primrose pictured here. I have been unable to identify it or find anyone who would give me a positive answer. Perhaps someone in the APS can help me?

What puzzles most primrose fanciers is what appears to be the pubescent hairs on the stem. If anyone can identify this primrose, or can supply any information about it, please contact me directly (or through the editor):

Arthur P. Dome  
4832-54th Ave. South  
Seattle, WA 98118  
USA

Thank you for your help in solving a puzzle that has been nagging me for a long time. ❀

Membership renewals  
are due! See page 9.

Photo by Art Dome



Pink blossoms, hairy stems, tiny rosettes -- What primula is this?

### CHEHALIS RARE PLANT NURSERY

19081 JULIE ROAD, LEBANON, MO 65536  
HERB DICKSON, PROPRIETOR

After 30 years of selecting and breeding, I have developed an improved strain of Garden Auricula with a complete palette of color.

**Garden Auricula** - 75 seeds  
Mixed - Brown - Yellow - Red - Blue  
Picotee - White - Petite Hybrids  
**Exhibition Alpine** - 75 seeds  
**Hand pollinated Double Auricula** - 15 seeds  
**Hand pollinated Show Auricula** - 20 seeds  
Yellow Self  
**Primula Florindae** - 150 seeds or more  
**Mixed Candelabra** - 200 seeds or more

ALL PACKETS \$2.00 EACH

50 cents postage & handling in U.S. and Canada  
Other foreign orders \$1.00 postage & handling  
MINIMUM ORDERS - 3 packets

## Officers of the Chapters

### Doretta Klaber Chapter

President, Dot Plyler  
18 Bridle Path  
Chadds Ford, PA 19317

### Eastside Chapter

President, Thea Oakley  
3304 288th Ave. NE  
Redmond, WA 98053

### Oregon Primrose Society

President, Ann Lunn  
6620 NW 271st Ave.  
Hillsboro, OR 97124

### Tacoma Chapter

President, Dan Pederson  
7614 48th Ave. E.  
Tacoma, WA 98443

### Valley Hi Chapter

President, Orval Agee  
11112 SE Wood Ave.  
Milwaukie, OR 97222

### Washington State Chapter

President, Rosetta Jones  
E. 170 Dunoon Pl.  
Shelton, WA 98584

### Seattle Chapter

President, June Skidmore  
6730 W. Mercer Way  
Mercer Island, WA 98040

### Alaska Group

Contact Jean Eichman  
P.O. Box 20765  
Juneau, AK 99802-0765

### British Columbia Primrose Group

President, John Kerridge  
4660 10th Ave. W. #1102  
Vancouver, B.C., Canada V6R 2J6



## APS GARDEN AURICULA PHOTO CONTEST!

A generous friend of the A.P.S. would like to sponsor a full color edition of Primroses featuring Garden Auriculas, and what better way to get pictures than a photo contest! The photos must be in color, and may be slides, prints, or on PhotoCD™. Photos must depict *Primula auricula* species and/or hybrids growing in the garden (not in pots), and may feature single plants or groups of plants. \$5 will be awarded for each photo accepted for publication. First, second, and third place cash prizes will also be awarded.

### Prizes:

1st Prize \$25  
2nd Prize \$20  
3rd Prize \$15  
\$5 for each photo accepted  
for publication

### Send your photos to:

Claire Cockcroft  
A.P.S. Editor  
4805-228th Avenue NE  
Redmond, WA 98053-8327  
USA

Proposed publication date: Spring, 1998. All prizes will be awarded. All photos will be returned, but the A.P.S. retains reprinting rights at no additional fee.

## Recommended By Millions!



Look for "Schultz-Instant" plant care products  
in leading floral and garden departments

## MT. TAHOMA NURSERY

Rick Lupp (206) 847-9827

Alpines, Washington State  
Natives, Species Primulas, Troughs  
and Trough Plants  
*Custom Propagation*

Nursery open  
by appointment only  
Mail Order in U.S. & Canada only

Send \$1.00 for Plant List  
28111 - 112th Avenue E.  
Graham, Washington 98338

### APS COMMITTEE CHAIRMEN

**EDITOR**  
Claire Cockcroft  
4805-228th Ave. N.E.  
Redmond, WA 98053  
E-mail: ccrft@halcyon.com

**SEED EXCHANGE**  
John and Sylvia McDonnell  
4430-232nd Ave. N.E.  
Redmond, WA 98053

**LIBRARIAN**  
Thea Oakley  
3304-288th Ave. N.E.  
Redmond, WA 98053  
E-mail: othea@halcyon.com

### QUARTERLY LIBRARIAN

**ROUND ROBIN**  
Edward Davis  
226 S. High Street  
Hillsboro, OH 45133

Cheryl Fluck  
17275 Point Lena Loop Rd.  
Juneau, AK 99801

**SLIDE LIBRARIAN**  
John A. O'Brien, Sr.  
9450 Herbert Place  
Juneau, Alaska 99801

### SHOW JUDGES

Rosetta Jones  
E 170 Dunoon Place  
Shelton, WA 98584

### ON THE BACK COVER

*Primula vulgaris* blooms in the grass on Scottish hills  
in June. — Photo by June Skidmore

The manuscript for this American Primrose Society quarterly was prepared and submitted to Eagle Press in electronic form with an Intel® Pentium® P100 PC. Text files were processed and edited using Calera® WordScan™ and Microsoft® Word for Windows®; manuscript composition used Adobe® Pagemaker® and CorelDRAW®.

For permission to reprint any part of *Primroses*, please contact the editor for written permission.





---

# *Primroses*

Volume 54, No. 4 Fall 1996

