

---

# Primroses

Volume 55, No. 2 Spring 1997



50



## American Primrose Society

### OFFICERS

June Skidmore, **President**  
6730 W Mercer Way  
Mercer Island, WA 98040  
Email: JSkidm4011@aol.com

Ann Lunn, **Vice-President**  
6620 NW 271st Ave.  
Hillsboro, OR 97124  
Email: lunn@teleport.com

Dr. John Kerridge, **Past President**  
4660 10th Ave. W, #1102  
Vancouver, BC V6R 2J6, Canada

Dorothy Springer, **Recording Secretary**  
7213 South 15th  
Tacoma, WA 98465

Thea S. Foster, **Corresponding Secretary**  
779 E 21st St.  
North Vancouver, BC V7J 1N7,  
Canada

Addaline W. Robinson, **Treasurer**  
41801 S.W. Burgarsky Rd.  
Gaston, OR 97119

### DIRECTORS

**Through 1999**  
Thea Oakley  
3304 288th Ave. NE  
Redmond, WA 98053  
Email: othea@haley.com

John A. O'Brien, Sr.  
9450 Herbert Place  
Juneau, AK 99801-9356

**Through 1998**  
Karen Schellinger  
31335 Kalla Lake Rd.  
Avon, MN 97068

Fred Knapp  
58 Kaintuck Lane  
Locust Valley, NY 11560

**Through 1997**  
Glen Spurrell  
72 St. Anne's Road  
Toronto, Ont. M6J 2C3, Canada

Misty Haffner  
8118 Hamstead Ln.  
Juneau, AK 99801-9116

## President's Message

For primrose lovers, this must be the most exciting time of the year! The early Juliana primulas come into bloom together with the marginatas, the tiny farinosas, and the beautiful *Primula allionii*. For me, however, seeing the true English primrose (*P. vulgaris*) in bloom means that spring has truly arrived. I have happy memories of picking bunches of its pale yellow flowers in the hedgerows in the English countryside when I was a small child. Regrettably, I have not found the plant to be long-lived in cultivation, and have to grow it regularly from seed that I get from the UK.

An auricula-type native of the Italian Alps, *P. palinuri*, is one of the first primulas to bloom in my rockery, where its long roots keep cool in the summer months. Reginald Farrer, the famous botanist, remarked that all primulas had roots as long as Scotch sermons! Although the leaves are rather coarse and the yellow flowers are not that spectacular, the plant is worth growing — it is always reliable and never fails to bloom.

The Seed Exchange ran very well this year in the capable hands of Sylvia and John McDonnell. Many thanks go to them and their helpers for all their hard work. They received a number of nice letters from members who were happy with the seed and for receiving it in rapid time. With the limiting of packets this year, most members received their first choices, and there has been a good response to the supplementary list.

Ann Lunn has kindly offered to take on the job as Membership Chairman. She has been sending our attractive new membership cards to various Botanic Gardens and institutions, and has also placed advertisements in some garden magazines. New memberships are coming in slowly but steadily, and I hope by the end of '97 that our numbers have greatly increased.

I can hardly believe that a year has almost passed since I took over as President. My thanks go to all the Officers involved with the running of the Society and particularly our Editor, Claire Cockcroft, for producing such an attractive and interesting Quarterly. Having color in each issue has greatly added to its appeal.

Happy gardening to you all!

June Skidmore, Mercer Island, Washington ☘

## Primroses

Quarterly of the American Primrose Society  
Volume 55 Number 2 Spring 1997

### Contents

- 2 President's Message
- 4 More Elizabethan Primroses  
By Jacqueline Giles
- 7 APS Slide Librarian Report  
By Bridgie Graham-Smith
- 8 Following the Marsyandi in Search of Primulas  
By Brian and June Skidmore
- 14 On Exhibiting  
By Peter Ward
- 16 Notes from the Editor  
By Claire Cockcroft
- 18 News from the Chapters
- 21 Finding *Primula parryi*  
By Neal Jacques
- 21 APS Annual Summer Picnic
- 22 Plant Portrait  
By Ann Lunn
- 23 APS Seed Exchange News  
By Claire Cockcroft
- 24 Journal Report  
By Mary Frey
- 25 APS Bookstore
- 26 Board of Directors Meeting
- 29 The Mystery Androsace  
By Arthur P. Dome
- 30 Officers of the Chapters

### COVER PHOTOS

*Primula parryi* on Wheeler Peak in Great Basin National Park. Story on Page 21.

— Photos by Neal Jacques

## Primroses

### EDITOR

Claire Cockcroft  
4805 - 228th Ave. NE  
Redmond, WA 98053-8327  
E-mail: crcftr@halcyon.com

### EDITORIAL DEADLINES

Winter issue — November 15  
Spring issue — February 15  
Summer issue — May 15  
Fall issue — August 15

### PHOTOGRAPHIC CREDITS

All photos are credited.

*Primroses* (ISSN 0162-6671) is published quarterly by the American Primrose, Primula and Auricula Society, 41801 SW Burgarsky Rd, Gaston, OR 97119. Membership in the Society includes a subscription to the *Primroses*, Seed Exchange privileges, Slide Library privileges and the opportunity to join a Round Robin. Dues for individual or household membership in the American Primrose Society, domestic and foreign, are \$20 U.S. per calendar year (\$21 for renewals postmarked after January 1); \$55 for three years; or \$275 for an individual life membership. Submit payment to the treasurer. Membership renewals are due November 15 and are delinquent at the first of the year. Periodical postage paid at Hillsboro, OR, and additional mailing offices. **Postmaster:** Please send address changes to *Primroses*, 41801 SW Burgarsky Rd, Gaston, OR 97119.

Manuscripts for publication in the quarterly are invited from members and other gardening experts, although there is no payment. Please include black and white photographs if possible. Send articles directly to the editor.

Advertising rates per issue: full page, \$100; half page, \$50; quarter page, \$25; eighth page and minimum, \$12.50. Artwork for ads is the responsibility of the advertiser, and camera ready copy is appreciated. Submit advertising to the editor.



# More Elizabethan Primroses

By Jacqueline Giles, Windy Ridge, Yorkshire, England

Whilst looking through old National Auricula and Primula Society Journals recently I spotted a type of Elizabethan primrose that I had neither seen nor heard of before. It was a gold lace type of hose-in-hose form but it also had a green leaf calyx and a tuft of leaves at the top of the stem. It was called 'The King of Hose-in-Hose'. I wonder if such a primrose ever did exist or was the extra tier a little bit of artistic license?



I would love to hear from other primula growers if they have seen or grown any primroses with three tiers instead of the usual two. The picture of the 'King of Hose-in-Hose' had been contributed to the NAPS journal by Mr. John Barlow of Essex. I managed to trace his address and he racked his brains to answer my request as to where he had found it, for as he said the NAPS journal it was in was almost twenty years old. Mr. Barlow remembered that the illustration was from an old catalogue of 1880 called **H. Cannell's Floral Guide**<sup>1</sup>.

I went to London to the Lindley Library to look through the catalogues myself. The line drawings in the 1880 catalogue were wonderful and I was especially pleased to see some very good illustrations of the anomalous or Elizabethan type of primrose in which I have

become so interested. I am always looking for confirmation of names that are accepted today as being correct, for the different types of Elizabethan primroses. The most controversial one I find is Jackanapes-on-Horseback; today it seems to be accepted as being of Jackanapes or Jack-in-the-green form with an extra tuft of leaves growing from the top of the stem. In **Paradisus**<sup>2</sup> Parkinson describes this tuft of leaves as also being splashed with the color of the flower.

I first saw the copies of the primula illustrations from Parkinson's book **Paradisus** of 1629, Chapter Thirty-five, in an old edition of the American Primrose Society journal, (Fall 1986, Vol. 44, No 4.) The manuscript was contributed by the late Mr. Bernard Smith, a well-respected expert on Elizabethan forms of primroses. I had purchased the old journal from a second-hand book seller.

Photo by Jacqueline Giles.



Master Heskett's Double from author's garden.

This year in my garden I discovered a 'Master Heskett's Double' flowering among the new seedlings that I raise every year. Mr. Smith does say in the article that this primrose has appeared in other gardens before, but I did not expect it to appear in mine! Such excitement! Especially enjoyable was taking the old APS journal into the garden with me when I had a garden club group visiting my garden in April (to view my collection of Barnhaven and Elizabethan primroses), showing them the illustrations in the journal, and then pointing out the replica plant flowering in my garden over three hundred and fifty years later. It certainly captured everyone's interest. I expect this plant will go back to being a normal plain polyanthus next year; I have not got Mrs. Bellis's skill yet at hand-pollinating to try to fix the genes as she managed to do for some of the Elizabethan primroses. But I am hopeful that a Master Heskett's double primrose will appear again in my garden.

Also illustrated with the 'King of Hose-in-Hose' in Cannell's 1880 catalogue were two gold laced polyanthus. It was wonderful to see the old varieties offered for sale; some like 'Telegraph' raised in 1819 and 'Defiance' raised on 1807 were over sixty years old. This is so unlike today, when I find the gold laced polyanthus act more like short lived perennials, and have to be raised every year from seed to be sure of a good show in the garden. It was also interesting to note that by the time the 1890 catalogue was printed, all of the named varieties of gold lace had disappeared and just 'gold laced' were offered for sale, which bears witness to the fact that these plants lost favor very quickly

at the end of the 19th century. I was also surprised to see that by that time the 'King of Hose-in-Hose' was still pictured but was now simply called 'Hose-in-Hose'.

Among the Elizabethan types of primroses, there used to be many named varieties of Jack-in-the-greens and hose-in-hose. In his book **The Polyanthus**<sup>3</sup>, Roy Genders describes eight named Hose-in-Hose and two named Jack-in-the-Greens. Three very popular hose-in-hose were of Irish origin, called 'Lady Lettice', 'Lady Molly' and 'Lady Dora'. Another popular hose-in-hose was called 'Castle Howard'; it was of primrose form, found in the grounds of that famous Yorkshire house.

In the 1952 catalogue of E. B. Champeowne, Tunbridge Wells, there were eleven different hose-in-hose offered, 'Lady Lettice' among them, and one Jack-in-the-Green, light purple in color, called 'Tipperary'. It is interesting to note how controversy arises in the same catalogue: a Pantaloon is offered but the description is of a Jackanapes! In his 1974 catalogue, Jared Sinclair offered sixteen named Jack-in-the-Greens and thirteen named Hose-in-Hose. Where are they now? Ailsa Jackson, one of the NCCPG National Collection holders, Primula Vernales Form, offers in her 1990 catalogue four Hose-in-Hose and two named Jack-in-the-Greens, one of them being 'Tipperary Purple'.

Now that interest in rare and unusual plants has revived, it would be lovely if we could all play a part in distributing and growing these antique plants. Jack-in-the-Greens in particular are so very easy, and the most readily available.



Every gardener must have a half shady border where they could pop one in amongst other plants. I get very good results from collecting open pollinated seed from my labeled Elizabethan primroses. I find that about fifty per cent flower as one type of Elizabethan primrose or another. Just to think of the pleasure future gardeners, three hundred years hence, will have in enjoying the romance and history of the first and second Elizabethan eras, makes me delighted to be playing a small part in keeping these lovely antique plants in circulation.

## GLOSSARY

In the following list, the names are accepted as the correct descriptions in modern Elizabethan times. Elizabethan varieties can be of either primrose or Polyanthus form, more likely to be the latter owing to the influence of Florence Bellis.

### Jack-in-the Green

Thought to be named after the leader of the old Morris Dancers, defined in the 1805 Oxford dictionary as a boy or man enclosed in a pyramidal framework covered with leaves. Buds like moss roses opening into a flower held by a ruff of leaves instead of the normal calyx.

### Jackanapes

Possibly takes its name from a striped coat that was fashionable during the 17th century. Like the Jack-in-the-Green, but both the leaf and the corolla genes have got mixed with the calyx

genes to make the green leaf ruff also striped with the color of the flower.

### Gallygaskins

An old name for wide breeches in the 16th and 17th century, later called 'Bombards' and stuffed so wide with horse-hair that in Parliament a scaffold had to be erected to accommodate the gentlemen who wore them. The flowers have an abnormally larger distorted or ribbed green leaf calyx.

### Hose-in-Hose

The old name for stockings. The calyx is replaced by another exact replica flower, held one inside the other; also called duplex in old catalogues.

### Pantaloons

There are two definitions of pantaloons; one is from the Italian *pianta leone* and refers to a Venetian guard who wore distinctive striped hose, and the other refers to the breeches worn in pantomime. Hose-in-Hose type flowers but the back flower is striped, usually with white.

### Jackanapes-on-Horseback

Like the Jack-in-the-Green but also has a tuft of leaves at the top of the flower stem.

## REFERENCES

1. H. Cannell's *Floral Guides*, 1880.
2. Parkinson, John, *Paradisus in sole, Paradisus Terrestris*, 1629.
3. Genders, Roy, *The Polyanthus*, 1963, Charles T. Branford Company. ✿

# APS Slide Librarian Report

By Bridgie Graham-Smith, Tacoma, Washington

I would like to introduce myself to our members, as the new APS Slide Librarian. Over the course of about a month this past winter my mailman, Jochiam, got quite a workout delivering the boxes and boxes and boxes of slides. It was evident that John O'Brien, our former Slide Librarian, spent much time wrapping all the boxes with brown paper and mail inspector-approved tape. In one letter he mentioned that his wife appreciates the newly available closet space!

To acquaint myself with what each of the programs contains, I have been arranging wholesome family night activities involving primula videos and slide shows at our house.

There are currently six slide shows available:

1. **Standard APS slide program**, covering many different types of primroses. This show is a great way to let other gardening organizations know about primroses. I have been spreading the word in my area about the availability of this fine general program.
2. **Wild and Tame Primroses of Alaska.**
3. **Auricula Primroses.**
4. **Tall Mid-summer Blooming Primroses.**

5. **Sieboldii Primroses** (Sakurasoh).

6. **Primroses in England, Ireland, and Scotland.** John spent a considerable amount of time putting this new slide show together. Cy Happy provided the Irish slides needed to complete the show.

In the near future, I hope to be developing several new programs. One idea I have is an annual update of slides from the local and national shows. Perhaps members could send me slides of their gardens and their favorite/prized primulas with a short text that could be read during a slide show. Naturally I am open to suggestions anyone has for possible slide shows.

I want to thank John O'Brien for all his hard work as the past Slide Librarian. Everything that I received was very organized, thus making future slide show creation much easier.

Please write or E-mail me about which slide show you would like and the dates needed. You will receive the slides in the mail and they must be returned to me in 30 days. There is a \$10 fee for the rental:

Bridgie Graham-Smith  
24 Westlake St. SW  
Tacoma, WA 98498

E-mail:

b\_a\_g\_smith@prodigy.com ✿

253-588  
857  
476  
9674



# Following the Marsyandi In Search of Primulas

By Brian and June Skidmore, Mercer Island, Washington

[Ed. note: June and her late husband, Brian, wrote about their journey to Nepal in the Spring, 1989, issue of **Primroses** (Vol. 47, No. 2), reprinted here.]

In midafternoon on a July day in 1988 we were standing on a dusty street in Dumre, a small village in central Nepal. The temperature was 94°F and we had just purchased black, Chinese-made umbrellas to help keep off the sun. These umbrellas were to be indispensable in the four weeks that followed.

The journey to Dumre had started in early 1987 when a notice of a trek planned for the summer of 1988 appeared in the Alpine Garden Society Journal. The trek, to be led by Dr. Chris Grey-Wilson, was to follow the course of the Marsyandi river to the north of the Annapurna Range. The objective was to reach the headwaters of the river where a wide range of alpine plants are to be found. With an interest in alpinism in general, and primulas in particular, we sent in our applications and were fortunate to be included in the 18 names drawn out of a hat in July, 1987.

In the months that followed, we equipped ourselves for the adventure and, by following a program of hikes in the foothills of the Cascade mountains mixed with a number of urban walks up and down Seattle's hills, reached a reasonable level of fitness.

We flew to England and met the others in the party early one morning at Heathrow airport. After a long journey that included a night spent in the New Delhi airport transit lounge, we arrived in Katmandu. We went straight to bed in

the hotel to catch up on lost sleep. The following day, after a bus journey of about six hours on a bumpy, winding road, we eventually arrived in Dumre.

The trekking party, consisting of 21 AGS members ranging in age from 18 to 65 years, 7 sherpas, cook, kitchen boys and some 50 porters, was to follow a route similar to the one taken in 1983 by Ronald McBeath of the Royal Botanic Garden, Edinburgh. As he reported in the account of his expedition<sup>1</sup>, within a few hundred feet there was a wide, swiftly-running river to ford. This first day was to set the stage for the following two or three days — long hikes in oppressive, 90 degree or so temperatures, through a fertile valley, with seemingly endless rice paddies. The occasional villages were places to pause for drinks and to photograph the local children. As we lay in our small tent that first night, with perspiration running off us, it was necessary to remind ourselves of the reasons for making this journey. The next morning, tea was brought to our tent at 5:30, a small bowl of water for washing appeared at 5:45, breakfast was at 6 and we were on the road at 7 a.m. This was to be the routine for the next 26 days.

By the end of the third day we had adjusted to the heat, the exercise, the absence of sanitation, and the food. After a long soak in the river by the camp, we retired to our tent that evening

in a good state of mind. Unfortunately, a few hours later at 3 a.m. the camp was evacuated because of a rapidly rising river due to the monsoon rains upstream. That river and three others swollen by the rains had to be forded on that day, sometimes by clinging to a rope held by the sherpas, across the fast-running waters.

This first stage of the journey was through a sub-tropical area where any flat area was cultivated with rice or corn. On the surrounding cliffs where cultivation was impossible, exotic ginger, ferns, and epiphytic orchids grew in profusion. The handsome frangipani, or temple tree, stood out with its large, fragrant, white flowers. The trail wound up and down through lush growth with fragrant artemesias. (There were also leeches clinging to the wet leaves and stems of plants on either side of the path, which we tried to avoid, not always with success.)

For the next 4 or 5 days we passed through a gorge cut by the river Marsyandi. Although there were many steep climbs and descents, the altitude gain was comparatively small. There were numerous waterfalls cascading down the cliffs, spectacular scenery, multi-colored butterflies and an abundance of plant life including, nestled on a rock ledge, a gesneriad gem with pale purple tubular flowers that was identified as *Corallo-discus lanuginosus*. A few specimens of *Lilium nepalense* were growing on the mossy banks, their spreading, upturned, yellow petals displaying reddish anthers.

Because there were few places suitable for camping in the gorge, the nights were spent in village "hotels": two-story stone structures, with dingy,

dirty rooms without power, water, or any sanitation. However, after the strenuous days there was little difficulty in sleeping in these conditions, although acrid smoke from wood fires burning on the first floor sometimes filled the sleeping rooms.

By the end of the ninth day we had reached Pisang, at an altitude of about 9,000 feet. The temperature was pleasant for hiking, and the weather was drier, as we were moving into the rain shadow of the Annapurna range. It was the middle of the monsoon season, but most of the rain fell overnight (although there were some wet mornings and evenings). The villages were Tibetan style and the trail wound through pine woods similar to those found on the slopes of the Cascades in Eastern Washington State. Growing near our lunch stop was *Daphne bhollua*, the inner bark of which is commonly used to make paper. Everywhere, *Anemone rivularis*, with its white petals backed with blue, grew in profusion.

The climb out of Pisang was very steep. On some stony slopes we had our first sighting of a relative of the Daphne family, *Stellera chamaejasme*. This attractive plant had leafy stems rising from thick rhizomes, with clusters of sweetly scented white/pinkish tubular flowers. After a few hours, in a meadow area at the 10,000 foot level, were the first primulas of the trip. The yellow flowers of *Pedicularis longiflora* v. *tubiformis* first caught our attention but, growing in abundance close by, in marshy conditions, was *Primula tibetica*. The flower stems were one to three inches long; the flowers had bright yellow eyes and petals in various shades of pink. One white form was also found.



### Following the Marsyandi continued

Many photographs were taken and, happy to have seen this attractive member of the Farinosae section, we moved on in good spirits. The going was slow because of the altitude and our feet were dragging by the time the camp at Sabche came into sight. The tents were in pleasant surroundings by a small lake, regarded by the local people as holy.

A strenuous side trip up the nearby Sabche Khola took us to the 12,500 foot level across the valley from Annapurna III. The summit, as usual, was in the clouds but the rumblings of avalanches could be heard, and in the distance we could see falling snow and ice. The principal attraction on the way was *Rhododendron lowndesii* growing on rock ledges, forming a covering only a few inches high. With its pale yellow flowers spotted with red inside, it was a most attractive plant. Androsaces and saxifrage species, mostly past their prime, covered the rocks while growing nearby were tiny gentians, *Rhododendron lepidotum*, *Anaphalis triplinervis*, *Potentilla eriocarpa* with its brilliant yellow flowers, and a few woolly globular heads of *Saussurea*

All photos by June & Brian Skidmore



Woolly heads of *Saussurea graminifolia*.

*graminifolia*. The following morning at breakfast the clouds cleared and there were splendid views of Annapurna II and III before the clouds rolled in again.

Our next campsite near the village of Manang was only a short hike away and we had a fairly relaxing day visiting two nearby monasteries, washing clothes and stocking up with chocolate bars found in the village store. The climb from Manang was gradual through scrub consisting mainly of shrubby potentillas, berberis, spireas, *Rosa macrophylla* and *R. sericea*. Looking back we could see the winding river stretching for miles down the valley with the Gangapurna glacier, with a glacial lake at its foot, across from us.

The weather was cloudy and cool during the two days it took to reach the highest campsite at Thorong Phedi (approximately 14,500 feet). On the way we walked across screes containing many of the plants that made the trip worthwhile. Those included *Meconopsis bella* and the more dramatic *Meconopsis horridula* with its turquoise blue, tissue-like flowers and bright yellow stamens — an outstanding plant. Trailing over walls and shrubs was *Clematis vernayi* with unusual bell-shaped flowers flared



A flush of *Primula sikkimensis* at 13,000 feet.

at the end, in shades of rusty yellow to greenish yellow. A cultivar of this plant is apparently available by name of *C. 'Orange Peel'*. A splendid display of *Primula sikkimensis* stretched down a hillside by a small stream. The 24-inch high plants with pale yellow flowers dwarfed the *P. involucrata* and *P. tibetica* that were also in the area. Several species of cremanthodium, with sunflower-like flowers, flourished in the stony ground.

At one stage the silence was broken by the sound of distant bells and eventually a mule train carrying salt from Tibet came into sight. The lead horses had bright red head plumes and the overall effect was very colorful.

The final few miles to camp were along a steep hillside where there had been a number of landslides. We had to walk carefully in these areas, and at the end of a long hard day we were very happy to see the tents of our camp below us.

We camped three nights at Thorong Phedi. There were no noticeable ill effects from the altitude and we spent the first day scrambling up the hillside to the high cliffs above the camp. There we found small colonies of *Primula sharmae*



The pink flowers of *Primula tibetica*.

in bloom together with cushions of saxifrages and *Arenaria glanduligera*, a tufted plant with pink flowers growing on ledges at the foot of the cliff walls. The flowers of *P. sharmae* were mauve-purple or bluish purple, approximately a half-inch across on short flowering stems about two inches high.

A few much smaller plants of the Farinosae section were also found in bloom and were identified tentatively as *P. concinna*. In one location only, under a rock, was one group of primula whose bloom was over, with heavy farina on both surfaces of the two inch long leaves. (*P. sharmae* and *P. concinna* were farinose on the underside of the leaves only). Unfortunately, there was no seed in the few capsules we found.


The next day the group set off on the steep climb toward the Thorong Pass. The first hour or so we were in the mist, or low cloud, with the sun breaking through at times. At about 15,000 feet we found scattered groups of *P. wigramiana* on the hillside interspersed with *P. involucrata*. *P. wigramiana*, from the section Soldanelloides, is very similar to *P. reidii*, except that its leaves are not stalked. We knelt to sniff the fragrance from the nodding bell-like



*Primula involucrata* in rocks at 16,000 feet.



### Following the Marsyandi continued



The graceful bells of *Primula wigramiana*.

creamy-white flowers. Once again the primulas were growing in shallow indentations that had probably carried the run-off from the melting snow in the spring. As we climbed further we saw many different species of alpine plants, including *Androsace lehmanii*, *Meconopsis horridula*, *Corydalis latiflora*, *Triganotis rotundifolia*, *Rhodiola himalensis* and *Eriophyton wallichii*, a downy nettle-like plant. Of particular interest was *Saussurea tridactyla* with its dome shaped head covered with densely matted woolly hairs, looking like a white ball of cotton. We noticed again that, except for a comparatively few meadow-like areas, these plants were scattered, not in dense collections.

The terrain gradually changed to a bleak scree, desolate bare hillsides, the mountain tops as usual covered by cloud formations. It was surprising to find plants such as *Androsace zambalensis* surviving in these inhospitable conditions, their long roots obviously searching deeply for moisture. Lunch was awaiting us at the 16,500 foot level, where the cooks had warmed soup on the

stove that had been carried from the camp 2,000 feet below. Sitting on rocks, eating our lunch under an umbrella, as steady rain had set in, we certainly felt a very long way from home. Some hardy souls were determined to climb the remaining 1,000 feet or so to the pass, but the majority of the party wound their way slowly back to camp, passing many patches of the brightly colored *Pedicularis siphonantha*. We took another set of photographs when we reached the *P. wigramiana* again and slept very well that night.

The next morning camp was being packed up — we were now on the way home, although there were still ten days of trekking ahead of us. Later that day we photographed *P. buryana*, another white primula from the section Soldanelloides that we had missed on the way up.

By the 18th day we were back at the campsite near Manang, doing our washing, having once again stocked up in the village with small bars of Cadbury's chocolate and tinned fruit cocktail that had relieved the monotony of our diet a week earlier.

We were blessed the next morning with fine views of the Annapurna range as we ate our breakfast. Our aim that day was to visit a Tibetan monastery in the hills beyond the river. We walked through buckwheat fields, then climbed up a very steep trail to the monastery at the foot of a glacier. The blue cones of *Abies spectabilis* were a wonderful sight on the way. By the edge of the glacier we noticed primula leaves without flowers or stalks. One member of the party climbed higher up the glacier and found a primula of the Capitatae section, probably *P. glomerata*, with seed heads.

The following days were anticlimatic as we were, for the most part, retracing our steps of three weeks earlier. By now we were ready for a good meal and a good bed, although we still had a week or so of trekking ahead of us — more dusty hotel rooms with occasional life-saving bottles of soft drinks or beer at village stores. Back into the oppressive heat for two or three days, noticing how tall the rice we had seen being planted on the outward trip had grown. At long last, Dumre. Unable to sleep that night, because of the noise of singing and shouting in the field below, we crawled out of bed and, with some others in the group, joined the sherpas and porters dancing, singing, (and drinking chang) in an end-of-trek party.

Ironically, as the bus pulled away next morning, the clouds rolled away and we had the most magnificent mountain views we had seen in Nepal. The bus stopped to enable us to take those pictures which would prove we had really been in the Himalayas.

Looking back at our month in Nepal, many images come rushing back: the contrast between the beauty of the country and the poverty of its people; smiling children exchanging the namaste greeting ("I salute the spirit with you") with us; the sherpas, cooks and porters who looked after us so well; and tall handsome Tibetan women preparing a rice lunch for monks in the monastery at Manang and afterwards washing the dishes in the water running down the dirty street.

Our group had survived a difficult trek of between 250 and 300 miles. We had achieved our objective of seeing and

photographing hundreds of alpine plants in bloom, including almost all of the primulas we could have expected to see. However, there are also troubling memories. The widespread shrub and tree cutting for firewood and construction with little sign of a reforestation program. The building of more "hotels" in the villages in anticipation of a doubling in the number of trekkers in the next few years. The widespread grazing at all altitudes with only scattered examples of the plants we had come to see in many areas. It seems to us that, at least along the Marsyandi, much of the plant life we saw could disappear within a generation or two.

1. McBeath, Ronald, "The Marsyandi Valley, Central Nepal", **Journal of the Scottish Rock Garden Club**, Vol. XIX Part 2. ❀



Last but not least, *Primula buryana*.



# On Exhibiting

By Peter Ward, Saltford, Bristol, England

When asked to write this article the first problem that arose was the title. Should it be just plain 'On Exhibiting' or more grandly 'The Art of Exhibiting'? I finally settled on the former because great skill or experience is not necessary to become an exhibitor.

There are numerous flower and other plant societies in the United Kingdom. Most base their existence around shows or exhibitions. At these events enthusiasts compete with one another, sometimes for money but more often for fun, with cups and other trophies awarded annually.

Why exhibit? This is an interesting question but revolves around the nature of the society itself. Some societies are not show-based and flourish nonetheless via conferences, publications, and meetings. Others, like the British Auricula Societies (and I suggest the A.P.S.), were formed to have an annual show or shows and this is the prime reason for their existence. In such instances it is important that as many members as possible take part and contribute to the health and success of the society.

The Auricula Societies, although still mainly concerned with auriculas, have evolved into more broadly based groups with increasing emphasis on other primulas. In the UK this is restricted on two counts. Many of the best primula growers are members of either the Scottish Rock or Alpine Garden Societies. Some are also members of one or other of the three UK Auricula Societies but tend not to exhibit or to do so at the early A.G.S. shows.

Another problem is the difficulty in cultivation of many of the most desirable primulas. I attended the Autumn meeting of the Southern Society when Jim Jermyn, proprietor of Edrom Nurseries in Berwickshire, gave a superb illustrated talk, mainly on choice Asiatic primulas. He also brought some for sale, including such rarities as *Primula dryadifolia* and *P. reptans*. The temptation to buy was considerable, even though they were very expensive. I have occasionally tried to grow some of these plants with little success. With rare exceptions this is the experience of most enthusiasts south of Birmingham and even further North.

The Midland & West Society, of which I am secretary, has increased membership by over 70% in the last eight years, despite which we have not seen a corresponding increase in exhibitors. The number has remained static and on some counts fallen. This is a concern and appears to be reflected in many other societies. I recently watched a TV gardening program that included an item on the Chrysanthemum Society. Exhibiting Chrysanthus is far more formidable than showing auriculas or primulas. The preparation and standards are in a different league. An elderly member bemoaned the fact that fewer people were prepared to spend the time and effort needed, while a lack of younger members was evident. I know the feeling! Although I don't have statistics in confirmation, it is obvious that the average age of our members has increased.

Despite these problems we must persevere to maintain the health and strength of the Auricula and Primula Societies. The Midland & West is the youngest of the three British Societies yet celebrates its Centenary in 1999. As the date is so close to the Millennium it will be celebrated in 2000. Even the A.P.S., a comparative youngster, is approaching sixty. Surely it is imperative that present and future generations try to maintain such worthwhile traditions in a world where other pressures continue to grow.

Possibly some (or many) readers will wonder where all this is leading to — I was asked, after

all, to write something on exhibiting. The purpose is to try to put things in some sort of context. If members understand why they should

exhibit perhaps more will attempt to do so. I find, on inquiring, that many are reluctant because they feel they may make fools of themselves — the whole thing is beyond them. This is partly due, as far as auriculas are concerned, to a veil of mystery drawn over the process by some older growers.

Exhibiting is not difficult and can be a real pleasure. You get to know other keen growers and it can open many doors. How does one go about it? Initially there are three things to do. Study the show schedules, especially the rules. Read what is available on standards. Guides produced by the Midland & West Section are invaluable, while the latest book "Auriculas" (by Gwen Baker and Peter Ward, 1996) has a

considerable amount on both standards and exhibiting. The third and possibly most important step is to study the winning plants at the shows.

In simple terms the plants exhibited are divided into two main groups. Those like Show Auriculas are judged to very specific parameters — fixed and unalterable as we say. Others are judged for effect although some specifics may apply. This ruling covers primroses and polyanthus, excluding gold-laced, and most other primulas. Certain things apply to all regardless of type: clean pots, removal of dead or blemished blooms and leaves, together with general tidying up. This is mainly common sense and good housekeeping. One still sees odd plants that are pest ridden on the bench and this is a cardinal sin.

There are other factors that may alter the equation. Whatever the rules, some judges have their own views about what constitutes the ideal plant. Where standards are 'fixed and unalterable' this may cause confusion as the perfect plant does not exist. In the case of primulas, rarity or difficulty in cultivation is taken into account but how much so varies from judge to judge and some excellent plants may be ignored simply because they are seen to be 'common'.

In conclusion the best advice I can give is to visit the shows, look, listen, and ask questions. After exhibiting for 30 years I am still uplifted when I win and have not forgotten the thrill of winning my very first prize cards and cup. ❀

---

*Great skill or experience  
is not necessary to  
become an exhibitor.*

---



# Notes from the Editor

By Claire Cockcroft, Redmond, Washington

## BARNHAVEN PICTURES?

Jacqueline Giles writes:

"In my garden I am growing a large collection of Barnhaven primroses and polyanthus, all of the seed strains from the current Barnhaven catalogue and all grown from genuine Barnhaven seed. Last July, I enjoyed an unforgettable week in Portland. I visited many beautiful gardens with the help of some very kind ladies from the Oregon Hardy Plant Society, and all my dreams came true the day I was taken by Jane and William Potter and Myrna Dowsett to visit Florence Bellis's barn at Gresham. We were very kindly welcomed by Ann Atkinson and I will never forget the joy of sitting in the barn and talking of Barnhaven as it used to be. Unfortunately, the apple orchard where the primroses grew is now so overgrown that it was impossible for me to venture too far into it. I could not go up the hill and look at Mount Hood as Mrs. Bellis had done so many times when her hopes and dreams for the primroses were unfolding. But I could quite well see why Mount Hood was so special, as the mountain kept popping up to meet us, like an old friend, all over Oregon. I was also very pleased to be able to talk to APS members on the phone. I am, however, still looking for copies of old photographs or slides of the Barnhaven nursery, particularly the primroses growing under the apple trees, the pollinating beds, and the creek with the candelabra primulas flowering. I would like to use these old photographs in the illustrated talks that I give about Barnhaven and Elizabethan

primroses. If anyone could help me to procure any of these photographs I would be very pleased to hear from them."

You may contact Jacqueline through the editor or write to her directly:

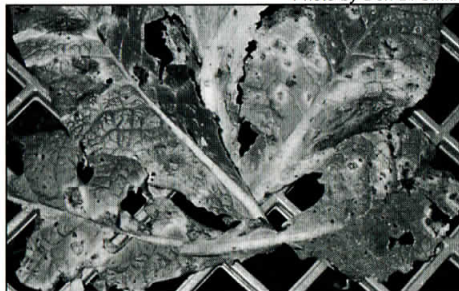
Jacqueline Giles  
Windy Ridge  
Bolton Percy  
York YO5 7BA  
United Kingdom

## PLANT DISEASE

Don D. Smith of Union City, Pennsylvania, sent the photo below to show a problem he has with his primroses. A laboratory examination and isolation tests performed by the Plant Disease Clinic at Penn State put a name to the culprit: the fungus *Ramularia*. The clinic advised Don to remove severely infected leaves and to avoid unnecessary wetting of foliage that can splash spores to new leaves; fungicide sprays using thiophanate methyl (Clearys 3336, Domain FL) or mancozeb (Manzate DF, Dithane) were suggested to reduce infection.

Don writes that he also avoids planting his primroses too close together, so that the plants have good air circulation (18 to 24 inches apart).

Photo by Don D. Smith



*Ramularia* blight on gold lace primrose leaves.

## TWINS WANTED

Several years ago, the APS began "twinning" English primula growers with APS members in Canada and the US. The US/Canadian twin pays for an annual membership in the APS for their English twin, in return for membership in the National Auricula and Primula Society (NAPS), Northern Section. This program originally arose to make it easy to enroll in trans-Atlantic societies without currency exchange. Although the cost to US/Canadian participants is somewhat higher than their English counterparts, benefits are derived from the exchange of information and seeds. If you are interested in becoming a twin, please contact:

Dennis Oakley  
10060 Dennis Place  
Richmond, BC V7A 3G8  
Canada

## PRIMULAS IN ALASKA

Pat Wilson sent news about a possible loss of primula habitat near Juneau, Alaska. In 1995 Misty Haffner reported that her family found *Primula cuneifolia* ssp. *saxifragifolia* on the Mt. Roberts Trail at about the 2200 foot level. Juneau now has a tram to take tourists up the mountain very near the place where Misty and her family found the tiny gems. The tram was completed in late August, 1996, so it will be fully operational for the first time this upcoming tourist season. Locals are concerned about what will happen to the entire ecosystem around the upper terminus of the tram. The big cruise ships dock very near the lower terminus of the tram, so the impact is bound to be substantial.

Pat also reminds us that there is a dissertation on wild primroses in Alaska:

Kelso, Sylvia, **Systematics and Biogeography of the Arctic and Boreal Species of Primula** (213p), Thesis (Ph.D.) — University of Alaska, Fairbanks, 1987. The dissertation is only available through University Microfilms.

## NORTHWEST FLOWER AND GARDEN SHOW

The Seattle Chapter of the APS and the Northwestern Chapter of the North American Rock Garden Society staged a floral vignette entitled "An Alpine Primrose Romance" for the Northwest Flower and Garden Show in Seattle in February. The effort was successful and surprisingly less hassle than anticipated. Plants for the vignette were supplied by members from both organizations and also donated by Mt. Tahoma Nursery, Grandridge Nursery, Siskiyou Rare Plant Nursery, and Fancy Fronds Nursery. Our thanks to all who participated.

## IN MEMORIAM

Long time APS member Gary Eichhorn died in March in Washington State. A noted plantsman and paleobotanist, Mr. Eichhorn collected old primrose prints and had displayed them at the Primula Worldwide Symposium. He retired from the Forest Service, moving from Montana to Spokane after his retirement, and was Chairman of the Board of the American Dianthus Society.

## ERRATA

Ian Scott pointed out an error in the Journal Report in *Primroses*, Vol.54, No. 4 (Fall 1996). The Alpine Garden Society China Expedition (ACE) journeyed not to the Tien Shan, but instead to Yunnan, as there were problems collecting in the Tien Shan. ❀



# News from the Chapters

*A summary of chapter meetings*

## ALASKA CHAPTER

The programs for the spring months have been finalized in Juneau. On February 22, Clay McDole will bring some show auriculas that he has been growing in Juneau. He will share his experiences in growing these plants from England. They are blooming in midwinter. There will also be a general information swap on growing primroses among members.

Maedythe Martin of Victoria, BC has agreed to come and speak to us on March 15. She will discuss auriculas and the history of the striped auriculas, in particular. A luncheon at the Taku Room will be held in conjunction with her speech.

Ann Lunn will also visit Juneau. She will present a program on Saturday, May 3. Her topic will be the wild primroses of Western America.

Festivities will also be scheduled for her visit.

*Photo by John A. O'Brien, Sr.*



Cy Happy III pollinating a Blue Denticulata primrose in Alaska, Spring, 1996. John O'Brien's great grand-daughter, Tanya, looks on -- the fourth generation of O'Brien's working this garden.

## PENNSYLVANIA

### Doretta Klaber Chapter

Meets four times a year. Contact Dot Plyler, chapter president, for details.

The annual seed sowing meeting was well attended in February. Regrettably, the chapter did not participate in Philadelphia Flower Show this year, because all the window boxes had been claimed by other groups.

A joint program with the Delaware Valley Chapter of the North American Rock Garden Society will be held on April 12, when Charles and Martha Oliver from the Primrose Path Nursery in Scottdale, Pennsylvania, will tell about their experiences with primula and companion plants. Charles has done some hybridizing and will talk about his results. They will also bring plants for sale.

Instead of garden visits this year, the chapter is planning a "Dutch Day" in the Pennsylvania Dutch country area. They will visit good but little known nurseries and have lunch at one of the well known smorgasbords.

## WASHINGTON

### Washington State Chapter

Meets the second Friday of each month, except July and August, at the United Good Neighbor Center at 305 S 43rd Street, Renton, (across the street from Valley General Hospital) at 7:45 p.m. Guests are welcome.

### Eastside Chapter

Meets the first Monday of every month at 6:30 pm at the Kirkland

Firestation #22, 6602 - 108th Ave. NE, Kirkland, Washington.

The chapter celebrated its birthday at the February meeting with a program on sowing seeds of lewisias, primulas and candelabras. The chapter has 21 members.

For the March Program, the chapter viewed an APS slide show about tall, summer blooming candelabra primulas.

### Seattle Chapter

Meets four times a year. Contact June Skidmore, chapter president, for details.

Rosetta Jones was guest speaker at the Spring chapter meeting. Members enjoyed receiving Rosetta's valuable tips and guidelines for entering winning plants in the APS National Show.

The chapter had a busy winter. After packaging seeds for the APS Seed Exchange, members helped fill the seed orders. Members also helped stage a vignette for the Northwest Flower and Garden Show.

*Photo by Arthur P. Dome*



"An Alpine Primrose Romance" at the NW Flower and Garden Show.

### Tacoma Chapter

Meets the first Tuesday of each month, except July and August, in the

Fireside Room of the First United Methodist Church, 1919 West Pioneer, Puyallup, at 7:30 p.m.

February's meeting consisted of a slide show on Auriculas from the APS Slide Library. The March meeting was also a slide program, this one by Molly Sanderson from Ireland entitled "Primroses I have Grown", courtesy of the APS Slide Library.

The chapter is busy putting the final touches on their hosting of the APS National Show and Annual Meeting. And a week after the big event, the chapter will put on a demonstration at the Spring Fair at the Puyallup Fair Grounds (April 18-20). This is one busy chapter!

## OREGON

### Oregon Primrose Society

Meets the third Friday of every month from September through May at 1 p.m. at the Milwaukie Community Club, 42nd and Jackson Sts., Milwaukie, OR. Contact Thelma Genheimer, chapter president, for details.

### Valley Hi Chapter

Meets the second Monday of the month from September through November and February through May at 1 p.m. at Thelma Genheimer's house, 7100 SW 209th, Beaverton, OR. Contact Thelma for details.

## BRITISH COLUMBIA

### BC Primrose Group

Meets at the South Arm United Church at No.3 Road and Steveston Highway. Contact John Kerridge for details.

December's program was the No. 1 slide show from the APS Slide Library



### News from the Chapters continued

put together by John O'Brien and was very much enjoyed. Regretfully, a small amount of snow earlier in the day kept the attendance low. They discussed the new **Barnhaven Book of Primroses** by Angela Bradford. It contains many color pictures and a very complete history of the Barnhaven primroses from Florence Bellis through to the present time.

### Change of date and venue for the Spring Show:

The BC Primula Group will hold their annual show and sale in conjunction with the Alpine Garden Club of BC Spring Show at the Floral Hall, Van Dusen Gardens, 5251 Oak St., Vancouver, BC on **Saturday, April 19**, from noon to 5 p.m. and on **Sunday, April 20**, from 9 a.m. to 5 p.m.

The January meeting covered seeds and seed planting. Dennis Oakley showed samples of the mix favored by Renee Oakley: equal parts of No. 1 and No. 2 granite grit, pumice, and Sunshine™ peat. For the planting boxes, he showed two sizes of the kind of Styrofoam meat containers picked up

from a friendly butcher at Safeway. For coldframe or greenhouse, these containers are used in pairs, one inside the other, with the top one having holes poked in the bottom with a fork for drainage. For the seed bench outside, the bottom one is not used, but is useful for watering from below when inside. The other method was a plastic planter filled with toilet paper roll centers, which produce fantastic root systems when filled with the mix. After lightly sprinkling the seed on the surface, Dennis covered it with a very thin layer of perlite, since primulas need light to germinate.

John Kerridge showed slides of a very successful method he used with a cold frame covered with old window frames and glass. The seed was sprinkled on a bed of peat and pumice and the frames covered when the weather turned sunny with old bed sheets. The seed germinated like mustard and cress!

Thea Foster also showed pictures of some of her hybridizing of auriculas and also of *Primula x pubescens* in her efforts to produce clear, bright colors. ✿

### Looking for a Special Quarterly Issue?

Cheryl Fluke, the APS Quarterly Librarian, has a number of back issues of *Primroses* still available. These Quarterlies are very reasonably priced and contain many fascinating and useful articles on all aspects of the primula world. Quarterlies through Volume 49 (1991) are priced at 25¢ per issue, while an entire set costs \$40 US. Cheryl is able to offer many of the surplus quarterlies due to printing overruns, but often some difficult-to-find issues arrive through the generosity of APS members and their families.

To inquire about specific issue availability, to donate quarterlies, or to order, contact Cheryl directly:

Cheryl Fluke, APS Quarterly Librarian  
17275 Point Lena Loop Road  
Juneau, AK 99801-8310

## Finding *Primula parryi*

By Neal Jacques, Burien, Washington

Last July 1, I went hiking in the Great Basin National Park, on the Nevada-Utah border. About a mile from the road, I hiked along Spring Creek, which feeds into Teresa Lake (10,200 feet). As I hiked, I encountered plants of *Primula parryi* with their feet in the water along-side the creek, in full shade. I had read that the primrose is often found in such a setting, so I was not surprised to see it there.

Several days later, on the fourth of July, I climbed Wheeler Peak by the usual way-trail (about three miles from the road). On the summit ridge at 12,800 feet, I was surprised to find bunches of *P. parryi* growing in minute pockets of alpine tundra, tucked in between the boulders. Apparently the

plants' source of water was snow cornices that had just melted and were no longer visible. The location, well above tree-line and a truly alpine setting, is normally very dry during the summer.



Great Basin National Park, established in 1986, has an good paved road leading to campgrounds at both 7,500 feet and 10,000 feet. Plant lists are available at the ranger station, and the park is not crowded (rangers said the campgrounds are full only on the Fourth of July and Labor Day). I was able to take several interesting hikes in the park besides the two mentioned. If you would like to know more details, I would be happy to answer questions about my trek, and can be contacted through the editor. ✿

## APS Annual Summer Picnic

SATURDAY, JULY 12, 1997 — 12:00 NOON

All APS members are invited! It's a potluck picnic at June Skidmore's house:

6730 West Mercer Way  
Mercer Island, Washington  
(tel: 206-232-5766).



Bring your own set-up and we'll supply the coffee and pop.



# Plant Portrait

By Ann Lunn, Hillsboro, Oregon

## PRIMULA CAPITATA

The APS Seed Exchange is an excellent source of unusual, hard-to-find primulas. One such species, *Primula capitata*, along with its subspecies *mooreana*, appears on this year's list.

Sir Joseph Hooker discovered *P. capitata* in 1849 in Sikkim. Since that time, populations of the species has been found over a wide area in the Himalayas including Sikkim, Nepal, Bhutan and southwestern China. Six subspecies have been described: *capitata*, *craibeana*, *crispata*, *lacteocapitata*, *mooreana* and *sphaerocephala*. Of these, *P. capitata* subsp. *mooreana* is the most widely grown and is often found listed as simply *P. mooreana*.

This attractive plant is relatively small, 6 to 12 inches in flower, with spoon-shaped light green leaves that have a heavy coating of farina on the undersides. The leaf margins are serrated and the upper surface of the leaf is somewhat hairy. Head-like umbels of blue-purple to deep purple, sweetly scented flowers top a long, rather slender farinose stalk.

The calyx and underside of the petals are usually strongly farinose, giving the impression of a light dusting of snow.

*Primula capitata* has a long flowering period, from May to September. The subspecies *sphaerocephala* is the earliest to bloom; subspecies *mooreana* the last. The latter subspecies is also the most robust grower with slightly larger flowers of a richer color.

One drawback to this species is its short life span. Although it can bloom

Photo by Orval Agee



*Primula capitata* at Berry Botanic Garden.

the first year from seed, it may not live over three years. Blooms the second and third year are not as large or substantial as the first. However, if the plants are grown in groups, seed is freely set. The seed germinates easily and, if the growing conditions are right, *P. capitata* will reseed itself.

In nature, *P. capitata* is found on damp slopes and along streamsides. In cultivation, *P. capitata* needs a well-drained, but moisture retentive soil that is not allowed to dry out. A location in partial high shade is ideal to keep the plants cool during the summer, but allow enough light for good bloom.

So, if you didn't order *P. capitata* this year, be sure to mark it on your list for the 1998 Exchange!

## SOURCES

Richards, A. J. (1993), **Primula**, Batsford, Ltd., London.

Halda, Josef (1992), **The Genus Primula**, Tethys Books, Englewood, Colorado. ❁

# APS Seed Exchange News

By Claire Cockcroft, Redmond, Washington

The 1997 Seed Exchange is winding down, with only a few surplus seed orders left to process. John and Sylvia McDonnell ran a smooth operation from start to finish this year, holding to the schedule presented to the APS Board of Directors. Although fewer members donated seeds this year, those who did sent excellent quality seeds, well cleaned and in hefty amounts.

For the first time, a limit was placed on the total number of packets that could be ordered, and two distributions were undertaken. From the letters that the McDonnell's received, folks were very happy with the results. The number of members participating in the primary exchange rose (279 orders versus 255 last year), and most received most of their first choices; 6,489 packets of seeds were sent out, averaging slightly over 23 packets per order. In the secondary seed distribution, 2,294 packets of seeds went to 52 orders — averaging over 44 packets per order. Four or five surplus seed orders a week are still trickling in, and should bring the total to over 8,800 packets of seeds shipped this year.

The McDonnell's are ready to pass the Seed Exchange on to another group for next year. They have a few changes to suggest to the Board to fine tune the operation, and will act as advisors to the next Seed Exchange Coordinator. This is a good job for a chapter to undertake, and with the McDonnell's help, should not prove too difficult. If any members are interested in tackling the job, please contact John and Sylvia or an APS Board member.

John and Sylvia would like to thank the seed donors for helping to make this Seed Exchange such a success. Sylvia watched me clean and sort seeds this year and marveled that so many members take the time and trouble — some varieties can be a lot of work! They would also like to thank the Seattle and Eastside Chapter members who helped with the packaging of seed and the filling of orders. They had a great crew — and a lot of fun. Thank you!

## CORRECTION

Dr. Roy Preston of Seattle wrote regarding No. 187, listed as *Primula verticillata* in the 1997 Seed Exchange catalog. He calls the plants "verticulata with farina", unsure of "verticulata" but emphasizing the farina. He has selectively bred the plants for farina, which seems to be a recessive characteristic in them. Dr. Preston advises that these plants are not very hardy, but thrive outside in summer and bloom candelabra-style, with several bloom stalks at one time. They are even better as houseplants, because the farina is at its best and the plants bloom even more freely.

Dr. Preston starts the seeds inside under fluorescent lights, and waits to pot up the seedlings individually until they have formed several long roots. Finally, he mentions that the blooms are identical to those of *Primula x kewensis* (featured in the Plant Portrait, **Primroses**, Vol. 54, No. 4, Fall 1996). ❁



# Journal Report

By Mary Frey, Kent, Washington

## PETIOLARIDS AND PICKS

John Dennis offers advice on propagating and growing the sometimes difficult but beautiful Petiolarid primulas in the December 1996 *Quarterly Bulletin of the Alpine Garden Society*. Dennis includes *Primula irregularis*, *P. aureata*, *P. sonchifolia* and *P. boothii* when describing his techniques. He regularly hand pollinates these primulas because they yield more seed than if left to their own devices. He collects and immediately sows seed beginning in June and sometimes into October. Dennis uses a standard seed planting method for alpiners; however, he rejects using pellet fertilizers because they only work at soil temperatures above 70°F. Petiolarid primulas rest in summer and new roots grow only when the temperature drops — which is when the plants need extra nutrition.

Dennis also employs division to obtain new plants, being scrupulous with proper sanitation and watering practices. He ensures success with a battery operated mist system. He writes, "Technology ... should be used by gardeners ... and no embarrassment need be felt; after all, Adam did not even have a spade to cover his blushes!"

The Joint Rock Garden Plant Committee of the Royal Horticultural Society, the Alpine Garden Society, and the Scottish Rock Garden Club recognized two primulas in its 1995-1996 selections.

*Primula* 'White Linda Pope' received a coveted First Class Certificate, awarded to plants of outstanding

excellence. This beauty sports many perfectly formed umbels of up to 25 flowers; 6-15 is the norm. The white flat-faced corollas have a creamy green center and emit a delicate fragrance. Although this plant is described as "suitable for the rock garden", gardeners claim that only with alpine house conditions "does it come into its own".

*Primula allionii* 'Gilderdale Glow' won an Award of Merit, bestowed to plants of great merit for exhibition. Grown in an alpine house, this winning plant is thirteen years old and now almost too heavy for its grower, Betty Craig, to lift! The accompanying photo shows a pot smothered with charming, heavily notched lilac pink blooms without a hint of foliage.

## A PARADISE O'PLANTS

APS member Marietta O'Byrne is showing up with regularity in **Fine Gardening**. Her feature article in the January/February 1997 edition entitled "A Plant Collector's Paradise Starts with Seeds" is accented with inspiring photos, including an entire page with prominent drifts of Asiatic primroses. O'Byrne fills the piece with great ideas for novice gardeners and she also adds a few tricks for old green thumbs. For instance, she and her spouse, Ernie, discovered that seeds for the black leafed *Cimicifuga ramosa* 'Brunette' germinated only after a double dormancy.

Marietta writes about hellebores in the magazine's April 1997 issue. Until recently, hybridizers in Europe have kept new colors and forms a secret but they

are now available in North America. Of course, hellebores successfully grow in dry shade but they flower better under the same garden conditions as primroses. The accompanying photo by Ernie O'Byrne is of a floriferous, dark maroon *Helleborus x orientalis*.

## REGINALD FARRER

Charles Elliot traces "The Rocky World of Reginald Farrer" in the December 1996 issue of **Horticulture**. Elliot writes, "The annals of plant collecting are full of odd characters, but

it is difficult to find one who combines quite as many oddities as Reginald Farrer." Farrer, a British gardener, writer and explorer, discovered a rare arenaria when he was only fourteen. His travels led him to the Alps and Asia where his finds include *Primula agleniana*, *P. optata* and several gentians. He often dreamt of finding a pea-green primula or sky-blue rhododendron. Farrer's *The English Rock Garden* was published in 1919, a year before he died.

E-mail address:

MLFREY@AOL.COM ❀

## American Primrose Society Bookstore

New for 1997!

**Florists' Flowers and Societies**, by Dr. Ruth Duthie — \$ 9.00 US

**The Barnhaven Book**, by Angela Bradford — \$12.00 US

**Society Guides** from the National Auricula and Primula Society, Midland and West Section (Great Britain)

#1 **Show Auriculas**, by Peter Ward, revised 1997 — \$4.00 US

#3 **Alpine Auriculas**, by Derek Telford — \$2.00 US

#4 **A Classified List of Alpine Auriculas**, by Ed Pickin — \$3.25 US

#5 **Auricula History**, by David Tarver — \$3.50 US

#6 **Stripped Auriculas**, by Allan Hawkes — \$2.00 US

#7 **Border Auriculas**, by Geoff Nicole — \$3.00 US

Shipping for a full set of all society guides \$3.00 in the US, \$5.00 outside the US.

**Primula**, by John Richards — \$40 US (new price)

Periodically, our librarian obtains older, used books. For a list of what is currently available, send a self-addressed, stamped envelope to her. Address your orders and inquiries to:

Thea Oakley, American Primrose Society Librarian

3304 288th Ave. NE

Redmond, WA 98053 USA

Thea's E-mail address: othea@halcyon.com

Orders must be prepaid in US dollars by check on a US bank or by international money order, made out to **Thea Oakley, A.P.S. Librarian**. Postage and handling: in the US add \$3 for the first book and \$1.50 for each additional book, or outside the US add \$5 for the first book and \$2.50 for each additional book.



# Board of Directors Meeting

January 11, 1997 at Mary McCrank's restaurant, Chehalis, Washington

Present: June Skidmore, Addaline Robinson, Thelma Genheimer, Claire Cockcroft, Candy Strickland, April Boettger, Allan Jones, Rosetta Jones, Dan Pederson, Thea Oakley, Ann Lunn.

The meeting was called to order by President June Skidmore. The minutes of the previous meeting were approved as written.

## TREASURER'S REPORT

The figures were discussed and the Treasurer reports that the Society is in better shape this year than last. A motion to enter into a reciprocal membership agreement with the Rhododendron Species Botanical Garden (Federal Way, Washington) was approved.

## EDITOR'S REPORT

The Winter 1997 issue will be mailed next week. The theme for the spring issue will be "Primroses in the Wild."

## SEED EXCHANGE REPORT

Since the current Seed Exchange Directors have recently acquired a computer, no laptop was purchased for the Society. Cheryl Fluck (Juneau, AK) has offered to donate one next year. The seed orders will be filled starting Monday, January 13, 1997. The seed exchange is going smoothly and there have been many requests for the Supplementary List.

## NOMINATING COMMITTEE REPORT:

At this point, the following slate of officers has been proposed:

President: June Skidmore (Seattle, WA)  
 Vice President: No nominee  
 Recording Secretary: Miwa Ohta (Seattle, WA)  
 Treasurer: Addaline Robinson (Gaston, OR)  
 Director (2000) Position 1: Lee Raden (Phoenixville, PA)  
 Director (2000) Position 2: No nominee

A motion to mail the incomplete ballot with the Winter Quarterly was approved. Obviously, more participation by the general membership is needed.

## CORRESPONDENCE

Maedythe Martin proposed that a set of rules be enacted whereby hybrid primroses can be named. Currently, there are rules only for naming show auriculas. It was agreed that the Washington State Chapter under the leadership of Rosetta Jones and Thea Oakley will develop a set of guidelines and forms for naming primula hybrids.

## INTERNET REPORT

The APS Home Page has attracted several new members. The information on the web page is updated as required. A suggestion was made to keep a list for membership purposes of those people who sign the guest book.



## MEMBERSHIP REPORT

Claire presented a printer's proof of a rack card to be used for soliciting new members. The design was approved; cost will be approximately \$1437 for 4000 copies. A proposal for soliciting membership was given by Ann Lunn. Included in the proposal were two classified advertisements; one to Horticulture magazine and the other to Fine Gardening magazine. Rack cards will be mailed to selected botanic gardens. A card will be mailed to new members to ascertain where they were introduced to the APS. A motion to provide \$300 for the above activities was approved.

## NEW SLIDE LIBRARIAN

The new slide librarian is Bridgie Graham-Smith from Tacoma, Washington. This new information will be printed in the Quarterly. The Board wishes to thank John O'Brien for the work he did in organizing new slide programs and for administering the program the past four years.

## NATIONAL SHOW

The 1997 National Show will be held in Tacoma, Washington on April 12, and 13, 1997 at Lakewood Mall in Tacoma. In addition to the usual activities, garden tours are planned for

both Saturday and Sunday. A Hospitality committee has been formed to provide lodging for out-of-town guests. Informational brochures will be sent with the Winter issue of the Quarterly.

## NORTHWEST FLOWER & GARDEN SHOW

June Skidmore and the Seattle Chapter are cooperating with the North American Rock Garden Society to set up a floor display. They will set up February 2 and take down February 10th. Plants are needed for the display.

## CHAPTER REPORTS

Eastside Primula Society is looking for a new meeting place. Any change will be noted in the Quarterly.

## BOOK STORE REPORT

Currently, there is approximately \$1300 in book inventory. Last year, \$960 was taken in. This figure includes the \$500 contribution from the APS treasury. A new book, "Florists' Flowers and Societies", by Dr. Ruth Duthie, has been added. The cost for each book is nine dollars plus postage. The new Barnhaven book by Angela Bradford has been ordered.

Date and Location of next meeting: at the National Show, April 12, 1997, at 3:00 p.m. in the Community Room of the Lakewood Mall.

Respectfully submitted,  
 Ann Lunn  
 Substitute Secretary ❀



## Plant Societies

### National Auricula and Primula Society

Invites all auricula and primula lovers to join in this old society. Membership includes yearbook.

#### Northern Section

D.G. Hadfield

146 Queens Road, Cheadle Hulme, Cheadle, Cheshire, England.

#### Midland and West Section

Peter Ward

6 Lawson Close, Saltford, Bristol, England BS18 1BG.

#### Southern Section

Lawrence E. Wigley


67 Warnham Court Road, Carshalton Beeches, Surrey, England SM5 3ND.

### The New Zealand Alpine Garden Society



invites you to join other overseas members enjoying the benefits of our Society. Two informative Bulletins each year and an extensive NZ native section in our seed list enhance the contact with New Zealand alpine plant lovers. Enquiries to the Membership Secretary or join by sending the equivalent of NZ \$25 payable to NZAGS (Inc.). Visa/Master Card facilities available.

**New Zealand Alpine Garden Society,  
PO Box 2984, Christchurch, New Zealand.**



## SISKIYOU RARE PLANT NURSERY

2825 Cummings Road Medford, OR 97501  
Baldassare Mineo, Owner

Unusual and hard-to-find alpine, woodland, and rock garden plants as well as larger perennials, shrubs and Japanese Maples to complete your garden design. Many species and cultivars of Primulaceae.

**VISIT OUR GARDENS AND SHOP!** Call 541-772-6846 for information on "Open Garden Days".  
Send \$3.00 for colorful Spring & Fall catalogs today!

## The Mystery Androsace

By Arthur P. Dome, Seattle, Washington

### THE LAST CHAPTER

The "Mystery Primrose" first mentioned in the Fall 1996 issue of *Primroses* has been determined to be a "Mystery Androsace". The Winter 1997 issue relates the opinions of those who had responded by press time. The majority of respondents considered it most likely to be *Androsace chamaejasme*.

Since then I have had some very fine detailed comments and opinions that I'd like to share. They were from Lawrence E. Wigley, Hon. Secretary, National Auricula & Primula Society, Southern Section, Surrey, England, Ian Scott, Fife, Scotland, and Tom McCrea, Deganwy, North Wales.

Tom McCrea thought that if the mystery plant were a primrose, it was most likely *Primula cortusoides*. But again, the majority of respondents said it was an androsace and most likely to be *A. chamaejasme*.

Lawrence Wigley sent a very detailed evaluation of how he determined it was *A. chamaejasme*. Here is an excerpt from his letter that I'm sure influenced his decision:

"Reverting to your photograph with a strong lens, the only 'fresh' flower is the one with the yellowish eye. All the others have their petals turning up at the edges, i.e., they are in the last stages of fading. One was now looking for a species with a description akin to the solitary fresh flower! I had almost given up when I came across the following:

*Androsace chamaejasme* — rosettes 1 - 2 cms., flowers 8 - 12 mm. across, white with yellow eye aging to light pink with red eye. 2 - 8 flowers per stem, 3 - 6 cms. in height. The species has an extremely wide area of distribution. This is given as European Alps plus representation in Siberia, Central Asia, China and North America."

I believe this information came from the AGS Encyclopedia of Alpines, 1993, and maybe other sources.

I thank Mr. Wigley for the time and effort he spent researching the identity of this plant, as well as Mr. McCrea and Mr. Scott, who must have spent hours also. Thanks again to everyone who wrote to me for the time and effort they spent making everything concerned more interesting. ❀

Photo by Art Dome



Only one flower is fresh, all the others fading, in this photo of Art's Mystery Androsace.



## Officers of the Chapters

### Doretta Klaber Chapter

President, Dot Plyler  
18 Bridle Path  
Chadds Ford, PA 19317

### Eastside Chapter

President, Thea Oakley  
3304 288th Ave. NE  
Redmond, WA 98053

### Oregon Primrose Society

President, Thelma Genheimer  
7100 SW 209th Ave.  
Beaverton, OR 97007

### Tacoma Chapter

President, Dan Pederson  
7614 48th Ave. E.  
Tacoma, WA 98443

### Valley Hi Chapter

President, Orval Agee  
11112 SE Wood Ave.  
Milwaukie, OR 97222

### Washington State Chapter

President, Rosetta Jones  
E. 170 Dunoon Pl.  
Shelton, WA 98584

### Seattle Chapter

President, June Skidmore  
6730 W. Mercer Way  
Mercer Island, WA 98040

### Alaska Group

Contact Mrs. Lee Sandor  
3311 Foster Ave.  
Juneau, AK 99801

### British Columbia Primrose Group

President, John Kerridge  
4660 10th Ave. W. #1102  
Vancouver, B.C., Canada V6R 2J6

**Editorial Deadline for Summer Issue of Primroses is May 15**

## Recommended By Millions!



Look for "Schultz-Instant" plant care products in leading floral and garden departments

## MT. TAHOMA NURSERY

Rick Lupp (206) 847-9827

Alpines, Washington State  
Natives, Species Primulas,  
Troughs and Trough Plants  
*Custom Propagation*

Nursery open  
by appointment only  
Mail Order in U.S. & Canada only

Send \$1.00 for Plant List  
28111 - 112th Avenue E.  
Graham, Washington 98338



## APS GARDEN AURICULA PHOTO CONTEST!

A generous friend of the A.P.S. would like to sponsor a full color edition of Primroses featuring Garden Auriculas, and what better way to get pictures than a photo contest! The photos must be in color, and may be slides, prints, or on PhotoCD™. Photos must depict Primula auricula species and/or hybrids growing in the garden (not in pots), and may feature single plants or groups of plants. \$5 will be awarded for each photo accepted for publication. First, second, and third place cash prizes will also be awarded.

### Prizes:

1st Prize \$25  
2nd Prize \$20  
3rd Prize \$15  
\$5 for each photo accepted  
for publication

### Send your photos to:

Claire Cockcroft  
A.P.S. Editor  
4805-228th Avenue NE  
Redmond, WA 98053-8327  
USA

Proposed publication date: Spring, 1998. All prizes will be awarded. All photos will be returned, but the A.P.S. retains reprinting rights at no additional fee.

### APS COMMITTEE CHAIRMEN

#### EDITOR

Claire Cockcroft  
4805-228th Ave. N.E.  
Redmond, WA 98053  
E-mail: ccrft@halcyon.com

#### QUARTERLY LIBRARIAN

Cheryl Fluck  
17275 Point Lena Loop Rd.  
Juneau, AK 99801

#### LIBRARIAN

Thea Oakley  
3304-288th Ave. N.E.  
Redmond, WA 98053  
E-mail: othea@halcyon.com

#### ROUND ROBIN

Edward Davis  
226 S. High Street  
Hillsboro, OH 45133

#### SHOW JUDGES

Rosetta Jones  
E 170 Dunoon Place  
Shelton, WA 98584

#### SLIDE LIBRARIAN

Bridgie Graham-Smith  
24 Westlake St. SW  
Tacoma, WA 98498  
E-mail: b\_a\_g\_amith@prodigy.com

#### SEED EXCHANGE

John and Sylvia McDonnell  
4430-232nd Ave. N.E.  
Redmond, WA 98053

#### APS HOME PAGE

<http://www.eskimo.com/~mcalpin/aps.html>

The manuscript for this American Primrose Society quarterly was prepared and submitted to Eagle Press in electronic form with an Intel® Pentium® P100 PC. Text files were processed and edited using Calera® WordScan™ and Microsoft® Word for Windows®; manuscript composition used Adobe® Pagemaker® and Photoshop® and CorelDRAW®.

For permission to reprint any part of *Primroses*, please contact the editor.



---

# Primroses

Volume 55, No. 2 Spring 1997

