



Primroses

THE QUARTERLY OF THE AMERICAN PRIMROSE SOCIETY

AUTUMN 2006

VOL. 64

No. 4



Primroses

The Quarterly of the American Primrose Society

Volume 64 No 4

AUTUMN 2006

The purpose of this Society is to bring the people interested in *Primula* together in an organization to increase the general knowledge of and interest in the Collecting, growing, breeding, showing and using in the landscape and garden of The genus *Primula* in all its forms and to serve as a clearing house for collecting and dissemination information about *Primula*.

President's Message by Ed Buyarski 5
 Vermont's Primrose Lady by Elaine Malloy 7
 How do your primroses grow? by Susan Gray 9
 Derek Parsons' Super Stripes 17
 Primulas by the Dozen 21
 Plant Portrait by Maedythe Martin..... 22
 Photo Contest..... 23
 Primula Vulgaris in the Wild by Ian Scott..... 24
 Plumb's Vintage Bits 27
 Seed Exchange 2006-07 28
 APS Membership List 29
 Pins & Thrums 33
 Minutes of October 15, 2006 34
 Membership Renewal 2007 38
 Pictorial Dictionary Free Offer 40

Front Cover: Maedythe Martin has been admiring Derek Parsons' plants and hybridizing her own stripes since 1996. They are definitely striped, but there is room for improvement. This is one, 'Tasket' from 2005 that is a cross between an early stripe of Maedythe's crossed with a green-edged auricula to improve the form.

Postmaster: Send address changes to APS Treasurer, Julia Haldorson, P.O. Box 210913, Auke Bay, AK 99821

Primroses is published by the American Primrose, Primula and Auricula Society, 19933 Cohen Dr. Juneau, AK 99801. Membership in the Society includes a subscription to Primroses, Seed Exchange privileges, and the use of a Slide Library. Dues for individual or household membership in the American Primrose Society, domestic, and Canada are \$25 per calendar year, \$70 for three years or \$350 for an individual life membership. Overseas rates are \$32 per annum, and \$90 for 3 years. Submit payment to the treasurer. Membership renewals are due November 15 and are delinquent at the first of the year.

ISSN 0162-6671



Photo: Derek Parsons

Derek Parsons has kindly given us permission to reproduce some of his new introductions of striped auriculas for 2006. Here is Derek's cold frame in Monmouth, Wales, full of his pretty striped auriculas. More color photos inside.

PRIMROSES • The Quarterly of the American Primrose Society

Editor	Editorial Committee								
<p>Matt Mattus 26 Spofford Road Worcester, MA 01607 mmattus@charter.net</p>	<p>Susan Gray Maedythe Martin Michael Plumb Judy Sellers</p>								
<p>EDITORIAL Manuscripts for publication in the quarterly are invited from members and other gardeners, although there is no payment. Please include 300 dpi digital shots (to final print size) . They will either be converted to black and white, or used in color. Photo prints on paper, transparencies, or slides are also accepted. Send articles directly to the editor at mmattus@charter.net. Articles composed in Microsoft Word are preferred. APS reserves the right to use submitted articles and pictures for other official APS uses. Primroses, The Quarterly of the American Primrose Society is created on an Apple Mac G4 using primarily the page layout software Adobe InDesign CS and Adobe Photoshop.</p>	<p>ADVERTISING Advertising per issue: Rates are available from the Editor. Full color back cover and black and white ads are available. Please contact mmattus@charter.net for more information, rate card and media kit.</p>								
<p>EDITORIAL DEADLINES</p> <table> <tr> <td>Winter issue</td> <td>December 10</td> </tr> <tr> <td>Spring issue</td> <td>March 10</td> </tr> <tr> <td>Summer issue</td> <td>June 10</td> </tr> <tr> <td>Autumn issue</td> <td>September 10</td> </tr> </table>		Winter issue	December 10	Spring issue	March 10	Summer issue	June 10	Autumn issue	September 10
Winter issue	December 10								
Spring issue	March 10								
Summer issue	June 10								
Autumn issue	September 10								
<p>PHOTO CREDITS All photos are credited and are copyrighted. They remain the property of the photographer.</p>									

Special Editor for Fall 2006 Issue: Jane Guild, Sooke, BC email@janeguild.com

OFFICERS & BOARD OF DIRECTORS

President	Ed Buyarski P.O. Box 33077 Juneau, AK 99803-3077 (907)-789-2299	amprimsoc@hotmail.com
Vice President	Judith Sellers 2297 Co Hwy. 18, South New Berlin, NY, 13843	jsellers@frontiernet.net
Secretary	Michael Plumb 9341 Kinsley Crecent Richmond, BC V7A AV6 (604) 241-0498	mp-9341-rp@uniserve.com
Treasurer/Membership	Julia Haldorson P.O. Box 210913 Auke Bay, AK 99821 (907) 789-5860	julia-haldorson@ak.net

DIRECTORS

Through 2008	Linda Bailey 1720 Highway 20 East Collville, WA 99114 (509) 684-8936	lbailey@plix.com
	Susan Gray RR #2 South Ohio, NS BOW 3E0 Canada	briarwood@ns.sympatico.ca
Through 2007	Arlene Perkins 580 Perkins Rd. Montpelier, VT 05602	arlene@pshift.com
	Mark Dyen 132 Church Street Newton, MA 02158	dyenreisen@rcn.com
Through 2006	Rodney Barker 49 Woodcliff Road Newton Highlands, MA 02461	rodney@justice.com


Statement of Ownership, Management and Circulation

(Required by 39 U.S.C. 3685) 1. Publication title: Primroses. 2. Publication number: 0162-6671. 3. Filing date: 1 October 2005. 4. Issue Frequency: Quarterly. 5. Number of issues published annually: four. 6. Annual subscription price: \$25.00 US/Canada; \$32.00 foreign. 7. Complete mailing address of known office of publication: American Primrose Society, P.O. Box 210913, Auke Bay, Alaska 99821. 8. Address of headquarters or general business office of publisher: American Primrose Society, P.O. Box 210913, Auke Bay, Alaska 99821. 9. Names and addresses of publisher, editor, and managing editor: Publisher: American Primrose Society, P.O. Box 210913, Auke Bay, Alaska 99821. Editor: Matt Mattus, 26 Spofford Road, Worcester, Massachusetts, 01607-1636, Managing editor: None. 10. Owner: American Primrose Society, P.O. Box 210913, Auke Bay, Alaska 99821. 11. Known bondholders, mortgages, and other security holders: None. 12. The purpose, function, and nonprofit status of this organization has not changed during preceding 12 months. 13. Publication title: Primroses. 14. Issue date for circulation data below: Fall, 2004. 15. Extent and nature of circulation. A. Average number of copies each issue during preceding 12 months: 650; No. copies of single issue published nearest to filing date: 650. B. (1) Paid/requested outside-county mail subscriptions stated on form 3541: average during preceding 12 months, 333; issue nearest filing date, 347. (2) Paid in-county subscriptions stated on Form 3541: average during preceding 12 months, 0; issue nearest filing date, 0. (3) Sales through dealers, carriers, street vendors, counter sales, and other non-USPS distribution: average during preceding 12 months, 0; issue nearest filing date, 0. (4) Other classes mailed through the USPS: average during preceding 12 months, 173; issue nearest filing date, 194. C. Total paid and/or requested circulation: average during preceding 12 months, 506; issue nearest filing date, 541. D. Free distribution by mail: average during preceding 12 months, 0; issue nearest filing date, 0. E. Free distribution outside mail: average during preceding 12 months, 0; issue nearest filing date, 0. F. Total free distribution average preceding 12 months, 0; issue nearest filing date, 0. G. Total distribution: average preceding 12 months, 506; issue nearest filing date, 541. H. Copies not distributed: average preceding 12 months, 144; issue nearest filing date, 109. I. Total: average 650; issue nearest filing date, 650. J. Percent paid and/or requested circulation: preceding 12 months, 100%; issue nearest filing date, 100%. 16. Publication Statement of Ownership required, will be printed in the Fall 2005 issue of this publication. Julia Haldorson, Treasurer; Matt Mattus, Editor.

President's Message

ED BUYARSKI

Winter has hit us here in Alaska in record fashion with three weeks to go before it officially starts. Yes, all our plants are well insulated by the six feet of snow we've gotten in the last four weeks but we're really getting tired of shoveling snow, especially if this is only the beginning! Of course we could have a green Christmas too, given the usual (??) weather we can have in Southeast Alaska. This year has had everything but usual weather though, and November was the coldest and second snowiest on record after three straight months with over 10 inches of rain!



I am looking forward to spring even more than usual and hope to start some nice new primroses for future years' flowering. I even have a couple of flats of *Fargesia nitida* seedlings under my lights. These are from my hardy clumping bamboo that has been flowering for a couple of years. This Blue Fountain bamboo is a common variety at high elevations (10-12,000 ft) in Yunnan, China, where we traveled in 2000. Since it is a clumping variety it can be used in landscapes interplanted with our favorite primroses and other perennials. It has tolerated -4°F with minor damage to a few leaves, and sprouts back nicely. My clumps had reached 8-12' but are now flowering themselves to death. Considering this clone last flowered about 100 years ago I am unlikely to see it flower again.

By the time you receive this issue, we hope to be getting close to our normal schedule for the Quarterlies. We do hope that you will renew your membership so that you can receive a free copy of the reprinted Pictorial Dictionary which is available to all members on the APS website in the Members Only area. Passwords will be issued with your renewal. A CD version is also available. The BC Primrose Group has been working hard to put this together as a reference for all of us to use.

The Seed Exchange people have also been working to put together a good assortment of seeds for us to try this winter.

The Juneau Chapter continues to plan the 2007 National Show and will be sending out tantalizing bits and pieces of information along with photos to tempt you to attend in May. We hope to see you there.

Plan Your Trip now!

**JUNEAU
ALASKA**

2007 NATIONAL PRIMROSE SHOW
MAY 19 -20

HOSTED BY THE JUNEAU CHAPTER OF APS

Vermont's Primrose Lady

ELAINE MALLOY

Since the 1970's Arlene Perkins' fabulous primrose garden has been tucked away on what was once a dairy farm in Montpelier, Vermont. The late Edith Dickerson, Arlene's dear friend and next-door neighbor, introduced her to her lasting passion.

In the early years, Arlene and Edith ordered *Primula* seed and plants from Florence Bellis in Oregon. "I still have a black *Primula* 'Cowichan' with no eye, some doubles and others that were from her", notes Arlene. She never bought any of Alice Hills Baylor's plants. Alice was in her later years and no longer selling plants when she visited Arlene's garden for a New England primrose meeting.



Photo: Arlene Perkins' website
<http://www.vermonthub.com/>

Henry Perkins is Arlene's husband and right-hand man, spading new beds, mowing the lawn, as well as placing stones in the walkways and stone walls. Their garden is truly one of meandering primrose paths.

The APS seed exchange is Arlene's source for varying and difficult cultivars not easily found in local nurseries. This year the seed provided a bumper crop of over 300 germinated starts! Now her biggest problem is creating garden places for them. In June Arlene wrote, "Each year I add more space, but I am running out of shade trees to plant them under. My garden has old apple and ash trees for shade. I grow other shade loving plants in it also. Right now my showy lady slippers are blooming. I have a pure white one now, too".

Each morning Arlene can be seen strolling through her garden looking for newly opened blossoms. The day she wrote she found a yellow *Primula alpicola* in bloom. She still looks for *Primula heucherifolia* to produce a flower, as she wants to check its identity for sure.

When Vermont winters don't provide the usual fabulous snow cover, Arlene has already prepared her beds with cedar mulch and balsam boughs over new young plants. She feeds with 10-10-10 fertilizer in early spring and then adds the cedar mulch. "Sometimes I water with Miracle Gro and I mix some moo-do into the ground before planting new plants", she wrote. She follows a conservative 'farmer philosophy' by saving rain water in barrels which have a pump to water with. This is a wonderful practical feature of her garden.

Arlene was recovering from surgery at the time of our national show this year. She did, however, manage to pot up some beauties, and Phil Cook entered them for her. Attendees voted Arlene's clump of *Primula denticulata* their choice for Best in Show. She also received the Edith Tate award with her 'Arlene's #1', a showy *Primula acaulis* grown from Barnhaven seed.

Always welcoming, Arlene loves to share her special primrose paths and welcomes visitors with open arms. Bubbling with enthusiasm, she loves sending friends home with gift primroses to enjoy.



Photo: Arlene Perkins' website
<http://www.vermonthub.com/>

How do your primroses grow?

Compiled by SUSAN GRAY

As you know, weather is such an integral part of gardening. We have heard a lot about climate change. Out of curiosity, early in August, I wrote to several *Primula* growers around the world to inquire about "the state of your primulas and the summer weather": hence, this interesting report:

USA

Ed Buyarski, Juneau, Alaska had this to say late in August:

"...it has been an incredibly wet month of August - more than 9" rain so far. Only one day this month with no rain and 4 days above 60°F! Primula florindae is still blooming and of course likes the moisture; astilbes look great and monkshood is also doing well. The slugs are thriving and mushrooms sprouting everywhere. Low fire danger and no garden watering needed."

Judith Sellers, South Berlin, New York, August 23rd:

"As for New York, the very hot weather and copious rains we had during the first half of the summer have resulted in a lot of very sad looking primulas. Many of the Vernales section are suffering from molds, rots, and total loss of leaves. We have had to remove some damaged and dying leaves in the past, but seldom have we watched entire plants go 'dormant'. Luckily, a few cool days in August have encouraged the appearance of a few fresh little leaves, so we are breathing sighs of relief for those. Primula halleri has really resented the heat and humidity, with most plants completely lost. The candelabras, on the other hand, have generally been growing like cabbages with all the extra moisture, and are producing large clumps and waving more seeds atop stems than anyone wants to save. Auriculas, having produced almost no blossoms last spring, are holding up amazingly well to the humidity, and are now beginning their final leaf growth and forming offsets before settling down for cold weather, and most look promising for flowering next year."

Alan Lawrence, LaValle, Wisconsin, August 20th:

"It has been a very hot and dry summer in Wisconsin. The temperatures have been above 80°F for long periods, with most rain arriving as an occasional torrential downpour, most of which runs off. The last few days have seen a change to more reasonable upper 70s temperatures with occasional light showers.

This has not been a good summer for most primulas and our necessary absences, sometimes for 10 days at a time, have not helped. P. veris and P. elatior seem to be fairly drought tolerant, and have done quite well; as has P. cortusoides despite being moved early in the season. P. japonica did fine in a shaded moist spot. For the rest it was a struggle....Some P. kisoana expired, and the survivors set no seed. P. sieboldii did not flower. A few P. denticulata flowered and set a little seed.

I lost all of my P. hirsuta and P. auricula (the species), and most of my P. spectabilis, the survivors of which I moved back indoors in midsummer. Garden auriculas and marginata hybrids suffered but most seem to have survived..

The small species in section Aleuritia, P. frondosa, P. farinosa, P. halleri, P. darialica and P. laurentiana are all buried under other foliage and their condition is unknown. P. mistassinica seems to have expired in the dry heat. Luckily a good set of P. scotica which I did not plant outside in the spring is doing well inside, a sin of omission which has had beneficial results.

In summary, a difficult summer."

Jay Lunn, Pacific Northwest:

Although we live in the Pacific Northwest, not all areas in this region experience the same weather. The region east of the Cascades in Washington and Oregon is much hotter and drier in the summer and a lot colder in the winter than areas west of this mountain range. The area adjacent to the Pacific Ocean in both states has milder temperatures and wetter seasons. Just what primroses like! The Portland area, where we live, has summer time temperatures five to ten degrees warmer and with

less precipitation than the Puget Sound area of Washington, except in the rain shadow immediately east of the Olympic Mountains. Southwestern Oregon's climate is similar to California's and it is even hotter and drier than ours.

It is always cool and rainy in Oregon, right? Wrong! In western Oregon we do have our mild and rainy weather, but that isn't the case during the summer months. Our specific area's climate has been described as Mediterranean and that is an accurate comparison for our summer months. July, August and September are typically warm and dry, sometimes hot and really dry! This past summer, we had several days when the temperature exceeded 100 degrees F. and many that were in the 90's. In our area, we had less than one-quarter of an inch of rain in August, less than a half of an inch in September and less than one and four-tenths of an inch in October. Invariably, we experience very low humidity (in the 20-30% range) when we have hot weather. None of these conditions are going to please primroses! The remainder of our almost three feet of rain will come between November and April.

Some primroses can cope with our weather better than others. Primula sieboldii goes dormant by August and we won't see much of it until early February. Then, depending on our wintertime temperatures, they will start to produce new growth. If you have kept track of where a specific clone is planted, this is a good time to dig some of their rhizomes and pot them up as gifts for other gardeners or for sale. If you include enough of the rhizome in the pot, you will have a flowering plant by late April or early May.

Most of the primroses that don't go dormant just sit there and mostly look ugly in July, August and September! Many have been affected by mites and that doesn't help their appearance. The P. marginata and P. auricula aren't affected by them, but when grown in pots woolly root aphids are their nemesis! These plants may look all right and can survive when infected, but the aphids do weaken the plants and may eventually kill them. A P. auricula, that has received regular watering and wilts, may be badly infected and need our intervention. When P. rusbyi is wilting, you know it is time to water it and everything in its garden bed and hope that it doesn't decide to go back home to the

Southwest! The late flowering candelabras may be providing some welcome color early in this period. Some of the *P. x juliana* hybrids try half-heartedly to flower in the fall, but their show is pathetic compared to their spring exhibition.

Also during this period, most of the primroses have produced seed that needs to be collected for the exchange. The plants that have been hand pollinated will surely provide a little seed that they might not otherwise have produced. If there are many plants of the same species growing together, the insects do a good enough job of pollinating them.

Meanwhile, the *P. allionii* appear to be in suspended animation, but it won't be too many more months before they perk up, form flower buds and delight us in late January through to March. While they need protection from our wet winters here, they are very cold-hardy. They may also have a problem with woolly root aphids. More of a problem is a small green squiggly larva that appears with warmer temperatures in March. They chew at the stems and crown of the plant and, if not controlled, can cause rot to start and be the demise of the whole plant. A systemic houseplant insecticide seems to help keep them at bay; however, it is more satisfying to get hold of one (if you can find the offender) with forceps and squash it!

It is now early in November and our winter rains have begun. The cooler temperatures and longer nights of October have confused the primroses into thinking it is spring. Some are starting to produce new growth, which will have to suffer through the cold winter temperatures to come. The *P. sieboldii* remains sleeping for a while longer.

December through February are our cold months and we can experience periods of freezing and thawing. This process can tear the roots off the crowns of some primroses. Rarely do we receive enough snow cover to provide protection to our plants. Fir boughs have historically been used in our area to protect primroses from this action. They provide some protection from the swings in temperatures and allows the rain to pass through. We haven't experienced this problem in recent years and haven't spent the effort to collect boughs and cover our plants. Maybe there is a bright side to global warming!

Although we are relieved from our irrigating duties outside, there

is still work to do. Gardeners in the colder regions of our country use tree leaves to provide some protection from the cold and remove them in early spring. We don't dare allow leaves to remain on our primroses over winter, because they would turn to a soggy mess and cause the plants to rot. So, the leaves are off to the compost pile to provide some great future additive to our planting holes or potting mix. When that is done, maybe we can get a little rest. Oh, the seed exchange is coming up and we will have seeds to plant!"

U.K.

Terry Mitchell, Ossett, England, August 22nd :

"Our weather has turned almost autumnal as I type this and wet, not normal UK weather for August; however, I cannot say we have had any "normal" weather here for a few years now. We seem to get extremes of weather patterns now and not necessarily to coincide with the season. Auriculas suffered in the hot sunny spell we had here in June and July this year, but they are pretty resilient and most look fine now and are revelling in this cooler wet weather we are getting at the moment."

Ian Scott, Fife, Scotland, August 22nd :

"This has been one of the hottest, longest dry summers in living memory in Scotland and despite our best efforts we lost good plants.

Primula reptans total loss even in a shaded trough with daily spraying.

Primula wollastonii reduced to three mature plants from a dozen. However there are signs of root growth producing rosettes around the dead plants.

Primula wigramiana hardly affected although it was in same area as the previous species. However, no seed produced.

Primula reidii were nearly totally lost and no seed was set.

Primula flaccida and *Primula vialii* did not flower.

Primula soongii produced one seed head with just a couple of seed. Three surviving plants.

Primula miyabeana produced seed for the exchanges.

Primula amethystina germinated well but only a handful surviving now.

Primula henricii had poor germination and only one weak seedling produced. I will try again next year if seed is available.

Primula obtusifolia produced a small quantity of seed, but plants nearly all died from the heat.

Primula primulina germinated well, but only a few seedlings survived under heavy

shading with high humidity.

Primula florida germinated well and hardly affected although next to the previous species.

Primula maximowiczii mostly lost in the open garden but virtually unaffected in stockbed. No seed set.

Primula tungutica and Primula szechuanica did not flower (unlike the previous species) but look promising for next year.

Primula macrophylla badly hit by the temperatures and none flowered.

Primula pinnata was successful in both trough and open garden and should flower next year.

Primula prenantha now down to one plant and no reserve seed.

Primula rotundifolia was wiped out.

These are the interesting/difficult plants. Most of the candelabra types in the open garden are fine and have self seeded."

Europe and Asia

Jozef Lemmens, near Louvain, Belgium, August 11th :

"Yesterday the weather was cloudy with a little bit of rain and 18°C (12°C at night). But July was extremely hot. We got the warmest (hottest) July ever (since they started recordings).

This means I lost many plants (not only Primulas). Most of the European Primulas survived, but I lost many (really many) Asian."

Gishu Aoki, Saitama City, Japan, August 12th:

"...I was working at the Urawa Board of Education about 35 years to preserve natural and cultural heritage in Urawa City (now Saitama City). There is a natural monument designated by the Central Government. It is the Tajimagahara primrose fields, 40000 square meters width and 1 million primroses, Primula sieboldii, grow there.

Just now, I do not grow Sakurasoh at all, though I had grown ones till about 10 years ago. So the information I send you comes from Mr. Masao Ishii, the Vice-President of the Saitama Sakurasoh Society. He grows many Sakurasohs now and he is my close friend.

Here's the following answer: Just now, mid-August, the leaves of Sakurasoh in pots are still alive. In September or October the leaves will wither. The pots of Sakurasohs are put in semi-shady place in the garden. In the morning sunshine is essential. They water them in the morning and

evening.

The Tajimagahara Primrose Fields, Primula sieboldii are alive naturally. High grasses like rush cover them so the semi-shade and the moist state have helped naturally.

About the weather of August 10th, our city, Saitama City, is located near Tokyo, so the data shows the Tokyo weather: temperature at 33C max. and at 24C min., 52% humidity, clear.

Canada

Michael Plumb, Richmond, British Columbia, August 15th :

"We are having a very dry summer here in British Columbia. Even so, our P. kisoana plants, both red and white forms, have huge leaves, somewhat dry and crackly but still green and living. They are a long-established colony. Ed Buyarski commented on their immense size when he was in BC for the National Show a few years ago. They grow under a couple of rose bushes, so no doubt they lap up some of that rose fertilizer! The P. vulgaris also seem to be very tough. Some of them are "volunteers" which have somehow placed themselves in my wife's very dry rock garden in the full, baking sun, without any noticeable ill effects. The P. japonica are more sensitive to the drought, and let me know by their occasional wilting that they need refreshment. The P. denticulata are growing partly under our giant hostas in a rather damp area, so they have great long leaves and are making no complaints. The P. elatior, a species that is as tough as nails, shows occasional limpness, but watering once a week keeps these plants going, including the ones growing among concrete paving stones. The only plants that are having trouble are the polyanthus, all of which seem to be dwindling. They usually burgeon in the spring, however.

Pam Eveleigh, Calgary, Alberta, August 9th :

"...We are finally getting some respite from the hot, dry weather we have had all summer. The down side to this is the rain comes from isolated thunderstorms. Some of these storms produce hail - one hit last week with larger than golf-ball-sized hail. Thankfully the hail was slushy.

Most primulas are yellowing and have hail or slug damaged

leaves. A couple of cool nights last week have triggered some of the primulas to start forming fresh rosettes in preparation for winter. One clump of *P. rusbyi* is reblooming, *P. florindae* and *P. vialii* are just finishing and *P. capitata* has just started to bloom."

Barrie Porteous, Richmond Hill, Ontario, August 3rd :

"...We had a massive storm last night which toppled 70 foot pines and snapped others in half. ...but the primulas are all doing excellently, seedlings and all. I have a huge Primula collection and all thrive in the Muskoka region of Ontario. This has been a great year as it has been very wet and quite warm."

Brian Parker, Fredericton, New Brunswick, Aug. 10th:

"...we have had a tremendous amount of rain throughout the spring, summer and even last winter. In Fredericton we had basically no snow. I did not shovel my driveway once.

The lack of snow did not seem to affect my primroses too much; most continued to bloom basically on time and in the same manner. I have found that many did flower earlier and have already gone to seed but around here everything was about three weeks early by early June.

My dilemma this year has been that I had begun a major house renovation in July and have just today had the forms taken off my new basement. Prior to the work beginning I removed from one side of the house all the hosta, astilbe, daylily and other assorted plants to a holding area elsewhere in my small yard. My rock garden was dug up and all the material worth saving was potted up and lined up on the north side of my greenhouse...making movement through the remaining yard difficult. Otherwise all the primroses seem to have handled the re-potting well but I do not have much chance to enjoy them."

I can concur with Brian Parker above as I live in the Maritimes also. We have had plenty of rain and moderate maritime weather that I had not needed to water my young primula seedling pots that are left on the ground under the protective ferns all spring and summer.

Who says the weather is dull? It is certainly not so!

Derek Parsons' Super Stripes

Derek Parsons in Monmouth, on the Welsh border, was determined to create beautiful striped auriculas. For more than 10 years he produced over 600 seedlings every year. He selected the best and persevered. Thanks goodness he did, for now he has an amazing rainbow array of striped and fancy auriculas.



Above: 'Blossom Dearie', 'Split Ends' Photos: Derek Parsons

I first heard of Derek through Allan Hawkes in England. Allan's seed was the source of Derek's first stripes. Then in 1999 he spoke at the Midland section of the National Auricula and Primula Society annual general meeting, held in Knowle, south of Birmingham, England. Here I saw pictures of his range of stripes. I was captivated. Since then I have been corresponding with Derek, and receiving mouth-watering pictures of his new introductions each year.



Above: 'Puppy Love', 'Valley Girl' Photos: Derek Parsons

This year (2006) the Midland and West section web site of NAPS has mounted a colorful display of this year's new introductions. Henry Pugh seems to have had the clever idea of using photo thumbnails of one quarter of each individual flower pip, showing a page of fan-shaped flowers. The effect is delightful.



Do check out the website at: http://www.auriculaandprimula.org.uk/dp_2006/derek_parsons_2006_auriculas.html or Google Derek Parsons auriculas. Website Image: Henry Pugh



'Marry Me' Photo: Derek Parsons

Also look around the Midland group's website while you are there, and look at Viv and Henry Pugh's website – it is just gorgeous with all the primula and auricula pips floating around the page. It is found at <http://www.users.totalise.co.uk/~viv.pugh/index.html>

So here is a sample of the new introductions of Derek's wonderful striped auriculas from 2006 for you to admire.

Maedythe Martin



Above: 'Jarmers', 'Rackety Tam' Photos: Derek Parsons

Primulas by the Dozen

The APS seed exchange has a list of wonderful Primula you can grow for not much money and a little effort. Be sure and check the APS website to see the complete list.

To give you an idea of what can be done, here are some pictures by Claire Cockcroft of Bellevue, Washington, of some Primula she has grown from seed, most of it APS seed.

The list will be posted on the website in December and the orders will start being filled in January.



Photos: Claire Cockcroft



Clockwise from Top Left: 'Nip and Tuck', 'Fluffy Duckling', 'Theres Tidy', 'Heatwave', 'For You'
Photos: Derek Parsons

PLANT PORTRAIT

Primula maximowiczii

MAEDYTHE MARTIN

One dreary, damp spring evening, at a meeting of our local rock gardening group, a member brought in the most vivid, unusual *Primula*. It turns out to be *Primula maximowiczii*. What a red color! I have never seen the like in the *Primula* world. Looking in Richards' book *Primula*, I find the species was introduced in 1910, but though still in cultivation in 1942, Richards says "it has not been seen for many years." But lately there must have been new seed collected, for it has been in seed exchanges in the last few years. I know a friend in the Seattle area has seedlings up.



Photo: John Sheridan

The grower here in Victoria, John Sheridan, who works as Garden Curator, Hatley Park National Historic Site, Royal Roads University, says, "I got the seed from the Scottish Rock Garden Club exchange in 2003. I managed to get about one to two dozen seedlings, and about six or seven plants to flowering size by the next year." As well as the intense crimson, there is a pale yellow version. It comes from the mountains of Northern China, in dry alpine meadows. Here's a new collector's item!




Photo: John Sheridan



the AMERICAN PRIMROSE SOCIETY presents the

CATEGORIES:

Primulas Grown from
APS Seed Exchange
Primulas Grown in My Garden
Primulas from Other Gardens

FORMAT:

4" x 6" or Digital (at 300dpi,
about 5" of your screen)

RULES:

Photos can be taken from 2005
and 2006
Open to All Members except Editorial Board
Label on the back with your name and address and
provide photo details
including year taken, location and species or cultivars.

Prizes:

1st - Your name inscribed on our brand new plaque
8" x 10" framed copy of your photo on display at the National
Show
Cover page of the quarterly, *Primroses*, Spring 2007
Feature of the month on the website photo gallery, Spring 2007
2nd - Cover page of the quarterly, *Primroses*, Summer 2007
Feature of the month on the website photo gallery, Summer 2007
3rd - Cover page of the quarterly, *Primroses*, Fall 2007
Feature of the month on the website photo gallery, Fall 2007



FIRST ANNUAL APS

Photo contest

Winners will be notified in early spring of 2007

Deadline: December 31, 2006

JOIN IN THE FUN!! SEND THEM TO THE EDITOR, MATT
MATTUS. mmattus@charter.net

PHOTO ESSAY

Not a contest -- but a chance to share your ideas in print.
The Editorial Board Committee invites all members to submit
a photo essay, in about 600 words and preferably but not
necessarily be accompanied by a photo, under any of these
categories:

1. My Favourite Primula and Why.
 2. Primula Received as a Gift and What It Meant to Me.
 3. What the APS Means to Me?
- Submit them to the Editor, Matt Mattus for publication in *Primroses* during 2007

Primula Vulgaris in the Wild



IAN SCOTT

I was rather pleased to be asked to write a short article about *Primula vulgaris*, but I was rather perplexed about providing photos of this delightful plant growing in its natural environment.

I could easily provide pictures of *Primula vulgaris* growing in the dappled shade of the woods at



Photos: Ian Scott

the end of the village, or cascading down the grassy cliff face at St Andrews in Fife. The only problem is that I remember seeing the primroses being planted in both places. The fact of the matter is that up until the 1970s, people walking in the countryside thought nothing of collecting handfuls of our wild flowers, so that in some areas certain species were completely wiped out. Thankfully, this trend has been completely reversed with greater public awareness and legislation to protect the wild flowers. This has spurred people to start re-planting, so although these plants are in their natural habitat again, they are not the original plants.

To find undisturbed original colonies I would need to look further north, away from the rural areas, and back to the wilder parts of Scotland. However, here is a problem. *Primula vulgaris* does not grow in the acidic, peat-rich areas that cover most of northern Scotland. I needed a place that was fairly remote from habitation, but not highly acidic. The obvious answer was Strathtummel, where my wife's ancestors had lived over 150 years ago.

By car, the road winds erratically along the north side of Loch Tummel, following the track of the old "road to the Isles". The landscape is one of hills and glens, streams and boulders, grass and bracken, birch and alder. It must have been a harsh place to survive the gales and snow of winter, but in the warm summer months it would have been a place of plenty. You can imagine how the Highlanders must have looked forward to the first signs of approaching summer, and seen the opening of the first primroses. At first, just one or two on the sunnier banks, and then suddenly the ground along the roadside, and beneath the trees, is studded with the sulphur-yellow flowers.

There is no doubt that the primrose prefers some lime in the soil. The crofters in the glen would have limed their strips of cultivation, using limestone from the local outcrops. The trickles of water seeping down the stream beds must be rich with calcium and magnesium as the plants grow best in these depressions. However, as far as I can see, the earliest plants to flower are always those perched in full sun on the steep roadside banks, where one might have expected them to dry out. Perhaps the morning mists and dew provide sufficient moisture, even on a warm day in late spring, to make them thrive.

By midsummer the plants have virtually disappeared. The leaves are tattered and worn: straggly strangers compared to the crisp-leaved plants of spring. I have looked for seed in early summer, only to find that the abundant plants of spring are now very difficult to locate amongst the grass and other wild flowers. The seed capsules tend to curl up under the leaves, and the seed are either rapidly ejected, or perhaps ants are removing them. Either way, fertile seeds are difficult to gather, unless one has the time to check the plants every few days. However, nature has made seed dispersal very effective, and a few plants introduced to the top of a slope will produce a cascade of colour down the slope within just a couple of years.

Primula vulgaris is one plant that I have always loved having in the garden. It is delicate, yet it forgives my neglect. The summer sun may bake the soil brick hard and shrivel its leaves, but come spring, it will start again and delight me once more. It may be a common plant, but it certainly cannot be called vulgar.



BY MICHAEL PLUMB

Winter Protection

by Florence Levy

*This article originally appeared in
Volume 9, October 1951, page 28.*

In the absence of snow it is wise to have a supply of ever-green boughs in readiness to cover plants during sudden temperature drops or prolonged freezing winds. Ice mulching by gently sprinkling the plants before placing the boughs is additional protection. Mulching around the plants in the fall and early winter with rotted sawdust, stable manures, combination of both, compost or like humic material is of multiple advantage providing warmth, cushioning the beat of rain and feeding in early spring when growth becomes active. When many plants were killed in the Pacific Northwest

during the sudden drop in temperature late in January and early February following a frostless winter, those who placed handfuls of moist peat moss directly on the plants for the duration, brushing off after the freeze, lost none. Give special attention to your winter-blooming plants as these, being at the peak of activity, are more likely to collapse. A baiting program for field mice should be carried on at intervals throughout the winter. Red Squill placed under leaves or in mole runs will destroy colonies which often devastate a planting.

NATIONAL AURICULA AND PRIMULA SOCIETY

NORTHERN SECTION

Please consider joining the National Auricula and Primula Society - Northern Section. Overseas memberships are some of the best ways to learn more about your favorite plants. Benefits include publications and more. Write: Mr. K. Leeming, 3 Daisybank Drive, Sandbach, Cheshire. CW11 4JR. Overseas memberships £7.00. Please make checks payable to NAPS.
www.auriculas.org.uk

NOVA SCOTIA

- 2008 Sterling Levy, 118 Concord Ave., Fall River, NS B2T 1E7
 2006 Ronald Driskill, P. O. Box 280, Hubbards, NS B0J 1T0
 2006 Susan E. Gray, RR #2 South Ohio, NS B0W 3E0

ONTARIO

- LF Trevor Cole, 2863 John Shaw Rd, R.R. 2 Kinburn, ON K0A 2H0
 2007 Nik Cave, 3230 Uplands Dr. Apt 22, Ottawa, ON K1V 0C6
 2006 Lester Bradley, 7420 Mitch Owens Road, Guelph, ON K4P 1K9
 2006 Susan Delafield, 87 Koch Dr., Guelph, ON N1G 4H5
 2006 Ronalee R. Gerow, 587 Malory Beach Rd., R.R. #5 Warton, ON N0H 2T0
 2006 Library/Bibliothèque Agriculture & AgriFood, Edifice Sir John Carling Bldg., Ottawa, ON K1A 0C5
 2006 Barrie Porteous, 3 Breda Court, Richmond Hill, ON L4C 6E1
 2006 Kristl Walek, Gardens North, 5984 Third Line Rd North, N. Gower, ON K0A 2T0
 2006 Barbara Ann Wilkins, 213 Rosedale Heights Dr., Toronto, ON M4T 1C7

QUEBEC

- 2007 Jean Marc Aubert c/o Pneu Dominic, Inc., 26 Rue de l'Artisan, Victoriaville, QC G6P 7E4
 2006 Maria Galletti, Alpines Mont Echo, 1182 Parmenter Rd., Sutton, QC J0E 2K0
 2006 Jardin Botanique de Montreal Bibliotheque, 4101 Sherbrooke Est., Montreal QC H1X 2B2

AUSTRALIA

- 2008 Mark Brown, 19 Hill St., Craferes, SA 5152 Australia
 2006 Royal Botanic Gardens Librarian, Birdwood Ave., South Yarra, Victoria 3141 Australia

AUSTRIA

- 2008 Hubert Hinterwirth, Hausmanning 140, A 4560 Kirchdorf/Krems, Austria

BELGIUM

- 2008 Geert Thiers, Bloemenlei 10, B 2930 Brasschaat, Belgium
 2006 Jozef Lemmens, Van der Nootstraat 21, Wilsede, B-3012 Belgium

DENMARK

- 2007 Enk L. Mikkelsen, Nyvangsvej 113, Randers, 8900 Denmark
 2006 Herlof Johansen, Østervænget 12, Haldbjerg 9900, Frederikshavn, Denmark
 2006 Torben Steffensen, Mogeltøndergade 2, 4. tv, 1755 København V, Denmark

ESTONIA

- 2006 Riho Teras, Vahi Kula 10-1, Tartuvald, Tartu MK, 60511 Estonia

FRANCE

- 2006 Conservatoire et Jardins Botaniques de Nancy, 100 Rue du Jardin Botanique, F 54600 Villers-les-Nancy, France
 2006 Mrs. Lynne Lawson, Barnhaven Primroses, 11 Rue du Pont Blanc, 22310 Plestin Les Graves, France

GERMANY

- LF Dr. Alarich Kress, Edelweiss - Strasse 9, D - 82194 Grobenzell, Germany
 LF Georg Maerz, Postfach 150308, D-70076 Stuttgart, Germany
 2008 Jelitto Staudensamen GMBH, Postfach 1264, Schwarmstedt 29685, Germany
 GS Bibliothek Botanischer Garden und Botanisches Museum Berlin-Dahlem, D - 14191 Berlin, Germany

ICELAND

- LF Fridrik Skulason, P.O. Box 7180, IS - 127 Reykjavik, Iceland

ITALY

- 2006 Paola Arduino, Strada Tuscanese, 17, Viterbo 1100, Italy

JAPAN

- LF Yoshito Iwasa, Nishihassaku-machi 163, Midori-ku, Yokohama-shi, Kanagawa-ken 227, Japan
 LF Takao Maki, 7-11-6 Kugenuma-Kaigan, Fujisawa-251, Japan
 LF Mr. Hiroto Oi, 11-1890 Kami-Okawamae, Niigata-Shi 951-8068, Japan
 2007 Gishu Aoki, 17-5 Shibahara -1, Midori-ku, Saitama-shi 336-0917, Japan
 2006 Nagao Matsubayashi, 78 Jorogawa Ehima, Atsumi-cho, Aichi-ken 441-3605, Japan
 2006 Mrs. Hiroko Shirasu, 438-176, Johza, Sakura-shi, Chiba-ken 285-0854 Japan

NETHERLANDS

- LF H. Kloppenberg, Meibergsdijk 1A, Liederhouthuis, Ralte 8144RJ, Netherlands
 LF K. Sahin, Loevestein 48, Alphen aan den Rijn 2403 JB, Netherlands
 2007 J. W. M. van Saase, IJweg 1063, 2133 MH Hoofddorp, Netherlands

NEW ZEALAND

- 2009 Mrs. Heather Sell, 49 Mill Road, Waimate, Sth Canterbury, New Zealand
 2007 Diana A. Whimp, 47A Whau Valley Rd., Whangarei Northland, New Zealand

NORWAY

- LF Magnus Valvik, Torborg Nedreass gt. 20, N-5006 Bergen, Norway

SWEDEN

- 2006 Lars Larkang, Dalahojdsvagen 2, S-443 72 Grabo, Sweden

UNITED KINGDOM**ENGLAND**

- LF H. Lill, 17 Newton Ave., Newton Hill, Wakefield W71 2PX, England UK
 2007(T) R. Taylor, 27 Temple Rhydding Drive, Baildon Shipley, West Yorkshire BD17 6PX, England UK
 2006(T) Elizabeth Hall, Vicarage House, Kirkby Wharfe, Tadcaster, North Yorkshire LS249DE, England UK
 2006(T) Mrs. V. A. Pugh, Wilkin Post Office, 94 Hednesford Rd., Brownhills West, Walsall, West Midlands W58 7LT, England UK
 2006(T) Penelope Scott-Rowley, 58 Southview Road, East Bierley Bradford, West Yorkshire BD4 6PJ, England UK
 2008 John N. Gibson, 'Farinosa', 3A Primrose Lane, Kirkburton Huddersfield, Yorkshire HD8 0QY, England UK
 2008 M. A. Town, 33 New Lane, Skelmanthorpe Nr. Huddersfield, W. Yorkshire HD8 9EY, England UK
 2006 Brian Davis, 7 Beech Tree Rd., Walsall Wood, Walsall, Staffordshire WS9 9LS, England UK
 2006 George P. Firth, 14 Hollins Close, Sheffield, South Yorkshire S65 6G4, England UK
 2006 Graham Joiner, 1 The Park Pale, Tutbury, Burton-on-Trent DE13 9LB, England UK
 2006 Mrs Pat Laskey, 15, Martins Road, Exmouth, Devon EX8 4LN, England UK
 2006 Derek William Salt, East View, Main Road, Friskney, Boston PE22 8QU, England UK
 2006 Mrs Françoise Standen, Daffodil House, 140 Myton Rd., Warwick, Warwickshire CV346PR, England UK
 GS NA&PS, Southern Region, Mr. L.E. Wigley, 67 Warnham Court Rd., Carshalton Beeches, Surrey SM5 3ND, England UK
 GS NA&PS, Midland & West Section, Mr. Brian Coop, Hon. Editor, 5 Warwick Court, Eaton Socon St., Neets Cambs PE19 3HH England UK
 GS The Alpine Garden Society, A.G.S. Centre, Avon Bank, Pershore, Worcestershire WR10 3JP, England UK
 GS NA&PS, Northern Section, Mr. K. Leeming, 3 Daisybank Drive, Sandbach, Cheshire CW11 4JR, England UK

IRELAND

- GS National Botanic Gardens Librarian, Glasnevin, Dublin, Ireland UK

SCOTLAND

- 2006(T) Mrs. Jeanie Jones, Kinpoolees Kettleholm, Lockerbie, Dumfriesshire DG11 1DD, Scotland UK
 2006(T) Mr. Robert Mackie, 12 Stuart St., Portessie Buckie, Banffshire AB56 1TB, Scotland UK
 2006 Mrs. W. D. Behan, 4 West Mackenzie Park, Draikies, Inverness IV2 3ST, Scotland UK
 2006 Henry S. Micklem, 1 Dryden Place, Edinburgh EH9 1RP, Scotland UK

WALES

- 2006 Geoff Nicolle, Rising Sun Cottage, Nolton Haven, Haverfordwest, Pembrokeshire SA62 3NN, Wales UK

Please check your listing for accuracy.

The APS quarterly will include a list of new members in each future issue.

- LF = Life Membership
 GS = Garden Society Membership
 (T) = Twinning - under this arrangement an APS member in North America pays dues for an English member. The English member pays a subscription to an English Society on behalf of the North American member.

You can always look at the list for your area for other primrose growers near you.

Pins + Thrums

noteworthy bits

Instant coffee to ward off slugs?

At the Midland and West AGM 2006 (National Auricla and Primula Society in Britain) the talk for keeping away slugs was all for using instant coffee. "I get the biggest jar of instant coffee I can find as cheaply as possible, and mix it up good and strong, and water it around all my primula in the garden." said one ardent fan of this practice. It seems not to bother the plants, and some swear it keeps off slugs. Instant repeats necessary?

Pictures from a high altitude adventure

For those armchair expedition adventurers, the Midland section of NAPS has posted on their website the pictures from the 2005 trek to Sikkim. Entitled "Where Flowers Kiss the Clouds" this picture essay shows plant pictures, and a link to the website for the trek. You can start at the Midland website, <http://www.auriculaandprimula.org.uk/newsboard.html> or go to the site for the trek: <http://www.sikkim-trek.co.uk/index.htm>.

An endangered Primula

In the course of preparing seeds from Canada to mail to the US for the APS seed exchange, it was forcefully brought to my attention by Agriculture Canada that we were not to have any seed of *P. maguirei*. It is an endangered species. "I promise, we don't have any seed in this package of *P. maguirei*", I said, quite truthfully. In fact, I hadn't heard of it, I must confess. Looking it up on the web, I found the Maguire Primrose comes from Utah. Do look at the Center for Plant Conservation website, where there is a very good picture of it in its habitat. It was listed as endangered in 1985. Anyone ever seen it? Do let us know. http://www.centerforplantconservation.org/ASP/CPC_ViewProfile.asp?CPCNum=3620

Maedythe Martin

American Primrose Society Minutes of the Board Meeting October 15th, 2006

The meeting was held online and by telephone.

Voting board members present: Linda Bailey (Director), Ed Buyarski (President, APS), Susan Gray (Director, Website), Julia Haldorson (Treasurer), Matt Mattus (Editor), Arlene Perkins (Director), Michael Plumb (Secretary), Judith Sellers (Vice President), Robert Tonkin (President, Juneau Chapter)

Others present: Maedythe Martin (President, BC Group), Jacques Mommens (Seed Exchange chair)

Meeting opened at 2:10 Pacific DS Time

1. **The Minutes of May 7, 2006** (to be printed in the summer *Quarterly*, 2006)
Accepted as presented (Judith / Michael)
2. **Treasurer's Report**
Total liabilities and equity as of Sept. 30, 2006: \$23,347.26 [Sept. 30, 2005: \$20,141.56]
Total income less expenses for the quarter July 1, 2006 to Sept. 30, 2006: (\$30.79). However, approximately \$1,750 from the last Seed Exchange is due to be returned to the APS by the Juneau Chapter in the next week or two.
Membership as of October, 2006: 429 [September 2005: 435]
MOTION (Michael / Judith - to ensure printing and mailing costs are covered for the spring and summer *Quarterly* issues): That \$6,500 be transferred from the FMA Smith-Barney (investment) account, with authority given to the Treasurer to transfer up to a further \$1,000 later if needed. Carried unanimously. **ACTION:** Matt will consult the new printer about ways to reduce printing costs. (Note: If the entire voted amount is used, our reserves will be \$9,817.10.)
ACTION: Judith will contact those advertisers who have not yet settled accounts, and encourage them to pay by credit card.
Advertising rates were confirmed as being \$100 per full page, \$50 per half page, \$25 per quarter page.
The Treasurer's report was accepted (Michael / Judith).
3. **Chapter Reports**
The BC Group is reproducing the APS Pictorial Dictionary on CD at the BC Group's own expense. It will be made free to all APS members in 2007, and may be mailed out with a *Quarterly* issue. A vote of thanks was offered to the BC Group.

In August, the New England Chapter had a presentation from Rodney Barker and a garden tour.

4. **Committee Reports**

Primroses Quarterly: Editor's Report

After much delay due to a complete change in printing services, the spring *Quarterly* is due to be mailed in the coming week as problems with the bulk mailing permit are expected to be resolved in the next day or so.

The summer *Quarterly* is complete and ready for proofreading, thanks to the work of the Editorial Committee. **ACTION:** Matt will insert an explanation for the lateness of the spring and summer issues in the summer *Quarterly*. He will also place a notice on the website.

Members' Seed Exchange privileges needed to be clarified. **MOTION** (Susan / Michael): That the membership list be published in the fall (#4) 2006 issue of the *Quarterly*. Carried.

ACTION: Matt will include a membership renewal form in the Summer *Quarterly*.

The winner of the Photo Contest will have their photograph and profile printed in the *Quarterly*. **ACTION:** Susan will make this announcement on the website, and Matt will do the same in the Summer *Quarterly*. The prize will be a professionally produced 8" X 10" framing of the winning photo. **ACTION:** Matt will send a digital copy of the winning photo to Juneau for framing (Juneau is hosting the 2007 National Show).

Website

ACTION: Michael will help complete the index of *Quarterly* back issues on the website.

Some discussion on scheduling web chats with Primula experts. Susan will post information, but others must find experts.

MOTION: That owing to the expense and complexity, online payment services not be provided for the time being, and that website services be left at their current level. Carried.

Seed Exchange

Judith Sellers, Ruby Chong and Jacques Mommens are looking after the coming Seed Exchange.

Juneau Chapter has some remaining supplies which will help reduce costs. Judith had emailed a list of proposals for the Seed Exchange procedures.

All items were agreed, with a motion concerning method of payment.

MOTION (Judith / Arlene): That we charge \$0.75 for each pack of seeds for all donors, including overseas members, with a minimum order of \$10.50, and a surcharge of \$2.00 for the use of credit card. Carried.

Some other points agreed on: Owing to new US regulations, Ruby Chong (BC Group, Canada) will receive overseas donations and obtain necessary paperwork for importation into the USA. Judith will solicit seed from commercial growers and seed hunters. Orders in the first round will be limited to 20 packets per membership (30 packets per donor). To save postage for the APS, purchasers must use the seed list and ordering form posted on the website, or request these from Jacques by mail or by email. Donor forms will be put on the website and also included with the summer *Quarterly*. Attempts will be made to distribute seeds much earlier this time.

5. Unfinished Business

Changes to the Constitution and By-laws

With the advent of the Internet and email, the APS Constitution and By-laws need updating. A committee was formed to look into changes and report back to the Board. The members are Linda Bailey, Rodney Barker, Michael Plumb, and Robert Tonkin.

The proposed changes as approved by the full Board will then be presented to the full APS membership for approval. **ACTION:** The committee will report to the Board at least two weeks before the January Board meeting.

6. New Business

Correspondence

ACTION: The Secretary will write letters of appreciation to Richard Austin (past director) and Alaska Litho (the previous printers of the *Quarterly*).

Slide Program

MOTION (Linda / Robert): That the charge for the slide program be increased to \$15.00 to cover new cost of postage. Carried.

National Show

This is to be held in Juneau, Alaska. Ed Buyarski is Show Chair, and Robert Tonkin is Judging Chair. **MOTION** (Judith / Michael) That the Juneau Chapter be permitted to display plants on benches for one day only for the 2007 National Show. Carried. The show proper will be held May 19, and garden tours held on May 20.

Meeting adjourned (Michael) at 5:15 Pacific DS Time

Next regular meeting: January 21st, 2007. Other meeting dates are to be set at the 2007 Annual Meeting

Respectfully submitted,
Michael Plumb, Secretary

Mt. Tahoma Nursery

We offer a large selection of named cultivars of *Primula auricula*, Juliana hybrids, *P. allionii*, and *P. allionii* hybrids as well as many *Primula* species, Plus much more.

RICK LUPP (253)847-9827

Mail order in USA only.
Open for visitors by appointment only.
Send \$2.00 for Plant List

28111 112th Avenue East
Graham, WA 98338

www.backyardgardener.com/mittahoma/

Got Gaps?

Order back issues of the
Primrose Quarterly while they last

Back issues of the A.P.S. Quarterly are available from the A.P.S. Quarterly Librarian. Prices depend on the issue date:

1996-2005	\$6.50/ea
1990-1995	\$4.00/ea
1970 -1989	\$2.50/ea
1990 & before	\$1.50/ea

For availability of for ordering please contact:

Cheri Fluck
22765 S. W. Eno Place
Tualatin, Oregon 97062
Tel. 503-612-0664
Fax. 503- 691-8082
cherri44@comcast.net

Evermay Nursery

ALPINE AND PRIMULA
SPECIES & HYBRIDS

*Grown in the Northeastern U.S.
We ship mature plants in their pots.*

Visit our Web site at:
www.evermaynursery.com
Mailorder catalog available

84 Beechwood Ave.
Old Town, Maine 04468

207.827.0522

RICHARD MAY, PROPRIETOR



IMPORTANT NOTICE TO ALL MEMBERS


Membership Renewal for 2007

Continue getting all of the benefits of membership including **PRIMROSES**, the seed exchange and exclusively for renewing **APS members - a reproduction of the Pictorial Dictionary of Cultivated Species.**

Available to all members on the APS website in the Members Only area - passwords issued with renewal - or tick here for CD

Please make checks payable to the **American Primrose Society**. Receipts will not be sent unless requested (S.A.E. please).

American Primrose Society
P.O. Box 210913
Auke Bay, AK 99821



Membership and Renewal Rates

- _____ Individual, Domestic and Canada, One Calendar Year at \$25.00
- _____ Individual, Domestic and Canada, Three Calendar Years at \$70.00
- _____ Individual, Overseas, One Calendar Year at \$32.00
- _____ Individual, Overseas, Three Calendar Years at \$90.00
- _____ Individual Life Membership at \$350.00

Pay by VISA Card: Card # _____ - _____ - _____ - _____ Exp. Date: _____

Signature _____ Name on Card _____

NAME: _____

ADDRESS: _____

CITY: _____ STATE: _____ ZIP: _____

EMAIL: _____ PHONE: _____

Catalogue + Shop
www.jelitto.com

Jelitto Perennial Seeds

STAUDENSAMEN · PERENNIAL SEEDS · GRAINES DE PLANTES VIVACES

Production · Breeding · Seed Technology

USA Office: 125 Chenoweth Ln. · Suite 301 · Louisville, KY 40207
Phone: (502) 896-08 07 · Fax (502) 896-39 34 · <http://www.jelitto.com> · abush@jelitto.com
German Headquarters: P.O. Box 1264 · D-29685 Schwarmstedt
Phone: 01149-50 71-98 29-0 · Fax 01149-50 71-98 29-27 · www.jelitto.com · info@jelitto.com



Alpines Mont Echo

Alpine specialist offering
an extensive selection
of Primula cultivars and species.

Canada

1182 Parmenter Road · Sutton, QC Canada J0E 2K0

U.S.: P.O. Box 663 · Richford, VT 05476-0663

Tel. (450) 243-5354 · Fax (514) 486-8474

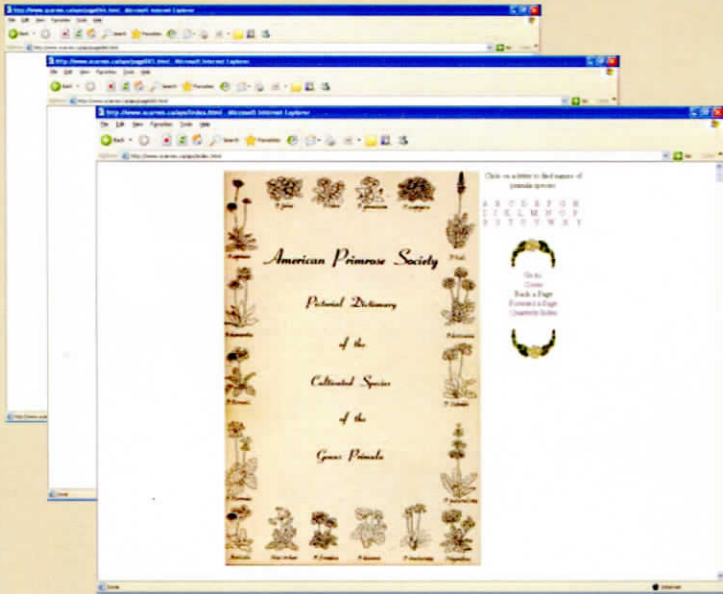
email: alpinemtecho@endirect.qc.ca

Visit our web site at www.alpinemtecho.com

We ship to Canada and U.S.

AVAILABLE ONLINE 2007

*The Original
American Primrose Society
Pictorial Dictionary*



*Available to all members on the APS website
in the Members Only area - passwords
issued with renewal - CD also available*

On the American Primrose Society webpage you will find an accurate scan of the original Pictorial Dictionary, with the ability to search for species by name. Also included is a new introduction to the digital edition, and a few pages from the editor's original copy.

Search, browse, enjoy!

<http://www.americanprimrosesociety.org>