



Primroses

THE QUARTERLY OF THE AMERICAN PRIMROSE SOCIETY

AUTUMN 2008

VOL. 66

No. 4



Primroses

The Quarterly of the
American Primrose Society

Volume 66 No 4

Autumn 2008

The purpose of this Society is to bring the people interested in *Primula* together in an organization to increase the general knowledge of and interest in the collecting, growing, breeding, showing and using in the landscape and garden of the genus *Primula* in all its forms and to serve as a clearing house for collecting and disseminating information about *Primula*.

Contents

President's Message	3
Fall and the urge to start some seed by Maedythe Martin	5
Coals to Newcastle? by Bob Taylor	6
Gardening in the Sub-Arctic by Barbara Blyth	8
Primroses in Winter by Becky Carls	10
Seed Exchange – The Basics	12
Finding Auriculas by Joe Davison	13
Horticultural Heroes of Our Time by Judith Sellers	25
Pins & Thrums	28
Vintage Bits	29
Membership List	31
Minutes	35
Renewal Form	38
Officers of the Chapters	39

Attention Please!

Renewal forms are due by November 15, 2008.

Please check the membership list, and submit your renewal form. Late renewals to us means no delivery of the Winter Quarterly for you.

Credits: Photos and text reproduced with permission.

Front Cover: Winner of the 2007 APS Photography Contest in the category of 'Primulas grown in my garden', Becky Carls' photo of a *P. denticulata* with skunk cabbage.

Back Cover: Third Annual APS Photo Contest. Get your entries in by December 31, 2008 to win a prize spot on the cover of the Quarterly.

OFFICERS

Lee Nelson, President
8 Peer Street
Binghamton, NY 13901
(607) 648-5995
fax 648-8397
primulee@hotmail.com

Judith Sellers, Vice President
2297 County Highway 18
South New Berlin, NY 13843-3158
jsellers@frontiernet.net

Michael Plumb, Secretary
3604 Jolly Roger Crescent
Pender Island, BC V0N 2M2
(604) 241-0498
michaelplumb@yahoo.ca

Jon Kawaguchi, Treasurer
3524 Bowman Court
Alameda, CA 94502
(510) 331-3337
mogeura@aol.com

DIRECTORS

Through 2011 **Linda Bailey**
1720 Highway 20 East
Coleville, WA 99114
(509) 684-8936
lbailey@plix.com

Cheri Fluck
17275 Point Lena Loop Rd
Juneau, AK 99801-8344
cheri44@comcast.net

Through 2010 **Rodney Barker**
49 Woodcliff Road
Newton Highlands, MA 02461
rodney@justice.com

Julia Haldorson, Membership
P.O. Box 210913
Auke Bay, AK 99821
julia-haldorson@ak.net

Marianne I. Kuchel
1815 Blood Brook Road
Fairlee, VT 05045
(802) 333-4835
roland.k.kuchel@valley.net

Mary Jo Burns
4169 Westwood Drive
Anchorage, AK 99515
(907) 248-2827
burns2@gci.net

Primroses

Editor

Jane Guild
3080 Michelson Road
Sooke BC V9Z 0J7 Canada
editor@americanprimrosesociety.org

Editorial Committee

Maedythe Martin
Judith Sellers
Michael Plumb
Alan Lawrence

Editorial Deadlines

Winter issue - October 15
Spring issue - January 15
Summer issue - April 15
Autumn issue - July 15

©American Primrose Society 2008
Primroses (ISSN 0162-6671) is published by the American Primrose, Primula and Auricula Society. All material printed in the quarterly, except as noted, is copyright by APS. No part may be reproduced without the permission of APS. Manuscripts for publication are invited, though there is no payment. Send articles, preferably in Microsoft Word, directly to the editor.

Photographs are credited and used only with the permission of the photographer. Photos submitted to the editor are preferred in 300 dpi digital format but other images can be accepted. Any material used that has previously appeared elsewhere is properly credited and used with the permission of the original publisher and/or creator.

Membership in the Society includes a subscription to *Primroses*, seed exchange privileges, password to the member's only section of the APS web site (including the Pictorial Dictionary) and use of the slide library.

Dues for individual or household membership, domestic and Canada are:
\$25 per calendar year
\$70 for three years
Overseas rates are:
\$32 per calendar year
\$90 for three years.
Membership renewals are due November 15 and are delinquent January 1. Submit payment to the treasurer.

Advertising rates per issue:

Black and White:
Full page: \$100
Half page: \$60
1/4 page: \$30
1/8 page: \$15

Color:

Half page: \$150
Full page: \$300
Back Cover: \$450
Contact the treasurer for details.

President's Message

LEE NELSON

Hello,

Wow, what a summer it has been! The weather here in New York has been tropical, hot and rainy, and the weeds love it! I was getting concerned about my *Primula*, as many went totally dormant, then this past week temperatures have been much cooler and the plants are coming back with fresh green foliage. I was delighted to see them return and now have hopes for a glorious spring, and the possibility of digging plants to enter in the show next spring.

On that note, don't forget to mark your calendars for the first week-end in May and plan to join us at the 2009 National Show to be held at Tower Hill Botanic Garden in Boylston, Massachusetts.

The past few weeks have been a busy time for the society board members. As you will have noticed, the last Quarterly was slightly smaller than that of previous issues; this is just one of the cost saving moves that the board has adopted. We still face the task of further cost reduction; however, it looks like we will be able to hold the line for at least another year. Quite a feat when you consider that the cost of just about everything is going up these days. I am happy to report that for now it appears that we will be able to maintain membership dues without an increase. However, we still have to find ways to reduce costs and still maintain the quality publication that you, our members, have come to expect.

Our dedicated board members and hard working editor have done an exceptional job of keeping our costs down while producing a quality publication.

Now I challenge you, our members, to join in the effort.

Many of you have been growing *Primula* for years, over which time you have gained a store of experience in all aspects of growing this fascinating and diverse genus. Others sometimes struggle with decisions that experienced growers take for granted. One important issue for growers that produces a variety of different ideas is the division of primulas. It would be interesting to follow up and expand on the question posed on page 14 of our summer quarterly, so I would like to ask you to drop me an email or a short note with your answers to some or all of the following questions:

Which species do you find need dividing the most in order to preserve them?

When and how do you divide your *Primula*?

How often do you divide them? (See the summer quarterly, pages 14-15, for one idea)

I don't need a long article; a short paragraph, or two, will be fine - just your thoughts.

Let's see how many replies I get. I promise to share them with you in the next quarterly.

Lee



Would you join us?

The newly formed **Website Committee** and the existing **Editorial Committee** would like to add members to provide opinions and advice to these committees. If you have a few hours every few months to spare, please join one of these committees. The society would benefit from your help. And the duties are not hard – just your thoughts!

The **Website Committee** will have periodic meeting on-line on the chat site on the APS website. Here is your chance to voice your opinion on what you would like to see on the website or on other events or activities that could take place there. Please contact the website committee chair at michaelplumb@yahoo.ca.

The **Editorial Committee** meets about twice a year to figure out the contents of the four quarterly issues. Ideas welcome! The committee would also be very glad to hear from anyone who would proofread the quarterly in draft. If you have an hour once every three months, you would be most welcome. Let the editor know at editor@americanprimrosesociety.org.

Fall and the urge to start some seed

Every year in the autumn as the season changes to cooler days and frosty nights, the primula grower starts looking for seed lists, trying to appease the desire to grow something new and interesting from seed. The APS Seed Exchange list is one of the best places to find primula seed.

To provide some background information about some of the people who provide seed sometimes available in the exchange, here is an article by Judith Sellers on two European collectors who gather seed in the wild. A story by Bob Taylor in England, about seed he grew from long-time APS member Jay Lunn tells us how the plants from some American *P. x 'Juliana'* seed ended up on the English show benches. Bryan Davies, who grows so many wonderful primroses and auriculas from seed, and provided over half of the National Show plants in Victoria this year, has developed some new *P. marginata* plants. Photos of some of his new seedlings are presented for your visual delight.

The APS seed exchange list is now posted on the website towards the end of the year. Remember to look there and get your order in early. The delight of growing a new-for-you primula from seed is unsurpassed. I am watching a little pot of *P. nanobella*, a special tiny treasure included on the list last year, as these small plants, full of promise, get bigger and bigger – a full ½ inch high now.

This issue also includes some information on Becky Carl's innovative solution on how to protect your plants in winter, for those of you with seriously cold winter weather. And a new auricula grower in England, Joe Davidson, tells us about how he got hooked and how he grows his plants – many from seed. Answers to primula culture problems are always interesting – send the editor a note on the things you do in your garden so others can learn about them.

Maedythe Martin
Chair, Editorial Committee



Evermay Nursery

ALPINE AND PRIMULA
SPECIES & HYBRIDS

Grown in the Northeastern U.S.
We ship mature plants in their pots.

Visit our Web site at:
www.evermaynursery.com
Mailorder catalog available

84 Beechwood Ave.
Old Town, Maine 04468

207.827.0522

RICHARD MAY, PROPRIETER

Coals to Newcastle?

BOB TAYLOR

Sending primrose seed to England might be thought by some to be an unnecessary act of generosity, but when a couple of packets of seed, (a *quid pro quo* from Jay Lunn), arrived through the post a year or so ago, I looked forward to the sowing season, late February to early March in this part of England, with some eagerness. 'Little Doll' x pale yellow vulgaris meant little to me, and 'Sadie' x 'Springtime' was not much help either so I had no idea what to expect.

Germination was moderate and the seedlings were grown on in the usual way until they looked large enough to go out on to a shady part of the allotment. They continued to make good growth and not being tested too severely by the winter got off to a good start this year (2008). There is very little that beats the excitement of watching seedlings flower and this batch certainly gave me plenty.

I am sending a selection of photos of the plants but there are other forms which somehow I omitted to photograph including other miniature stalked plants with deep purple Cowichan-type foliage and other normal size Cowichans. Some of the plants were also the small size of Julianas but had only a few flowers for me this year. But the astonishing things this season were the polyanthus type seedlings

and their vigor. One of these won the polyanthus class at the National Auricula and Primrose Society (NAPS) Northern Section, Primula Show and a selection graced that Society's display at the North of England Spring Show at Harrogate where they were widely admired. However, they did cause us some trouble as we had to find a name for them and I don't think the judges appreciated "Juliana Polyanthus" but nobody had suggested "Coals to Newcastle!" and I should hope not! Thanks Jay.

When asked for some information on the plants from which the seed originated, Jay Lunn supplied the following:

I'm not sure how we started corresponding with Bob, but we have been twinned with him for APS (and to NAPS Northern for us) from the early 1990's. I know he was the editor of the Northern Section of NAPS in 1990 and moved from that position to secretary of that society in 2005. Ann had corresponded with him by letter for all of those years and he to us. I've communicated by e-mail these last few years after he had that capability.

We collected some open pollinated seed from a Juliana primrose in our garden in 2000 and planted seed lot 136-01. From that Ann transplanted 66 seedlings in May and June of 2001

and one in April 2003. We believe that 'Little Doll' and 'Sadie' may have been a couple of these plants. To be able to keep track of them in the garden and to talk about them, we give them these unofficial names. In the end, those are the names these plants ended up with, whether they were from this particular seed lot or some other.

'Little Doll' starts out small (thus its name) in the spring and by now is much larger - a characteristic that you already know about with Julianas. It is a yellow stalked, pin-eyed plant that looks a lot like 'Dorothy'. 'Sadie', another "nursery" name, is after the Scottish Terrier we inherited from Ann's mother. It is small and pink, and probably came from a cross with 'Springtime.'

According to Peter Ward, 'Springtime' is attributed to Fred Borsch (USA). Peter says that it is "Described as a 'pink sibthorpii', an older variety of a cushion form primrose. This plant is often confused with *P. sibthorpii*. I personally can't tell any difference between 'Springtime' and the *P. sibthorpii* we grew from seed obtained from various seed exchanges. Now, if we had some seed of a wild collected *P. sibthorpii*, we could make a good comparison. Fred's plant may have a lot of other genes in it so a cross with it might result in lots of things.

I made the cross 'Sadie' x 'Springtime', but it didn't produce a lot of seed and the

name was not particularly descriptive, though it meant something to us, with the sentimental name of 'Sadie'. Since I had some of this seed available I sent some to Bob in return for some green-edged auricula seed he had sent me (for a local friend of ours that is excited about getting one of these).

I was surprised and delighted to get a couple of photos from Bob this spring, and learn that the resulting seedlings were so well received in England. There are few new Julianas coming along and yet they are a good garden plant which deserve more attention.

~ Jay Lunn



CHAPTER REPORTS PLEASE!

**Chapter Reports are due
October 15, 2008**

Please send a note with a summary of your activities from 2008 and any planned activities for 2009 if you have them, to the Editor at editor@americanprimrosesociety.org

Thank you!

Gardening in the Sub-Arctic

BARBARA BLYTH

La Ronge is a small town sited along the north shore of Lac La Ronge, the third largest lake in Saskatchewan. We are within the Boreal Forest and we enjoy (?) a continental climate with about 105 frost-free days. Global warming has been observed for the last four years with increased precipitation, fewer long cold spells and periods of higher temperatures in the summer. Birds are also diminishing in numbers.

The major challenge for gardeners here is soil, or lack thereof. Soil is present on the south shore of the lake but that is miles away by boat. Lifting sod frequently reveals the dreaded "builder's fill". Some people import soil, but find they are weeding for the first year. Others pin their faith on compost, bagged manures and expensive commercial bagged soil. One intrepid soul cleaned out the muck from a roadside culvert and this helped improve matters.

I have been gardening for 70 years, going from a few plants of the usual polyanthus and old-fashioned auriculas to a two-acre garden with two greenhouses in company with my father. When my family moved to the borders of Yorkshire and County Durham, I saw my first *Primula farinosa* in the wild, and also some *Gentiana verna* and *Trollius europaeus* -- a teenager's dream of heaven. Leaving for Canada and settling into Saskatchewan was a bit of a shock. The bald prairie

was intimidating but when I saw the north of the province I was enchanted. *Primula incana* and *P. mistassinica* grow wild there, as do three species of cypripedium, despite being tagged as zone 0b in the Canadian hardiness zonal map. After retirement, I chose to relocate to the north and since 1989 I have seriously examined the hardiness of *Primula* species in the open garden here.

As any good nursery or garden center is several hours' drive away, I rely on seeds for plants. Desperate for new seed sources, I contacted Pam Eveleigh in Calgary, and she recommended the American Primrose Society, which I joined in 2006. The Society is an excellent source of seed, but the pleasure of meeting other enthusiasts at the recent annual flower show was a real bonus.

Nothing is coddled in my garden. All plants get the attention merited and no winter protection is given, apart from snow cover. The snow arrives in October and generally leaves sometime in April. I did envy Maedythe Martin's alpine house in Victoria, but it would be impossible to keep one here -- heating would bankrupt Bill Gates!

I like to start seeding in January, a lovely antidote to temperature of -55 C. My seeding mix is 1/3 sieved peat, 1/3 sieved sterilized soil and 1/3 Perlite. Seeds requiring stratification

go into my veggie crispers and the rest are placed under lights in the basement. Potting on is done as required and a very weak solution of fertilizer is given monthly. I expect to plant out into the garden by late July. Lest you think I go in for monoculture, I will explain the garden is a mixture of herbaceous perennials, shrubs and three trees, plus a very young lilac hedge to blot out the propane tank. *Primula* are planted where I think they will thrive. The whole garden gets a dose of inorganic fertilizer in the spring and each fall I apply a generous top dressing of composted manure and any compost available. Zonal recommendations I ignore, and have managed to grow *Kalmia angustifolia* and a new hybrid rhododendron along with some Asiatic gentians and some lewisias.

I want to point out some pitfalls of growing from seed, or is this also "be careful what you wish for"? From a packet of mixed candelabra seed, what did I get? *Lychnis viscosa*. A packet of *Primula poissonii* turned out to be Jack-in-the-Green polyanthus. And *Primula mistassinica*, given to me by a friend, emerged as mossy saxifrage.

I do worry a bit about wildlife at large, as deer, bears, coyotes and groundhogs have all visited but my miniature dachshund is very protective of his territory. I also get concerned about forest fires, as I have seen three at fairly close quarters. At least we don't have snails or slugs.

Here is the list of hardy *Primula* species I grow. Bear in mind that some species are short-lived, so I have included only

those, which have survived for seven or more years. The biggest problem with keeping many species going is seed set -- our insects aren't in evidence at the right time.

Species

Primula alpicola, *P. amoena*, *P. bulleyana*, *P. capitata*, *P. darialica*, *P. elatior*, *P. frondosa*, *P. hirsuta*, *P. incana* (wild collected seed), *P. japonica*, *P. laurentiana*, *P. luteola*, *P. marginata*, *P. saxatilis*, *P. seiboldii*, *P. veris*, *P. wulfeniana* (shy flowering),

Hybrids

P. x 'Aire Mist' (a bit shy flowering), *P. x juliana 'Lady Greer'*, *P. x 'Lismore Yellow'*, *P. x polyanthus 'Silver-Laced'*, *P. x 'Wharfedale Bluebell'*.



Munchkin
Nursery & Gardens LLC

323 Woodside Dr., NW
Depauw, IN 47115

**Native & Non-Native
Rare & Unusual
Shade Perennials
are our Specialty**

www.munchkinnursery.com
genebush@munchkinnursery.com

For a hard copy catalog write to:
323 Woodside Dr. NW, Depauw,
IN 47115-9039

Primroses in Winter

BECKY CARLS

Do you have trouble over-wintering your primroses, or wish you had a tried-and-true method to keep them happy when the weather turns cold? I was asked to share with you how I protect my primroses in winter. The cover photo of white *P. denticulata* on the Spring 2007 issue of *Primroses* is of flowers that grew in one of my gardens, the result of this method.

My gardens consist of many perennials including a large collection of a few species of *Primula* (I cut down over 1400 *P. denticulata* spent flower stems this spring and I still have many *P. japonica* and *P. florindae* stems to cut down). There are smaller numbers of several other species as well. I take two important steps every fall that preserve almost every perennial in my gardens. First, I try to be meticulous about my fall clean-up, particularly around my primroses, so that very little plant material is left behind to grow moldy or provide a hiding spot for slugs (see photo #1).

Second, I cover most of my perennials after the ground freezes in the fall. In a typical Juneau winter, we go through many freeze and thaw cycles. To keep the plants from heaving out of the ground by frost action, it helps to cover the plants, not to keep them warm, but to keep them frozen. Until about eight years ago I used spruce boughs. The boughs protect the primroses very well, but a 4" to 6" layer is necessary to keep

the ground frozen. Ten years ago, I was up to moving 15-20 pick-up truckloads of spruce boughs. But I was not happy with all the work involved, putting the boughs in my truck, driving them home, stockpiling them along the driveway, putting the boughs on the garden after the ground froze, picking them off when it warmed up in spring, putting them back on when we got late snows, taking them off again, and finally disposing of the boughs.

I was open to some other method to protect my garden when a mail-order nursery in the Lower 48 advertised something called "Frost Blanket" for winter garden protection, so I decided to give it a try. It is a non-woven polyester product, about 3 mm thick, and it worked just great. But that company stopped carrying it and I could not find a supplier that would ship to Juneau without the cost exceeding my budget. So when my garden area expanded, I was back to hauling more spruce boughs.

Then a JoAnns fabric and craft store opened in Juneau. I looked at their quilt batting...AH HA!!!! Just the ticket! The first batch I tried worked pretty well until the squirrels and birds discovered it made a great addition to their nests. But the improved version JoAnns stocked last fall is nearly identical to my old Frost Blanket with its stronger and smoother surface, so the beasts don't tear it apart. It is called Soft & Bright (see Photo #2). I

use two layers of batting to match the thickness of the original frost blanket. The batting can be stored through the summer and recycled for many years. My original frost blankets are ready for winter number 8 and show no signs of wearing out! I just make sure they are dry before folding them up and putting them in large covered plastic storage bins for the summer. The batting can be cut to fit your garden and labeled with a permanent marker so you know where it goes on your garden the next fall. In spring, the plants stay green if they sprout early because light can pass through the batting, and the plants are protected from the late frosts and snows of spring. I use fist-sized rocks to hold down the blankets in case of wind.

Several years ago I started a garden on top of our septic system's drainfield

that included that patch of white *P. denticulata*. With the frost blanket on top, it stays warm from below once the coldest weather is over, so the plants come up early. That means I had flowers blooming under their winter blanket on April 12 this year (photo #3), but when a heavy, late snowfall came a few days later, they were well protected. Photo #4 shows how this patch of flowers looked on May 10. Only a very tender, early-sprouting old-fashioned bleeding heart suffered damage from the cold despite its blanket.

Rather than heavy, prickly spruce boughs, or slimy stalks of seaweed, I highly recommend covering your garden beds of precious primmies and other perennials with a nice, white fuzzy blanket for their long winter's nap.



**Perennial Seed. Beautiful.
Useful. Native...
To the Planet.**



Jelitto

STAUDENSAMEN · PERENNIAL SEEDS · GRAINES DE PLANTES VIVACES

Production · Breeding · Seed Technology

USA Office: 125 Chenoweth Ln. · Louisville, KY 40207
Phone (502) 895-08 07 · Fax (502) 895-39 34 · <http://www.jelitto.com> · maryv@jelitto.com
German Headquarters: P.O. Box 1264 · D-29685 Schwarmstedt
Phone 01149-5071-9829-0 · Fax 01149-50 71-98 29-27 · www.jelitto.com · info@jelitto.com

Seed Exchange – The Basics

What seed to save and send?

Primulas, and any other Primulaceae; clean seeds please; and properly document them. Note the botanical name, and/or cultivar name and whether garden origin or wild collected, hand pollinated or open pollinated.

Where to send the seed?

Donors from the USA should send directly to:

APS c/o PO Box 67
Millwood N. Y. 10546.

In this age of increased difficulty with mailing seeds, it is perhaps better that the word "seed" doesn't appear in the address.

Canada and overseas members, send seed to:

Maedythe Martin
951 Joan Cres.
Victoria, BC V8S 3L3
Canada

When to send them? Any time from now up to the end of October.

What about a donor form? There is no need for a special form, you can create your own. All we need to know is who you are: name, address, e-mail if you have it; then a list of the various seeds you are sending: proper accurate detailed information is required, especially if the seeds come from a special form or special color plant.

~ Be sure seed packets are carefully sealed and no seed will leak out. It is useless when loose in the envelope - we don't know what it is.

~ Be sure seeds are mailed in a sturdy, padded envelope, to keep them safe in the mail.



Edelweiss Perennials

New and old alpine intros from Switzerland & Europe:

- Cyclamen coum selections
- Cyclamen hederifolium silver leaved
- Dodecatheon p. 'Red Wings'
- Primula allionii 'Blood Flake'
- Primula 'Feuerkoenig'
- Primula marginata 'Amethyst' from original breeders stock
- companion plants like:
 - Edelweiss
 - Gentianas

Well established plants in 3 1/2" pots

Free Catalog

29800 S. Barlow Rd.
Canby, OR 97013
balts@canby.com

Mail Order
Shipping in
the US only

Open by appointment • 503-263-4680

www.edelweissperennials.com

Finding Auriculas

JOE DAVISON

For anyone wanting to grow auriculas, or to have some tips on growing auriculas better, here is an article by an expert exhibition vegetable grower in England who has recently started to grow one of our favorite plants. The care and attention he brings to the task, along with his knowledge of what plants need will be an inspiration to all auricula growers. Some of the products he mentions are not found in North America, but with some help from your local nursery you may be able to find a substitute. And when Joe says compost, he is referring to what we in North America term potting mix or soil, not what comes out of your compost maker. But his interest and enthusiasm cross all country boundaries.

I come from Seaham, an ex-mining town, in County Durham, in the North East of England. Seaham used to have three coalmines, and eleven workingmen's social clubs. Each social club had a vegetable society, where we would exhibit up to 24 varieties of vegetables, and flowers, such as dahlias, chrysanthemums, carnations, roses, begonia and gladioli.

Here the pot leek was king, and prize money for a pair of winning leeks would average £200, with prizes of £4000 in open shows. Men kept their growing methods and compost mixes to themselves. Competition was fierce. Some would, in the dead of night, enter

a rival's garden and poison or slash his prized plants.

For twenty-six years I grew and exhibited vegetables and flowers with some modest success. The closure of the coalmines brought economic disaster to the town, and one by one the social clubs closed down, and with them went the vegetable societies.

It was by chance, while "surfing the net," that I discovered the site of The National Auricula and Primula Society. I had never seen an auricula before, and was consumed by their beauty. Much to my surprise, I discovered that there was a branch of the Society, which held meetings and shows, not four miles from where I live. Four days later, I attended my first branch meeting.

Frantic ordering of auriculas ensued. I was dismayed to find that most of the "better" plants were not to be had, though I was able to obtain some decent varieties from Drinton Nurseries, www.auricula-plants.co.uk and Pop's Plants www.popsplants.co.uk.

Growing the Plants

The only literature I could obtain at that time (I hadn't realized that the Society has a library) was, "Primroses and Auricula" by Brenda Hyatt, (Cassell, London, 1989) and following her advice, I made up the following compost:

2 parts John Innes Mix no.2
 1 part peatmoss
 1/2 part Perlite
 1/4 part silver sand
 To each 2 gallon of compost, I added 1 level desert spoon, each, of:
 Vitax Q4 (5.3 - 7.5 - 10 + trace elements)
 charcoal and ground limestone

The plants from the nurseries came in 3 1/4" black square pots, and the compost they were in was a multi-purpose mix, with added Perlite. To accustom the auriculas to their new compost, I removed some of the multi-purpose, with as little damage to the root system as possible. I added some of my mix, making sure that the exposed neck of the carrot was covered, so that any new roots that emerged grew straight into it.

As the bulk of the compost was still the nurseries multi-purpose, I fed the plants at 3 week intervals, with a quarter-strength balanced liquid feed. Early in September the auriculas were re-potted into 3 1/2" round terracotta pots, using a fresh batch of my compost. The root systems were cut back by 1/3, and any dead, or suspect roots removed. Each plant was given a good drink and stood in a cold frame that faced north. There they were left for two weeks to recover.

They were then housed in my greenhouse, to receive as much light as possible. The pots were stood in trays of damp sand, and the greenhouse door was left ajar on all but the windiest days, as were the windows. A feed of

1/2 strength high potash liquid fertilizer was given in early October.

Yellowing leaves were left on the plants as long as possible, to allow the nutrients to be re-absorbed. The only attention they received

was a daily check of the neck of the carrot, for any sign of botrytis (the slightest hint of which can be remedied with a smear of sulphur), and the occasional drop of water to prevent the leaves from desiccating (A word of caution here: if the pots freeze, the leaves will droop. Do not water.)

The winter was mild, and early January brought with it signs of new growth. Offsets began appearing on the necks of the carrots. These were rubbed out as soon as possible, unless required for propagation. Any new roots emerging higher up the carrot were covered with fresh compost. On Feb.23rd a 1/4 strength feed of a balanced liquid fertilizer was given, along with liquid seaweed.

From March on, the plants never went short of water. On March 7th, I fed with Epsom salts (1 level tea spoon/2 gallon) to provide magnesium. On March 20th, a liquid feed of 1/4 strength, high potash fertilizer was given. The edges -- green, grey, and white -- were fed with calcium nitrate (1 heaped teaspoon per 2 gallons), for extra nitrogen, as soon as the flowers showed color.

Up to this point, I had never seen an auricula in bloom. This is a very special

moment, which we auricula growers all experience: our first flowers. Every morning would greet me with new wonders, as selfs, edges, and alpines revealed their true beauty. I would sit for an eternity, turning the pots, and gazing at these wonders of nature. I was well and truly hooked.

May 2007, I entered 9 plants in the novice section of our show, and was delighted to receive, 3 firsts, 2 seconds, and 3 thirds, along with the shield for the best novice plant.

I was reading everything I could get my hands on about auriculas, and I got to thinking. It is accepted that the modern hybrid auricula is probably a cross between *Primula auricula*, and *Primula hirsuta*. *Primula auricula* (with its yellow flowers) is found on alkaline scree, and *P. hirsuta* (with its red flowers) is found in acid pockets. The resulting hybrids flower with a multitude of colors. Some of them, with flowers in the red end of the spectrum, alpines, blue, red and dark selfs, may require, like their parent, a more acid compost. The edges and yellows may want a more neutral to alkaline compost.

I decided to make two types of compost. The edges and yellow selfs I would plant in a compost of P.H. 7, and the alpines, blue, red and dark selfs, in a compost of P.H.6.

I used mole-hill soil in this compost, and I heated the soil in my wife's preserving pan (windows wide open) just enough to kill any insects and eggs, but not to destroy any micro-organisms.

The compost was as follows:

THE P.H.7 COMPOST:

2 gallons of mole hill soil
 1 gallon of rotted beech leaves
 1 gallon of Perlite
 Sharp sand ad lib.
 1/3rd of a 3" pot crushed oyster shell
 1/2 of a 3" pot crushed charcoal
 1/3rd of a 3" pot seaweed meal
 4oz. Vitax Q4
 3 heaped dessert spoons ground limestone
 3oz. Nutri-mate (this is a product high in Humate, an organic compound, rich in humic and fulvic acids. Humic acid increases the uptake of both macro- and micro-nutrients. Fulvic acid does the same, and accelerates cell division, and increases root formation)

COMPOST P.H.6:

Same as above but with the addition of 1/2 a gallon of moss peat
 And only 1 heaped dessert spoon of ground limestone

The Vitax Q4 was omitted, at this point, to be included, two weeks before use. The compost was bagged and left to mature. Periodically, the compost was tested with a P.H. metre and lime or moss peat added, till the required P.H. was achieved.

The plants were re-potted in mid May, using the new compost. As I wanted to grow my auriculas as hardy as possible, I built a wooden, greenhouse-

like frame, and covered the roof with polythene (Luminance-THB.) It is a horticultural-grade opaque polythene. The sides were netted to allow maximum ventilation.

I grow my plants in wooden boxes (35 per box) filled with sharp sand. The pots are plunged up to the rim in the sand. This keeps the roots frost free (almost) in the winter and cool in the summer.

In the 2008 show, I was awarded 3 firsts, 3 seconds and 3 thirds. And at my first attempt at the main classes, I managed a 1st and 2nd in the fancy class, 3rd in the white edges, 3rd with four shows, and 1st with a yellow self, which also won best self in show.

This year, I am off again, trying something different. Instead of re-potting in May, I have potted down into 3" pots, to encourage full pots of roots, and at the end of August I will pot up into 3 1/2" pots so there will be fresh compost for the new autumn roots to forage among. This will also give me a chance to inspect the root system and remove any decaying ones.

Seed was harvested from successful crosses throughout July 2007, and stored in paper envelopes, in the fridge, until the end of August. They were sowed in the bottom of shallow open drills, in trays filled with fresh homemade compost (Chempac seed base, sieved moss peat and silver sand) and sprayed with a fungicide. The trays were placed in opaque plastic bags and kept in good light, but out of direct sunlight. Germination started quickly

(2-3 weeks). The seed mix is never allowed to dry out as, in some cases, germination can take twelve months and more.

Seedlings were pricked out, while still in the cotyledon leaf stage, using a pair of tweezers and a sharpened matchstick. This is a fiddly little job, I must admit. The seedlings were planted, 3" apart, in trays, filled with multi-purpose compost, Perlite and sharp sand. They were overwintered in a well-ventilated greenhouse. The trays froze solid on a few occasions and the seedlings came through unscathed.

Starting in the spring, the plants were fed with a 1/4 strength balanced liquid fertilizer, every three weeks. They grew well and every alternate row had to be removed from the trays and potted into 3" pots. I took 400 seedlings. 380 have flourished. I await the spring of 2009 in anticipation.

I have put pen to paper, in the hope that some of the members of the A.P.S. who are teetering on the brink, will take the plunge and have a go at growing Auriculas. I know that many of you have to contend with less than favorable conditions (hot summers and bitter winters) and I salute you on your endeavors, but where there is a will there is a way.

Growing auriculas has made me many new friends, on both sides of the Atlantic, and I hope that one day soon, that friendship includes you



If you would like to contact Joe, you can use his email address: joedav1@talktalk.net



Finding Auriculas

Top: Joe's green-edged winner 'Chloe' in Newbottle show. Right, Alpine 'John Wayne' at Newbottle show. Below: Joe's entry of four green-edged auriculas won third in the class, at far right in photo. All photos with permission from Terry Mitchell



Coals to Newcastle




Above: White stalked Juliana, very floriferous with good upright habit – Prize winner in the Primula class at the NAPS Northern show, 2008



Left: Yellow stalked Juliana with dark stems and larger flowers than the well-known 'Dorothy'. On display at the NAPS Northern display at Harrogate (2008). Likely a seedling from the 'Little Doll' x pale yellow vulgaris cross.

Below: Another stalked white Juliana x raised by Bob Taylor from the Lunn's seed.

All photos on this page by Bob Taylor



Top left: A clear pink stalked Juliana from the Lunn's seed
Photo by Bob Taylor

Top right: Small plant typical of Julianas with pretty pastel pink flowers reminiscent of *P. sibthorpii* – most likely one of the plants from the 'Sadie' x 'Springtime' cross. Photo by Bob Taylor


Above: 'Sadie' the nursery name for a small pink new Juliana raised by Ann and Jay Lunn in 2001, likely a cross with *P. sibthorpii* 'Springtime' (right) and a Juliana in their garden. Photo by Jay Lunn



Right: 'Springtime'. Photo by Jay Lunn



Horticultural Heros of our Time




Above: A lovely bright yellow *P. auricula* in Franz Hadacek's garden in Vienna.
Below: Franz's deep color form of *P. marginata*.



“The blossoms of those plants which I managed to grow from seed have given me the greatest pleasure.”

~ Franz Hadacek



Above: the jewel like flowers of *P. minima* in Franz's rock garden.
Below: An overview of the rock garden in spring.
All Photos by Franz Hadacek



Primroses in Winter

I highly recommend covering your garden beds of precious primmies and other perennials with a nice, white fuzzy blanket for their long winter's nap

~Becky Carls



Above: The primrose patch in Becky Carls' garden in Alaska, cleaned up before covering in the fall.
Below: Becky's primrose patch under the quilt batting



Above: The primroses in April before it snowed a bunch. You can see the blanket in the background as Becky only pulled it back to take the photo and then covered the plants up again. Below: the same patch of primroses about a month later in May. All photos by Becky Carls.



Horticultural Heroes of Our Time

JUDITH SELLERS

In a previous article, readers of *Primroses* learned about Jim and Jenny Archibald, who live in Wales, and of their dedication to finding wonderful species from around the world to introduce into our gardens. Two more of the expert field collectors who make rare species available to the APS Seed Exchange each year live in central Europe: Franz Hadacek in Austria, and Vojtech Holubec in The Czech Republic. Each has sent some biographical information and a personal anecdote for inclusion in this issue of *Primroses*. I have adjusted some wording in their stories as English is not their primary language.

It would be a delight to step into Franz Hadacek's garden in southern Vienna, where he and his wife live. In spite of having a space of only about 500 square meters, (1600 sq.ft.) which is a very hot and dry location in summer and very cold but often lacking snow cover in winter, he seems able to grow almost anything for which he can find the seeds. As he has thousands of plants to accommodate, Franz prefers the tiny plants and bulbs which grow only about 10 cm. high (4 in.) for his colorful beds and exquisite rock garden.

His award winning website, www.franz-alpines.org, is a small encyclopedia of rock garden plant photographs and cultural notes along with pictures of his garden, bulb frames, and rock garden. In addition to bountiful androsace,

cyclamen, and lewisia plants, he shows 22 different *Primulas* grown in his garden, nine wild species in the Austrian Alps, and nine in other areas.

Visits to many gardens in Europe and the British Isles have influenced Franz' gardening style, and broadened his acquaintance with gardeners around the globe. He welcomes contact from fellow enthusiasts, and usually has seeds from exciting species to trade.

PERILS AND PLEASURES OF HUNTING WILD SEEDS

BY FRANZ HADACEK

My interest in alpine plants started about 45 years ago. During the years I have tried and still try to grow alpine plants and primulas in my garden. My rock garden does not have ideal conditions for the culture of alpine plants including primulas. The cultivation of some primulas in the rock garden is possible, but not all species grow well. The primulas in the rock-garden do not prosper, so I cultivate them in pots which are kept in a shaded frame.

The blossoms of those plants which I managed to grow from seed have given me the greatest pleasure. Since the European Alps are not very far from Vienna, I have often collected seeds in the mountains. My seed and planthunting travels have led me to the European mountains, Greece, Turkey, and finally to New Zealand.



BRYAN DAVIES

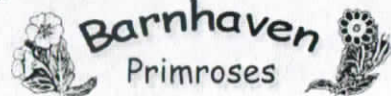
Most of the wonderful plants that Bryan Davies brought to the APS National Show in Victoria this year he raised from his own seed. Some of the early blooming plants that were over before the show are *P. marginata* hybrids (left), some using the classic 'Linda Pope' (below, right). It is exciting to see new *P. marginata* hybrids and the pink *P. hirsuta* seedling is a gem (below, left).



I have been lucky with my seed hunting expeditions. I slipped only once on a steep stone slope and slid 40 meters (130 ft.). I had only scratches! Another time my car was badly damaged by young bulls. Several times, because of snow or rain, the tour had to be broken off. Once my friend badly hurt his leg in a fall and we had to terminate that tour in spite of the beautiful weather.

Sometimes the seed we found was still green, and sometimes the seeds had all dropped out or been eaten by animals, so we faced disappointments. In the evening one is tired and longs only for bed, but one must still dry and clean the damp seeds.

Those are the pleasures of a seed collector!



Legendary Barnhaven seed - still carefully hand-pollinated from rigorously selected plants. We also send bare-rooted plants to the USA.

11 rue du Pont Blanc
22310
Plestin les Grèves, France
Tel/Fax: 00 33 2 96 35 68 41
info@barnhaven.com
www.barnhaven.com

Vojtech Holubec is currently a plant geneticist working in a gene bank for agricultural crops, but his interest in ornamental and rock garden plants has provided us with much more than wild collected seeds. With co-author Pavel Krivka, he has given us the first ever illustrated work in English about a fantastically floriferous mountain range in his recent book, *The Flowers of the Caucasus* (Delonix, Prague, 2006, available for order through his web site). With only 2 roads accessible by car running through this mountain range, it was a monumental achievement to take stunning photographs and botanically document over 500 plants in an environment more hospitable to flora than to humans.

By the age of 16, Vojtech began alpine collecting trips with the newly formed Rock Garden Club of Prague, and discovered the satisfaction of growing plants from seeds he had collected himself. "...because I can get a feeling for the locality and the plants' needs" * Seed hunting expeditions became an important part of his life, and in 1993, he issued his first commercial seed list. The 2007 list included almost 500 choices, 20 of which were endemic species of *Primula*. His list can be found at:

www.villevekster.com/wildseeds.html.

In his travels, Vojtech has met with many adventures, overcome a variety of obstacles and faced real dangers, but he chose to tell us of one humorous event.

THE BEAR FACTS BY VOJTECH HOLUBEC

When my father rented a small garden in a colony of more than 300 such plots 20x20 m, on the border of Prague, I helped him from the beginning. After he planted fruit trees small mounds of yellow "undersoil" were left next to each tree. My father, sitting above a plan of the future garden, told me "take the yellow soil and make a rock garden." As a good 10 year old boy I fulfilled it. It was like an L-shape cake with raisins - various stones found around and a hole for a future pond. I placed there a few plants from neighbours' rock gardens: *Jovibarba*, *Sempervivum*, *Pulsatilla* and *Primula veris* (!). I begged plants from neighbours and did my first plant shopping. Later when my rock garden had developed, I was always fighting for land with my dad who wanted to grow vegetables and fruits.

I soon started to go to the mountains. Once we went to Romanian Piatra Craiului with our RG Club by bus. I was crazy to find *Primula baumgarteniana* as Josef Halda had mentioned it grew endemically there. It should be a related plant to *P. wulfeniana*, but nobody has seen it. We checked nearly every rock, but no such *primula*.

We camped near a mountain cottage Plaiul Foiu on something like a football field. There were trash cans fallen down and a lot of rubbish around. We highly criticized the local people. We made a big bonfire at night, singing, drinking wine etc. Suddenly somebody cried "A bear!" He was inspecting

QUARTERLY SETS AVAILABLE - \$25!

Please contact Cheri Fluck for more information:
17275 Point Lena Loop Rd
Juneau, AK 99801-8344 USA
cheri44@comcast.net

our tents looking for smelly food. He damaged three tents. In one of them an old professor-gynecologist (75) was sleeping and when he woke up he looked through a big hole in his tent and asked "Where is my back pack? What a bad joke!" He went out to make a new supporting tent stick from a branch and went to sleep again. Next morning we were looking for the lost back packs. I couldn't find my food bag. Unfortunately my Braun shaving machine was in there. Because the trip was insured, we victims went to declare damage. I told the agent the story and declared my lost shaving machine, stolen by a bear. She called all the other ladies around to listen. They told me that it was a nice story, and no matter if it was the truth or not, they would reimburse me for the shaver in full. I must apologize to the people in Plaiul Foiu, for all the rubbish had been thrown around by our furry friends.

* Ward, Bobby J. *The Plant Hunter's Garden*. Timber Press, Portland OR, 2004. p. 278



Pins + Thrums noteworthy bits

Logging in

If you want to ask the experts a question about *Primula* or auriculas, you can find a number of them on-line every Sunday. Some of the British NAPS members log in, as well as some of the APS members in North America. You are welcome to join in and ask questions or add your own comments. You must have a recent Java Script uploaded, then log into the webpage and follow the prompts to the chat page.

The website address is www.auriculas17.myzen.co.uk/Index.htm. Click the link near the top to go to the chat room. The times are 1 pm Pacific Time, or 3 pm Eastern time in North America, which is 9 pm in Britain. All primula lovers are welcome.

Can anyone in Pennsylvania help?

The Hunt Institute for Botanical Documentation at the Carnegie Mellon University in Pittsburgh, has some exceptional old books and images of *Primula*. Is there anyone in the area that has an interest in historical information on our favorite subject, and could book a date with the Hunt Institute? The head librarian and other staff are very helpful, and the story of this visit would be of interest to APS readers. Please contact the editor if this is something you could do.

APS Financial Information

The APS coffers have suffered over the past 10 years due to a number of crises and are at a low ebb. The quarterly consumes all of the income from membership and then some, and it is only due to two very kind Chapters and a few personal donations that we are able to have four issues of the quarterly this year with color plates. We all enjoy the color photos, and to keep them coming, we ask that you consider a donation particularly designated for color pictures in the quarterly when you renew. It is likely that next year there will be only three issues with color pictures, and one black and white issue.

And for those of you who are forward thinkers, would you consider a planned gift to APS in your estate to ensure the society continues? Your executive is working hard to balance the books and has made considerable progress over the last year, but the effort will have to continue for some years. Those who spend the time to bring the quarterly to you would most enthusiastically welcome any support you can give to the society.

FROM THE VAULT OF *Primroses*

Vintage Bits

Selected by MICHAEL PLUMB

This time I chose two articles from Winter 1961 (Volume XIX, Number 1), pages 26-27. I chose the first article because it mentions starting primula seed by placing it on a damp brick. Maybe I lack experience, but I have never heard of this before, and may try it. By the way, I don't think it matters whether one uses rotted alder or not. That commodity is obviously in short supply! The second article includes mention of an interesting method for stratifying seed. Obviously, the use of bricks was commonplace!

Rotted Alder For Starting Primula Seeds

J. E. Mason, Seattle, Washington

Several years ago I cut down a good many alder trees on some property that I own in the country, intending to haul the wood into town to be burned in the fireplace. The wood, however, was never hauled to town and just stayed where it was piled and rotted.

In the spring of this year 1960 I brought some of the rotten alder to town and it was not used until September. On the 12th of September I sifted some of the rotted alder through a fly screen and using the brick method of germinating seed, I placed the screened alder one half inch deep on a brick and placed the brick in water so that the water was one half inch deep with the brick in it.

I left the brick in the water several days in order to see how damp the rotted

alder would get. As it appeared to maintain the proper amount of moisture I then scattered polyanthus primrose seed, which I had gathered in the garden in July, on the alder seed base.

I then placed a little of the screened alder in a pepper shaker (the holes are too big in a salt shaker) and barely covered the seed with the alder mix. I placed a sheet of glass an inch above the seed and placed a paper on the glass. The brick was then placed in a temperature of 60 degrees [Fahrenheit].

Three days after planting the seeds began to show white spots and six days from the planting date I had the best seed germination I have ever had.

On the 24th of October the seedlings are ready to be transplanted. They are wonderfully healthy and I am stuck with what to do with them during the coming winter months.

Another Successful Seeding Method

Beth Tait, Bothell, Washington

I am fortunate in having large quantities of leafmold in my woods and have found that it makes an excellent base for the following seeding medium:

- 3 gallons leafmold
- 1 4" pot sand
- 1 gallon loam
- 1 small handful chunk charcoal
- 1 tablespoon aldrin

The aldrin was added to the mix after a sad experience of small black worms in the leafmold eating some of my most valuable seedlings. By digging down three feet I can get leafmold that does not need sifting. My loam is of such texture that it is not necessary to sift either.

I do not sterilize this mix. I prefer planting in a flat rather than on bricks so that I can leave the seedlings undisturbed

until they have four or five leaves.

My seeds are frozen for one week and taken out to thaw for eight hours. For the next three days I alternate freezing at night and thawing during the day. The seeds are planted on top of the seedling mix and covered first with a wet paper towel and over that a pane of glass. When the seedlings begin to appear the paper and glass are removed and coarse rabbit wire placed over the flat to prevent damage from birds, etc.

I raise all my seedlings in a cold greenhouse. The only heat provided, and it is sufficient to keep them from freezing, is a 250 watt G. E. reflector infrared heat bulb (such as used to keep baby calves and lambs warm). This is kept on night and day three to four feet above the seedlings. It is never turned off because doing so in very cold weather may break the bulb. I have used the same bulb for three years without replacement. I have never had trouble with either damp-off or mold.

The editor of the time, Mrs. Ford, followed these articles with this comment:

"It is the general practice to sterilize soil before planting primula seed. The above articles are published because both writers report 100% germination, no damp-off or mold. Some valuable elements necessary to germination may be lost by sterilization."

We welcome ideas from our readers of ways to achieve successful germination, particularly of old or difficult seed. For example, I never have any success with *sieboldii* (zero germination), and would welcome ideas for how to germinate this delightful species. Please send your advice to editor@americanprimrosesociety.org



From the Membership Chair ~

Members,

The Membership List of the American Primrose Society can be found in this issue of *Primroses*. The list can be used to find members who may live and garden nearby; perhaps you would plan to meet informally to learn more about primroses and share gardening tips. This list also shows the year that your membership in the American Primrose Society expires. You, our members, are key to the success of our Society. Over 50% of the Society's annual budget comes from your membership dues. Please review the list, and if your membership expires in 2008, renewal by November 15, 2008 would be greatly appreciated! Dues can be mailed to our Treasurer:

Jon Kawaguchi
3524 Bowman Court
Alameda CA 94502 U.S.A.

Thank you for your support and we hope that you will renew today!

~Julia Haldorson,
Membership Chair

USA

State
Year of Expiry Last Name First Name Address City State Zip Code

Massachusetts

2008 Barker Rodney M. 49 Woodcliff Rd. Newton Highlands MA 02461
2008 Diggins Tricia 6 Cape Road. Mendon MA 01756
2009 Dyen Mark R. 132 Church St. Newton MA 02158
2008 Editorial Dept EP Ipswich 10 Estes St Ipswich MA 01938-2106
2008 Gearhart Maria 4 Rock Cliff Rd. Marblehead MA 01945-1755
2008 Heath Marianna 52 Hunting Ln. Sherborn MA 01770
2010 Jones Barbara B. 46 Bartlett St. Cheimford MA 01824-3902
2008 Kenny Barbara 96 Valley Brook Road. Centerville MA 02632
2008 Mattus Matt 26 Spofford Rd. Worcester MA 01607
2008 McDonough-Ward Tess Sequencia Gardens 16 Alma Road Millis MA 02054
2008 Olmsted Amy P.O. Box 344. Sheffield MA 01257
2008 Martin C. Schafer Janet L. Sacks Joe P. Weed's Garden 337 Acton St. Carlisle MA 01741
2008 Wheeler Deborah 90 Call Rd. Colrain MA 01340
2008 Wilson Cheryl B. 136 Pomeroy Ln. Amherst MA 01002-2906

Rhode Island

2008 Swift Dorothy G. 48 Lands End Dr. Wickford RI 02852

New Hampshire

2009 Fenderson G. K. Groul Hill, P. O. Box 188 Acworth NH 03601-0188
2012 Lord Ann W. 220 Sand Hill Rd. Peterborough NH 03458
2008 Milde Leslie P. O. Box 14 Fremont NH 03044
2008 Patuck Kathryn Clifton Below 25 Parley Ave. Lebanon NH 03766
2008 Schnare Susan E. 373 Elbow Pond Rd. Andover NH 03216

Maine

2009 Anthony Janice 291 Hatch Rd. Jackson ME 04921
2010 Blake Bruce 1134 Bremen Road. Waldoboro ME 04572-6150
2008 Bryan Dr. John H. D. P. O. Box 317. Lincolnville ME 04849
2008 Jorgensen Neil 290 Hale Rd. Kittery ME 03904-5406
2008 May Richard 84 Beechwood. Old Town ME 04468-9749
2008 Mitchell Betsy 365 Mayall Rd. Gray ME 04039
2008 O'Connor Eileen. Islandscape, The Greenhouse 519 South Shore Rd. North Haven ME 04853
2009 Stich Alda 369 North Ridge Montville. Freedom ME 04941
2010 Watson Margaret P. O. Box 6. Lincolnville ME 04849
2009 Weinz Barbara D. 660 Berry's Mill Rd. West Bath ME 04530

Vermont

2008 Avery Don and Lela 637 Duhamel Rd. Morrisville VT 05661
2008 Broderick Patrick 106 Bank St. St. Albans VT 05478
2008 Cook Dr. Philip W. Poker Hill Gardens P.O. Box 338 Underhill VT 05489
2008 Kuchel Marianne L. 1815 Blood Brook Rd. Fairlee VT 05045
2008 Milek Sarah & Gary 1747 Hunt Rd. Windsor VT 05089
2008 Perkins Arlene 580 Perkins Rd. Montpelier VT 05602
2008 Wagner Catharine 1587 Hunt Rd. Windsor VT 05089-9406

Connecticut

2009 Bennerup Pierre P.O. Box 483. Kensington CT 06037
2008 Fox Melanie M. 14 Westbrook Place. Fairfield CT 06432
2008 Kilpatrick Marcia 139 Kenyon Rd. Hampton CT 06247
2008 Truman Dale L. 56 Crane Hill Rd. Storrs CT 06268-2804
2010 Yukich Anton M. 53 Big Trail. Sherman CT 06784

New Jersey

2008 Byk John 136 Robertville Rd. Freehold NJ 07728-7700
2009 Knapp Evelyn B. 30 Harbor Dr. Lake Hopatcong NJ 07849
2009 Moran Dennis P.O. Box 2. McAfee NJ 07428-0002
2010 Snyderman Joy M. 37 Pheasant Hill Rd. Princeton NJ 08540-7507
2010 Vitzte Edna 39 E Springtown Rd. Long Valley NJ 07853-3368
2010 Wright Dorothy 12 Briar Circle. Green Brook NJ 08812

New York

2010 Balfour Diane 90 Riverside Drive. #14E New York City NY 10024
2009 Brown Bill 16 Little Creek Path. Patchogue NY 11772
2008 Burgess Caroline Stonecrop Gardens, Inc. 81 Stonecrop Lane Cold Spring NY 10516
2008 Cabot Francis H. P. O. Box 222 81 Stonecrop Lane Cold Spring NY 10516
2008 Cenova Barbara 15 Ronan St Hillcrest. Binghamton NY 13901-1546

2008 Cornell University Albert R. Mann Library Serials Unit/Acq Div. Ithaca NY 14853-4301
2008 Fenton Anastasia 2071 Cook Rd. Charlton NY 12019
2008 Greene Gregory 13 Northrup Dr. Queensbury NY 12804-2115
2009 Guest Shadrack Kathleen 8399 Zimmerman Rd. Hamburg NY 14075-7143

2008 Hoeffel Joan Z. Hunts Hollow Perennial Gardens 7532 County Rd. 36. Naples NY 14512-9240
2008 Jacobus Denise 321 Ideuma Rd. Unadilla NY 13849
2009 Jelisavcic Joseph 2 Allapartus Cir. Ossining NY 10562
2008 Keiser Dana L. 3801 Brady Hill Rd. Binghamton NY 13903
2008 MacLeod Camilla 1163 Chenango St. Binghamton NY 13901-1638
2008 Malloy Elaine & Alex P.O. Box 38. South Salem NY 10590-0038
2008 Malloy Mary 507 Astor Court. Delmar NY 12054
2008 Marshall Kathleen 25 Old Route 3. Vermontville NY 12989
2009 Mommens Jacques P.O. Box 67. Millwood NY 10546-0067
2010 Mugrace-Aiello Francesca 16 Paul Holly Dr. Loudonville NY 12211
2008 Nelson Mrs. Lee 8 Peer St. Binghamton NY 13901
2008 New York Botanical Garden L. T. Mertz Library Serials Exchange 2900 Southern Blvd. Bronx NY 10458
2009 Schrack Ralph 211 Washburn Drive. East Syracuse NY 13057-1633
2009 Sellers Judith C. 2297 Co Hwy 18 S. New Berlin NY 13843
2008 Sette Vincentine 819 Camby Rd. Millbrook NY 12545
2009 Ujueta Albert P.O. Box 127. Armonk NY 10504
2008 Webster Julia Chrystie 62 Burdick Hill Rd. Ithaca NY 14850

Pennsylvania

2008 Aiken Laura Haynes 542 Chandler Lane. Villanova PA 19085-1204
2008 Bartlett John 381 Long Rd. Gettysburg PA 17325-8608
2008 Chance Lilian 730 Monument Road. Malvern PA 19355
2008 Cormack Diana 424 Bulltown Rd. Elverson PA 19520
2013 Drizin Beth 226 Indian Creek Rd. Wynnewood PA 19096
2010 Eichelberger Nancy L. 84 Eichelberger Rd. Airville PA 17302-9212
2008 Guthrie, M.D. W. James 283 Blacksmith Rd. Douglassville PA 19518
2008 Hudnall Ann 325 W Ashbridge St. West Chester PA 19380
2008 Kardon Cynthia L. Cronin 6447 Overbrook Ave. Philadelphia PA 19151
2009 Lehman Leonard 362 Vermont Ave. Clairton PA 15025
2008 Longwood Gardens Library P.O. Box 501. Kennett Square PA 19348-0501
2008 Oliver Charles G. The Primrose Path 921 Scottsdale-Dawson Rd. Scottsdale PA 15683
2008 Punnett Hope 6635 Wissahickon Ave. Philadelphia PA 19119-3725
2008 Rettger Timothy 426 Shenley Drive. Erie PA 16505-2232
2010 Rice Graham 211 Log Tavern Drive. Milford PA 18337
2008 Rifkin Jerry 310 Valley Road. Merion PA 19066
2008 Zell Tatiana E. & Howard 504 Montgomery Rd. Ambler PA 19002

Delaware

2008 French Susanne Winterthur Museum and Country Estate Rt 52. Winterthur DE 19735
2008 Lake Robert W. 24 Argyle Rd. Newark DE 19713-4049
2008 Schlieder Jr. Quentin C. 36 S Main St. Smyrna DE 19977-1431

District of Columbia

2010 Greider Linda F. 5931 Utah Ave. NW. Washington DC 20015-1616
GL Register of Copyrights Library of Congress. Washington DC 20559

Maryland

2008 Barrett Karen 732 Hollow Rd. Ellicott MD 21043
2008 Ray John F. 4971 Cliff City Rd. Chestertown MD 21620
2008 Vanden Heuvel Richard 123 Spruce Lane. Annapolis MD 21403

Virginia

2008 Addamiano Betty 4222 Robertson Blvd. Alexandria VA 22309
2009 Sarah Carpenter Jack Gellen 6515 Lily Dhu Lane. Falls Church VA 22044
2008 Flory Christina 5529 Swan Rd. Williamsburg VA 23199
2008 Rowand Sylvie I. P.O. Box 395. Washington VA 22747

West Virginia

2008 Glick Barry Sunshine Farm and Gardens HC 67. Box 539B Renick WV 24966

North Carolina

2008 Bierhoff Ruth 198 Fearington Post. Pittsboro NC 27312
2010 Goodwin Mrs. Nancy V. P.O. Box 957. Hillsborough NC 27278-0957
2008 Gray Mary 3210 Debbie Dr. Hendersonville NC 28791-1036
2008 Sims William R. & Doris B. 70 Fuchsia Dr. Hendersonville NC 28792-7208

2008 Soper Lynda 5124 Stonecrest Road Woodlawn ON K0A 3M0

Quebec

2008 Aubert Jean Marc c/o Pneus Dominic, Inc. 26 Rue de l'Artisan
Victoriaville Quebec G6P 7E4
2008 Galletti Maria Alpinas Mont Echo 1182 Parmenter Rd Sutton Quebec
J0E 2K0
2008 Jardin Botanique de Monreal Bibliotheque 4101 Sherbrooke Est
Monreal Quebec H1X 2B2
2008 Legare Andre 698 Chemin des Bernaches Saint-Nicolas Quebec G7A
3P5

Saskatchewan

2008 Blyth Barbara Box 1773 La Ronge SK S0J 1L0

International

Country

Year of Expiry Last Name First Name Address Country

Australia

2008 Brown Mark 19 Hill St. Craters SA 5152 Australia
2008 Royal Botanic Gardens Librarian Birdwood Ave. South Yarra Victoria
3141 Australia
2008 Wallbank Sue P. O. Box 342 South Hobart Tasmania 7004 Australia

Austria

2008 Hinterwirth Hubert Schauenbergstr. 6 A 4553 Schlierbach Austria

Belgium

2008 Thiers Geert Bloemenlei 10 B 2930 Brasschaat Belgium

Denmark

2008 Thiers Herlof Ostervenget 12 Haldbjerg 9900 Frederikshavn Denmark
2010 Mikkelsen Erik L. Nyvangsvej 113 Randers 8900 Denmark

England

GS The Alpine Garden Society A.G.S. Centre Avon Bank Pershore
Worcestershire WR10 3JP England
2008 Ashill Christopher Lindley Library, Royal Horticultural Society 80 Vincent
Square London SW1P 2PE England
2008 Davis Brian 7 BeechTree Rd Walsall Wood Walsall Staffordshire WS9
9LS England
2008 Gibson John N. 'Farinosa', 3A Primrose Lane Kirkburton Huddersfield
Yorkshire HD8 0QY England
2008T Giles Mrs. Jackie Windy Ridge Bolton Percy Yorkshire YO23 7BA
England
2008T Hall Elizabeth Vicarage House Kirky Wharfe Tadcaster North Yorkshire
LS249DE England
2009 Joiner Graham 1, The Park Pale, Tutbury Burton-on-Trent Staffs DE13
9LB England
LF Lill H. 17 Newton Ave. Newton Hill Wakefield W71 2PX England
GS NA&PS, Midland & West Section Mr. Brian Coop, Hon. Editor 5 Warwick
Court Eaton Socon St. Neots, Cambs. PE19 3HH England
GS NA&PS, Northern Section Mr. K. Leeming 3 Daisysbank Drive Sandbach
Cheshire CW11 4JR England
GS NA&PS, Southern Region Mr. L.E. Wigley 67 Warnham Court Rd.
Carshalton Beeches Surrey SM5 3ND England
2008T Nottingham Ben and Hazel 34 Mill Green View Swarcliffe Leeds Yorks
LS145JT England
2008T Pugh Mrs. V. A. Wilkin Post Office 94 Hednesford Rd. Brownhills West,
Walsall West Midlands W58 7LT England
2010 Reed Giles 22A Charlton Rd Aynho, Banbury Oxfordshire OX17 3AD
England
2010 Salt Derek William East View, Main Road Friskney Boston Lincs PE22
8QU England
2008T Scott-Rowley Penelope 58 Southview Road East Bierley Bradford West
Yorkshire BD4 6PJ England
2010T Taylor R. 27 Temple Rhydding Drive Baildon Shipley West Yorkshire
BD17 5PX England
2008 Town M. A. 33 New Lane Skelmanthorpe Nr. Huddersfield W. Yorkshire
HD8 9EY England

Estonia

2008 Teras Riho Vahi Kula 10-1, Tartuvald Tartu MK 60511 Estonia

France

2008 Conservatoire et Jardins Botaniques de Nancy 100 Rue du Jardin
Botanique F 54600 Villers-les-Nancy France
2008 Lawson Mrs. Lynne Barnhaven Primroses 11 Rue du Pont Blanc 22310
Plestin Les Graves France

Germany

GS Botanischer Garten und Bibliothek Botanisches Museum Berlin-Dahlem
D-14191 Berlin Germany
2008 Jellito Staudensamen GMBH Postfach 1264 D-29685 Schwarmstedt
Germany
LF Kress Dr. Alarich Edelweiss - Strasse 9 D-82194 Grobenzell Germany
LF Maerz Georg Postfach 150308 D-70076 Stuttgart Germany

Iceland

LF Skulason Fridrik Stigahlid 65 Reykjavik IS 105 Iceland

Ireland

GS National Botanic Gardens Librarian Glasnevin Dublin Ireland

Japan

2009 Aoki Gishu 17-5 Shibahara -1 Midori-ku Saitama-shi 336-0917 Japan
2009 Doki Yoshiaki 4 - Hondori Niseko-cho Hokkaido 048-1502 Japan
LF Maki Takao 7-11-6 Kuganuma-Kaigan Fujisawa-251 Japan
2009 Matsubayashi Nagao 78 Jorogawa Ehima - cho Tahara-shi 441-3605
Japan
LF Oi Mr. Hiroto 11-1890 Kami-Okawama Niigata-shi 951-8068 Japan

Netherlands

LF Kloppenberg H. Melbergsdijk 1A Liederholthuis Rallte 8144RJ
Netherlands
2010 van Saase J. W. M. IJweg 1063 2133 MH Hoofddorp Netherlands

New Zealand

2012 Sell Mrs. Heather 49 Mill Road, Waimate Sth Canterbury New
Zealand
2013 Whimp Diana A. 47A Whau Valley Rd. Whangarei 0112 Northland New
Zealand

Norway

LF Valvik Magnus Torborg Nedreaas gt. 20 N-5006 Bergen Norway

Scotland

2008 Behan Mrs. W. D. 4 West Mackenzie Park Draikies Inverness IV2 3ST
Scotland
2008T Jones Mrs. Jeanie Kilnpoetees Kettleholm Lockerbie Dumfriesshire
DG11 1DD Scotland
2008T Mackie Mr. Robert 12 Stuart St. Portessie Buckie Banffshire AB56 1TB
Scotland

South Korea

2008 Son Ja-Eun Pyunggang Botanical Garden 668 Sanjeong-Ri, Yeongbuk-
Myeon Pocheon City Gyeonggi-do 487-892 South Korea

Sweden

2008 Larkang Lars Dalahojdsvagen 2 S-443 72 Grabo Sweden

Switzerland

LF Kade Peter Oberhofstettenweg 5 St Gallen 9012 Switzerland

Wales

2009 Allen Les Windy Ridge Llandrindad Wells Powys LD1 5NY Wales
2009 Nicolle Geoff Rising Sun Cottage, Nolton Haven Haverfordwest
Pembrokeshire SA62 3NN Wales

Please check your listing for accuracy.

The APS quarterly will include a list of new members in each future issue.

LF = Life Membership
GS = Garden Society Membership
(T) = Twinning - under this arrangement an APS member in North America pays dues for an English member. The English member pays a subscription to an English Society on behalf of the North American member.

American Primrose Society Minutes of the Quarterly Board Meeting August 2nd, 2008

The meeting was held online and by telephone. It opened at 2:03 pm, Pacific Time.

Present: Linda Bailey (Director), Rodney Barker (Director), Mark Dyen (President, New England Chapter), Jane Guild (Editor and Webmaster), Julia Halderson (Director and Membership Secretary), Marianne Kuchel (Director), Maedythe Martin (President of the BC Group), Michael Plumb (Secretary), Judith Sellers (Vice President)

Regrets: Jon Kawaguchi (Treasurer).

1. **The Minutes of April 26, 2008** - Accepted as presented (Rodney / Linda)

2. **Treasurer's Report** (Emailed before the meeting)

- Total liabilities and equity as of July 20th, 2008: \$22,594.95, minus approximately \$60 for some final printing expenses [June 30, 2007: \$24,671.62. Note that June 2008 was \$25,556.11].
- Income less expenses January 1st, 2008 to July 20th, 2008: (\$3,402.42)
- Publication expenses for Spring Quarterly, including Editor's honorarium of \$350: \$2,398.64 [Winter Quarterly: \$2,798.62]. Estimated cost for Summer Quarterly: \$2,393.19
- Donations towards publication of the Quarterly: \$400 from the New England Chapter, \$1,000 from the Juneau Chapter, and \$120 from private individuals. Many thanks to all these donors for their generous gifts towards maintaining the quality of the Quarterly.
- General summary: Advertising revenue is increasing and general expenses are dropping, but much still needs to be done to improve finances.
- The Treasurer's report was accepted unanimously, with thanks. (Rodney / Mark).

3. **Committee Reports**

Website

- **Motion** (Michael / Jane): That a website committee be struck to address website issues such as content and members' enquiries. Carried. (Note that at the last meeting it was agreed that members would be informed in the Quarterly of the following: Julia will deal with membership issues, Jacques will handle Seed Exchange matters, and Lee will answer questions on growing primula.). The president will invite other APS members to join this committee. Michael agreed to be chair.

Membership

- There was prolonged discussion concerning the raising of membership fees. However, as this was not an agreed agenda item, the matter has been tabled for a Special Board Meeting [APS Bylaws Article II, Section I states, "... No business shall be transacted at any regular meeting except as stated

on the pre-distributed agenda unless all directors present at the meeting approve such action.”]

- Maedythe gave details to show that the present cost of life membership bears no similarity to the original cost or intent of such membership. Life membership was originally introduced as a way to raise extra funds, but now it is a serious financial burden on the Society.

Motion (Michael / Rodney): That life membership be discontinued as an option for new applicants and replaced by a ten-year period with a financial incentive (details to be decided at the next board meeting). Carried. Note that this decision does not affect current life members or future honorary life members. The option to apply for life membership will be removed from the next Quarterly.

Seed Exchange

- **Motion** (Linda / Marianne): That Jacques Mommens, chair of the Seed Exchange, be provided a ceiling of \$1,300 to buy materials for the Exchange. Carried.

Primroses Quarterly

- It was agreed to deal with the New England Chapter's suggestions for improving the Quarterly's finances at the October board meeting. This will enable the New England Chapter to revisit their ideas at their September meeting and inform all board members and the Editorial Committee of their revised proposal before the October meeting. Of course, all ideas are welcome at any time.

National Show

- The list of trophies and awards has not been examined for several years. Lee, as President, will appoint a Trophy Committee to determine where the Show trophies should be located, whether some should be removed or added, etc. Michael will contact Ed and Cheri for help.
- The New England Chapter will host the 2009 National Show at Tower Hill near Boston in early May. Joe Phillip will be Show Chair.

4. Old Business

Election of officers

- All officers' positions are open for election, which must be held before the next AGM. Lee, as president, will appoint a nominating committee. It was suggested that members of this committee be chosen from a variety of chapters. Members of the nominating committee do not have to be board members.

5. New Business

Free APS membership for NARGS Potomac Valley Chapter

- Julia introduced this request. Tabled for the October board meeting.

6. Adjournment (Michael / Julia) at 4:10 pm Pacific Time.



North American Rock Garden Society

Yes, I am interested in a seed exchange, discount book service, slide library, field trips, fact-filled Quarterly, garden visits, and plant sales.

Sign me up!

Membership:

USA, Canada: US\$30

Overseas: US\$35

Please contact:

NARGS

PO Box 67

Millwood, NY 10546

Make checks payable to
North American Rock Garden Society

<https://www.nargs.org/info/smembership>.

NATIONAL AURICULA AND PRIMULA SOCIETY SOUTHERN SECTION

The National Auricula & Primula Society - Southern Section was founded in 1876 by and for enthusiasts who raised and exhibited Auriculas, Gold-Laced polyanthus and other primulas.

The Annual subscription is £7.00 (UK) for single or family membership, Overseas £8.00

Members receive an illustrated Year Book and a Newsletter - Offsets, containing interesting articles on growing and raising Primulas together with their history and cultivation.

Applications for membership of the N.A.P.S. Southern Section should be made to:
The Honorary Secretary, Lawrence Wigley,
67 Warnham Court Road, Carshalton Beeches,
Surrey, SM5 3ND.

Join the National Auricula & Primula Society

Midland & West Section

www.auriculaandprimula.org.uk



£10.00 Overseas Membership.

to: The Honorary Treasurer, Roger Woods,
44 Tansey Crescent, Stoney Stanton,
Leicestershire, LE9 4BT United Kingdom.

NATIONAL AURICULA AND PRIMULA SOCIETY

NORTHERN SECTION

Please consider joining the National Auricula and Primula Society - Northern Section. Overseas memberships are some of the best ways to learn more about your favorite plants. Benefits include publications and more.

Write: Mr. K. Leeming, 3 Daisybank Drive,
Sandbach, Cheshire. CW11 4JR

Overseas membership £7.50 (\$10.00 US)

Please make checks payable to NAPS.

www.auriculas.org.uk

Membership Renewal

Please send this form (or a photocopy, or print it from the website at www.americanprimrosesociety.org) and mail to the address below. Please make checks payable to the **American Primrose Society**. Receipts will not be sent unless requested (S.A.E. please).

American Primrose Society
Jon Kawaguchi, Treasurer
3524 Bowman Ct.
Alameda, Calif. 94502

Please renew my membership, which includes a year's subscription to the APS quarterly *Primroses*, as well as annual Seed Exchange privileges, access to the 'Members Only' area of the APS web site, APS Book Store and Slide Library, in the following category:

- Annual Membership \$25
 Three year membership \$70
 Sustaining Membership \$100 per year (or any amount over \$100)
- Overseas Membership \$32 US per year
 Three years overseas membership \$90
- Gift Membership \$25 per year (a card with your name will be sent)
 Holiday Gift \$25 per year (a holiday card with your name will be sent by Dec 15)
 Donation \$ _____
- Please send me a copy of the APS Pictorial Dictionary on CD
 Please send me a printed copy of the Seed Exchange list

*\$3 surcharge for payments by VISA

Pay by VISA: Card # _____ - _____ - _____ - _____

Exp. Date: _____


Signature _____ Name on Card _____

NAME: _____

ADDRESS: _____

CITY: _____ STATE: _____ ZIP: _____

EMAIL: _____ PHONE: _____



OFFICERS OF THE CHAPTERS

British Columbia Primrose Group

President, Maedythe Martin
 951 Joan Crescent Victoria, BC V8S 3L3
 (250) 370-2951
martin951@shaw.ca

Doretta Klaber Chapter

President, Hope Punnett
 6635 Wissahickan Ave Philadelphia, PA
 19119
 (215) 848-5577
hpunnett@voicenet.com

New England Chapter

Co-President, Mark Dyen
 132 Church Street Newton, MA 02158
dyenreisen@rcn.com
 Co-President, Rodney Barker
 49 Woodcliff Road Newton Highlands,
 MA 02461
rodney@justice.com

East Side Chapter

President, Thea Oakley
 3304 288th Ave. NE Redmond, WA
 98053
 (425) 880-6177
theap@netscape.com

Juneau Chapter


President, Ed Buyarski
 Box 33077 Juneau, AK 99803-3077
 (907) 789-2299
amprimsoc@hotmail.com
<http://www.alaskaprimroses.org>

Tacoma Chapter

Co-President, Candy Strickland
 6911 104th St. E. Puyallup, WA 98373
 (253) 841-4192
 Co-President, Cy Happy III
 11617 Gravelly Lk. Dr. Tacoma, WA
 98499
 (253) 588-2585



the AMERICAN PRIMROSE SOCIETY presents the



THIRD ANNUAL APS

Photo contest

CATEGORIES:

- Primula Grown from APS Seed Exchange
- Primulas Grown in My Garden
- Primulas from Other Gardens

FORMAT:

4" x 6" or Digital (at 300dpi, or about 5" of your screen)

RULES:

Photos can be taken from 2007 and 2008.
Open to all Members except Editorial Board
Label on the back with your name and address and provide photo details including year taken, location and species or cultivars

Prizes:

1st overall - Cover of the quarterly, Primroses, Spring 2009

1st in categories - Cover of the quarterly, Primroses, 2009

Winners will be notified in early spring 2009

Deadline: December 31, 2008

JOIN IN THE FUN! SEND PHOTOS TO THE EDITOR AT editor@americanprimrosesociety.org

PHOTO ESSAY

Not a contest - but a chance to share your ideas in print. The Editorial Board Committee invites all members to submit a photo essay, in about 600 words and preferably, but not necessarily, accompanied by a photo, under any of these categories:

1. My Favorite Primula and why.
2. Primula received as a gift and what it meant to me
3. What the APS means to me

Submit to the Editor for publication in Primroses during 2009