


**ASSOCIATION OF SOCIETIES FOR GROWING AUSTRALIAN PLANTS**

**ABN 56 654 053 676**

**THE AUSTRALIAN DAISY STUDY GROUP NEWSLETTER NO. 70**



*Ozothamnus diotophyllus*  
(illustrated by Gloria Thomlinson )

Leader's letter and coming events		38
Species or forms new to members		
<i>Olearia brevipedunculata</i>	Joy Greig	38-39
A confusion of daisies	Jeff Irons	40
<i>Bracteantha macrantha</i>	Joy Greig	40
Emergence of a Painted Lady	Peg McAllister	41
Reflections on a Myrrhee Garden	Barbara Buchanan	41-42
Some olearias in the Canberra district	Jo Walker	42
Daisies in the Grampians	Jeff Irons	42-43
The Australian Garden, RBG, Cranbourne	Pat Webb	44
Tranen Revegetation Systems	Barbara Buchanan	44
Chelsea Flower Show — London, May 2004	Pat Webb	45
Report from South Australia	Mary McKay	45
Report from Horsham	Maree Goods	45-46
<i>Olearia astroloba</i> and other plants	Pat Webb	46
FAQ Spot		47
Propagation pages — Trish Tratt, Joy Greig, Judy Barker		47-48
Members' reports — Beth McRobert, Syl Oats, Jeff Irons, Margery Stutchbury, Jenny Rejske, Jeanette Closs, Jo Walker, Linda Handscombe, Christina Leiblich, Beryl Birch, June Rogers, Ros Cornish and Barrie Hadlow		48-50
Show and tell, congratulations		50
Cultivation Record of <i>Olearia</i> species		51
Financial Report, editor's note		52
New members, seed donors, seed bank		53
Index		54

**OFFICE BEARERS:** Leader and ADSG Herbarium Curator  
 — Joy Greig, PO Box 258, Mallacoota, 3892. Tel/Fax: (03) 5158 0669  
 (or Unit 1, 1a Buchanan St, Boronia, 3155.)  
 Email nealrg@yahoo.com  
 Treasurer — John Webb, 99 Fiddlers Green, 57 Gloucester Ave, Berwick, 3806. Tel: (03) 9769 7406  
 Provenance Seed Co-ordinator  
 — Maureen Schaumann, 88 Albany Drive, Mulgrave, 3170. Tel: (03) 9547 3670  
 Garden and Commercial Seed Co-ordinator and Interim Newsletter Editor:  
 — Judy Barker, 9 Widford St, East Hawthorn, 3123. Tel: (03) 9813 2916  
 Fax: (03) 9813 1195

## LEADER'S LETTER

I can't believe that we are heading for the end of the year so soon after it began. As I write this we are well into spring, and the wildflowers in this area are just delightful. *Olearia lirata* is particularly bright, both in the garden and in the bush.

I am hoping to see a number of you at the end of the year break-up at the Cranbourne Botanic Gardens, where we will be inspecting the progress of the new Australian Garden. It is quite something by all accounts, and is due to be opened to the public in September next year.

Which olearias are you growing? In order to complete our new project of growing and reporting on the cultivation of this genus, we need feedback from members. A proforma of the kind of information we require is included in this newsletter. We ask that you take the time to photocopy the form and fill in whatever details you can provide. This is the power of a study group, obtaining accurate information from growers all over Australia, and ultimately putting this information into the public arena.

If you can collect seed from any olearias you are growing or have in your location, we would be more than happy to receive it. Seed collection time is about now, and fresh seed is urgently required.

We hope you will participate.

Cheers,

*Joy*



*Olearia frostii* x ½  
(drawn by Gloria Thomlinson)

\*\*\*\*\*

## COMING EVENTS

Tuesday, 19th October	10.00 am	Meeting at Barbara and Roger Rooks' home 1 Sunrise Hill Rd, Montrose. (03) 9728 5455
Tuesday, 16th November	10.00 am	Christmas Break-up. We will meet at the Cranbourne Botanic Gardens at the Depot Office. John Armstrong has arranged a tour of the Australian Garden for us. We are fortunate as the Garden is not yet open to the public. John has also arranged for the Friends' Nursery to be open.
Tuesday, 15th February	10.00 am	Meeting at Judy and Lee Barker's home 9 Widford St, East Hawthorn. (03) 9813 2916
Tuesday, 15th March	10.00 am	Pat and John Webb have arranged a meeting at Fiddlers Green, 57 Gloucester Road, Berwick.

\*\*\*\*\*

## SPECIES OR FORMS NEW TO MEMBERS


*Olearia brevipedunculata* N.G. Walsh sp. nov.

by Joy Greig

A new species, *Olearia brevipedunculata* has been described by Neville Walsh of the National Herbarium of Victoria. The taxon, which is endemic in alpine areas of Victoria and NSW, has long been known as *Olearia phlogopappa* var. *subrepanda*. This entity is apparently restricted to Tasmania, but the name is illegitimate and it has been mis-applied to the mainland species.

The new species is very distinctive with more or less concolorous, greyish, elliptic to ovate leaves to about 15 mm long and solitary, terminal, but sessile or shortly pedunculate flower-heads. It differs from any of the

varieties otherwise included within *Olearia phlogopappa sens. lat.*, all of which have more or less discoloured leaves and flower-heads in panicles or corymbs or with peduncles distinctly exceeding the upper leaves. The epithet of course refers to the very short peduncles.



*Olearia brevipedunculata* occurs mainly in alpine heathland in Victoria and NSW, usually in rocky sites and often above the tree-line, sometimes in association with *Olearia phlogopappa* var. *flavescens*. It grows to 30-100 cm and is quite floriferous, usually in December and January. The common name is Dusty Daisy Bush, but this name also applies to two other varieties of *O. phlogopappa* in Victoria, namely var. *phlogopappa* and var. *flavescens*.

The Tasmanian plant presently referred to as *Olearia phlogopappa* var. *subrepanda* is now without a valid name under *Olearia*, having been published originally under the synonym *Eurybia gunniana* var. *cana*. A thorough revision of the highly polymorphic *Olearia phlogopappa sens. lat.* is obviously required. So too are the distinctions between this complex species and *O. stellulata* and *O. lirata*, which are slight at the extremes of their variation.

The scanned herbarium specimen was collected by Esma Salkin at Mt Selwyn, NSW in 1987. (Scale 1:1)

#### References:

- Costin, A., Gray, M., Totterdell, C. & Wimbush, D. (2000). *Kosciuszko Alpine Flora*, (2<sup>nd</sup> edn). CSIRO Publishing: Collingwood.
- Lander, N.S. (1992) '*Olearia*' in G.J. Harden (ed.), *Flora of NSW* 3, 185-197. University of NSW Press: Kensington.
- Walsh, N.G. & Lander, N.S. (1999). '*Olearia*' in N.G. Walsh & T.J. Entwisle (eds), *Flora of Victoria* 4, 886-912. Inkata Press: Melb.
- Walsh, N.G. (2004) *Olearia brevipedunculata*: a new species from alpine areas of mainland Australia. *Muelleria* 19, 95-00.

**A CONFUSION OF DAISIES**by **Jeff Irons**

In 1930-31 the English seed collector Harold Comber (the o is pronounced as though it is the u in gut) visited Tasmania. In 1930 and 31 an account of his trip was published in the gardening magazine "The New Flora and Silva". Describing an early summer journey from Hobart to the Huon, Comber wrote "*Ozothamnus rosmarinifolius* var. *ericifolius* is already showing heads of pink buds, a month or two before the flowers will open." Other parts of the account make it seem likely that his description related to plants seen at around the 800ft level. Comber was not a botanist and when collecting he would put a name to a plant that he hoped would be correct. It can be a long time (15 years or more) before botanists look at specimens and correct any mistakes made by the collector. From my limited knowledge it seems probable that the plant referred to was not the one we know as *O. ericifolius*, but was Rodway's *Helichrysum rosmarinifolius* var. *ericæfolius*, the current *O. purpurascens*.

One of Britain's standard gardening reference books is Bean's *Trees and Shrubs Hardy in the British Isles*. The 8<sup>th</sup> (most recent) edition (1976) states that Comber seeds of *Ozothamnus purpurascens* were distributed as *O. ericifolius*. At the same time it also states that a 4ft high plant of *O. ericifolius* at Wakehurst Place, Sussex, was intermediate between *O. ericifolius* and *O. ledifolius* and declares that "The true species may not be in cultivation." It describes *O. ericifolius* as being up to 10ft high, having a yellow exudate and very long floriferous sprays of flowers, with pale brown involucral bracts.

Judy Barker kindly sent me copies of both Rodway's account of the various species and of Burbidge's 1958 revision. Looking at them, Comber's account and his Field Notes I conclude that what he collected was *Ozothamnus purpurascens*. I believe too that the confusion in British gardening literature arose from Rodway's description of it as var. *ericæfolius*. I find it difficult to make sense of the description of the plant growing at Wakehurst Place. It appears to be a muddle, mixing characteristics of plants that grow in different areas and at different altitudes and adding a feature of *O. thysoideus*. The views of DSG members on the nature of the Wakehurst Place plant would be welcome.

The only certain thing is that the true *O. ericifolius* is being cultivated in Britain now, in my garden and in the gardens of people to whom I have distributed seeds. One nurseryman also has it.

\*\*\*\*\*

**Bracteantha macrantha**by **Joy Greig**

Regrettably, the Study Group must take some responsibility for adding to the confusion with botanical names.

In our book 'Everlasting Daisies of Australia' we included *B. macrantha* as one of seven species of *Bracteantha*. Although it had been mooted by botanists that the species known as *Helichrysum macranthum* should probably be included in *Bracteantha*, the actual publication of this name change has not been made. In WA, where it occurs, the species is still referred to as *Helichrysum macranthum*.

Consequently, the change of name of the genus from *Bracteantha* to *Xerochrysum* does not apply in this case either, and *Xerochrysum macranthum* is an illegitimate name at present.

In a personal communication Paul Wilson, Government Botanist with the WA Herbarium who is currently working on the species remaining in *Helichrysum* has clarified the present situation as follows:-

"I am treating *Helichrysum papillosum* and *H. macranthum* as subspecies of *X. bracteatum*. The *Xerochrysum bracteatum* group is taxonomically very difficult, at least I am finding it to be so. I think that the Tasmanian plant referred to *X. papillosum* is closely related to the plant known as *Helichrysum macranthum* in WA — they were probably part of a continuum before the sea-level rise — but rather reluctantly I have decided to treat them as distinct subspecies.

This subspecies ranking applies also to a number of other (un-named) variants of *X. bracteatum* that some botanists who are familiar with them in the field consider to warrant specific status. *Xerochrysum viscosum* I am recognizing at the species level although it appears to either grade into *X. bracteatum* or hybridize with it."

The authors of 'Everlasting Daisies of Australia' apologise for any confusion which may have been caused by our incorrect entry.

\*\*\*\*\*

**EMERGENCE OF A PAINTED LADY**by Peg McAllister

On 21st August in the garden I was delighted to see a newly emerged Painted Lady butterfly flexing its wings in brilliant mint condition.

What was interesting was that it had chosen a daisy (*Pycnosorus globosus*) to fly from into its new world. Now September has arrived and not another to be seen. I don't think this will be a good year weatherwise for butterflies so I was lucky to enjoy a little time out with some beauty to remember. Of course there are the daisies faithfully with us.

\*\*\*\*\*

**REFLECTIONS ON A MYRRHEE GARDEN**by Barbara Buchanan

I don't go on trips to see daisies in the wild, nor do I get to many nurseries to get hold of new species, so I have nothing to contribute to those aspects of the study group work. What I can do is sing the praises of my daisies and describe their many uses in the garden. Most of mine are from the study group originally, and what I have left are not only tough and drought hardy, but very good looking in the heat of summer. However, when I pause and think, there are many daisies I used to grow and no longer have. These lost ones are probably mainly annuals and ephemerals as I can't buy them in punnets in nurseries (or even the seed of many), and I am never organized enough to have them ready to fill the gaps. And that is one great value of such daisies, filling empty spaces while other plants are growing or spaces left after something has died. I lack the sandy soil that allows self seeding to keep annual and short-lived species going easily.

Currently I am preparing for a garden visit from APS Vic members at the October Quarterly meeting and I have excelled myself with 3 trays of tubes of 3 species which I can only hope will be ready at the right time. They will shine at some time and Alan and I will benefit at the least. My daughter looked at them and said they were crawling with red two spotted mites which would decimate them and they should be sprayed. I don't use sprays so they have to take their chances. We have birds and frogs and lizards to keep most insect pests under control but I think we need predator mites to deal with the dreaded two spotted. We do have trouble with root aphids in the garden and in pots from time to time. The daisies seem to be particularly susceptible. When I pull out an unthrifty brachyscome its roots are usually white and mealy. Often plants looking equally seedy will recover, perhaps not entirely, but very largely, to do another season or two of duty. Even though these littlies are easy to propagate I do fall behind and run out of replacements — for instance I have none of the Paper Baby group (*Rhodanthe anthemoides*) at present.

The latest hazard for *Xerochrysum* seedlings — bower birds chomping the leaves, but hopefully some wire netting will save them. I've been blaming rabbits for the disappearance of self-sown seedlings which had given great joy for a couple of years then vanished. But rabbits don't hop up on benches!

'Merv's Tall' form of *Chrysocephalum apiculatum* hangs on without water. It is supposed to line the drive to mark it clearly at night with the reflections from its silver-grey foliage but so far there are only odd clumps. Still the form is spread amongst the Wang APS members, many of whom care for it better than I do. *Leucophyta brownii* is another low silvery mass; for one or two seasons it made a wonderful contrast with the red foliage of *Leptospermum nana* (I know it may be from N.Z., but I claim my Kiwi son-in-law gives me the right to grow it) but again it deteriorates after a year or two and I have trouble keeping up with replacements. Luckily it is one fairly readily obtained to start again.

Shrubs have a better survival rate here. The one I brought back from the DSG trip to Wail as *Ixiolaena* sp. is one of the smallest I grow and a bit like the littlies in needing replacement, only more slowly. Its grey foliage and flat sheets of golden blooms for much of the warmer weather, together with a positive response to the TLC of fertilizer and water, have ensured its spread amongst our group too so that there is a hope it will always be available. In contrast I have just lost for the second time the local cut-leaf *Senecio* with its dainty bright green foliage and display of golden daisies for months on end. I'm hoping a seedling or two will appear from all the vast quantity of seed shed and that I will find it before the rabbits. I have only ever seen one plant in the adjacent bush but know of more not so far away. I feel a bit cheated that it is so reluctant to stay here.

The other small ground hugging daisy starts off the olearias, *Olearia lanuginosa*, which I grow in sun and in shade for its tiny grey leaves which look equally happy in either. That it also smothers itself with pale creamy flowers in late spring is just a bonus. Well, to be frank, they are not particularly noticeable. It is especially important to me that my plants continue to look fresh in the heat because I am likely to be wilting — all these will do just that. So will *Olearia iodochoa*, one of the toughest of the tough with its small shiny leaves and

generous covering of flowers which start a deep violet in spring but fade as summer progresses. I have wondered if it is new flowers paler in the heat or the same ones fading as they age. Something the same happens to *Olearia astroloba* from limestone in East Gippsland, but it just flowers all year round.. Again the foliage is grey, but a little untidier this time which is easily overlooked because of the cheerfulness of the flowers. My bushes are about a metre high and benefit from a little pruning. I have scattered them through the garden and made sure other Wang members are growing them.

\*\*\*\*\*

## SOME OLEARIAS IN THE CANBERRA DISTRICT

by Jo Walker

Regarding *Olearia montana* — it glows in the Tinderry Mountains, south of Queanbeyan (NSW), and I believe this is the only place it's found. The first ones we found were growing near (but not in) a swamp, but we also found a large population much higher on rocky slopes. It has an attractive flower — the disc florets are purple and the ray florets bluish mauve.

The *Olearia aglossa* came from the Tallagande Forest area (wet sclerophyll forest). I also gave Natalie an *Olearia* that we found at Booloomba Rocks, a granite or possibly Rhyolite outcrop in the ACT. We originally thought this one was *O. rhizomatica* because of the three-lobed leaf tips, but that species has scattered flowers with centimetre long pedicels. The Booloomba Rocks daisy has sessile pale blue flowers all along the stems, and is really a completely different plant. I have two growing well amongst the large rocks near my water tank. Booloomba Rocks was badly affected by the 2003 Canberra bushfires and we feared the *Olearia* may have been destroyed, but when we went up to look a few months ago it was shooting from the bases and there were seedlings coming up. Tough little thing!

\*\*\*\*\*

## DAISIES in the GRAMPIANS

by Jeff Irons

A short time ago I bought a copy of Audas' 1925 book "The Victorian Grampians — One of Nature's Wonderlands". There are many references to daisies and it seemed a good idea to put them together on paper. Apart from their historical value, some DSG members may find them useful when planning walks in the area.



*Olearia ramulosa* x 1  
(drawn by Betty Campbell)

The story begins on page 30. On the way down from Wonderland Peak Audas noted that the Plumed Humea (*Humea elegans*) grows in plenty. Ascending Mt Difficult from Hall's Gap he started out in a south westerly direction and worked his way round Quarry Hill. *Humea elegans* was again present and 'on the way to the mount we crossed a small eminence, literally gleaming gold and white in the sunlight beneath its flowering mantle of the Tall Daisy (*Brachyscome diversifolia*). The sight suggested to us the name of "Daisy Hill", which we hope it will bear in future. .... We were amply rewarded for our arduous climb to find, on reaching the summit, a height of 2300 feet above sea level, that interesting Showy Daisy-bush (*Olearia speciosa*). It develops into a rather straggling shrub, about three feet high, bearing flowers which differ from the better-known species by having fewer ray-florets, and the densely tomentose leaves are also very distinct. We also noted specimens of the Twiggy Daisy-bush (*O. ramulosa*), new variety *intermedia*, Rough Daisy-bush (*O. asterotricha*) and Club-moss Daisy-bush (*O. lepidophylla*). The first-named

presented a striking difference in the flower head, being of a pale blue colouring, and much smaller than the normal form, in leaf resembling the type and in flower head the Small-leaf Daisy-bush (*O. microphylla*). The Scented Groundsel (*Senecio odoratus*) bore clusters of yellow flower heads, and the variety "hypoleuca", also in bloom, could easily be distinguished by the soft downy under-surface of the foliage.'

Striking out eastwards from Hall's Gap he came across the "Wild Flower garden", known more generally as the "Devil's Garden". Audas thought that 'it probably contains more species of plants than any similar area in Victoria. The most prominent plant is the beautiful Woolly Everlasting (*Helichrysum Blandowskianum*). Its clusters of flower-heads, borne on stalks of almost equal whiteness, make it valued for wedding bouquets and wreaths. If the flowers are gathered before they are fully open, and dried in a cool atmosphere with their heads downwards, they will last for many years. Their decorative qualities, however, are not sufficient to

overcome the dislike in which this plant is held by pastoralists. They complain that it is injurious to stock, and if eaten it is considered that cattle would be killed by impaction, caused by its felty texture.'

Audas visited Mount Rosea by walking over the new road from the Picnic Ground over the Long Red Hill and across the Stony Creek diggings. Near the site of the dredge 'we secured specimens of the Twiggy Daisy-bush. It is local to the Grampians.' In his exploration of the Serra Range just below the Turret falls he found Blue Daisy and Showy Podolepis. At Stony Creek diggings he found the Showy Aster 'peculiar to these parts'. Behind Mount Rosea, after The Monument he found an 'abundance and variety of Helichrysums, the well known everlasting daisies; the three best noted are the White, Golden and Woolly, ....' A 100ft high waterfall was named Calectasia Fall. Next day, quite a number of miles downstream from the falls the water in the creek became iron-stained, presenting a brownish appearance. 'The Plumed Humea grew abundantly in the neighbourhood, but no flowering specimens of it were available, as it blooms later in the season. When in bloom it is a very fine sight, its wide spreading, drooping panicles and innumerable shining rose-coloured plumes (which sometimes vary to white) render the plant a valuable acquisition in gardens, where it flourishes without any particular attention.' On one of the lower stretches of the hills, before reaching the flat country, he passed through a fine forest of Black Wattle trees, about 80ft high. One of the plants underneath them was *Cassinia aculeata*. On a track from the Victoria Valley round the end of Mount Difficult to Halls Gap he collected 'nice specimens of Club Moss Aster, Coarse Daisy ....' From Scrubby Creek he struck the Victoria Valley track, where there was 'a fine display of Tall Daisies, growing in a grassy flat and gleaming gold and white in the sunlight. .... Along the slopes of Mount Difficult .... and White Everlastings were met with in great profusion.'

In the Murra-Murra Country he found the flowers of the western side of the Victoria Range less numerous than those on the eastern side of the valley in the Serra Mount Difficult Ranges. Among the noteworthy plants not collected on previous trips were Dwarf Bottle Daisy (*Lagenophora Emphysopus*) and Dwarf Daisy (*Brachycome goniocarpa*). Just over the saddle dividing the waters of the Wannon River from those of Fyan's Creek he found a 'large morass, several miles wide, known as "The Upper Swamp". The more open grasslands were 'gay with a thousand flowers of Compositae, Goodeniaceae, and Dilleniaceae, the most striking among them being the white of the White Everlasting (*Helichrysum Baxteri*) ....'

Crossing Campbell's Bridge into the Wimmera he thought that *Lolium rigida* was a blessing because it redeemed 'the interminable acres which are now given over to Helipterums or Sunrays, of which three species predominate — "*H. floribundum*", "*H. cotula*" and "*H. corymbiflorum*". They seem to be spreading of late years, for the country on all sides at this period of the year appeared like a huge white sheet, spotted only in low-lying places by the bright, magenta blossoms of the Pretty Swanson Pea (*S. procumbens*). This latter plant does indeed contain nutritive food, and can safely be grazed with other fodder, but the Helipterums, as is well known, cause impaction.' At the Callawadda State timber reserve he noted that sandy soil carried 'Innumerable small annual Composites. The most prolific being Dwarf Woolly-Heads (*Myriocephalus rhizocephalus*), Flannel Cudweed (*Gnaphalodes uliginosum*), Wiry Buttons (*Leptorrhynchus tenuifolius*), Orange Sunray (*Helipterum Jessenii*), and Small Wrinklewort (*Rutidosis pumilio*).' At Rose's Gap, twelve miles west of Callawadda he stayed at the foot of Briggs's Bluff. Along the creek leading from the Fall he collected 'Star Hair, Twiggy Daisy, Clustered Everlasting (*Helichrysum semipapposum*) and Scented Groundsel'. Near Briggs's Bluff he collected Tiny Sunray (*Helipterum exiguum*). Returning to Hall's Gap he commented that on a short excursion to Mokepilly Creek there were acres of Helichrysums, 'the Woolly Everlasting (*H. blandowskianum*) being predominant. It was in the budding stage, when the petals are glistening pink, and presented a very ornamental appearance.'

Audas completed ten years of annual visits to the Grampians by making a circuit of them. Beyond Mount Zero at a spot known as Geranium Springs he saw the Viscid Daisy-bush (*Olearia viscosa*) 'locally known as the Kerosene Bush, on account of its ignition qualities.' The Hill Daisy (*Brachycome collina*) and Slender Daisy-bush (*Olearia teretifolia*) were species that he had not recorded previously. At the northern end of the Victoria Range he found abundant *H. baxteri*. After leaving Victoria Park estate and heading towards Mounts Sturgeon and Abrupt he found Water Buttons (*Cotula coronopifolia*) in the lagoons.

That is the last 'daisy' recorded by Audas and almost the end of his book. Nearly eighty years on, it still makes good reading. I imagine that it is still a good guide to the Grampians, an area to which I have made only one short visit. Although Audas makes no mention of it, I recall that my geomorphologist guide said that the Grampians contain the best example of a cuesta landscape in the world. So there it is — yet another wonder to add to the list.

\*\*\*\*\*

## THE AUSTRALIAN GARDEN, ROYAL BOTANIC GARDENS, CRANBOURNE

by Pat Webb

It is three months since I had last seen the new gardens; so many exciting changes and developments. Today (June 6) was the inaugural Friends planting day. A large area of the new garden has been handed over to the Botanic Gardens staff and planting started in May. The arrival from West Australia and New South Wales of a wonderful collection of *Xanthorrhoea* has made a dramatic statement. (The cameras were out — the staff calls this planting the Kodak area!) The plants range from ½ metre to a magnificent multi-trunked specimen estimated to be between 500 and 1000 years old. We were told about their arrival in containers and the special care taken with their planting. They are currently supported by guy ropes and they have had a very windy introduction to their new home; everyone is hoping they will settle happily. Other early plantings were *Callitris* sp. along the Eucalyptus Finger embankment and behind the Entry Orientation. Other trees already planted are some semi-advanced *Angophora* species in the Ornamental Garden. Not yet spread out and planted, the Red Centre sand has arrived and looks sensational. Surprisingly, it did not come from the Red Centre, but Skye — only two kilometres from Cranbourne.

Being involved in some of the earliest plantings in the Garden was an interesting experience. Some 50 friends arrived — an almost overwhelming number for the staff to cope with. The area we were working on is the Rock Garden (mudstone from near Mansfield). Each of the garden beds, which are irregularly shaped, is divided into 10 metre squares and for each square Paul Thompson has planted specific plants. We were greeted by a sea of little flags in three different colours, representing groundcovers, shrubs and trees. Each flag was tagged with a code denoting individual species; we were encouraged to be very careful to use the right plants or the staff would have to change them and we wouldn't be popular! If all this sounds regimented and mechanical, the effect when the plants grow a little will be sensational. We managed to plant all the paths available, and ran out just in time for tea.

Over the next twenty-four weeks RBG will have a contract with Conservation Volunteers Australia for assistance in planting in the Australian Garden project. We are looking forward to another Friends planting day — I suppose much will depend on how well we performed on June 6th and whether the staff can cope with us. We certainly had lots of fun working together.

\*\*\*\*\*

## TRANEN REVEGETATION SYSTEMS

by Barbara Buchanan

The recent June/July issue of *Australian Horticulture* has an interesting article on Tranen Revegetation Systems, a West Australian company involved in supplying seed and follow-up expertise for large scale environmental work. Local councils are becoming aware of the value of their indigenous plants and incorporating them in landscaping and revegetation work, possibly because environmental science graduates are joining the council workforces. Seed of known provenance is sourced from the bush and cleaned, sorted, and stored fully labelled. Viability and germination are tested so that an appropriate quantity can be used in direct sowing. If necessary, dormancy is broken by suitable means for the species. The company has an ongoing research programme to develop techniques to meet any requirements.

What really caught my attention was the development of techniques for using annual cover crops, which is where the daisies come in. In situations where permanent planting has to be deferred or for a quick cover by a roadside liable to windblow and even developers wishing to improve the appeal of their subdivisions, the pink and white everlasting, *Rhodanthe chlorocephala* ssp. *rosea*, has been very successful. The biggest job Tranen has tackled so far was for the City of Wanneroo which involved coverage of 4.5 hectares to bind sand and prevent wind erosion during major roadworks. Forty-five kilos of everlasting seed was manually broadcast! Lucky citizens of Wanneroo to have such a magic carpet.

Other annuals in regular broad scale use are *Rhodanthe manglesii*, *Brachyscome iberidifolia*, *Trachymene coerulea*, and *Xerochrysum bracteatum*. Other species under consideration include *Brunonia australis* and various *Schoenia* species.

The *Rhodanthe* seed has been applied by the technique of hydro-mulching in which water, paper or wood pulp, glue and dye are sprayed on bare ground — especially on steep slopes — creating a crust which cuts down erosion. Tranen hopes to be able to extend the system to other annuals and I certainly hope they continue the good work.



**CHELSEA FLOWER SHOW — London, May 2004**by **Pat Webb**

Many of you will have seen the segments on *Gardening Australia* (ABC-TV) about the success of an Australian team at the Show. The Guest Speaker at the annual meeting of Friends Of Kawarra Gardens was Wes Fleming, the instigator and leader of this team. The planning, preparation and perseverance was a major logistical event. Fleming's Nurseries (Monbulk), Jim Fogarty Design and Semken Landscaping collaborated to take the first Australian Show Garden to be displayed at London's Chelsea Flower Show. They were delighted, after all their work, to win a Silver-gilt Award. For those of you who would like to read more about the event, see *Australian Horticulture* magazine, 15 August–15 September 2004.

Although there was a mixture of Australian flora and exotics (the latter selected to reflect the look and colour of Australia), several daisies were amongst them. *Brachyscome multifida*, *Leucophyta brownii* and *Rhodanthe* spp. were mentioned. These are grown in the U.K. and have been selling well since the event.

This was a big win for Australian horticulture. Wouldn't it be lovely if a garden of **totally** Australian plants was displayed? New Zealand won a Gold award and they used all New Zealand plants and had N.Z. Government sponsorship. Our team was funded by Fleming's Nurseries.

\*\*\*\*\*

**REPORT FROM SOUTH AUSTRALIA**by **Mary McKay**

We had a very interesting talk by Darren Krachenbuehl about flora of the Heysen Trail at our meeting on Thursday night with lovely slides including several of daisies.

I'm enclosing a couple of newspaper cuttings which I thought might be of interest:

The first cutting (dated 22/2/03) was about *Erigeron sessilifolius*, which had not been identified in South Australia since 1927. It had been rediscovered in the Mt Willoughby Indigenous Protected Area, north of Coober Pedy, during a Department for Environment and Heritage biological survey. The *Flora of South Australia* Part 3, 4th edition (1986) describes *E. sessilifolius* as a very hairy annual herb, 10–35cm, with robust erect stems and no basal rosette. It occurs on creek edges and waterholes, and flowers from Jan–July. It states that the species is 'known from 3 S. Aust. collections made between 1916 and 1927.'

The second cutting (dated Aug 2004) is by Bryan Littlely, titled 'Wildflowers lure tourists to regions.'

'A spectacular splash of colour in the State's Outback is helping remote communities capture lucrative tourism dollars. Tourists touring the Outback are being treated to blankets of unseasonal wildflowers transforming parts of the usually harsh, arid landscape. Fields of yellow daisies line dirt roads near Roxby Downs and Andamooka, and blanket hillsides in the North Flinders Ranges. Further, near Coober Pedy, William Creek and Oodnadatta, up to 15 varieties of wildflowers have bloomed following good early winter rains.

"It's pretty spectacular and unusual to see how it is at the moment" Derek Rowe from Coober Pedy Desert Diversity Tours said yesterday. "They are the best wildflowers I have seen since 2000 — actually, I don't think I had seen a wildflower for four years before these came up. There are daisies, mustard bush, everlastings, so many varieties, it's amazing."

Mr Rowe said the best areas he knew for wildflowers were along the road from Coober Pedy to William Creek and on the Oodnadatta Track from William Creek to Oodnadatta. "For us to get a winter rain and for the wildflowers to be up already ...if we get a follow-up rain, it is going to be a once in a lifetime experience — it will be spectacular," he said.

\*\*\*\*\*

**REPORT FROM HORSHAM**by **Maree Goods**

**July 2004 — episode 1** It was great to get the newsletter today. It always makes me feel guilty because I very rarely contribute. Thank goodness some people have consciences.

You hit the nail on the head with the red-legged earth mite. I am spraying each day with pyrethrum and they seem to love it. I might even resort to something a bit stronger yet, much to Graham's disgust.

In March I sowed some seed of our local 'little flora' — *Brachyscome dentata*, *B. chrysoglossa*, *Ptilotus exaltatus* (I know it is not a daisy), *Podolepis jaceoides*, *Pycnosorus globosus* and *Minuria leptophylla*. They germinated very well and I have planted many out in the garden. I was proud as punch until those red-legged earth mites got going. We have had ideal weather for them and it does not look like letting up. I have also planted heaps of *Rhodanthe chlorocephala* ssp. *rosea* and they love them too. I also planted some of the seed I got from you in February and managed to get *Xerochrysum papillosum* and *Brachyscome melanocarpa* up and guess what? The red-legged earth mite haven't attacked them very much at all. *Pycnosorus globosus* is standing up to the beasties fairly well too, so hope I am on to a winner. All the *Rhodanthe* seed I got from you plus some more *R. chlorocephala* ssp. *rosea* I planted only two days ago. So hopefully by the time they have germinated the 'chewy things' will have had their season. I kept some seed back to sow another batch in about three week's time.

**August 2004 — episode 2** (Sort of had a lapse in the meantime.) Since the last episode the red-legged earth mites have certainly eased up in the garden. Even so I was starting to get on top of them by using a systemic insecticide\*. I sprinkled the granules around the plants and watered in. It took about a week to take effect. So I managed to save all my small plants. I don't think I am all that good with seed. I did not have great success except with *Rhodanthe anthemoides* and *Schoenia filifolia* ssp. *subulifolia*. Both came up like fur on a cat's back so I have potted on heaps and should be ready to plant out soon. When I sowed the seed I sprinkled a few systemic granules on the top and again when I potted on. So if anything decides to chew them I hope they will taste a bit 'yucky'.

The days are getting longer now and we are having beautiful sunshine following the frosty mornings. Things are starting to move in the garden and *Olearia picridifolia* is putting on a lovely show. It will only be a week or two and we will need some more rain.

\* The insecticide used was David Gray's systemic insecticide bought from Kmart in Horsham for about \$11. It goes a long way.

\*\*\*\*\*

### *Olearia astroloba* and other plants

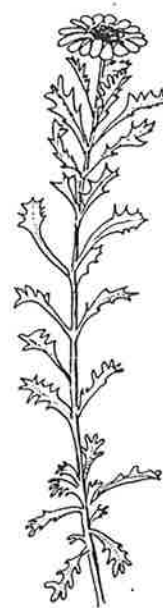
by Pat Webb

John and I visited Dot and Bob O'Neill's garden in Wandin in July. They have eight acres on a sloping, north-facing block. Their garden is situated about 55km east of Melbourne in the north-east foothills of the Dandenong Ranges. The average rainfall is about 750mm with several frosts in the winter months. I had followed with interest Bob's articles in *Growing Australian*. Currently Bob is undertaking a big regeneration program near the entrance to the garden. In this area and several other places he is using *Xerochrysum bracteatum* to fill gaps and to provide colour whilst new shrubs are growing. He tells me he is planting 860 seedlings and already some have buds and will soon be in flower. Bob has a wide variety of plants from all over the country, including many *Eremophila* species which surprised me in this district and climate.

I was particularly interested in the *Olearia astroloba*. This small (40cm high) spreading plant was in flower with flower-heads about 3cm across. The ray florets were bluish-violet, flowering quite profusely. The leaves are a pale grey-green. Bob is delighted because this plant has several outer branches which have layered. He is planning to separate these and plant them in other parts of the garden. This plant is growing in a sunny spot in what appeared to be a well-drained, sloping site. Bob hasn't grown any of this plant from seed or cutting and I think it would be an interesting plant to grow. According to Elliot & Jones this species is 'rare and vulnerable', described in 1989 and known only in an area of 40ha in the subalpine region of East Gippsland. I wonder if any other members are growing this daisy? It is a most attractive plant.

Bob finds *Olearia phlogopappa* is a very useful plant in many different parts of the garden in dry or moist sites. He has white, mauve-pink and blue species. I used to grow this in Balnarring but found it needed regular hard pruning to keep the plant from growing leggy and bare in the lower branches. In Bob's large garden they do not get pruned as much as one would in a small garden.

The number and variety of plants from all over Australia is immense, so the soil, site and microclimate of Wandin North must suit them. On this cold winter day his *Correa* collection was in full flower and just 'magic'.



*Olearia astroloba* x ½  
(drawn by Betty Campbell)

\*\*\*\*\*

## FAQ Spot

(In June Sylvia Oats suggested that we should devote a section to answering 'Frequently Asked Questions and set the ball rolling with a question I have never been asked. It's a good idea. Please make use of this section for future newsletters.)

Q. 1. Why is some seed stored in the refrigerator? (Syl Oats)

Answer: Viability and vigour are often lost during storage of seed, and there will be accompanying genetic, biochemical and physiological changes. These changes can be slowed by lowering the storage temperature. The best storage conditions, however, are not the same for all species. Over the years AD SG has noted that many species of *Brachyscome* remain viable over a few years if kept in the fridge. We always mean to do simultaneous tests on seed kept at room temperature and at 4°C, and we will when time permits. Another important factor is moisture content. Storage life can be increased if moisture content is reduced to 5–8% (according to *Germplasm Conservation Guidelines for Australia* 1997). Esma used to dry out seed collected over summer in her glassed-in verandah. Then she kept it in sealed aluminium foil bags in the fridge. Please add to or contradict this answer.

Q. 2. How do you control red-legged earth mites? (Jennifer Johnson)


Answer: *Pests, Diseases and Ailments of Australian Plants* by David Jones and Rodger Elliot suggests that control measures should be used as soon as the pests are noticed. The leaf undersides can be jetted with water to reduce numbers, but spraying with a suitable miticide is the most common control. Many of the old miticides have been removed from sale as they are now considered health hazards. Maree Goods has referred to this problem (see p. 46) and has provided another answer.

\*\*\*\*\*

## PROPAGATION PAGES

- **Trish Tratt** reported the result of seed sown in June:

*Brachyscome melanocarpa* — very good germination.  
*Brachyscome scapigera* — poor so far, only 2 seedlings.  
*Rhodanthe polygalifolia* (old seed) — 4 seedlings.  
*Microseris* sp. (fresh garden seed) — about 50%.  
*Hyalosperma simplex* — very good, as you predicted.



Nothing yet from — *Rhodanthe corymbiflora*, *Calotis scabiosifolia* var. *scabiosifolia*, *Rutidosia leptorhynchoides*, and *Rhodanthe chlorocephala* ssp. *splendida*. I have some seed of all these to try in the next few weeks. I used 'Australian Wildflower seed starter', a 10gm packet of smoke granules from New Gippsland Seed Farm, on some of the punnets. I also read recently that finely crushed charcoal (presumably freshly burnt wood) can be mixed with water to a slurry and the strained water used to soak seed or to water seed trays. I will try this soon.

- *Podolepis* sp. 1 plants are showing new growth. Several seedlings have appeared in nearby gravel mulch. A few complete seed heads which had dropped on to the gravel have germinated, still closely packed in the receptacle. I have tried potting up some of these tiny seedlings, others I have left in place. This is all very new and exciting to me, but is probably ancient history to a lot of members. Self-sown seedlings of *Rhodanthe chlorocephala* ssp. *rosea*, *Schoenia filifolia* ssp. *subulifolia* and *Brachyscome iberidifolia* are looking strong, and seedlings of *R. manglesii* have wintered well — I thought they might perish in the wet cold weather. *Vittadinia muelleri* seedlings are too profuse and need thinning. I am looking forward to spring as several plants are promising to flower for the first time, and I can plant up the many gaps.
- **Joy Greig** reported her results from Ausrex seed on 15/8/04: *Olearia rudis* germinated with and without SISP, *Podotheca chrysantha* germinated with SISP, *Asteridea pulverulenta* germinated with SISP and *Angianthus cunninghamii* germinated with SISP. *Angianthus tomentosa* also germinated from seed which came from Esma with the herbarium specimens.
- **Judy Barker** confirmed that the Ausrex seed is germinating. All four species were sown on 3/8/04. Two months later there has been good germination of *O. rudis* with a sprinkle of RSSD over the seed, *Podotheca chrysantha* has 8 seedlings with no pretreatment, *Asteridea pulverulenta* has 4 seedlings with RSSD used and *Angianthus cunninghamii* with no pretreatment produced a strange little lawn. Little brown seedlings with white centres sat for at least 1 month. With warmer October weather they seem to be moving to a green stage.

There is a new product from Grow Better which may be of assistance in growing some of the daisies that are dependant on mycorrhizal associations. It is said to contain micro-organisms which can mobilise nutrients present in the soil and convert them into compounds available to plants. It is called Xfacta and it has been developed by Grow Better in conjunction with Monash University. The pamphlet claims there are many benefits, such as that it increases root growth, nutrient uptake, and soil structure, and it decreases fertiliser and water requirements, fungal attack, insect infestation and salinity. If even half the claims are proved true, it will be extremely useful. The subject will be further investigated.

(Is there a simple way to remove a new bullet and retain the same format when a new paragraph is created but the reporter has not changed? The editor would like to know the answer. Sometimes she can do it, but can't work out how it is achieved.)

\*\*\*\*\*

## MEMBERS' REPORTS

**Beth McRobert** of Jamboree Heights (Qld) wrote on 8/6/04: 'All plants are still doing well. I am also pleased to see two *Schoenia cassiniana* plants up — they too were from a packet of older seed (can't remember how old) that I found in a collection of old seed. I thought I would give them whatever chance they might have left instead of consigning them all to the bin, and of all the seed (not all daisies) I put out the two *Schoenia* have come up. I seem to have some self-sown *Rhodanthe manglesii* in the front garden too. So I am hoping that I shall have a nice little daisy display this year — but that all depends on lots of things — snails, grasshoppers, the weather, the care I can give.'

**Syl Oats** of Elizabeth East (SA) sent us some seed on 14/6/04 and a flower-head of what she and Syd thought was *Polycalymma stuartii* which her son-in-law had collected near Morgan in 11/03. She said they had quite a good germination result and that the foliage was a bit grass-like at this stage.

(Yes, the head, seed and report of the foliage look and sound right for *Polycalymma stuartii*. It has not germinated from commercial seed in the past but Maureen germinated it from freshly collected seed early this year, and we have come to the conclusion that this species needs to be sown from fresh seed. ... Judy.)

In July Syl sent seed of *Helichrysum elatum* from the Mallacoota garden of her daughter, Julie Minehan. She said she had used all she needed in April and the germination percentage was quite good but it took two or more weeks to germinate. She says, 'Our garden is looking good again. We have planted lots of daisies and *Rhodanthe chlorocephala* ssp. *rosea* has started to bloom.'

**Jeff Irons** of Heswall (England) reports on 23/6/04 that he has the following plants in bloom: *Brachyscome tadgellii*, *Brachyscome* aff. *curvicarpa*, *Calotis cuneifolia*, *Ozothamnus ericifolius* and *O. antennaria* (a few precocious flowers). He adds that '*Brachyscome* aff. *curvicarpa* is a magnet for greenfly. So far this year I haven't seen a single ladybird, consequently the greenfly multiply.'

**Margery Stutchbury** of Bundaberg (Qld) wrote on 27/6/04: 'I am excited to report that *R. chlorocephala* ssp. *splendida* WA 10/96 large heads (collected by Joy, Natalie and Peg), sown on 11/6 is germinating quite well already. So far seed (Garden JB RT) of the same species has not germinated, but may still do so. I have not been successful with this seed since Cathy's wedding in 2000. The *Brachyscome* sp. Darling Downs (Chinchilla '98, Esma's seed) are also starting to sprout. *Schoenia filifolia* ssp. *filifolia* is germinating somewhat erratically, but I suspect the ants may have something to do with it. I was a bit lazy about sowing them in punnets. *R. manglesii*, sown mid-May, germinated really well and are coming on nicely. I have sown more seed (11/6) which are just germinating now. I have also sown some older seed from our '99 and 2001 trips, hoping they may now germinate after SISP.

After carefully treating *R. oppositifolia* ssp. *ornata* with SISP + SW in May I have one seedling up. Then I noticed three small plants had self-seeded in the garden near the pot they were in last year! The *Rhodanthe chlorocephala* ssp. *rosea* sown on 25/4 are looking good, already about 12" (30cm) high and starting to send up their buds. I think the garden party this year will have to be early August instead of September. The garden parties have inspired a few friends to grow daisies and also banksias and grevilleas, and take an interest in native plants in general. I thought maybe this year we could have a prize for the best and/or prettiest hat (including the men)!

**Jenny Rejske** of Tenby Point (Vic) rang in June to tell me that *Cassinia aculeata* comes up naturally on her block and that she looks forward to them becoming a good screen.

**Jeanette Closs** of Kingston (Tas) wrote on 11/7/04: 'I think that you once mentioned that you were surprised that I had *Rhodanthe chlorocephala* ssp. *rosea* flowering around Christmas. Well, there is one plant in the

garden which still has a good display of pink flowers. I have collected the seed of the plants that are finished and will put them in about October.

In September 2001 I acquired seed of *Ixodia achillaeoides* ssp. *alata* from somewhere and raised some plants. I was delighted with these, especially as they are a really choice daisy for dried arrangements. The distinctive small clusters of white flowers if picked at their best remain lovely forever and contrast so well with other bigger paper daisies.'

**Jo Walker** of Wamboin (NSW) wrote on 18/7/04: 'Yesterday we had some rain and snow, but today is dry again — we still haven't had any decent rain and are still in drought conditions. I am feeding lots of birds, about 30 kangaroos (and my two cats), spending a lot, lot more on their food than mine! Some of the roos are the ones I reared and their daughters and grandchildren, but quite a few are wild ones taking advantage of a feed!'

**Linda Handscombe** of Pomonal (Vic) sent her subscription in July to John with a letter which he enjoyed: 'We have had more lovely rain in the last week. We had approx. 4" (108mm) in June and so far in July we have had 2.5" (63mm). I have planted out lots of other plants though — propagated by us or bought around the State. My husband has been propagating wetland plants for the wetland which has been filling fast.

You didn't teach me English Lit. at UHS many years ago, did you? Judging by this writing — you're hoping you didn't!' (John says, 'No I didn't, Linda!')

(Linda's letters have amused and delighted me for many years. She has a generously sized script to suit her nature, and her subjects have included frizzled chooks, the playing of French horns in brass bands and accounts of the wildlife making meals of her plantings. ... Judy.)

**Christina Leiblich** of Kimba (SA) wrote on 30/7/04: 'Yes, I think the *Olearia ciliata* would be better grown in pots out of your wet weather as they tend to grow in deep sand here, with about 12 inches average rain. I went out to get some seed for the SA APS Seed Bank about 2½ weeks ago, and also surveyed the area where the old *O. ciliata* seed came from. That plant had met its fate during road works, however, there are some more plants near that bend and all appear to be different in that they are low and the leaves are quite dense up their stems. One is showing buds, so I will endeavour to keep an eye on them and collect seed later.

I have some *Rhodanthe polygalifolia* plants up from the seed I sent you, but so far no luck with the *C. baxteri*.'

**Beryl Birch** of Bendigo (Vic) wrote on 2/8/04: 'Judy suffers from the delusion that I have lots of stuff to write about — but Frank and I have slowed right down and the "garden" is slow moving and pretty humdrum daisy-wise.'

**June Rogers** of Horsham (Vic) wrote on 4/8/04 to notify ADSG of her change of address and to tell us of her progress with her new garden: 'You will be pleased to know that I did the first gardening there last Saturday and planted daisies — *Rhodanthe chlorocephala* ssp. *rosea* seedlings from pots, as well as *Xerochrysum bracteatum*, cuttings and seedlings. The latter are still flowering well from last spring, so I felt cuttings from the better bushes should be worthwhile.

Another plant (or plants) that continues to make a good show is *Brachyscome melanocarpa* (you may remember that many years ago I said I didn't think it worth growing!) and also *B. dentata* (I think), both species having flowered for 9 months now.

The soil in Horsham is black clay so it will be an interesting challenge, though I expect the daisies will cope as the above species are growing in my 'new' garden (just over 12 months old). It consists of orange clay with wattle mulch and coarse sand worked in and then sand mulch.'

**Ros Cornish** sent a card of Carnarvon Gorge from Cairns on 12/8/04. Ros and John have been travelling from Canberra inland to the Daintree and back down the coast. She wrote: 'Mt Kaputar was stunning — another trip needed. Inland Queensland was very dry with nothing flowering. Carnarvon Gorge was an oasis and very enjoyable. After that we decided to head out to the coast and spent two nights at Cape Hillsborough N.P. The scenery from Townsville has been great but no flowers except for one orange *Grevillea* sp. Certainly nothing inland apart from a few wattles.'

**Barrie Hadlow** sent a card from Geraldton (WA) on 6/9/04 with an attractive photograph of what he thought was *Calotis multicaulis* on the front. He and Jenny have been travelling in northern Australia and Timor for

some months. He had rung from Broome to ask for a copy of the Everlastings book to be sent to Geraldton. He wrote: 'It's a great book and I am thrilled now to own a copy. I had browsed Ros's copy earlier. Now in 'Everlastings' country, there is much to be learnt from my Eastern State's perspective! Yesterday from near Mullewa (where all last week a "Wildflower Show" was held in the Town Hall) Jen and I drove to Coalseam Conservation Reserve. A very good season for spring flowers — and I noted (hopefully!) *Lawrencella lindleyi*, *L. davenportii*, *Brachyscome iberidifolia*, *Rhodanthe chlorocephala* ssp. *rosea*, *Hyalosperma glutinosum* and *Waitzia nitida*. A wonderful showing at this Reserve and along roadside corridors of native vegetation as we returned on the Wongoondy Road to Tarden before coming back to Mullewa. Good rain the night before was marvellous for both the 'bush' and the area's cereal crops where there was a great need.

Coming south after time spent at Tom Price and the Karijini NP, Jen and I began to note daisies north of Cue (a small historic gold town that we much enjoyed) — *Rhodanthe chlorocephala* ssp. *splendida*'s large cream flower-heads and *Cephalopterum drummondii* of a similar colour but smaller, with rounded heads — the first to get excited about. New country and new plants for us, so much to wonder at! The daisies seemed to 'take off' from about south of the 26th parallel.'

(The last two reports illustrate what contrasting climatic conditions prevail over this large land-mass, and how lucky or unlucky we can be in our travels. ... Judy.)

\*\*\*\*\*

## SHOW and TELL

**(July meeting)** To prove the value of brachyscomes the following specimens were on show: *Brachyscome formosa* (mauve form, originally from David Shiells), *B. melanocarpa*, *B. 'Maureen'*, *B. 'Metallic Blue'*, *B. formosa* x *B. angustifolia* and the pink-mauve hybrid of *B. segmentosa* we originally received from Natalie. The latter is an excellent cut flower, lasting about 2 weeks in water and remaining open at night.

**(August meeting)** Maureen brought *Rhodanthe polygalifolia*, observing that the heads were unusually small, about 2cm across. She also brought an attractive bowl of *Brachyscome procumbens* (Diamond Head form) which she had germinated from Esma's seed bank. These mauve seedlings looked very pretty and dainty, quite unlike the cerise heads on long stems of the form we know best. Maureen, suspicious of the identity, had looked up *B. procumbens* in *Australian Brachyscomes* and had found an exact description of her plants under the Diamond Head form. She observed that it was a very good book. Peg brought a superb piece of *Leucopogon ericoides* (Yes, we all know ...) from a shrub 4' 6" (1.35m) high growing on her bit of railway reserve. Max brought pots he had propagated of *Ozothamnus retusus* ssp. *retusus* from near Lake Gillies (SA), *Olearia asterotricha* from the Licola area and *Cassinia aureonitens* and shared them around.

**(September meeting)** The following specimens were displayed: *Argentipallium obtusifolium*, *Brachyscome angustifolia*, *B. formosa*, *B. parvula* (Huntley), *B. segmentosa*, *Chrysocephalum baxteri* 'Midget', *Helichrysum scorpioides*, *Olearia lirata*, *O. microphylla*, *O. phlogopappa* (blue), *O. ramulosa* (purple, which might have been *O. floribunda*), *O. teretifolia*, *Ozothamnus alpinus* (which looked suspiciously like *O. ledifolius*), *Ozothamnus scutellifolius* (which lasts at least two weeks in water and could make a good filler for floral art) and *R. anthemoides* (red-bud, branched form).

\*\*\*\*\*

## CONGRATULATIONS

- Heartiest congratulations to Alf Salkin for Monash Council's World Environment Day Award for Community Leadership. Alf (and Esma) have worked in the Valley Reserve in Mt Waverley for more than 40 years. The Reserve is a stretch of open woodland rich in plants, animals and birds. Alf and Esma collected local seed, germinated and grew it for revegetating degraded areas. They spent time weeding and generally protecting its environment during that period, aided by the Friends of the Valley Reserve which they had helped to form. Together in the 1960s they produced a booklet titled *The Valley Reserve*.
- Congratulations to Margery Stutchbury for being one of the few people to grow *Rhodanthe oppositifolia* ssp. *ornata* in the garden.
- Congratulations to Pat and John Webb who mounted a dried flower display at Fiddlers Green, a retirement village in Berwick. Flowers were provided by Maureen and Judy but the Webbs must have arranged them beautifully because one of the residents rang Maureen to tell her how lovely it looked. She claimed it had "created a stir among the residents".

# Australian Daisy Study Group

## Cultivation Record for *Olearia* species

(Where information is not known please leave blank)

	1	2	3
1	Species		
2	Subspecies or variety		
3	Seed /cutting/ plant source		
4	Seed collector		
5	Date seed /cutting/ plant collected		
6	Seed storage regime		
7	Seed pretreatment		
8	Cutting hormone used		
9	Propagation mix		
10	Propagation environment		
11	Date seed /cuttings planted		
12	No. seeds /cuttings planted		
13	Date of germination/strike		
14	Quantity seedlings/cuttings obtained		
15	Date seedlings/cuttings potted up		
16	Quantity potted up		
17	Date planted out		
18	Number planted out		
19	General garden conditions		
20	General climatic conditions		
21	Artificial watering		
22	Date of first flowering		
23	Length of flowering period		
24	Date seed collected from plant		
25	Plant height range		
26	Plant width range		
27	Flower-head diameter		
28	Flower-head colour		
29	Plant habit		
30	Problems encountered, pests etc		
31	Date plant died		
32	Reason for death of plant		
33	Name of cultivator		
34	Phone number		
35	Comments, suggestions		

Please return completed sheets to Joy Greig PO Box 258 Mallecoota Vic, 3892  
 Phone (03) 5158 0660 Email [nealrg@yahoo.com](mailto:nealrg@yahoo.com)

ASGAP AUSTRALIAN DAISY STUDY GROUP

Statement of Payments &amp; Receipts — July 1, 2003 — June 30, 2004

RECEIPTS	\$	PAYMENTS	\$
Members subscriptions	725.00	Newsletter	212.20
Seed sales	13.50	Postage	202.50
Bank interest	6.98	Subscriptions	25.00
Other	54.95	Bank Fees	58.70
		Stationary	19.95
		Seeds	102.63
		Sundries	40.00
Total receipts	800.43	Total payments	660.98
Surplus for year	139.45		
<b>SUMMARY</b>			
Cash at bank at beginning of year	2,440.76		
Surplus	139.45		
Cash at bank at end of year	2580.21		

Prepared by Treasurer, Bev Courtney, audited by John Webb.

\*\*\*\*\*

**EDITOR'S NOTE**


Barbara Buchanan invited me to speak to the APS Wangaratta Group in September but it was a bad time for me. Barbara knew that Gloria Thomlinson had borrowed my slides to give a talk to the Shepparton Group and we decided that she could do likewise. It was fortuitous that Lee was asked to do some work at Benalla in August. I was able to drop him and visit Barbara and Alan with the box of slides and the notes I had made to explain to Gloria why the slides were in a certain order. Gloria had made more notes and good suggestions and they were added to the parcel. The prize was a tour of Barbara's lovely garden, and the sight of a parkland of Australian plants, which I thought quite beautiful. The effect is of great serenity, which has probably been derived from the character of the owners.

The talk was delivered in late September and Barbara wrote next day to inform me of the result: 'Happy to report that the talk went off well last night. I was impressed when I studied the material, it is all so logically ordered. I typed up the slide descriptions in big type so that I could read them in the dim light, so I will send them back with the rest. I did realize I should perhaps have thrown in a few common names. I was asked about one and just airily said — Oh I don't think there is one — and noted much later that you have in fact put a lot in the book. We had a few new members along and the double Latins may have been off-putting. Still, the general comment was — I must grow more daisies. It was an interesting episode for me to get to grips with some taxonomy and a very easy way to give a talk. And easier for you than coming up in person. Jan (Hall) had some of the pressed specimens they had collected for the book as well as flowers themselves. I added a very general introduction to Asteraceae and to the Study Group and finished with where to go to see daisies locally.'

Barbara suggested that I might use some of her letter to encourage other members to do the same thing. She might even be amenable to supplying us with the above introduction if there is any interest in the proposal. So thank you, Barbara.

I am extremely grateful to all those members who have contributed articles for the newsletters. It makes the job very easy and enjoyable for the editor.

Merry Christmas and Good Health to you all.





**NEW MEMBERS**

ADSG warmly welcomes the following new members:

**Ian Walton**, 25 Howard St., Broadview, SA, 5083.

**Robert French**, 2/116–118 Burton St., Darlinghurst, NSW, 2010.

**Kerry Bunker**, PO Box 7323, Redland Bay, Qld., 4165.

**Briony Sinclair**, Kalgoorlie, WA,

**SEED DONORS**

ADSG is very grateful for donations of seed from the following members and friends: Carmel Byrne, Ros Cornish, Matt Hurst, Jeff Irons, Christina Leiblich, Julie Minehan, Syd and Syl Oats, James Turner (via Trish Tratt). Joy has located another source of seed from the internet, AusRex, and has purchased four new species — *Angianthus cunninghamii*, *Asteridea pulverulenta*, *Olearia rudis* and *Podotheca cunninghamii*. Joy also obtained some seed from the SA Seed Bank. Matt has sent a goodly donation of *Pycnosorus thompsonianus*.

**SEED BANK****GARDEN and COMMERCIAL Additions**

*Angianthus cunninghamii*, *tomentosus*  
*Asteridea pulverulenta*  
*Calocephalus citreus*, *lacteus*  
*Craspedia alpina*  
*Olearia calcarea*, *microdisca*, *muelleri*, *pimelioides*,  
*O. rudis*, *viscosa*  
*Pycnosorus thompsonianus*

**Deletions**

*Helichrysum elatum*  
*Leptorhynchos elongatus*  
*Podotheca*  
*Polycalymma stuartii*  
*Rhodanthe polygallifolia*

**PROVENANCE Additions**

*Argentipallium obtusifolium*,  
*Helichrysum leucopsidium*  
*Ozothamnus catadromus*, *retusus*

**Deletions**

*Helichrysum adenophorum* var. *waddelliae*, *elatum* (Qld, NSW)  
*Hyalospermum cotula* (WA)  
*Leucochrysum albicans* ssp. *albicans* var. *tricolor*, *molle*  
*Rhodanthe citrina*, *stuartiana*

\*\*\*\*\*

**SEED WANTED, PLEASE**

We would be very grateful for seed of the following species: *Ammobium alatum*, *Brachyscome parvula*, *Calotis scabiosifolia* var. *scabiosifolia* and var. *integrifolia*, *Cassinia quinquefaria*, *Ixodia achillaeoides*, *Ozothamnus diosmifolius*, *Olearia* spp. (not listed in the seed bank) and *Podolepis* sp. 1.

\*\*\*\*\*

**SUBSCRIPTIONS NOW DUE 2004/2005**

Subscriptions are \$10.00 per year for members within Australia and \$20.00 per year for overseas members. Please send subscriptions to our new treasurer, John Webb, 99 Fiddlers Green, 57 Gloucester Ave, Berwick, Victoria, 3806. Cheques should be made payable to the 'Australian Daisy Study Group'.

**SUBSCRIPTIONS WERE DUE ON JUNE 30th.**

ADSG membership is comprised of 68 individual/family members and 22 Group members. At the September Meeting 47 individual members and 14 Groups had paid their subs. **For the members who have not paid, a red cross in the box is the second and final reminder.** If members have paid in the interim please ignore the red cross.



**DEADLINE FOR MARCH NEWSLETTER — 1st FEBRUARY 2005**

## INDEX FOR AD SG NEWSLETTERS, 2004

(NL 68 includes pp. 1–18, NL 69 includes pp. 19–36 and NL 70 includes pp. 37–54. Page numbers are in bold if detailed information on a species is presented and are underlined if species are illustrated.)

**Acmella**  
*grandiflora* var. *brachyglossa* 31

**Ammobium**  
*alatum* 30  
*craspedioides* 33

**Anemocarpa**  
*saxatile* 25

**Argentipallium**  
*blandowskianum* 42, 43  
*dealbatum* 9

**Brachyscome**  
*aculeata* 7, 13, 14  
*angustifolia* 14, 31  
*basaltica* var. *gracilis* 9, 11  
*cardiocarpa* 2, 9, 29, 32  
*decipiens* 7  
*dentata* 49  
*diversifolia* 42  
*formosa* 14  
*goniocarpa* 43  
*halophila* 14  
*iberidifolia* 9, 13, 44  
*melanocarpa* 49  
*muelleri* 31  
*multifida* 8, 14, 20, 45  
*nivalis* 9  
*procumbens* 50  
*readeri* 14  
*rigidula* 7  
*scapigera* 7  
*segmentosa* 14  
*spathulata* 7, 24  
 sp. aff. *curvicarpa* 9

**Bracteantha**  
*macrantha* 40

**Calocephalus**  
*citreus* 9, 13, 33  
*platycephalus* 1

**Calomeria**  
*amaranthoides* 4–6, 28, 42

**Calotis**  
*lappulacea* 24  
*glandulosa* 24  
*scapigera* var. *integrifolia* 7, 13, 24

**Cassinia**  
*aculeata* 11, 33, 43, 48  
*leptocephala* 9, 29  
*longifolia* 7, 24  
*quinquefaria* 9, 24  
*subtropica* 29

**Celmisia**  
 sp. 7

**Chelsea Flower Show** 45

**Christmas decorations** — daisies for

**Chrysocephalum**  
*apiculatum* 3, 7, 8, 11, 12, 24  
*baxteri* 8, 13, 30, 43  
*semipapposum* 7, 8, 12, 13, 24

**Craspedia**  
*paludicola* 21–22, 30  
*variabilis* 13, 23, 33  
 sp. 7

**Cratystylis**  
*conocephala* 2, 12

**Erigeron**  
*sessilifolius* 45

**Esma Salkin Studentship** 2, 12

**Euchiton**  
 sp. 13

**Financial Report** 52

**Fire recovery** 7

**Helichrysum**  
*adenophorum* var. *waddelliae* 9  
*blandowskianum* 42  
*calvertianum* 13  
*elatum* 11, 30  
*leucopsideum* 9, 14, 30, 33  
*macranthum* 40  
*rutidolepis* 3–4, 9, 29  
*scorpioides* 3, 13

**Humea**  
*elegans* 42

**Isoetopsis**  
*graminifolia* 24

**Ixodia**  
*achillaeoides* 49

**Leptorhynchus**  
*elongatus* 9  
*nitidulus* 10, 29  
*squamatus* 7, 13, 23  
*tenuifolius* 9, 43

**Leucochrysum**  
*albicans*  
 ssp. *albicans* 13, 23, 30  
 ssp. *alpinum* 7

**Leucophta**  
*brownii* 41, 45

**Microseris**  
 sp. 2 7, 10

**Mites** 41, 45–46, 47

**Name change** 40

**Odidia**  
*achlaena* 8

**Olearia**  
*aglossa* 31, 42  
*algida* 7  
*archeri* 8  
*asterotricha* 30, 42  
*astroloba* 12, 42, 46  
*brevipedunculata* 38–39  
*ciliata* 29, 49  
*erubescens* 7  
*frostii* 19  
*iodochroa* 41  
*lanuginosa* 41  
*lepidophylla* 42  
*lirata* 11, 29  
*megalophylla* 7  
*microphylla* 24, 42  
*montana* 31, 42  
*myrsinoides* 24  
*pannosa* 29  
*phlogopappa* 8, 20, 24, 38, 39, 46  
*picridifolia* 46  
*ramulosa* 42  
*rhizomatica* 42  
*speciosa* 42  
*stellulata* 39  
*tenuifolia* 21, 24  
*teretifolia* 43  
*tomentosa* 11  
*viscosa* 43

**Olearia Project** 30–31, 51

**Ozothamnus**  
*antennaria* 15  
*catadromus* 22–23  
*diosmifolius* 24  
*diotophyllus* 37  
*hookeri* 7  
*ledifolius* 10, 25, 30  
*obcordatus* 11, 30  
*purpurascens* 40



**Ozothamnus**  
*scutellifolius* 8, 50  
*secundiflorus* 7  
*thyrsoides* 7  
*turbinatus* 8

**Podolepis**  
*hieracioides* 7  
*jaceoides* 7, 9, 13, 27, 29  
*robusta* 7  
*rugata* 29  
 sp. 1 13, 32, 33

**Painted Lady Butterfly** 41

**Podolepis**  
 sp. 1 47

**Polycalymma**  
*stuartii* 29

**Propagation**  
 from cuttings 6, 30  
 from division 4  
 from seed 6, 9, 10–11, 12, 14, 27,  
 29–30, 31, 32, 46–48

**Pterocaulon**  
*serrulatum* 26  
*sphacelatum* 10, 26, 29

**Pycnosorus**  
*chrysanthes* 30, 32  
*globosus* 30, 41

**Rhodanthe**  
*anthemoides* 7, 8, 12  
*chlorocephala*  
 ssp. *rosea* 13, 44, 48, 49  
 ssp. *splendida*  
*collina* 14  
*corymbiflora* 43  
*floribunda* 25, 27, 43  
*humboldtiana* 32  
*manglesii* 9, 32, 44  
*oppositifolia* 48, 50  
*polygalifolia* 12, 49

**Seed propagation mix** 10

**Seed storage** 47

**Senecio**  
*odoratus* 42  
 sp. 13

**Simpson Desert Trip** 25, 28

**Solenogyne**  
*gunnii* 23

**Summer flowering daisies** 8–9

**Tranen Revegetation System** 44

**Triptilodiscus**  
*australis* 23

**Vittadinia**  
*muelleri* 9

**Waitzia**  
*acuminata* 27

**Xerochrysum**  
*bicolor* 29  
*bracteatum* 8, 9, 12, 13, 14, 46, 49  
 Ardlethan form 14, 32, 44  
*palustre* 9, 13  
*papillosum* 9, 33  
*subundulatum* 7, 8  
*viscosum* 8, 12, 13, 24

**Xfacta** 48