


# Association of Societies for Growing Australian Plants



Ref No. ISSN 0725-8755

October 2003

Newsletter No. 66

## GSG Victoria Chapter

**Leader:** Neil Marriott  
Phone: (03) 5356 2404  
Email: neilm@netconnect.com.au

**Convener:** Max McDowall  
Phone: (03) 9850 3411  
Email: maxamcd@melbpc.org.au

## VIC Programme 2003

**Melbourne Cup Weekend  
Friday October 31 - Tuesday November 4**

Combined Field Trip to South East NSW.  
(see NSW chapter)

This newsletter was produced with the assistance  
of the Queensland Region.

## GSG Queensland Chapter

Meetings for 2003. Morning Tea 9.30 am.  
Meetings commence at 10 am.  
For more information, contact Merv. Hodge  
on (07) 5546 3322

## QLD Programme 2003

**Sunday October 26**

**VENUE:** Home of Denis Cox & Jan Glazebrook,  
87 Daintree Drive, Logan Village 4207  
Phone: (07) 5546 8590

**SUBJECT:** Grevilleas P to R inclusive.

**Sunday November 30**

**VENUE:** Home of Norm & Win McCarthy,  
21 Lindberg Street., Toowoomba 4350  
Phone: (07) 4634 2894

**SUBJECT:** Grevilleas S to Z inclusive.

**Sunday February 29 2004**

**VENUE:** Home of Bernard & Rona Wilson,  
120 Avalon Road, Sheldon 4257  
Phone: (07) 3206 3399

**SUBJECT:** To be decided.

## NSW Programme 2003

**Melbourne Cup Weekend  
Friday October 31 - Tuesday November 4**

**CONTACT:** Bruce Wallace  
Phone: 0401 365 826  
Email: [bwallac4@bigpond.net.au](mailto:bwallac4@bigpond.net.au)

**MEETING PLACE:** 10.00am at McDonalds, Sth Nowra

Field trip south to view *G. linearifolia* (Dolphin Point, Ulladulla & Bendalong-Manyana), *G. arenaria* and *G. scabrifolia* (near Nowra), *G. buxifolia* (Pigeon House), *G. epicroca*, *G. victoriae* ssp. *nivalis* (Brown Mountain), *G. johnsonii* and many other exciting localities and plant populations.  
See page 2 for more details

**Saturday 21 February**

**TIME:** 9.30am

**VENUE:** Home of Brian and Carol Roach, 47  
Eucalyptus Drive, Westleigh 4284 9216

Brian will give a short talk on some of his locally developed Tips and Tricks in the garden and nursery. He has recently revamped his garden and planted plenty of grevilleas. This garden was recently visited by the Friends of the Botanic Gardens. Some plants for sale as well. There may be another local garden to visit as well.

**Wednesday 17 March**

**TIME:** 9.30am

**VENUE:** Grevillea Park, Bulli

**SUBJECT:** Keying Grevilleas

**SPEAKER:** Peter Olde

Using some of the plants in the park, we will continue developing our identification skills.

Preparations for the Autumn Plant Sale.

**April 17 - 18**

Autumn Plant Sale

## Inside this issue:

- Grevilleas of South East Queensland
- Protecting *Grevillea masonii*
- Two New Species
- A new garden in Toowoomba

and more....

### Progress Report on planning for the G.S.G. Field Trip to the South Coast.

The trip will be going over 4 days maybe 5 from Friday 31st October to Monday 3rd or Tuesday 4th November. Having a 4WD is an advantage but not essential. We will be camping or staying in towns in motels or caravan parks. Some people will be camping where as others will prefer to stay in motels etc., this is OK but we will have to meet somewhere convenient to the trip each morning, so be prepared for early starts. You can leave and join the trip whenever you like.

The trip starts at McDonalds carpark South Nowra at 10am which is on the Princes Highway.

The first day we should be seeing *Grevilleas linearifolia*, *scabrifolia*, *arenaria*, *buxifolia*, and *macleayana*. In areas around Nowra and Ulladulla and between these towns.

The second day we will be heading further south for *Grevilleas arenaria*, *rhyolitica*, *epicroca* and maybe *victoriae*. We will be in the areas of Larry's Mountain, Araluen Road onto Moruya and Deua National Park and maybe Big Badja.

The third and fourth days we will be seeing *Grevilleas irrasa*, *johnsonii*, *parvula* and *victoriae*. in the Brogo, Cobargo and Bega areas. We will be led by Jackie Miles on these 2 days. If time permits we will be going onto the Snowy Mountains and maybe Victoria.

As has been the case on most of our previous field trips the trip is very "fluid" in nature and often changes are made daily to the itinerary and things are added or deleted as we go depending on circumstances. The planning of the trip has not been finalised as yet and we will be having a trip meeting about one week before the trip starts to finalise things.

Hope to see a good number on the field trip. You can contact me on 0401 365 826.

#### Vale: Pam Shiells

The members of the Grevillea Study Group wish to pass their condolences to David at the sudden passing of his wife Pam at work on Friday Oct 5. Many members from NSW will have renewed their acquaintance with Pam at the Autumn Plant Sale where her gentle, quiet nature was much in evidence. Pam shared a deep love of the Australian flora with David and her unexpected and untimely death has shocked all who knew her.

**Bob O'Neill** from Katandra Gardens, Wandin Vic. Reports that last year they had 799mm of rain instead of the average 950mm per year. The most difficult part was an extended dry summer which hit his plants somewhat but mainly older plants. Of the 1,500 plants put out over the past 18 months only a few had died of dry conditions.

In August Bob had 110mm of good rain that fell steadily in extended rain periods or showers. At the end there was quite a bit of run off for the dams, the best for a couple of years. Probably the drier conditions actually suited many plants originating from drier locations.

**Ron Ellis** from Mt Waverley ,Vic. is involved with scouting. He is the environment officer for Clifford Park, a Scout Activity Centre at Wonga Park, where they are planning on planting over 10,000 plants. So far 3,000 have been planted in 5 years. Ron has Scouts and Venturers come up to the park to plant out and they also take seed home and the plants are eventually brought back to the park for planting when they are 30cm high. Ron recently bought Peter and Neil's Grevillea Books and they have been a great help.

## Grevilleas of Southeast Queensland

The beautiful grevilleas of Western Australia, the small colourful grevilleas of Victoria and the sandstone Grevilleas of New South Wales are well known and often written about, but Queensland can boast the biggest and showiest Grevilleas of them all.

This is an article about the Grevilleas of S. E. Queensland. Let's start with the biggest - *Grevillea robusta*. It can grow to 40 m on the rich volcanic soils on the slopes of the mountains in the Border Ranges and along creek lines. The common name "Silky Oak" refers to the quality of the figured grain of the timber, once very popular for furniture. Although *G. robusta* will grow in many soils all over Australia, its natural distribution is restricted to an area between Bundaberg and Coffs Harbour and west to the Bunya Mountains. *G. robusta* must be one of the world's most beautiful trees. When in full bloom, the golden canopy can be seen for some distance. The trees are semi-deciduous when in flower which makes the display more spectacular. This easily grown tree is only suitable for large gardens and parks. Other Grevillea trees in the southeast area are *Grevillea hilliana* and *Grevillea helmsiae*, both rainforest species to 10 m with cream flowers.

*Grevillea banksii* is normally a large shrub or small tree, although prostrate and decumbent forms are found in the wild. Flower colour varies from bright red to pink and creamy-white. The variety *forsteri* is one of the best shrubs for well-drained gardens in S.E. Queensland. Long lived and flowering continuously, it is a favourite of nectar seeking birds and insects. *G. banksii* is one parent of many hardy hybrids used in gardens such as *G. "Honey Gem"*, *G. "Misty Pink"*, *G. "Robyn Gordon"*, *G. "Superb"*, *G. "Peaches and Cream"* and *G. "Sylvia"*.

A similar shrub, restricted to the Boondooma to Biggenden area is *Grevillea whiteana*. It grows to 5 m and has large terminal brushes of cream flowers. This hardy, long-lived shrub is parent to the popular hybrids *G. "Moonlight"*, *G. "Majestic"* and *G. "Pink Surprise"*.

*Grevillea hodgei*, from the Glasshouse Mountains, was once included in the *G. whiteana* group and differs in having smaller flower heads and rusty hairs on the buds. *G. hodgei* is a long-lasting cut flower and an attractive garden shrub.

*Grevillea floribunda* subsp. *tenella* is a variable shrub, widespread in inland areas of S. E. Queensland. Some forms worthy of cultivation include:

The Crows Nest form. This is a bushy shrub to 2 m with greyish foliage. The flower colour varies from green to yellow, orange and red. Some are more attractive than others.

The Durong form is a low compact shrub to 50 cm. Flower colour is again variable, but most have more yellow than the previous form. This form has not proven as easy to grow.

*Grevillea juniperina* subsp. *allojohnsonii* is found around Stanthorpe in S.E. Queensland. I have not seen it in the wild, as it is not common. All forms do well in Brisbane gardens and make a low tangly shrub to 2 m across - a great kid and dog barrier with its prickly leaves.

*Grevillea quadricauda* is an erect shrub to 2 m in the Helidon Hills area. The green and red flowers are hidden amongst the foliage. You need sandy soil to grow this plant and I have found it short lived in cultivation.

*Grevillea singuliflora*, also found at Helidon Hills, is a sprawling shrub to 1 m with attractive, blue-green heart-shaped leaves. The green flowers are barely noticeable. This species has performed well on our sandy soil, regenerating from seed.

*Grevillea linsmithii* is a shrub to 3 m tall from some peaks in the Boonah area. The new growth is a pink colour. Groups of small green and red flowers are hidden by the foliage. It makes an attractive garden plant, but is not long lived.

*Grevillea humilis* subsp. *lucens* is an erect small shrub from the Glasshouse Mountains. It has pink flowers and has not yet been tried in cultivation. It grows near *Grevillea leiophylla*, but does not appear to intergrade with this species.

*G. leiophylla* is a lightly suckering, weak-stemmed plant from the Glasshouse Mountains and Sunshine Coast area in dry Wallum. It has been grown to a limited extent in gardens. *Grevillea reptans* from the Wide Bay area is very similar to *G. leiophylla* and has not been seen in cultivation.

continued

*Grevillea viridiflava* just makes it into Queensland in the Girraween area where it is relatively common in the moist heath areas. This is a small shrub to 1 m and suckers lightly. The flowers are a greenish white colour. It is not grown to any extent.

*Grevillea scortechinii* is a sprawling shrub with toothed holly-shaped leaves, found in a small area near Stanthorpe. The purple-black styles are attractive. We have found this species difficult to keep looking good in cultivation.

These are the Grevilleas of Southeast Queensland and as you can see, there is a Grevillea to suit all gardens.



*G. banksii.*  
The Grevillea Book, Vol. 2 (P. Olde)

Christine Guthrie, Oatley, NSW

### Recovery Plans for Tumut Grevillea and Wee Jasper Grevillea

From 'Saving Our Threatened Native Animals and Plants - Recovery and Threat Abatement in Action, 2003 Update' by NPWS

Weeds compete with native plants for resources such as light and nutrients. They can aggressively invade areas, displacing plants and animals, and they pose a major threat to native species. The control of weeds is often an important action to assist the recovery of a threatened species. Two species of grevillea known from isolated patches in the South West Slopes have increased in number in response to the control of aggressive weeds such as blackberry, sweet briar and willow.

Recovery plans for the threatened species, Tumut Grevillea (*Grevillea wilkinsonii*) and Wee Jasper Grevillea (*G. iaspicula*), commenced in 1993. The main recovery actions are the control of woody weeds, and putting up fencing to protect plants from browsing by domestic stock and feral goats.

*G. wilkinsonii* occurs in small, scattered populations along a four kilometre stretch of the Goobarragandra River east of Tumut, where it grows on five private properties, as well as on a Travelling Stock Reserve and also Crown land administered by the department of Infrastructure, Planning and Natural Resources.

Enrichment planting of *G. wilkinsonii*, involving the planting of small cuttings propagated from local plants, has significantly boosted the

population within the plots. The landholders on whose property the majority of these plots are located have been very enthusiastic about the project and more plantings are planned for autumn 2003.

*G. iaspicula*, known from seven small sites on limestone outcrops between Wee Jasper and Lake Burrinjuck, responded well to blackberry control and fencing to exclude domestic stock. Disappointingly, the January 2003 bushfires and a poorly controlled hazard reduction burn in 2001 have decimated populations on three sites. A fourth site was largely destroyed by feral goats and on a few occasions the goats have subsequently breached an enclosure fence erected to protect this population.

Weeds, mainly blackberry and sweet briar, smother the grevillea's habitat and prevent seedlings from establishing, so intensive weed control is conducted within the fenced populations. This includes poisoning by spraying or 'cutting and dabbing', and physical removal of the weeds. It has been discovered that the grevillea is very sensitive to the use of herbicides in its vicinity, and in the future many of the weeds will have to be laboriously grubbed out by hand.

Undeterred, and buoyed by their initial success, the recovery team is propagating more cuttings for further enrichment plantings, developing an irrigation system to water young plants during the drought, and fencing an area of potential habitat.

### Protecting *Grevillea masonii*

In May I met Kathy Rich from NPWS Coffs Harbour who has been commissioned to revise the recovery plan of *Grevillea masonii*. *G. masonii* is a threatened species under the Threatened Species Conservation Act, 1995. We met at the Dilkoon and Gurranang Bush Fire Brigade Station, approximately 24 km north of Grafton on the Summerland Way where there are 25 plants growing between the fire shed and the highway.

These plants are being well looked after by way of marker posts and mowing carefully around known plants. Further it would appear that as most members of the fire brigade are volunteers, and therefore property owners, that they would in turn know what the plants look like and therefore keep 'an eye for them' on their own properties. Keith Delaforce has advised me that, to his knowledge, approximately 1,000 plants are known to exist on five neighbouring properties, but many are reluctant to advise NPWS. I wonder why?

We then moved to Keith Delaforce's property only 1.5 km north of the fire station. An inspection of his property reveals that the plants that were marked by stakes 10 years ago are in a healthy, stagnant growth phase. Approximately 25 plants within a 50m radius that have been slashed are all producing healthy, young shoots. In my opinion these plants could easily be harvested to produce sufficient cuttings to propagate over 1,000 plants.

We then travelled to the original type specimen, ie 7.4 km from Summerland Way. This plant is still alive and well, however not vigorous. It is one of 10 plants protected by bollards. Eight years ago there were over 24 plants in the western set of bollards. The five plants in the eastern section of bollards are all dead. Plants growing on the neighbouring property that are eaten by stock have vigorous growth. I was an instigator of having these bollards erected, but in hindsight I feel that the plants may all still be alive and vigorous if they had been occasionally 'mowed'.

Further east towards Lawrence, the five plants that NPWS marked with white markers and red and white streamers are all okay. Still further east the six remaining plants from the original eight all have vigorous growth, seven have recently been mowed by Maclean Shire, and the other plant under the fence line is the healthiest plant that I have yet seen. It appears to be regularly eaten by stock and/or native fauna.

On a visit the previous week, Calder and I looked at one other location. This had nine plants, one has died in the last two years. All others are healthy, but again in a stagnant state, whereas any that have been mowed are vigorous since the recent rains.

Re the two plants near the entrance to Kalangadoo Station, on the Tullymorgan Road - one plant is healthy, the other appears virtually dead but has sent out one new shoot in a desperate attempt to survive. Due to the recent heavy rains we were unable to look at the locations north of Whiporie.



*G. masonii*, *The Grevillea Book*  
Vol. 3 (P. Olde)

New Species in Flora of Australia  
Vol 17a

Number 1.

In the period between 1998 and May 2000, there were no descriptions of new *Grevillea* species or subspecies formally published. With publication of Volume 17a Proteaceae 2, *Grevillea*, Flora of Australia, eighteen new *Grevillea* species were described. In addition, two other species were reinstated at specific rank from synonymy and one raised from subspecific rank to species. New treatments of some other taxa have also resulted in a number of new subspecies being recognised. In this series of articles it is proposed to bring members up to date on the new taxa.

New species are *G. acropogon*, *G. cheilocarpa*, *G. cravenii*, *G. dunlopii*, *G. epicroca*, *G. gariwerdensis*, *G. humilis*, *G. imberbis*, *G. irrasa*, *G. maherae*, *G. metamorpha*, *G. microstyla*, *G. monslacana*, *G. parvula*, *G. reptans*, *G. virgata*, *G. viridiflava*, *G. wiradjuri*.

*Grevillea divaricata* and *G. stenogyne* have been restored from synonymy.

New subspecies, which will be discussed in detail in the articles to follow, have been recognised in *G. brevifolia*, *G. commutata*, *G. decora*, *G. diffusa*, *G. halmaturina*, *G. hookeriana*, *G. humilis*, *G. irrasa*, *G. juniperina*, *G. lavandulacea*, *G. manglesioides*, *G. miqueliana*, *G. nematophylla*, *G. neurophylla*, *G. parviflora*, *G. petrophiloides*, *G. plurijuga*, *G. pyramidalis*, *G. synapheae*, *G. tripartita*, *G. victoriae*, *G. wickhamii*.

None of the four species treated in this article were included in the *Grevillea* Book.

**1. *Grevillea acropogon* Makinson Fl. Aust. 17a: 496 (2000)**

Type. Western Australia: c. 6 km NNE of Lake Unicup, 7 July 1996, E.Middleton ARA 5755; holo PERTH.

Decumbent to bushy shrub 0.2-0.6(-1)m high 1-2m wide high. Branchlets softly angular to subterete, loosely and sparsely tomentose. Leaves 1.5-2.5 cm long, loosely subtomentose

to subsericeous when young, ultimately glabrous or almost so, subsecund, divaricately bipinnatisect; primary lobes 5-7, 1-1.5 cm long, 0.8-1.1 mm wide, linear, stiff, pungent; margins angularly refracted and enclosing the undersurface over most of its length. Conflorescences decurved, secund, pedunculate, simple, acropetal, 14-20-flowered; rachis 12-17 mm long, sparsely pubescent to almost glabrous; floral bracts 0.6 mm long, 0.4 mm wide, ovate, sericeous outside, very early caducous. Flowers bright red. Pedicels 3-4 mm long, glabrous; torus 1 mm across, oblique at c. 45 degrees; nectary conspicuous, unguiform with broad, entire margins. Perianth 6 mm long 1.5 mm wide, zygomorphic, glabrous outside except scattered appressed hairs on the limb, the tepals prominently keeled, bearded inside in the upper half just below the curve, separating to the base on the dorsal suture, coherent on the ventral suture. Pistil 20-25 mm long glabrous; stipe 3.2 mm long, flattened, slightly concave; ovary subtriangular with base truncate, prominently ridged; style strongly looped beyond the perianth before anthesis; pollen-presenter 1.5 mm long, 1 mm wide, very oblique to lateral, broadly convex. Fruits 12-14 mm long, 6 mm wide, erect, with a prominent basal ridge and ventral heel, and sometimes a subapical knob; style shortly persistent, fragile. Pericarp smooth to faintly rugose, somewhat shiny, c. 0.5 mm thick along the ventral suture. Seed with a subapical swelling and short apical wing, pubescent, with a waxy margin along one side.

*Grevillea acropogon* is known from only one population of c. 100 plants which grow west of Frankland in shallow yellow sand over ironstone in open proteaceous mallee heath with *Hakea*, and *Dryandra* species. The occurrence of this beautiful bright red-flowered species in such low numbers renders its conservation priority very high. Most of the area of its natural occurrence has been cleared for pine plantation or cattle grazing, although the precise area of its occurrence remains as natural vegetation. The area receives a high natural rainfall and the topography is low,

continued

swampy marshland that frequently has surface water running over it. The species is related to *G. ripicola* and *G. humifusa*, *G. delta* (Group 14 sensu Olde and Marriott). *G. ripicola* has narrow-elliptic leaf lobes with the undersurface glabrous. *G. humifusa* has a prostrate habit with elongate branchlets, markedly hispid branchlets and leaves bearing hairs with ramets up to 3mm long. *G. delta* is uniquely distinguished by its hairy pedicels.

*Grevillea acropogon* is a beautiful species, ideal for cultivation in a high rainfall Mediterranean climate. It is a low shrub, ideal for small gardens or rockeries and flowers for many months of the year.

Etymology: Gk *acros* - summit, *pogon* - bearded, in reference to hairs near the apices of the tepals.

## 2. *Grevillea cheilocarpa* Makinson, Fl. Aust. 17a: 505 (2000)

Type Western Australia: Dragon Rock Nature Reserve 36128, 75 km east of Kulin on roadside, J.M. Brown 089, 7 Sep 1984,; holo PERTH.

A silvery-grey shrub 1-3 m high, bushy at base with emergent floral branches. Branchlets tomentose-villous, rounded. Leaves (1.0-)1.2-3.2 cm long, 7-13 mm wide, dorsiventral, simple, shortly petiolate, ascending, obovate to subspathulate; margin entire, slightly thickened, flat to slightly recurved, undulate; surfaces similar, grey, sometimes with blackish minute laminal pits, densely sericeous with translucent, sparkling, glass-like biramous hairs, the ramets straight, appressed; apex apiculate with short blunt mucro; venation obscure or with obscure longitudinal wrinkling. Conflorescences terminal, shortly pedunculate, erect, simple or 2-to 3-branched from the base; unit conflorescences 2-4 cm long, shortly cylindrical, basipetal; peduncles white-villous; floral rachises white-villous; floral bracts 4.5-7.5 mm long, 0.3-0.5 mm wide, linear, villous. Flowers yellowish-white with purple-black tones, acroscopic; pedicels c. 1 mm long, white-villous; torus 0.5 mm across, straight; nectary minutely linguiform; perianth zygomorphic, loosely open-villous outside, glabrous inside; pistil 6.5-8 mm long; stipe 0.7-1 mm long glabrous, sometimes sparsely villous on dorsal side;

ovary loosely villous; style glabrous, sigmoid; pollen-presenter erect, conical with broad basal rim. Follicle 10-12 mm long, compressed ellipsoidal with a lip-like flange along ventral edge of each valve, loosely hairy when young, viscid.

*Grevillea cheilocarpa* is known from two locations, the second between Hyden and Lake Varley. At neither locality is the species common. It occurs as an emergent in low heath in white sand over laterite. The area proliferates in numerous proteaceae especially *Dryandra* species and there is a very strong ironstone presence. There are no other *Grevillea* species at either locality. It is clearly a pioneer species with its greatest abundance in areas of road verge that have been recently disturbed. It regenerates from seed. Although there are low numbers of this species it may be less endangered than thought and its absence temporary, due to a short-lived life cycle and natural succession of other species gaining ascendancy after fire.

*G. cheilocarpa* is a member of Group 3 sensu Olde & Marriott and closely related to but geographically disjunct from *G. polybotrya*. *G. polybotrya* differs in having few hairs on leaves, pistil glabrous, a sparse to dense appressed indumentum or glabrous elsewhere on the branchlets, pedicels, floral rachis, perianth. The horticultural potential of *G. cheilocarpa* is relatively high but assessment of its performance in cultivation has not been made. It is found in a Mediterranean climate with relatively low rainfall in well-drained gravelly sand.

Etymology: Gk *cheilos* - lip; *carpos* - fruit; in reference to the pronounced lip-like flange along the ventral margin of each pericarp.

continued

**3. *Grevillea cravenii* Makinson & M.D. Barrett, Fl. Aust. 17a: 494 (2000).**

Type Western Australia: c. 10 km east of Purulba massif, Prince Regent River Nature Reserve. M.D. Barrett 706, 2 Feb 1999 Holo: PERTH; Iso CANB, DNA, K, KPBG, MEL.

Low, lignotuberous and sometimes root-suckering, multi-stemmed shrub 0.3-0.5 m high. Leaves (3-)5-9(-10) cm long, (0.8-) 2-.2.5(-4) cm wide, mostly oblong-elliptic with margins flat to shortly recurved, shallow-toothed principally in the apical half, rarely entire, the upper and lower surfaces similar, tomentose with wavy hairs. Conflorescence erect to slightly decurved, loosely secund; floral rachis 9-25 mm long. Flowers acroscopic. Flower colour : perianth purplish-red to deep maroon; style crimson. Nectary strongly tridentate. Perianth subvillous with mixed biramous and glandular hairs, the limb gingery; pistil 33-40 mm long; stipe 1-1.5 mm long; style sparsely hairy in basal half with mixed biramous and glandular indumentum. Fruits (immature only seen) villous.

*G. cravenii* grows in the Kimberley region of Western Australia in grassy Euc. miniata woodland in sandy loam near sandstone ridges. It is known only from the type locality where it occurs in reasonable abundance.

This species belongs in Group 35 sensu Olde & Marriott and appears most closely related to the 'aquifolium' species which otherwise occur in south-eastern Australia. These differ in having dissimilar leaf surfaces and mostly lacking glandular hairs on floral parts. It is most closely related to *G. maherae*, discussed below, which occurs in the same area but which differs in having more deeply dissected leaves, more strongly secund conflorescences, shorter pistils and slightly different nectary architecture. A detailed comparison of the fruit indumentum characteristics with those of *G. maherae* is also provided but since only immature fruits of *G. cravenii* have been seen, these character states may not be validly comparable.

The separation of *G. cravenii* from *G. maherae* is possibly unsustainable and the two taxa may be conspecific. The taxonomy is based on very little fertile material but the authors, who have actually seen the wild material in the field, clearly believe them to be sufficiently different although some "adjustment of diagnostic features" may be necessary (Fl. Aust. 17A:88). Difficulty of access to fertile material is a major problem in the taxonomy of species from remote areas and only time will permit this problem to be addressed.

Etymology: Named in honour of Lyndley (Lyn) Alan Craven (1945- ) of the Australian National Herbarium, who first collected this species.

**4. *Grevillea maherae* Makinson , Fl. Aust. 17a: 493 (2000)**

Type Western Australia: c. 10 km west of new Mount Elizabeth Homestead, M.D. Barrett 340, 13 Mar 1998. Holo: PERTH.

Low, lignotuberous and sometimes root-suckering, multi-stemmed shrub 0.3-0.5 m high. Leaves 4-6.5 cm long, (1.2-) 2-3.4 cm wide, mostly rhomboid with margins shortly recurved, toothed, principally in the apical half, the upper and lower surfaces similar, tomentose with wavy hairs. Conflorescence erect to slightly decurved, secund; floral rachis 10-20(-35) mm long. Flowers acroscopic. Flower colour : perianth pinkish-red to maroon with gingery limb; style red. Nectary shallow-tridentate. Perianth tomentose with mixed biramous and glandular hairs, the limb subvillous, gingery; pistil 29-30 mm long; stipe 0.8-1 mm long; style sparsely hairy in basal half with mixed biramous and glandular indumentum. Fruits 11-13 mm long, tomentose.

*G. maherae* is known only from the type locality on Mt Elizabeth Station where it grows in a habitat similar to *G. cravenii* but in deeper colluvial soils below the sandstone ridges. Although no description is given, the seeds have been described as 'plump' and somewhat reminiscent of those of *G. nana* (Fl. Aust. 17A:89).

Etymology: Named to recognise Robyn Maher of Derby who first discovered this species with the assistance of her son Joshua.



## Open Garden

If the newsletter is late it is probably caused by me. We put everything on hold (including our nursery) because we had open garden here in early September. Then we had much catching up to do.

We had over 1,000 visitors and displayed about 700 varieties (species and hybrids) and apart from a few New Caledonian grevilleas and a handful of proteas all other plants were natives. In all there are well over 2,000 plants. Flannel Flowers are probably the most numerous but grevilleas are well represented and include species from all states and Northern Territory, excluding Tasmania. We placed a number near representatives of all plants and sold a complete (almost) list of plants corresponding to the numbers.

This was the fifth open garden we have taken part in and we have used the above system each time. Visitors have a list to take away and worry their nursery and I am saved the problem

of running from one end of the garden to the other to identify plants. We sell plants produced on our nursery but this does not stop visitors from going to a large native nursery about 20 minute's drive from here. At each of our open gardens we have experienced much larger than normal business.

We promote the garden as a "water wise" garden because it relies mainly on rain. The grevilleas flower well at that time and attract birds so the crowd respond to them. Unfortunately they want some of the hybrids that we haven't let loose yet. Our attendance over the five years has averaged more than a thousand per year and this compares well with many of the exotic gardens in the scheme.

I am satisfied that natives (particularly grevilleas) are still popular so do not let the pessimists tell you that they are losing their appeal.

## Mistaken Identity

Sometimes Grevilleas appear in nurseries with the wrong label, often a mistake by the person applying the label in the wholesale nursery. However the most frustrating errors are those which are produced in large numbers and then a label is made which shows a plant with the wrong name.

Most readers are familiar with *Grevillea stenomera* a grey foliated plant from Western Australia. There are, however, incorrect labels with that name for two plants which are probably *G. pinaster* hybrids (one semi-prostrate). It is impossible to get these labels out of the system.

Another mistake which has shown up is a label which is named *G. 'Poorinda Anticipation'* but the photograph is *G. towera*. I have alerted two wholesale tubestock suppliers but unfortunately their customers still buy the labels from label suppliers because that is the name they know the plant by.


It did cause me some problems earlier because of the insistence of southern friends that *G. 'Poorinda Anticipation'* was the best rootstock for some species. In fact I have found that *G. towera* is also very good. There is a correct label for *G. towera* that looks very similar to the *G. 'Poorinda Anticipation'* label.

Note the photocopy of various leaves. It is obvious that *G. towera* and *G. 'Poorinda Anticipation'* are nothing alike so one wonders how the mistake was made. *G. towera* and *G. 'Bronze Rambler'* leaves are very similar. *G. towera* could be described as looking like an upright *G. 'Bronze Rambler'*.

By the way the leaf named *G. barklyana* hybrid is sold as *G. barklyana*. This is wrong of course. Can anyone tell me the parents of this plant and if it has a cultivar name? It is a large vigorous plant and has red toothbrush flowers.

I hope that all of the above has not added to the confusion.

continued



*Grevillea*  
'Poorinda Anticipation'



*Grevillea*  
'Poorinda Regina'



*Grevillea barklyana*  
Hybrid



*Grevillea* 'Bronze Rambler'



*Grevillea towera*

10mm



Scale: 6mm = 10mm

## A New Garden of Grevillea in Toowoomba, SE Qld.

The 28 Grevilleas described in this article have been established in less than 2 years in a garden of introduced lantana soil with raised beds for good drainage. Rock retaining walls were utilised to prevent soil loss. All garden beds are mulched with lucerne and sugar cane waste. All plants grow and flower well aided by good rainfall and a pH of 6. The lantana soil is eminently suitable as it retains sufficient residual moisture with a high worm population.

### **G. 'Bon Accord'.**

A hybrid of *Grevillea johnsonii* and *G. wilsonii* with needle foliage, 2m x 4m, and bright red flowers in spring.

### **G. 'Billy Bonker'.**

A hybrid of *G. nana* ssp. *abbreviata* and *G. 'Sid Cadwell'*? It is 1m x 2m, with ever-flowering pink brushes and a spreading habit.

### **G. baueri**

This is a mounding prostrate plant 1m x 2m with oblong-elliptical leaves 20mm long. Flowers are red and cream in terminal umbels in winter and spring.

### **G. beadleana.**

Most attractive soft pinnately lobed foliage with fresh new growth. It is fast growing and of dense habit, 2.5m x 2.5m. The dark red terminal toothbrush-like flowering racemes are not abundant but occur in winter and spring. This plant occurs in elevated areas of New England and is a rare but most adaptable shrub.

### **G. 'Bonfire'.**

The same parents as *G. 'Bon Accord'* 2m x 4m and similar to same. Bright red flowers in spring are a great attraction.

### **G. 'Cooroora Cascade'.**

This seedling of *G. 'Golden Lyre'*, 50cm x 2-3m, has dense light green foliage. Bright gold brushes 10 to 20cm long occur in summer and autumn. (*G. 'Golden Lyre'* is a seedling of *G. formosa*.)

### **G. depauperata (formerly G. brownii).**

An outstanding spreading prostrate plant with dense foliage smothered in multitudes of bright orange/red flowers. The leaves are small, green and elliptical.

### **G. 'Ember Glow'.**

A dense growing plant 1m x 2m with dainty multiple orange flowers. It is fast growing, has small leaves and is ever-flowering.

### **G 'Flamingo'.**

A F2 Geisha hybrid. It is fast growing to 3m x 2m with large magnificent deep pink brushes in quantity for most of the year.

### **G. 'Honeyeater Heaven'.**

A pleasing shrub with small grey/green foliage with red and cream flowers, reminiscent of *G. lanigera*. A reliable long flowering plant 1m x 1m.

### **G. lanigera Mt Tamboritha form.**

A good dense, small foliated groundcover with red and cream flowers long term. It can spread extensively if desired.

### **G. leiophylla.**

A sprawling fine foliated ground cover from coastal areas. Flowers are pink to lilac or white and fragrant, leaves are linear, profuse 2mm x 30mm.

### **G. 'Lollypop'.**

A grafted plant with fine dense foliage, 1.5m x 1.5m. It is very floriferous with the short raspberry red brushes appearing most of the year.

### **G. 'Lime Spider'.**

It has fine variegated foliage providing good contrast to other plants and has long flowering gold branches. It is a sport of *G. 'Honey Gem'*.

### **G. 'Orange Marmalade'.**

This is a hybrid of *G. venusta* and *G. glossadenia*, having the entire foliage of the latter. Flowers are orange with burgundy styles in similar arrangement to *G. venusta*. Like the parents, it is long flowering. A most desirable hybrid that is fast growing and long flowering, 3m x 5m.

### **G. 'Peaches and Cream'.**

A fast growing interesting shrub with bright green, much divided, evergreen foliage. Its ultimate dimensions are 1.2m high x 1.5m spread. Apparently ever-flowering, it produces brush-like flowers opening cream and darkening to peach colour. A great addition which is so aptly named - highly recommended.

continued

**G. 'Pink Midget'.**

It was a spontaneous seedling that arose in the garden of Merv Hodge. One parent is almost certainly *G. leiophylla*, a small species occurring in moist areas of Queensland's coastal Wallum sands. The most likely other parent was a nearby *G. humilis* ssp. *maritima*. It can grow to 0.5m high x 1m wide. It is frost tolerant and carries small pink flowers (similar to *G. sericea*) throughout the year. It responds well to severe pruning. It copes with dry conditions but does best with occasional watering in dry weather. This plant has PBR.

**G. rhyolitica.**

A comparatively new introduction with orange/red pendulous flowers. This plant growing to 1m x 1m is ever flowering and has proved to last 10 days in a vase. Foliage is compact and mid green. Leaves are entire and elliptical and may measure 6cm x 2.5cm. A Heavy flowerer and most acceptable.

**G. repens.**

A fast growing dense ground cover with a 3m spread. Leaves are ovate and 50mm long with prickly margins and pink new growth. Terminal racemes of toothbrush flowers in spring and summer are maroon through t red or pink.

**G. rosmarinifolia.**

This may be the original Cox's River form discovered 1822. It has dense, terete, soft, grey/green foliage with arching branches 1.5m x 1.5m. The terminal flowers are red, pink and cream along the branches.

**G. 'Softly Softly'.**

A hybrid of *G. alpinax G. lanigera*, it is a compact small shrub 40cm x 50 cm, with soft grey/green crowded short linear foliage. The pink and cream flower clusters are mainly terminal.

**G. 'Superb'.**

A proven manipulated hybrid involving *G. bipinnatifida* red and *G. banksii* white. It grows to 1.5m x 2m and is ever-flowering, with apricot/pink brushes and a yellow style. The dense, divided, bright green foliage can be well pruned to retain shape, vigour and flowering ability. A no problems plant which is highly ornamental.

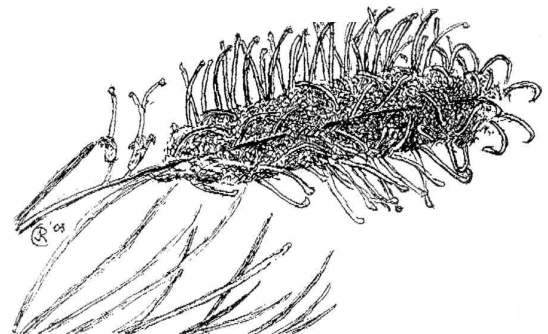
**G. 'Sylvia'.**

An F2 hybrid of *G. 'Pink Surprise'* to 2m x 2m. It has attractive grey/green foliage and bright rose pink, multiple terminal flowers with pink/red styles.

*Grevillea depauperata*



*Grevillea 'Flamingo'*



Q. I have a number of grevilleas of various ages and sizes at my recently acquired property on the Atherton Tablelands (North Queensland, Australia). Some branch-logging was required to prevent three of the older trees from 'getting out of line'. Results OK.

The other smaller trees of 'the right' size go through their mystifying cycles of flowering/seed-producing.

What is considered 'best pruning practice' for keeping these smaller trees at about their current size while encouraging the development of heavy flowering during the next 'flowering cycle'.

Is it OK to prune trees of acceptable size by simply snipping off the seed-heads following flowering? If this is OK, should the stem be pruned immediately below the bottom seeds or further down the stem?

Currently I'm just pruning off the seed-heads but would feel much more 'confident' with each snip if someone would advise if this is good/bad/best/worst practice and /or if there is a better way to maintain the current size while encouraging future flowering.

A. I don't think there is one best practice re pruning. Tip pruning at any stage will increase the bushiness of plants. Taking the seed head off is a form of tip pruning. If you take it off too far down, then the plant has to produce new growth on which to flower, so taking the seed head will maximise flowers.

Many will flower for long periods, so there is no one right time to prune. Prob better to do a little more often than a lot less frequently.

Some don't like heavy pruning -Poorinda Blondie, Ivanhoe, Hookeriana hybrid (Red Hooks). These need little more often. We find they die if too savagely pruned. Many others we have chain sawed. If something is very big, I savagely cut some of the limbs, wait until it recovers and then repeat the exercise.

It may take a couple of years.

Hope this helps.

John Sparrow

## Seed Bank

Judy Smith has been the Seed Bank Officer for many years and she would like to have a break. The job doesn't require a lot of time so if anyone is interested in taking over from Judy please contact Peter Olde.

**Thanks to Judy for all the work she has done.**

**\$1.50 + s.a.e.**

<i>G. banksii</i> tree	<i>longistyla</i>
<i>banksii</i> grey leaf	<i>petrophiloides</i>
<i>barklyana</i>	<i>phanerophlebia</i>
<i>caleyi</i>	<i>rivularis</i>
Caloundra Gem	<i>robusta</i>
Copper Rocket	<i>scortechinii</i>
<i>endlicheriana</i>	Sid Reynolds
Excellence	<i>stenobotrya</i>
<i>johnsonii</i>	Superba
<i>juncifolia</i>	<i>thelmanniana</i>
<i>leucopteris</i>	<i>triloba</i>
<i>linearifolia</i> white	<i>trifida</i>
<i>longifolia</i>	<i>venusta</i>
	White Wings

Please note new phone number for Judy Smith (Seed Bank) 9579 1136

**Please include a stamped self addressed envelope to Judy Smith,  
15 Cromdale Street Mortdale, 2223**

**Free + s.a.e.**

<i>candelabroides</i>	<i>plurijuga</i> upright
<i>crithmifolis</i>	<i>polybotrya</i>
<i>decora</i>	<i>pterosperma</i> SA
<i>Dryandri</i> ssp	<i>pterosperma</i> WA
<i>endlicheriana</i>	<i>pteridifolia</i>
<i>eriobotrya</i>	<i>pulchella</i>
<i>glauca</i>	<i>pyramidalis</i>
<i>goodii</i>	<i>quercifolia</i>
<i>huegelii</i>	<i>refracta</i>
<i>leucopteris</i>	<i>robusta</i>
<i>monitcola</i>	<i>stenobotrya</i>
<i>petrophiloides</i>	<i>teretifolia</i>
<i>pilulifera</i>	

## Financial Report - October 2003

## Income

Subscriptions	\$286.00
Seeds	1,482.00
Interest	215.00
Donations	15.00
	<hr/>
	\$1,998.00

## Expenditure

Newsletter Publishing	\$454.80
Postage	148.80
Stationery	10.95
Post Office	52.00
	<hr/>
	\$666.55

\$10,441.89 in Interest Bearing Deposit till  
January 2004.

Balance in Current Account as at 17/10/03 is  
\$5,210.77

## Office Bearers

## Leader

Peter Olde  
138 Fowler Rd, Illawong 2234  
(02) 9543 2242 [petero@australians.com](mailto:petero@australians.com)

## Treasurer and Newsletter Editor

Christine Guthrie  
PO Box 275, Peshurst 2222  
Phone / Fax (02) 9579 4093

## Curator of Living Collection

Neil Marriott  
PO Box 107, Stawell 3380 Vic

## Curator of Grevillea Park Bulli

Ray Brown  
29 Gwythir Avenue, Bulli 2516  
(02) 4284 9216

## Email Group

This email group was begun by John and Ruth Sparrow from Queensland. Free membership.

To subscribe, go to [groups.yahoo.com](http://groups.yahoo.com) and register, using the cyber-form provided. You must provide a user name and password as well as your email address to enable continuing access to the site which houses all emails and discussions to date.

You will receive a confirming email back and then you are able to access the site wherein you can select the groups to which you would like to subscribe. In this case search for "grevilleas" and then subscribe.

Following this you will receive the latest emails regularly in your email to which you can respond. This is a good way to encourage new growers and those interested in the genus.

Postmessage: [grevilleas@yahoogroups.com](mailto:grevilleas@yahoogroups.com)

Subscribe: [grevilleas-subscribe@yahoo.com](mailto:grevilleas-subscribe@yahoo.com)

Unsubscribe: [grevilleas-unsubscribe@yahoo.com](mailto:grevilleas-unsubscribe@yahoo.com)

List owner: [grevilleas-owner@yahoo.com](mailto:grevilleas-owner@yahoo.com)

URL to this page:

<http://groups.yahoo.com/group/grevilleas>

## On-line Contact

1. President's email address  
[petero@australians.com](mailto:petero@australians.com)
2. The email group  
[grevilleas@yahoogroups.com](mailto:grevilleas@yahoogroups.com)
3. URL for Grevillea Study Group website  
[http://users.bigpond.net.au/macarthuraps/grevillea\\_study\\_group.htm](http://users.bigpond.net.au/macarthuraps/grevillea_study_group.htm)

If a cross appears in the box, your subscription of \$5.00 is due.

Please send to the Treasurer, Christine Guthrie, PO Box 275, Peshurst 2222.

Please make all cheques payable to the Grevillea Study Group.

2002

2003