
AP[®] Music Theory

Sample Student Responses and Scoring Commentary

Inside:

Free-Response Question 1

- Scoring Guidelines**
- Student Samples**
- Scoring Commentary**

III. Scores with Additional Meaning

- 1** This score may also be used for a response that does not have one segment correct in both pitch and rhythm but has two or more redeeming qualities. (Do not award the additional point.) Redeeming qualities may include good contour or multiple correct pitches or rhythms that do not comprise a complete segment.
- 0** This score is used for a response that demonstrates an attempt to answer the question but has no redeeming qualities (or only one) or a response that is off-topic or irrelevant.
- NR** Reserved for blank responses.

IV. Scoring Notes

- A.** The following notations will *not* receive credit: enharmonic equivalents; octave transpositions; dots *before* the notehead; accidentals *after* the notehead.
- B.** If you use an alternate scoring guide, do not award the extra point to the total.
- C.** If you try both regular and alternate scoring guides, award the higher of the scores if there is a difference.
- D.** Scores from one guide may *not* be combined with those from another guide.

Total for question 1 (Regular Scoring Guide)

9 points

The melody is given below without bar lines and beams to assist in identifying segments (a segment is any half measure of the original melody, i.e., any set of two contiguous quarter-note beats):



Record points for correct segments in the boxes below. Use either the regular scoring guide or one of the alternate scoring guides.

Segment	1	2	3	4	5	6	7	8	Add. Pt.
Regular Scoring									
Alt. for Pitch ½ point									Max 4
Alt. for Rhythm ¼ point									

Question 1

Write your response to **QUESTION 1** on this page.

MUSIC THEORY

SECTION II, Part A


Time—Approximately 1 hour and 10 minutes

Directions: Answer questions 1-7 in the space provided. If you choose to use the facing pages of manuscript paper for scratch work, be sure to save time for writing your final answer in the staves provided directly below each question. If you need to rewrite your answer to any question, use the facing page of music manuscript paper and indicate on the page with the question that your answer is on the facing page.

Questions 1-2

For each of these questions, you are to notate on the staves provided the correct pitch and rhythm of a short melody that you will hear. Make sure that any accidentals you use are appropriate for the key signature provided. In each case, the pulse will be established before the first playing of the melody.


Question 1. The melody will be played three times. There will be a pause of 30 seconds after the first playing and a one-minute pause after each subsequent playing. The melody you will hear uses all four of the measures provided below and contains no rests. The melody will be played on a cello.

The pitch of the first note has been provided. Be sure to notate the rhythm of that note. Now listen to the melody for the first time and begin working. 

Moderato

a minor



The melody for **Question 1** will now be played a second time. 

The melody for **Question 1** will now be played a final time. 

Use a pencil only. Do NOT write your name. Do NOT write outside the box.

Question 1

Write your response to **QUESTION 1** on this page.

MUSIC THEORY
SECTION II, Part A


Time—Approximately 1 hour and 10 minutes

Directions: Answer questions 1-7 in the space provided. If you choose to use the facing pages of manuscript paper for scratch work, be sure to save time for writing your final answer in the staves provided directly below each question. If you need to rewrite your answer to any question, use the facing page of music manuscript paper and indicate on the page with the question that your answer is on the facing page.

Questions 1-2

For each of these questions, you are to notate on the staves provided the correct pitch and rhythm of a short melody that you will hear. Make sure that any accidentals you use are appropriate for the key signature provided. In each case, the pulse will be established before the first playing of the melody.


Question 1. The melody will be played three times. There will be a pause of 30 seconds after the first playing and a one-minute pause after each subsequent playing. The melody you will hear uses all four of the measures provided below and contains no rests. The melody will be played on a cello.

The pitch of the first note has been provided. Be sure to notate the rhythm of that note. Now listen to the melody for the first time and begin working. 

Moderato



The melody for **Question 1** will now be played a second time. 

The melody for **Question 1** will now be played a final time. 

Use a pencil only. Do NOT write your name. Do NOT write outside the box.

Question 1

Write your response to **QUESTION 1** on this page.

MUSIC THEORY

SECTION II, Part A


Time—Approximately 1 hour and 10 minutes

Directions: Answer questions 1-7 in the space provided. If you choose to use the facing pages of manuscript paper for scratch work, be sure to save time for writing your final answer in the staves provided directly below each question. If you need to rewrite your answer to any question, use the facing page of music manuscript paper and indicate on the page with the question that your answer is on the facing page.

Questions 1-2

For each of these questions, you are to notate on the staves provided the correct pitch and rhythm of a short melody that you will hear. Make sure that any accidentals you use are appropriate for the key signature provided. In each case, the pulse will be established before the first playing of the melody.

Question 1. The melody will be played three times. There will be a pause of 30 seconds after the first playing and a one-minute pause after each subsequent playing. The melody you will hear uses all four of the measures provided below and contains no rests. The melody will be played on a cello.

The pitch of the first note has been provided. Be sure to notate the rhythm of that note. Now listen to the melody for the first time and begin working. 

Moderato



The melody for **Question 1** will now be played a second time. 

The melody for **Question 1** will now be played a final time. 

Use a pencil only. Do NOT write your name. Do NOT write outside the box.

Question 1

Note: Student samples are quoted verbatim and may contain spelling and grammatical errors.

Overview

This question assessed students' ability to:

- convert an aural melody in bass clef, simple meter, and a minor key using the melodic minor form to traditional music notation;
- notate rhythms in simple meter, including beat and division patterns and the dotted quarter-eighth rhythm;
- hear and notate the raised leading tone and the raised scale degrees 6 and 7 in the ascending melodic minor; and
- hear and notate a primarily stepwise melody, with leaps in the tonic and dominant.

Sample: 1A

Score: 7

This represents a good response. Six of the eight segments are correct in pitch and rhythm (segments one, two, three, four, seven, and eight,) and 6 points were awarded. Segment five is incorrect in pitch. Segment six is incorrect in both pitch and rhythm. Following the regular Scoring Guide, 1 point was added to the score of 6 for a total score of 7.

Sample: 1B

Score: 4

This represents a fair response. Segments one, three, and eight are correct in pitch and rhythm; 3 points were awarded. Segments two, six, and seven are incorrect in pitch. Segments four and five are incorrect in both pitch and rhythm. Following the regular Scoring Guide, 1 point was added to the score of 3 for a total score of 4.

Sample: 1C

Score: 2

This represents a poor response. Segment three is correct; 1 point was awarded. No other segments are correctly notated. Following the regular Scoring Guide, 1 point was added to the score of 1 for a total score of 2.