

**NOMENCLATURAL CHANGES IN THE FAMILY BUPRESTIDAE
WITH DESCRIPTIONS OF PREVIOUSLY UNKNOWN SEXES
(COLEOPTERA)¹**

G. H. NELSON²

College of Osteopathic Medicine of the Pacific, Pomona, California 91766

Investigation of the status of published scientific names in the family Buprestidae has indicated the need to cite new synonyms and/or indicate changes in the status of others. Some are included here with descriptions of previously unknown sexes. The genera and species are listed in alphabetical order for easier reference. Unless otherwise indicated, specimens are in the collector's collection. Abbreviations of collections [brackets] are as published in Arnett and Samuelson (1969). Collections not in that work include: British Museum (Natural History) = BMNH; Museum National d'Historie Naturelle, Paris = MNHP; Narodni Museum, Prague = NMPC; Hungarian Natural History Museum, Budapest = HNHM; Zoological Museum, Academy of Sciences, Leningrad = ZMAS; and Zoological Museum, University of Moscow = ZMUM. My name is abbreviated GHN. For some type specimens label data is given. The hash mark (/) separates data on individual labels and the abbreviations (h) = handwritten and (p) = printed.

Since several of the late Josef N. Knull's species are involved in this paper, it seems worthwhile to mention that his collection, including types of the many species of Buprestidae he described, was willed to the Field Museum of Natural History, Chicago, IL [FMNH]. Much of the overflow material is included in the insect collection of the Ohio State Univ. [OSUC], where Professor Knull taught.

Thanks are extended to the following individuals and institutions, either for helpful suggestions, for the loan of material, or for comparing specimens with types in their care: Anatoly Alexeev, S. Keleinikova, ZMUM, and Mark Volkovitsch, ZMAS, U.S.S.R.; W. F. Barr, UIMC; Svatopluk Bílý and J. Jelinek, NMPC; A. Descarpentries, MNHP; C. M. F. von Hayek, BMNH; H. A. Hespenheide, Los Angeles, Calif; Z. Kaszab, HNHM; D. H. Kavanaugh, CASC; J. M. Kingsolver, USNM; Eric H. Smith, FMNH; Margaret K. Thayer, MCZC; G. C. Walters, Jr., Los Angeles, Calif.; R. L. Westcott, ODAC; and the publications committee of the Division of Plant Industry, Florida Department of Agriculture and Consumer Services. Special thanks are due Ms. Jodelle Alexander for typing the manuscript.

Agrilus cliftoni Knull

Agrilus cliftoni Knull, 1941:382.

This species was described from a unique male. Others have since been collected, usually on *Juglans nigra* L.

Description, female.—Differs from male in being slightly more robust; front of head aeneous instead of bluish green; first 2 abdominal sternites convex; tibiae not toothed on inner margin at apex.

Length 6.1 mm; width 1.7 mm.

Indiana, Tippecanoe Co., 14 July 1963, N. M. Downie, on *Juglans nigra* L. [GHNC] (New State Record).

The 16 males are from 4.3 to 5.8 mm long; the 40 females are from 4.3 to 6.3 mm.

Agrilus duncani Knull

Agrilus duncani Knull, 1929:270.

This species was described from a unique male lacking metatarsi. Many specimens have been taken during the intervening years (Nelson, 1965; Knull, 1970). The claws are similarly toothed on all tarsi.

Description, female.—Differs from male in being slightly more robust; prosternal pubescence shorter and less dense; first 2 abdominal sternites convex, without midline groove.

Length 7.3 mm; width 2.0 mm.

Arizona, Cochise Co., E of Coronado Nat. Monument, 24 August 1964, GHN and family, on *Chrysothamnus nauseosus* (Pall.) Britton [GHNC].

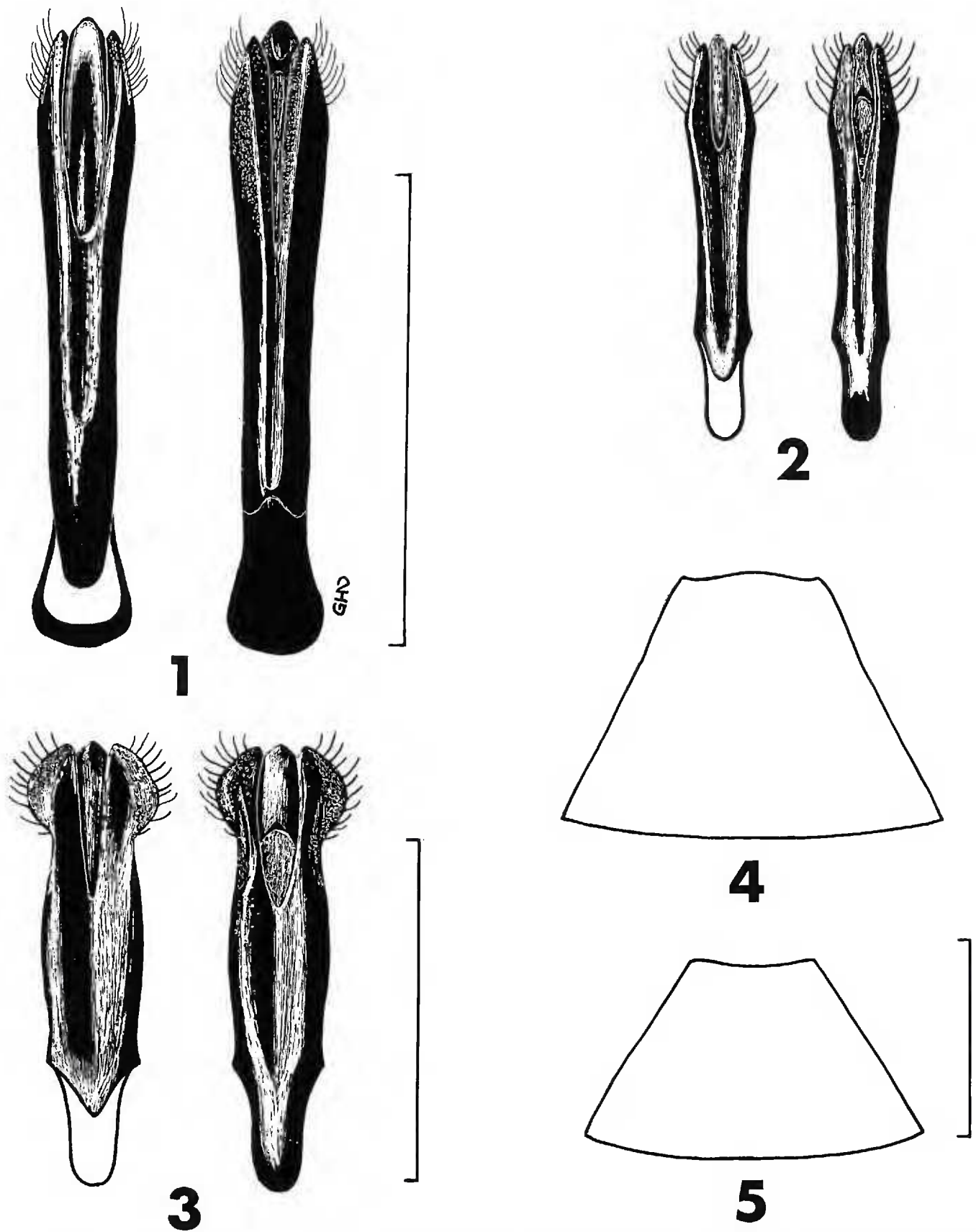
The 53 males are from 5.4 to 6.9 mm long; the 51 females are from 5.4 to 7.5 mm.

Agrilus fisherellus Obenberger

Agrilus fisherellus Obenberger, 1936a:92 (replacement name for *costipennis* Fisher, 1928:182).

Agrilus tarahumarae Cazier, 1951:32 (NEW SYNONYMY).

When *Agrilus tarahumarae* Cazier was described from a single male from Mexico, Chihuahua, 80 km N of Chihuahua City, only a few specimens of *Agrilus fisherellus* Obenberger were available for study. More have since been collected in California, Arizona, and Texas, and the holotypes of both *A. costipennis* and *A. tarahumarae* have been studied and compared. The characteristics indicated by Cazier (1951) to distinguish *A. tarahumarae* from *A. fisherellus* are the concave head, deep median pronotal impression, and larger size. These are variable in a series, with specimens from California having the general pubescence more pronounced and the concavity



Figs. 1-5. Fig. 1. *Agrilus nevadensis* Horn, male genitalia, dorsal view (left) and ventral view (right). (line = 2 mm). Fig. 2. *Brachys apachei* Knull, male genitalia, dorsal view (left) and ventral view (right). Fig. 3. *Brachys cephalicus* Schaeffer, male genitalia, dorsal view (left) and ventral view (right). (line = 1 mm for Figs. 2, 3). Fig. 4. *Buprestis (Buprestis) parmaculativentris* Knull, last visible abdominal sternite, female. Fig. 5. *B. (B.) parmaculativentris* Knull, last visible abdominal sternite, male. (line = 2 mm for Figs. 4, 5).

of the head less pronounced than those from Texas and Mexico, and specimens from Arizona being somewhat intermediate. The 21 specimens studied are from 6.5 to 10.5 mm long, and since the male genitalia are similar, as pointed out by Cazier, I consider the 2 names to represent variants of a single widespread species.

Agrilus fisherellus Obenb. was based on 2 males from Pasadena and Los Angeles in southern California without biological data (Fisher, 1928). This species was recorded by Knull (1944) as on *Celtis reticulata* Sargent in the Davis and Chisos Mts., Texas and the Chiricahua Mts., Arizona. Wellso (1973) recorded it as *A. tarahumarae* and described the female from Texas, Barksdale, on flowers of *Stillingia* sp. Adults of this species are found on diverse hosts as indicated by the foregoing and the following records. California: San Bernardino Co., 12 mi NW of Essex, 16 June 1962, GHN, on *Acacia greggii* Gray; Riverside Co., above Palm Desert, elev. 610 m, Highway 74, 10 June 1965, GHN, on *Baccharis sergiloides* Gray; same locality and plant, 15 June 1968, G. C. Walters; same locality, 8 June 1974, D. S. Verity, flying about young growing tips *Prosopis glandulosa* var. *torreyana* L. Benson. Arizona: Chiricahua Mts. 9.7 km above SW Res. Sta., 23 July 1969, GHN, on *Quercus hypoleucoides* A. Camus. Texas: 3.2 km NW of Fort Davis, Highway 118, 17 June 1965, GHN, on *Celtis laevigata* Willdenow; N of Fort Davis, Highway 118, 16 June 1963, GHN, on *Celtis pallida* Torrey; Comal Co., Canyon Lake, 13 July 1975, GHN, on *Celtis mississippiensis* var. *reticulata* Torrey.

Agrilus nevadensis Horn

Agrilus nevadensis Horn, 1891:303.

The unique female type was the only specimen available to Fisher (1928) when he revised the genus. Carlson & Knight (1969) regarded the type of *A. nevadensis* Horn as deformed and a synonym of *Agrilus quadriguttatus niveiventris* Horn. More specimens are now available and indicate that it should be considered a valid species.

Description, male.—Differs from female as follows: more slender; head with front blue-green, vertex cupreous, pronotum aeneocupreous, elytra darkly cupreous, and beneath cupreous with blue-green tints anteriorly toward midline and on legs; abdominal sternites 1 and 2 with pronounced median groove, broad and punctured toward base, narrowed and smooth apically. Genitalia, Fig. 1.

Length 9.0 mm; width 2.0 mm.

California, Trinity Co., Trinity Nat. Forest, 23 June 1919, R. Hopping [CASC]. Others from California: Trinity Co., Carrville, 19 June 1931; 22 May 1934 [CASC, GHNC]; Plumas Co., Meadow Val., elev. 1220–1524 m,

10 June 1924, E. C. VanDyke [CASC, GHNC] (New State Record). The type from western Nevada is in the Horn collection [MCZC].

While *A. nevadensis* resembles *A. q. quadriguttatus* Gory and *A. q. niveiventris* superficially, it is readily distinguished from both by the following features: pronotum and elytra more coarsely sculptured; pronotum with median depressions more pronounced; apices of elytra acutely produced; male with abdominal sternites 1 and 2 with broad median groove. The general color of *nevadensis* resembles *q. niveiventris*, but the male genitalia resemble *q. quadriguttatus*. Fisher (1928) stated that the scutellum is not carinate, but as Carlson & Knight (1969) stated, the scutellum on the type does appear to be transversely carinate as it is on the other 6 examined. No significant variation was noted in this small series.

Agrilus nigricans Gory

Agrilus nigricans Gory, 1841:257.

Agrilus auricomus Frost, 1912:250 (NEW SYNONYMY).

In lists or revisions of North American *Agrilus* (Leng, 1920; Fisher, 1928; Obenberger, 1936b) *Agrilus nigricans* Gory has been considered a synonym of *Agrilus obsoletoguttatus* Gory. That they are not the same was first indicated by A. Descarpentries (in litt.). However, comparison of the male lectotype of *A. nigricans* Gory [MNHP] with the male holotype of *Agrilus auricomus* Frost [MCZC] reveals that they represent the same species. The type of *A. nigricans* is a small example of the species (6.0 mm) with a bluish tint on some parts of the body, possibly due to discoloration. The color of the hair is whitish and not golden as in the holotype of *A. auricomus*, but is similar in that respect to 1 paratype in the latter. In other salient features, including male genitalia, they compare favorably, and I consider *A. auricomus* Frost a junior synonym of *A. nigricans* Gory.

There are 2 *A. nigricans*, 1 male and 1 female, in the MNHP. The male, here designated as lectotype, has the following labels: Red label with "TYPE" (p)/white label with "*nigricans* Gory" (h).

The type locality for *A. nigricans* Gory is "Amerique Boreale"; for *A. auricomus* Frost, "Framingham, Mass."

Agrilus palmerleei Knull

Agrilus palmerleei Knull, 1944:76.

Description, female.—Differs from male in being more robust; head and pronotum more deeply reddish cupreous; pro- and mesotibiae not toothed on inner margin at apex.

Length 10.3 mm; width 2.8 mm.

Arizona, Chiricahua Mts., 9.6 km above S. W. Res. Sta., 24 July 1969, GHN and D. E. Nelson, on *Quercus hypoleucoides* A. Camus [GHNC].

The 8 males are from 8.7 to 10.0 mm long; the 9 females are from 9.3 to 11.3 mm.

Anthaxia (Anthaxia) prasina Horn

Anthaxia (Anthaxia) prasina Horn, 1882:108.

This species was characterized by Horn, under his broad concept of *Anthaxia aeneogaster* Laporte and Gory, as the brilliantly green form from "Yosemite Valley of California," which "for convenience" was called *prasina*. He indicated having seen 8 specimens. There are 5 specimens now in the Horn collection [MCZC], 4 males and 1 female. Each has the same 2 labels, "Cal" (p) and "Horn Coll, H." (p). Apparently no type was ever designated, so I designate 1 male as lectotype and the other 4 specimens as paralectotypes. The lectotype is 4.5 mm long and 2.0 mm wide. Two males in the LeConte collection, which were also part of the series before Horn, are designated as paralectotypes. One is labelled—"Cal" (p)/"A. *prasina* Horn" (h)/"aeneogaster 25" (h); the other—"Cal" (p)/"aeneogaster 26" (h).

Anthaxia (Haplanthaxia) cyanella Gory

Anthaxia (Haplanthaxia) cyanella Gory, 1841:285.

Anthaxia kaszabiana Pochon, 1967:282 (NEW SYNONYMY).

An examination of the type of *Anthaxia kaszabiana* Pochon [HNHM], collected in Fundort, Ohio, reveals it is a male of *Anthaxia cyanella* Gory. The latter was described from a female, which is deep blue throughout while the male is green and bronzy-brown.

Brachys apachei Knull

Brachys apachei Knull, 1952:359.

This species was described from 2 females collected in Arizona, Chiricahua Mts., 17 June 1939, by D. J. & J. N. Knull, on oak foliage.

Description, male.—The male is much like the female holotype in general appearance, but is less robust; and apical margin of last visible abdominal sternite is roundly truncate, without row of deflexed teeth and submarginal ridge without row of longer hairs. Genitalia, Fig. 2.

Length 3.8 mm; width 1.8 mm.

Arizona, Chiricahua Mts., 6.4 km above Portal, 12 July 1977, GHN, on foliage *Quercus hypoleucoides* A. Camus.

In the Knull collection [FMNH] 17 females are from 3.1 to 4.3 mm long and 1.4 to 2.2 mm wide, 13 males from 3.2 to 4.0 mm long and 1.4 to 1.8 mm wide.

In the original description this species was compared with *Brachys cephalicus* Shaeffer and *Brachys aeruginosus* Gory. The latter is an eastern species with the front of the head less obliquely retracted than in *B. apachei*. *B. cephalicus*, sympatric with *B. apachei*, differs in being more robust, in having more strongly convex tubercles above the eyes, and in the shape of the male genitalia, Fig. 3.

Buprestis (Buprestis) parmaculativentris Knull

Buprestis (Buprestis) parmaculativentris Knull, 1958:154.

This species was described from a unique male.

Description, female.—Differs from male as follows: more robust; yellow-red on front of head confined to spots near medial margin of eyes; antennae shorter, not reaching hind angles of pronotum when laid along side; protibia without internal recurved spine at apex; disk of last visible abdominal sternite more convex toward apex, apical margin convexly truncate in female, Fig. 4, concavely truncate in male, Fig. 5.

Length 20.0 mm; width 8.0 mm.

Texas, Chisos Mts. Basin, 21 June 1965, GHN, on *Pinus cembroides* Zuccarini.

The 5 males available for study are from 16.0 to 17.5 mm long and from 6.5 to 7.0 mm wide; the 15 females from 16.5 to 21.5 mm long and from 7.0 to 8.5 mm wide.

Buprestis (Stereosa) salisburyensis Herbst

Buprestis (Stereosa) salisburyensis Herbst, 1801:174.

Buprestis salisburyensis cazieri Helfer, 1946:100 (NEW SYNONYMY).

Buprestis salisburyensis cazieri Helfer, a dark form, was described as a subspecies of *B. salisburyensis* Herbst. The more common color is green with cupreous elytral margins while “*cazieri*” is dark green to purplish. Since color is the only distinguishing feature and since the 2 forms occur sympatrically it seems advisable to regard *B. cazieri* as a dark color variant of *B. salisburyensis*. The occurrence of dark or cupreous color phases of green forms is not rare among Buprestidae. Others of this genus in which this color variation occurs include: *Buprestis striata* Fabricius, in which the dark color seems more common; and *Buprestis decora* Fabricius in which dark forms are uncommon.

Chalcophorella langeri (Chevrolat)

Chalcophorella langeri (Chevrolat), 1853:308 (*Chalcophora*).

Chalcophorella strandi (Obenberger), 1936c:109 (*Texania*) (**NEW SYNONYMY**).

When *Chalcophorella strandi* (Obenberger) was described, *Chalcophorella langeri* (Chevrolat) was not considered valid, and *C. strandi* was compared to *Texania fulleri* (Horn), *Texania campestris* (Say) and *Texania serriger* (Casey). The last is a synonym of *C. campestris*. Knull (1956) recognized *C. langeri* as a valid species and presented a key for separating the 3 North American species: *C. fulleri*, *C. campestris*, *C. langeri*. Examination of the female type of *C. strandi* and comparison of it with homotypes of *C. langeri* reveal it is a junior synonym of the latter.

The type locality for *Chalcophora langeri* Chevrolat is "Greenville, pres de la Nouvelle—Orleans" [Louisiana], female type [BMNH]; for *Texania strandi* Obenberger, "Fort Madison" [Iowa], type [NMPC].

Chrysobothris chlorocephala Gory

Chrysobothris chlorocephala Gory, 1841:161.

Chrysobothris concinnula LeConte, 1860:238 (**NEW SYNONYMY**).

A color slide of the type of *C. chlorocephala* Gory [MNHP] and sketches of its clypeus and last visible abdominal sternite made by H. A. Hespenheide reveal it is the same species as *C. concinnula* LeConte. The male type of *C. chlorocephala* is 5.5 mm long. Fisher (1942) had not seen the type of *C. chlorocephala* and, following Horn (1886), erroneously placed it as a synonym of *Chrysobothris harrisi* (Hentz).

This species is closely related to *Chrysobothris scitula* Gory, and further study may show the two to be conspecific, as suggested by Fisher (1942). In *C. chlorocephala* the violaceous brown color predominates above with iridescent blue or blue-green spots, but in *C. scitula* the latter color predominates with the violaceous brown reduced. A color slide of the type of *C. scitula* [MNHP] indicates Fisher assessed its characteristics accurately.

Chrysobothris cribraria Mannerheim

Chrysobothris cribraria Mannerheim, 1837:77.

Chrysobothris floricola Gory, 1841:179 (**NEW SYNONYMY**).

Chrysobothris calcarata Melsheimer, 1845:146 (**NEW SYNONYMY**).

The name *Chrysobothris cribraria* Mannerheim has been considered incorrectly a synonym of *Chrysobothris femorata* (Olivier) by American workers for many years (see Fisher, 1942). An examination of the lectotype

(Nelson, 1976) revealed it to be the same species that Gory later described as *floricola* and Melsheimer as *calcarata*. This species is widely distributed in the pine-growing regions of eastern North America.

Chrysobothris georgei Nelson

Chrysobothris georgei Nelson, **REPLACEMENT NAME** for *Chrysobothris vogti* Nelson, 1975:18, preoccupied by *Chrysobothris ephedrae vogti* Knull, 1964:376.

I overlooked the subspecies described by Knull, so the new name *C. georgei* is proposed for the junior homonym, named in honor of Mr. George B. Vogt.

Chrysobothris purpurifrons Motschulsky

Chrysobothris purpurifrons Motschulsky, 1859:183.

Chrysobothris pubescens Fall, 1907:238 (**NEW SYNONYMY**).

Chrysobothris subpubescens VanDyke, 1937:112 (error for *pubescens*).

Four species of Buprestidae were described from California in the above paper by Motschulsky. The author of *Polycesta californica*, and *Chrysobothris subcylindrica* was Ménétrés, while *Chrysobothris purpurifrons* and *Belionota californica* were described by Motschulsky. In Horn (1886), Fisher (1942), and Barr & Westcott (1976), Motschulsky was listed as the author of *C. subcylindrica*.

The holotype of *C. purpurifrons* Motschulsky [ZMUM] compares well with the type of *C. pubescens* Fall in most features including shape and sculpture of pronotum and elytra, length of body hairs, shape of clypeus, and emargination of last visible abdominal sternite of females. The lateral margins of the elytra are more weakly serrate than in most *C. pubescens* Fall seen, but I feel the two represent the same species. Thus *C. purpurifrons* Motsch. is not synonymous with *Chrysobothris semisculpta* LeConte, as indicated by Horn (1886) and Fisher (1942).

The female holotype of *C. purpurifrons* Motschulsky is in poor condition. Ventral surface is coated with mold. Left front and hind legs missing; right protarsus and all but basal segment of metatarsus missing. Antennae missing except for 2 basal segments on right. Abdomen is glued upside down on card under specimen and 2 antennal segments are glued to same card. Labels on the type are as follows: gray-green disk with C. (h)/green with *Chrysobothris purpurifrons* Motsch California (h)/blank red label/red holotype label det. G. H. Nelson '79. Dr. S. Keleinikova [ZMUM] kindly loaned the holotypes of *C. purpurifrons* Motsch. and *C. subcylindrica* Ménétr., for which I am deeply thankful.

Chrysobothris subcylindrica Ménériés

Chrysobothris subcylindrica Ménériés, in Motschulsky, 1859:182.

Chrysobothris deleta LeConte, 1860:255 (NEW SYNONYMY).

Chrysobothris delecta Obenberger, 1934:619 (typographical error for *deleta*).

The female holotype of *Chrysobothris subcylindrica* Ménériés compares well with the female holotype of *Chrysobothris deleta* LeConte but is larger (9.0 mm compared to 8.0 mm for *C. deleta*) and is slightly more cupreous. Since LeConte's paper appeared in 1860, *C. subcylindrica* Ménériés has priority.

The holotype of *C. subcylindrica* is in poor condition. Antennae missing except for right basal segment which is attached near its normal position. Left front leg, and meso- and metatarsi missing; right front leg, part of mesotarsus, and metatibia and metatarsus missing. Labels on the type are as follows: white with 60 (h)/white with Californ. Sept (p)/green with *Chrysobothris subcylindrica* Ménétr California (h)/blank red label/red holotype label, det. G. H. Nelson, '79.

Chrysobothris ulkei LeConte

Chrysobothris ulkei LeConte, 1860:240.

This species was described from a single female. It has since been collected in large numbers, and notes on its biology have been recorded (Nelson, 1962; Barr & Westcott, 1976).

Description, male.—Iridescent green above and below, disk of elytra with 3 pairs of violaceous spots, faint pair at basal one fourth, distinct pairs at middle and apical one fourth. Externally similar to female, but differs in having apex of last visible abdominal sternite arcuately emarginate, Fig. 6, instead of sinuate. Genitalia, Fig. 7.

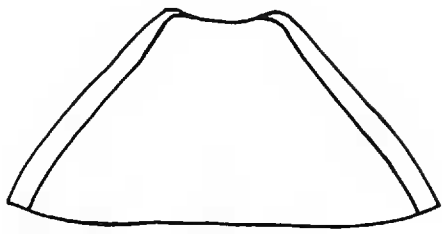
Length 12.5 mm; width 5.5 mm.

Arizona, Cochise Co., 2 mi E of Portal, 28 August 1959, GHN, on *Ephedra trifurca* Torrey.

The iridescent bronzy-green general color is more common in males with the tendency toward bluish hues more common in females. The discal vi-

→


Figs. 6–10. Fig. 6. *Chrysobothris ulkei* Horn, last visible abdominal sternite, male. Fig. 7. *C. ulkei* Horn, male genitalia, dorsal view (left) and ventral view (right). (line = 1 mm for Figs. 6,7). Fig. 8. *Melanophila (Phaenops) abietis* Nelson, a) clypeus; b) dorsal view, female. Fig. 9. *M. (P.) lecontei* Obenberger, a) clypeus; b) dorsal view, female. Fig. 10. *M. (P.) drummondi* (Kirby), a) clypeus; b) dorsal view, female (line = 5 mm for Figs. 8, 9, 10).




6




7



b
8



b
9



b
10



olaceous elytral spots vary from 3 distinct pairs to no indication of spots. Partial reduction in the number of spots usually proceeds from anterior to posterior. The 24 males studied are from 11.0 to 13.5 mm long and the 31 females from 11.0 to 15.0 mm.

Dystaxia murrayi LeConte

Dystaxia murrayi LeConte, 1866:385.

Dystaxia murrayi cuprea Knull, 1947:72 (NEW SYNONYMY).

Dystaxia murrayi cuprea Knull is a coppery color phase of *D. murrayi* LeConte, as suggested by Nelson (1960). An examination of the type of *D. murrayi cuprea* and a series of 18 green and 26 cupreous color forms supports this conclusion. The 2 forms occur sympatrically.

Melanophila (Melanophila) cuspidata Klug

Melanophila (Melanophila) cuspidata Klug, 1829:34.

Melanophila pecchiolii (Laporte & Gory), 1839:33, (*Anthaxia*) (NEW SYNONYMY).

In the literature, *Melanophila pecchiolii* (Laporte & Gory) has consistently been listed as a synonym of *Melanophila acuminata* (DeGeer). A. Descarpentries indicated (in litt.) that the type of *M. pecchiolii* [MNHP] represents the same species as *Melanophila cuspidata* Klug rather than *M. acuminata*. Since *M. cuspidata* is a European species the synonym *M. pecchiolii* should not appear on North American lists.

Melanophila (Melanophila) notata notata (Laporte & Gory)

Melanophila (Melanophila) notata notata (Laporte & Gory), 1837:4, (*Apartura*).

Melanophila opaca LeConte, 1860:213. *Melanophila hungarica* Csiki,³ 1905:579 (NEW SYNONYMY).

Fisher (1925) established *Melanophila opaca* LeConte as a synonym of *Melanophila notata* (Laporte & Gory) but Sloop (1937), in his revision of the genus, distinguished *M. notata* from *M. opaca* primarily on the basis of color, the former yellow-maculate, the latter immaculate. In a series of *M. notata*, variations from distinctly maculate to immaculate occur and no constant morphological character has been found to separate them, so Fisher's concept is valid. *Melanophila hungarica* Csiki was described from a single specimen from Hungary [HNHM]. An examination of the type reveals it is an immaculate example of *M. notata*, evidently introduced into Hungary, and should not be considered indigeous to Europe. Dr. S. Bílý

[NMPC] first recognized that *M. hungarica* = *M. opaca* and had so labelled the type.

Melanophila (Phaenops) abietis Nelson, (NEW STATUS)

Melanophila (Phaenops) drummondi var. *abietis* Champlain & Knull, 1923:105.

This form was described as a bright green color variety of *Melanophila drummondi* (Kirby). As indicated in the following tabular comparison of *Melanophila abietis* Nelson, *Melanophila lecontei* Obenberger, and *M. drummondi*, the differences in body form, color, and elytral margins show that *M. abietis* should be regarded as a valid species. It is most similar to *M. lecontei* including the male genitalia.

	<i>abietis</i> (Fig. 8)	<i>lecontei</i> (Fig. 9)	<i>drummondi</i> (Fig. 10)
Body form	broadly oval	moderately oval	moderately oval
Color	blue-green	bronzy-black to black, rarely with bluish tint	bronzy-black to black, rarely with bluish tint
Elytral margins	broadly explanate, apically not or finely serrate	moderately explanate, apically coarsely serrate	moderately explanate, apically not or finely serrate
Pronotal disk	coarsely rugose, punctures large	coarsely rugose, punctures large	finely rugose, punctures not evident
Clypeus	deeply emarginate	deeply emarginate	shallowly emarginate
Distribution	eastern Canada & New Hampshire	western North America	western North America

Nanularia (Nanularia) pygmaea (Knull) (NEW COMBINATION)

Hippomelas pygmaea Knull, 1941:386.

An examination of the type reveals it has the characteristics of the genus *Nanularia* (s. str.), as defined by Barr (1970).

Pachyschelus laevigatus (Say)

Pachyschelus laevigatus (Say), 1839:164, (*Trachys*).

Pachyschelus oblongus (Motschulsky), 1860:54, (*Metonius*) (NEW SYNONYMY).

Specimens of *Pachyschelus laevigatus* (Say) were compared with the type of *Pachyschelus oblongus* (Motschulsky) [ZMUM] by Dr. Alexeev (pers. comm.) and were found to be conspecific. *P. oblongus*, listed erroneously from Venezuela by Obenberger (1937), was described from "Etats Unis. Tennessee" [sic], while *P. laevigatus* was described from "New York."

Pachyschelus purpureus purpureus (Say)

Pachyschelus purpureus purpureus (Say), 1839:164, (*Metonius*).

Pachyschelus biimpressus (Motschulsky), 1860:54, (*Metonius*), (NEW SYNONYMY).

Comparison of specimens of *Pachyschelus p. purpureus* (Say) with the type of *Pachyschelus biimpressus* (Motschulsky) [ZMUM] by Dr. Alexeev (pers. comm.) indicates they both represent the same species. The latter was listed by Obenberger (1937) from "America bor.," but no locality was given with the original description. *P. p. purpureus* (Say) was described from "Indiana."

Polycesta deserticola Barr

Polycesta deserticola Barr, 1974:6.

Polycesta californica Ménériés (not LeConte), in Motschulsky, 1859:180 (NEW SYNONYMY).

This species from southwestern U.S. and northern Mexico was known as *Polycesta velasco* Laporte & Gory until Barr (1974) recognized it was different. An examination of the specimen of *Polycesta californica* Ménériés [ZMAS], kindly loaned by Mark Volkovitsh and here designated as lectotype, reveals it is the same species as *Polycesta deserticola* Barr. Since LeConte (1857) described another species as *Polycesta californica*, the name *P. californica* Ménériés is not available and thus must be treated as a synonym of *P. deserticola* Barr.

The lectotype of *Polycesta californica* Ménériés is labelled as follows: white label with "California sept. Leconte" (p)/white label with "*Polycesta californica* ex Calif." (h). This female, 17.0 mm long and 6.0 mm wide, lacks antennae except for 2 basal segments on left and 3 on right, lacks front legs, right middle leg and metatarsi except for 2 segments on left. The type locality listed in the original description is "Col Ross," a Russian settlement near San Francisco. It was undoubtedly collected from much farther south.

Literature Cited

- Arnett, R. H., Jr., and G. A. Samuelson (eds.). 1969. Directory of Coleoptera collections of North America (Canada through Panama). Purdue Univ., Lafayette, Ind., 123 pp.

- Barr, W. F. 1970. The subgenera of *Nanularia* and *Hippomelas* (Coleoptera: Buprestidae). Occas. Pap. Biol. Soc. Nev., No. 25, pp. 1-9.
- Barr, W. F. 1974. New genera and species of North American Buprestidae (Coleoptera). Occas. Pap. Biol. Soc. Nev., No. 39, pp. 1-13.
- Barr, W. F., and R. L. Westcott. 1976. Taxonomic, biological and distributional notes of North American *Chrysobothris*, with the description of a new species from California (Coleoptera: Buprestidae). Pan-Pac. Entomol., 52(2):138-153.
- Carlson, R. W., and F. B. Knight. 1969. Biology, taxonomy, and evolution of four sympatric *Agrilus* beetles (Coleoptera: Buprestidae). Contrib. Amer. Entomol. Inst., 4(3):i-vi, 1-105.
- Cazier, M. A. 1951. The Buprestidae of north central Mexico (Coleoptera). Amer. Mus. Nov., No. 1526, 56 pp.
- Champlain, A. B., and J. N. Knull. 1923. A new variety of *Melanophila drummondi* Kby. (Buprestidae, Coleoptera). Can. Entomol., 55(5):105.
- Chevrolat, A. 1853. Description d'une nouvelle espèce de Buprestide. Rev. Mag. Zool., 2nd Ser., 5:308-309.
- Csiki, E. 1905. Coleoptera nova ex Hungaria. Ann. Hist.-Natur. Mus. Nat. Hung., 3:575-582.
- Fall, H. C. 1907. New Coleoptera from the Southwest-III. Can. Entomol., 39:235-243.
- Fisher, W. S. 1925. A revision of the West Indian Coleoptera of the family Buprestidae. Proc. U.S. Nat. Mus., 65(9):1-207.
- Fisher, W. S. 1928. A revision of the North American species of buprestid beetles belonging to the genus *Agrilus*. U.S. Nat. Mus., Bull. 145, 347 pp.
- Fisher, W. S. 1942. A revision of the North American species of buprestid beetles belonging to the tribe Chrysobothrini. U.S. Dep. Agr., Misc. Pub. No. 470, 275 pp.
- Frost, C. A. 1912. New species of Coleoptera of the genus *Agrilus*. Can. Entomol., 44:245-252.
- Gory, H. L. 1841. Histoire naturelle et iconographie des insectes coléoptères, Suppl. (livraisons 43-52). Paris, pp. 107-111; 126-356.
- Helfer, J. R. 1946. A new subspecies of *Buprestis* (Coleoptera, Buprestidae). Pan-Pac. Entomol., 22(3):100-102.
- Herbst, J. F. W. 1801. Natursystem aller bekannten in-und ausländischen insecten , Käfer, vol. 9. Berlin, pp. 1-344.
- Horn, G. H. 1882. Revision of the species of some genera of Buprestidae. Trans. Amer. Entomol. Soc., 10:101-163.
- Horn, G. H. 1886. A monograph of the species of *Chrysobothris* inhabiting the United States. Trans. Amer. Entomol. Soc., 13:65-124, 7 plates.
- Horn, G. H. 1891. The species of *Agrilus* of boreal America. Trans. Amer. Entomol. Soc., 18:277-336.
- Klug, J. C. F. 1829. Symbolae physicae Vol. 1, p. 34, pl. 3.
- Knull, J. N. 1929. Three new species of *Agrilus* (Coleop.: Buprestidae). Entomol. News, 40:270-272.
- Knull, J. N. 1941. Nine new Coleoptera (Plastoceridae, Buprestidae and Cerambycidae). Ohio J. Sci., 41(5):381-388.
- Knull, J. N. 1944. Notes on *Agrilus* with descriptions of two new species (Buprestidae: Coleoptera). Ann. Entomol. Soc. Amer., 37(1):75-83.
- Knull, J. N. 1947. New North American Coleoptera (Buprestidae, Schizopodidae and Cerambycidae). Ohio J. Sci., 47(2):69-73.
- Knull, J. N. 1952. Two new species of North American *Brachys* (Coleoptera: Buprestidae). Ohio J. Sci., 52(6):358-359.
- Knull, J. N. 1956. A new Texas *Agrilus* with notes on *Chalcophorella* (Coleoptera: Buprestidae). Entomol. News, 67(2):47-48.

- Knull, J. N. 1958. Two new North American Buprestidae (Coleoptera). *Ohio J. Sci.*, 58(3):153–154.
- Knull, J. N. 1964. Two new Buprestidae and distribution records of others (Coleoptera). *Ohio J. Sci.*, 64(5):376–378.
- Knull, J. N. 1970. Notes and synonymy on Buprestidae (Coleoptera). *Entomol. News*, 81:263–264.
- de Laporte, F. L., and H. L. Gory. 1837. Histoire naturelle et iconographie des insectes coléoptères (livraisons 12–16), Vol. 1, part. Paris, genera paged separately.
- de Laporte, F. L., and H. L. Gory. 1839. Histoire naturelle et iconographie des insectes coléoptères (livraisons 25–36); Vol. 2, part. Paris, genera paged separately.
- LeConte, J. L. 1857. Reports on the U.S. Pacific railroad exploration. 47th parallel. *Insects*, 12:1–72.
- LeConte, J. L. 1860. Revision of the Buprestidae of the United States. *Trans. Amer. Phil. Soc.* (1859), 11 (n.s.):187–258.
- LeConte, J. L. 1866. Additions to the coleopterous fauna of the United States. No. 1. *Proc. Acad. Natur. Sci. Phila.*, 18:361–394.
- Leng, C. W. 1920. Catalogue of the Coleoptera of America, north of Mexico. J. D. Sherman, Mt. Vernon, New York, x + 470 pp.
- von Mannerheim, C. G. 1837. Enumeration des buprestides, et description de quelques nouvelles espèces de cette tribu de la famille des sternoxes, de la collection de M. le Comte Mannerheim. *Bull. Soc. Imp. Natur. Moscou*, 10(8):3–126.
- Melsheimer, F. E. 1845. Descriptions of new species of Coleoptera of the United States. *Proc. Acad. Natur. Sci. Phila.* (1844), 2:134–160.
- von Motschulsky, V. 1859. Coléoptères nouveaux de la Californie. *Bull. Soc. Imp. Natur. Moscou* 32, part 2:122–185.
- von Motschulsky, V. 1860. Insectes de Indes orientales, et de contrées analogues. *Etud. Entomol.*, part 8 (1859), pp. 25–118.
- Nelson, G. H. 1960. Notes on Buprestidae and Schizopodidae. *Bull. Brooklyn Entomol. Soc.*, 55(3):70–74.
- Nelson, G. H. 1962. Notes on the Buprestidae: Part III. *Bull. Brooklyn Entomol. Soc.*, 57(2):56–60.
- Nelson, G. H. 1965. Notes on the Buprestidae: Part IV with a new synonym in *Chrysobothris*. *Bull. Brooklyn Entomol. Soc.*, 59–60:37–41.
- Nelson, G. H. 1975. A review of the *basalis* group of the genus *Chrysobothris* (Coleoptera:Buprestidae). *Coleopt. Bull.*, 29(1):1–30.
- Nelson, G. H. 1976. Lectotype designations in the Mannerheim collection of Buprestidae at the Universitetets Zoologiska Museum, Helsingfors, Finland. *Coleopt. Bull.*, 30(2):167–168.
- Obenberger, J. 1934. *Coleopterorum catalogus*, Vol. 12, pars 132, Buprestidae III. W. Junk, Berlin, pp. 569–781.
- Obenberger, J. 1936a. *Synonymia Agrilorum (Col. Bupr.) II*. *Čas. Česke Společnosti Entomol.*, 33:91–92.
- Obenberger, J. 1936b. *Coleopterorum catalogus*, Vol. 13, pars 152, Buprestidae. V. W. Junk, 's-Gravenhage, pp. 935–1246.
- Obenberger, J. 1936c. Eine festarbeit zum sechzig jährigen jubiläum meines freundes Univ.—Prof. Dr. Embrik Strand. *Festschr. z. 60 geburtstage v. Prof. Dr. Embrik Strand*, 1: 97–145.
- Obenberger, J. 1937. *Coleopterorum catalogus*, Vol. 13, pars 157, Buprestidae VI. W. Junk, 's-Gravenhage, pp. 1247–1714.
- Pochon, V. H. 1967. Beschreibung neuer buprestiden aus der sammlung des Naturwissenschaftlichen Museums, Budapest. 2 Teil. *Ann. Hist.-Natur. Mus. Nat. Hung.*, 59:279–282.

- Say, T. 1839. Descriptions of new North American insects, and observations on some already described. *Trans. Amer. Phil. Soc.* (1836), 6 (n.s.):155–190.
- Sloop, K. D. 1937. A revision of the North American buprestid beetles belonging to the genus *Melanophila* (Coleoptera, Buprestidae). *Univ. Calif. Publ. Entomol.*, 7(1):1–20.
- VanDyke, E. C. 1937. Notes and descriptions of North American Buprestidae and Cerambycidae (Coleoptera). *Bull. Brooklyn Entomol. Soc.*, 32(3):105–116.
- Wellso, S. G. 1973. A new species of *Anthaxia* with notes on other buprestids (Coleoptera:Buprestidae). *Coleopt. Bull.*, 27(4):165–168.

Footnotes

¹ Contribution No. 383, Bureau of Entomology, Division of Plant Industry, Florida Department of Agriculture and Consumer Services, Gainesville, FL 32602.

² Research Associate, Florida State Collection of Arthropods, Division of Plant Industry, Florida Department of Agriculture and Consumer Services.

³ Bílý, 1979. *Acta Zool. Bulgarica*, 13:48, records *Melanophila lecontei* Obenberger as a synonym of *M. hungarica* Csiki. Dr. Bílý (*in litt.*) indicated that he erred in relating *hungarica* with *lecontei* and agrees that it = *opaca*.

ZOOLOGICAL NOMENCLATURE

AN(S) 111

1st November 1979

The Commission hereby gives six months notice of the possible use of its plenary powers in the following cases, published in *Bull. zool. Nom.* Volume 36, part 3, on 1st November 1979, and would welcome comments and advice on them from interested zoologists. Correspondence should be addressed to the Secretary.

2240 *Anaspis* Müller, 1764; *Luperus* Müller, 1764; *Lampyrus* Müller, 1764; and *Clerus* Müller, 1764 (Insecta: Coleoptera): proposed designation of a type species.

2244 *Ptilium* Gyllenhal, 1827 and *Ptenidium* Erichson, 1845 (Insecta: Coleoptera): proposed conservation.

2246 *Chrysomela flavicornis* Suffrian, 1851 and *C. tibialis* Suffrian, 1851 (Insecta: Coleoptera): proposed conservation.

2146 *Rhodesiella plumigera* (Loew, 1860) (Insecta: Diptera): proposed suppression.

Secretary, International Commission on Zoological Nomenclature,
% British Museum (Natural History), Cromwell Road,
London, SW7 5BD, United Kingdom.