

XVIII. *New African Lasiocampidæ in the British Museum.* By CHR. AURIVILLIUS, Hon. F.E.S., F.M.Z.S., etc.

[Read June 7th, 1905.]

PLATE XVI.

IN a collection of seventy African *Lasiocampidæ* kindly sent to me for determination by Sir G. F. Hampson, I have found some new species described in this paper. Three of the species belong to new genera, of which *Haplopacha* and *Chondrostegoides* are of interest as representing the aberrant genus *Chondrostega* in the Ethiopian region.

I have to thank the Entomological Society of London for the beautiful figures illustrating my papers.

GONOMETA REGIA, n. sp.

(Plate XVI, fig. 3.)

♀. Ochreous-brown or yellowish-brown; patagia, mesonotum, legs and under-side of abdomen with a distinct violaceous or purplish tint; fore-wing ochreous-brown the basal fourth and four transverse sinuous bands violaceous-brown, the outermost band ending at vein 2, the median space between band 1 and 2 more or less suffused with violaceous, outer margin darker than the ground-colour between the bands; hind-wing reddish-brown, broadly yellowish at base of inner margin; under-side of both wings ochraceous, violaceous-brown at costal margin, fore-wing behind middle with an obsolete brownish transverse band.

Expanse 155 mm.

UGANDA: Hoima (*S. C. Tomkins*).

This giant moth is most nearly allied to *G. titan*, Holl., which, however, has a much darker ground-colour without violaceous tint and obsolete transverse bands of fore-wing.

TRANS. ENT. SOC. LOND. 1905.—PART III. (OCT.)

GASTROPLAKÆIS RUFESCENS, n. sp.

(Plate XVI, fig. 10.)

♀. Head, thorax, legs and under-side of abdomen pale greyish-brown with a pinkish tint; abdomen above ochraceous-yellow darker at base and without black transverse bands; fore-wing pale greyish-brown with a pinkish tint, two waved brown transverse lines before middle and two such lines about middle, an obsolete angulated brown submarginal line and a black dot at apex of cell, hind border with long grey or blackish hairs and scales; hind-wing pale yellowish broadly suffused with fawn colour at apex and outer margin; wings below pale fawn colour, yellowish towards base without markings.

Expanse 97 mm.

W. AFRICA: Asaba.

PSEUDOMETA PATAGIATA, n. sp.

(Plate XVI, fig. 1.)

Dark umber-brown, with the patagia yellow; fore-wing with a white dot at end of cell and two yellow patches mottled with reddish-brown, one at base of hind margin occupying the base of the areas 1a, 1b, 2 and 3, the other beyond the cell between veins 5 and 6; an irregular submarginal series of fuscous spots.

Expanse 37 mm.

RIV. NIGER: Sapele (*F. W. Sampson*).

This species differs from *Ps. viola* in the more elongate hind-wings. Veins 9 and 10 of fore-wing are somewhat longer than their common stalk.

♂ ANADIASA CERVINA, n. sp.

(Plate XVI, fig. 5.)

Fawn colour; abdomen paler, testaceous. ♂. Fore-wing fawn colour with three fine, simple, fuscous transverse lines, the first sub-basal nearly erect and very indistinct, the second a little behind middle, evenly excurved from costa to vein 5, thence incurved to middle of hind margin, third line submarginal, uneven and more or less dissolved into spots, a small whitish dot at end of cell; hind-wing pale testaceous. ♀ differs by the fore-wing being darker and

suffused with grey at hind margin and outer margin and by the hind-wing being nearly as dark as fore-wing.

Expanse 33–35 mm.

NATAL: *Brit. Museum*; NYASSALAND and GERMAN EAST AFRICA: *Museum Holmiæ*.

Nearly allied to *A.* ("*Philudoria*") *distincta*, Dist., but differing in the simple transverse lines of fore-wing and by the median line not being strongly incurved at costal margin.

TARAGAMA CAPENSIS, n. sp.

(Plate XVI, fig. 11.)

Abdomen, under-side of thorax and legs greyish-brown; palpi yellowish; head and upper-side of thorax whitish, the latter with pale brown patches; fore-wing fuscous-brown with two oblique, very irregularly sinuated, white transverse lines, inner line from middle of costal margin to hind angle of cell and thence following the median vein to middle of cell and ending at hind margin near base, outer line from costal margin to vein 3 nearly parallel to outer margin but forming two distinct projections on inner-side at veins 5 and 8, from vein 3 running obliquely to middle of hind margin and forming two lunules, a spot at base in 1b, a spot at end of cell and a submarginal series of spots yellowish; hind-wing fuscous with transverse white line and a yellow spot at anal angle; wings below fuscous with an irregular transverse submarginal white line and one or two yellowish spots near anal angle.

Expanse 45 mm.

CAPE COLONY: Brak Kloof, April (*White*).

Allied to *Targama cristata* but smaller and also differing in the yellow spots and the darker ground-colour of the wings.

TARAGAMA DISTINGUENDA, n. sp.

(Plate XVI, fig. 13.)

♂. Body brown, darker on upper-side; patagia deep castaneous brown; fore-wing dark castaneous brown paler towards outer margin, an obsolete blackish dot at end of cell and beyond it two transverse blackish-brown lines, the first arched and bent basally at costal margin, the second nearly straight running from costal margin just before apex to last third of hind margin; the usual hind marginal area

lanceolate slightly curved on fore-side, and terminated by a greyish line; very strongly suffused with blackish except at hind margin; hind-wing and under-side of both wings dark brown with pale veins.

Expanse 44 mm.

♀. Body fawn colour with the patagia deep castaneous; fore-wing castaneous, paler behind middle, a very strongly curved transverse median line and another nearly straight oblique line from costal margin just before apex to last third of hind margin, an obsolete angulate submarginal line, hind marginal area lanceolate, fawn colour without silvery streak at front side; hind-wing and under-side of both wings fawn colour.

Expanse 63-65 mm.

NATAL: Durban, October (*G. F. Leigh*). A bred male and female. Also a female from Manau, Nyassaland, in Museum Holmiæ.

Very nearly allied to *T. graberi*, Dewitz, and perhaps only a southern form of that species. The female of *graberi* has the body greyish, the fore-wing fuscous, greyish at termen with the second transverse line running exactly to apex and bent at vein 8; hind-wing and under-side greyish, not fawn-coloured.

T. cuneata, Dist., has the same ground-colour, but is easily distinguished by the cuneate form and the silvery line at front-side of the hind marginal area of fore-wing.

The male has a greater resemblance to the male of *T. sjostedti*, Auriv.

(Larva dark brown with numerous pale reticulate striæ; the thoracic somites dorsally yellow in front, the abdominal somites dorsally yellow behind and with ill-defined diamond-shaped dorsal marks; two fine rather irregular sub-dorsal yellowish lines; the hair on dorsum black, the lateral tufts white.—G. F. H.)

TARAGAMA FUSCA, n. sp.

(Plate XVI, fig. 8.)

♂. Dark blackish grey; patagia blackish brown; fore-wing blackish, along hind margin with a lanceolate dark greyish patch, which on its fore-side near base has a silvery angulated line, behind middle a slightly curved, nearly parallel 3 mm. broad, blackish band, an obsolete irregular curved angulated blackish submarginal line; hind-wing and under-side of both wings dark blackish grey without markings.

Expanse ♂ 33, ♀ 50 mm.

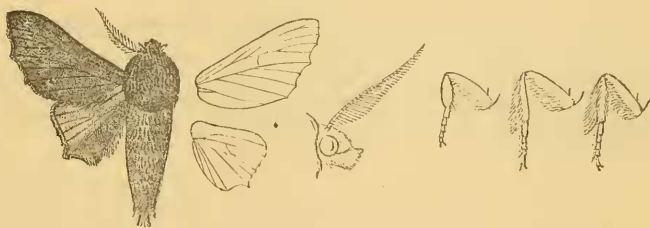
BRIT. E. AFRICA: Ndimu (*C. S. Betton*); Kikuyu (*Crawshay*); Uganda, Kampala (*Christy*).

(♀. Fore-wing more uniform in colour, the patch on inner area paler.—G. F. H.)

The darkest species of *Taragama* known to me.

OCINAROPSIS, n. sp.

Eyes hairy. *Palpi* rather long, porrect, reaching beyond the frons; last joint short, pointed. *Antennæ* nearly alike in both sexes, bipectinate to the apex; branches much longer before middle, suddenly shorter behind middle, hind row of branches at base much longer than the front row. *Legs* hairy; tarsi scaled; front tibiæ unarmed; spurs of hind tibiæ wanting. *Fore-wing* triangular, rather short; outer margin angled at vein 5; vein 2 from near base, 3 nearly from middle of cell, 4 and 5 from angle, 6, 7 and 8 stalked, 9 and 10 on a very long stalk, 9 running to the outer margin well below apex. *Hind-wing*: costal margin nearly straight, lobed at base; outer margin distinctly waved with a longer tooth at vein 2; vein 2 from behind middle of cell, 3 from before angle of cell, 4 and 5 on a short stalk; cell obliquely closed, vein 8 anastomosing with 7 near its base and thus forming a small precostal cell, which has no accessory veinlets.



Ocinaropsis obscura, ♂ ½.

OCINAROPSIS OBSCURA, n. sp.

Dark blackish grey (♀), or blackish brown (♂), thorax and fore-wing with a reddish tint in the male; fore-wing with very minute white point at end of cell and a double submarginal row of obsolescent black and yellowish minute dots; hind-wing paler, blackish at anal

angle; terminal tooth of both wings much longer in male than in female.

Expanse ♂ 27, ♀ 33 mm.

NATAL: Durban (*Leigh*).

♂ PHILOTHERMA SORDIDA, n. sp.

(Pl. XVI, fig. 2.)

♂. Very pale fawn colour or isabelline; fore-wing pale fawn colour, darker at base and behind discal line, whitish between discocellular spot and discal line, a nearly erect slightly waved blackish line before middle and behind middle, a distinct oblique nearly straight black discal line, which at vein 9 is suddenly bent towards costal margin, a submarginal series of small black dots between the nervules, a white, black-ringed spot at end of cell; hind-wing pale fawn at costal margin, whitish towards inner margin, a fine discal black line from costa to vein 6 and a submarginal series of small black dots; under-side of both wings whitish isabelline with a submarginal series of black dots on hind-wing, discal transverse line wanting or obsolete, brownish.

Expanse 62-70 mm.

♀. Differs from the male in both wings being more or less densely sprinkled with blackish scales, especially at outer margin and behind discal line; transverse lines more distinct; discal white black-ringed spot of fore-wing wanting; tarsi black.

Expanse 96 mm.

SIERRA LEONE: (*Brit. Mus.* and *Staudinger's Collection*);
NIGER: Onitsba (*Brit. Mus.*).

Nearly allied to *Ph. jacchus*, Möschl., and *rosa*, Druce, differing from the latter in the paler ground colour and the straight discal line of fore-wing.

LECHRIOLEPIS PULCHRA, n. sp.

(Plate XVI, fig. 12.)

Ochraceous yellow; head, thorax and fore-coxæ densely clothed with long reddish brown hairs; antennæ at tip with blackish branches; fore-wing yellow (nearly lemon yellow), base, a transverse line before middle and another behind middle, and a submarginal irregular row of eight large spots reddish-brown, the discal area between the transverse lines except in cell and at costal margin largely suffused with reddish-brown, a reddish-brown spot at end of

cell and between the discal line and the submarginal row, another row of six reddish-brown spots from hind-margin to vein 7; veins blackish in marginal area; hind-wing yellow with five reddish-brown spots from vein 2 to 7, becoming larger and more distinct towards costal margin, veins 4-7 blackish at termen; wings below yellow with submarginal row of brownish spots.

Expanse 72 mm.

BRIT. CENTRAL AFRICA: Fwambo.

Nearly allied to *L. varia*, Walk., but differing in the reddish suffusion of the fore-wing and probably distinct.

BERALADE, Walk.

The genera *Chilena*, Walk. (1855), and *Lahea*, Wallengr. (1865), are not structurally distinct from *Beralade*. *Sena*, Walk. (1862), is also probably founded on a species of this genus.

Some of the species of *Beralade* are very nearly allied, and may perhaps only be colour-varieties. At present we know however but little of their variability. The species of *Beralade* are found in dry regions, and the larvæ feed probably on thorny bushes in the desert.

I give here a key to the African species known to me, including also the new ones described below.

KEY TO THE AFRICAN SPECIES.

A. Tarsi ringed with black. Fore-wing without silvery mark at the end of the cell. Fore-wing with (1)-2 oblique dark stripes, one discal, the other submarginal or marginal.

a. Costa of fore-wing distinctly but narrowly ochreous yellow. Palpi orange, black or blackish on outer side.

*. Body and fore-wing whitish.

a. Stripes of fore-wing macular, composed of small streaks on the veins, or dentate. Discal stripe ending at the apex of vein 9

1. *B. perobliqua*, Walk.

- b. Stripes of fore-wing continuous and even.
1. Discal stripe of fore-wing very oblique, ending at apex of vein 8; veins of fore-wing white, distinctly paler than the ground 2. *B. continua*, Auriv.
 2. Discal stripe of fore-wing less oblique, ending at apex of fore-wing. Veins of fore-wing not paler than the ground 3. *B. obliquata*, Klug.
 - * *. Body and wings fuscous, mouse-colour 4. *B. fumosa*, Dist.
- β. Costa of fore-wing not yellow. Palpi not, or only pale orange. Discal stripe oblique.
- *. Body and wings milky-white or greyish. Outer stripe narrow, submarginal 5. *B. wallengreni*, Auriv.
 - * *. Body and wings dark fuscous. Stripes of fore-wing blackish; outer stripe broad marginal, composed of large spots 6. *B. bettoni*, Auriv.
- B. Tarsi not ringed, unicolorous.
- a. Fore-wing with a white or silvery mark at end of cell.
 - *. Fore-wing reddish-fawn colour, with three oblique darker stripes. Discocellular white mark of fore-wing short and straight 7. *B. prompta*, Walk.
 - * *. Fore-wing greyish or cinereous, with only one oblique, nearly submarginal stripe. Discocellular mark angulated.
 - a. Discocellular white mark short, not produced at hind angle to the middle of cell; oblique stripe waved and dentate, not bordered with white 8. *B. levenna*, Wallengr.

- b. Discocellular white mark produced at hind angle towards the base along the median vein nearly to middle of cell; oblique stripe nearly even, bordered with white on inner side.
1. Fore-wing more or less tinged with fawn; oblique stripe curved towards the middle of hind margin. Hind-wing without blackish patch at anal angle . . . 9. *B. donaldsoni*, Holl.
2. Fore-wing brownish-grey or greyish; oblique stripe nearly straight. Hind-wing with a distinct blackish patch at anal angle . . . 10. *B. marshalli*, Auriv.*
- β. Fore-wing without white mark at end of cell. Wings yellowish-brown, fore-wing with two, hind-wing with one dark transverse line 11. *B. simplex*, Auriv.

♂ BERALADE CONTINUA, n. sp.

(Plate XVI, fig. 14.)

Milky-white or greyish-white; palpi orange, black on outer side; a yellow hair-pencil at base of antennæ; antennæ whitish with yellow branches; fore and middle tibiæ yellow on inner side; tarsi orange ringed with black; upper-side of fore-wing whitish (♂) or more greyish (♀), with the costa narrowly edged with yellow, two even and continuous oblique darker stripes, one discal from the hind margin before middle to apex of vein 8 (or 9) nearly straight or slightly curved, the other submarginal more curved and sometimes obsolete; the areas between subcostal veins usually suffused with fuscous especially in the female, a short blackish streak at the root; under-side suffused with dark fuscous, at least in anterior part. Hind-wing on both sides whitish (♂) or fuscous grey (♀).

Expanse 32-34 mm.

MACHAKOS (*R. C. Crawshay*); MUANI (*Betton*); ATHIY-MAWE (*Betton*); TAKAUNGA (*Thomas*); UGANDA (*Christy*).

* May be a local race of *B. Donaldsoni*.

♂ BERALADE BETTONI, n. sp.

(Plate XVI, fig. 9.)

Dark fuscous grey, upper-side of thorax somewhat paler; tarsi ringed with black; fore-wing fuscous, veins paler, a blackish stripe in cell, a broad oblique, nearly straight, blackish stripe from apex to middle of hind margin, a similar marginal stripe; hind-wing and under-side of both wings dark fuscous, unicolorous.

Expanse 32 mm.

BRIT. EAST AFRICA: Nakuro (*C. S. Betton*), February.

♂ BERALADE (CHILENA) SIMPLEX, n. sp.

(Plate XVI, fig. 6.)

Bright yellowish brown; fore-wing with two transverse, slightly curved, somewhat oblique and nearly parallel blackish brown lines, a minute brown dot at end of cell, cilia brown; hind-wing with a distinct, median, slightly curved, dark brown transverse line; both wings beneath with a transverse median brown line.

Expanse 27 mm.

NATAL: Durban (*Col. Bowker*).

Differs from typical *Chilena* in vein 8 of hind-wing anastomosing with vein 7 from its origin.

♂ BOMBYCOPSIS CONSPERSA, n. sp.

(Plate XVI, fig. 4.)

♂. Yellowish, thorax above darker greyish yellow; fore-wing greyish flesh-colour suffused with fuscous grey, with two nearly straight transverse pale lines, one before middle very indistinct, the other beyond apex of cell distinct and followed on outer side by a broad fuscous grey transverse diffused band; a very broken submarginal fuscous line terminating on inner side the marginal area, which is densely suffused with olivaceous grey, no dot at end of cell, the cell, darker than the surrounding parts; hind-wing pale yellowish with an obsolescent pale flesh-coloured transverse shade in the middle. Wings below ochreous yellow, slightly suffused with brownish or fuscous at costal margins.

Expanse 45 mm.

BRIT. EAST AFRICA: N'gong (*R. C. Crawshaw*).

Nearly allied to *Bombycopsis indecora*, Walk., and *B. venosa*, Butl., and somewhat intermediate between

these two species. *B. conspersa* is larger than *indecora* and has a yellowish and not a grey ground-colour; from *venosa* it differs in having the thorax and the fore-wings much darker and suffused with grey or fuscous; the veins are not so distinctly yellow as in *venosa*.

OLYRA RECTILINEATA, n. sp.

(Plate XVI, fig. 7.)

♀. Dark reddish brown; abdominal segments above with pale hind marginal borders; fore-wing above with two entirely straight and erect transverse parallel pale yellowish lines, one before the other behind middle, an irregular submarginal series of short yellowish erect lines between the veins; hind-wing with a fine yellowish line from costal margin at least to end of cell (sometimes obsolete); fore-wing below much paler yellowish, reddish brown at apex and at termen; hind-wing below reddish brown with two, in the middle very angulate, transverse, pale yellowish lines.

Expanse 39–40 mm.

GAZALAND: Mt. Chirinda (*G. A. K. Marshall*), December. MASHONALAND (*Dobbie*).

Two females, one in Brit. Museum, one in Museum Holmiæ.

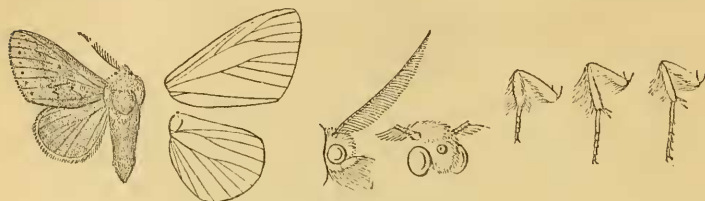
HAPLOPACHA, nov. gen.

Palpi entirely hidden by long hairs; frons with slight corneous prominence. *Antennæ* of male bipectinate to apex; branches moderately long. Head, thorax and legs clothed with hairlike scales. Fore-legs slender, unarmed; middle and hind tibiæ with two apical spurs. *Abdomen* short not reaching beyond tornus. *Cell* of both wings open. *Fore-wing* short, triangular; vein 2 from behind middle of cell, slightly curved, 3 from slightly nearer to 4 than to 3, 4 and 5 from hind angle, 6 and 7 stalked, 8 from the long stalk of 9 and 10, 9 running to termen near apex. *Hind-wing* short, obtuse; costal margin nearly straight; vein 2 from middle of cell, 3 nearer to 4, 4 and 5 from the same point, 7 well separated from 8, 8 anastomosing with cell near base, forming a very narrow pre-costal cell, one thick, curved accessory veinlet at base.

A very distinct genus, allied to *Chondrostega* and *Chondrostegoides*, but differing from both in vein 8 of fore-wing being emitted from the long stalk of 9 and 10 and vein 8 of hind-wing not anastomosing from base with the cell, but forming a narrow pre-costal cell.

HAPLOPACHA CINEREA, n. sp.

♂. Cinereous grey; fore-wing with two obsolete transverse fuscous lines or shades, a dark dot at end of cell and a submarginal series of



Haplopacha cinerea, ♂ 1.

black dots; hind-wing on both sides and fore-wing below unicolorous fuscous grey. Antennæ with the branches yellowish-brown.

Expanse 26 mm.

RHODESIA: Sebakwe.

A single, rather badly damaged specimen.

CHONDROSTEGOIDES, nov. gen.

Palpi very minute. *Eyes* small, hairy. *Antennæ* bipectinate to tip in both sexes, branches rather long in male, shorter in female. *Frons* with a conical corneous prominence, short in male, much longer in female. *Fore tibiæ* normal, unarmed; *middle and hind tibiæ* without spurs. *Cell* of both wings open. *Fore wing* with costal and hind margins straight, outer margin regularly curved; vein 3 from middle between 2 and 4, 6 and 7 stalked, 8 free from middle between 7 and 9+10, 9 and 10 stalked both running to termen, 11 to apex. *Hind-wing* with vein 3 from middle between 2 and 4, 8 entirely anastomosing with cell to middle between base and vein 7, two short accessory veinlets at base.

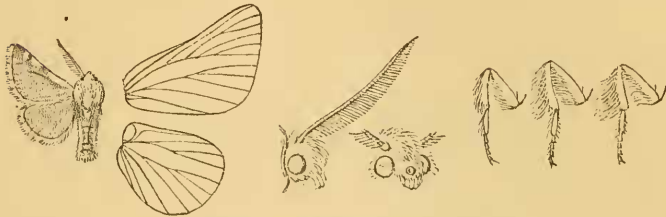
Nearly allied to *Chondrostega* (Led.) differing, in the normal, unarmed tibiæ and the winged female. *Frons* with a single conical prominence only.

CHONDROSTEGOIDES CAPENSIS, n. sp.

♂. Ashy-grey, fore-wing above, with two white spots at costal margin near apex, cilia of both wings chequered with whitish;

under-side of fore-wing fuscous grey, with three white spots at costal margin near apex separated by blackish streaks; under-side of hind-wing white, a spot at base of costa, the cell and the base of the areas 2-4 brown; two angulated blackish lines across the middle, inner line indistinct in the cell.

Expanse 18 mm.



Chondrostegoïdes capensis, ♂ 1.

♀. Unicolorous, dark grey. Hind-wing below with an obsolescent fuscous median band. Abdomen without terminal tuft.

Expanse 22 mm.

CAPE COLONY: Deelfontein, October.

The male is in beautiful condition, but the female is rather rubbed.

EXPLANATION OF PLATE XVI.

-
- Fig. 1. *Pseudometa patagiata*.
2. *Philotherma sordida*.
3. *Gonometa regia*.
4. *Bombycopsis conspersa*.
5. *Anadiasa cervina*.
6. *Beralade simplex*.
7. *Olyra rectilineata*.
8. *Taragama fusca*.
9. *Beralade bettoni*.
10. *Gastrophlakæis rufescens*.
11. *Taragama capensis*.
12. *Lechriolepis pulchra*.
13. *Taragama distinguenda*.
14. *Beralade continua*.