

PRELIMINARY REPORT ON THE FALSE SPIDER MITES (ACARI:
TENUIPALPIDAE) FROM BRAZIL AND PARAGUAY

CARLOS H. W. FLECHTMANN

Dept. Zoology, ESA "LQ", Univ. São Paulo, 13400 Piracicaba, São Paulo, Brazil

ABSTRACT—An annotated list of 11 species of tenuipalpid mites from Brazil and Paraguay is presented.

Very little is known about false spider mites in Brazil and Paraguay. References from Brazil are from Bondar (1928), Bitancourt *et al.* (1933), Amaral (1951), Ehara (1966), Arruda & Flechtmann (1967), Paschoal (1968), Paschoal & Reis (1968); references from Paraguay are from Alvarez *et al.* (1955), Nickel (1958) and Knorr *et al.* (1968).

There are also two general papers by Flechtmann (1967) and by Aranda (1969) which were presented as thesis to the Escola Superior de Agricultura "Luiz de Queiroz", Univ. São Paulo, Piracicaba. Since these are not widely distributed, it has been thought best to bring the literature up to date, even though much is yet to be done on plant mites from these areas.

Pentamerismus oregonensis McGregor

Pentamerismus oregonensis McGregor, 1949:27.

This widespread species on conifers was collected from these plants in Piracicaba, São Paulo, Brazil. Ehara (1966) mentioned it from Rio Claro, São Paulo.

Brevipalpus phoenicis (Geijskes)

Tenuipalpus phoenicis Geijskes, 1939:230.

Brevipalpus phoenicis; Sayed, 1946:99.

This species worldwide in distribution and exhibits an enormous host range. It has been taken from many plants in Brazil in the states of Alagoas, Pernambuco, Ceará, Minas Gerais, Bahia, Rio de Janeiro, São Paulo and Paraná.

Known hosts in Brazil: *Acalypha*, *Acnistus*, *Allamanda*, *Amarilis*, *Bidens*, *Calathea*, *Capsicum*, *Carica*, *Castanea*, *Citrus*, *Coffea*, *Dahlia*, *Esembeckia*, *Lantana*, *Luffa*, *Manihot*, *Melissa*, *Mespilus*, *Passiflora*, *Pereskya*, *Persea*, *Petunia*, *Pittosporum*, *Podranea*, *Potomorphae*, *Prunus*, *Psidium*, *Punica*, *Pyrus*, *Rhododendron*, *Rollinia*, *Rosmarinus*, *Rubus*, *Sechium*, *Tabebuia*, *Thea*, *Theobroma*, *Vitis*, *Zinnia*.

In Paraguay it has been collected on *Citrus*, *Ligustrum japonicum* Hort, *Mani-*

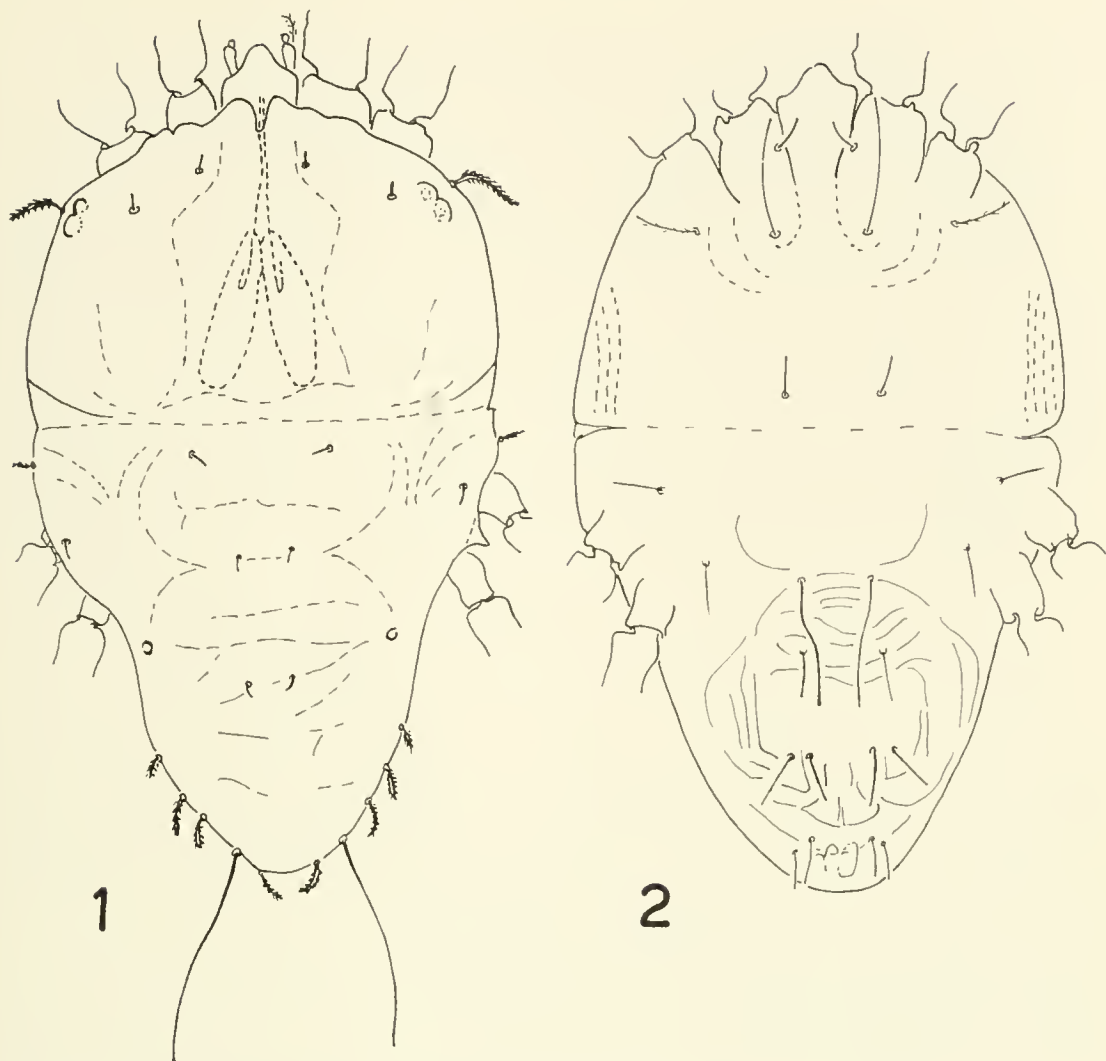


Fig. 1-2. *Tenuipalpus cedrelae*, female. 1, Dorsal. 2, Ventral.

lot utilissima Pohl, *Psidium guajava* Raddi, *Prunus persica* Stokes, *Saccharum* sp. and *Vitis vinifera* Marsh.

Brevipalpus obovatus Donnadieu

Brevipalpus obovatus Donnadieu, 1875:116.

This is also a widespread species and has been taken, in the State of São Paulo, Brazil, from: *Artemisia*, *Calathea*, *Coffea*, *Cucurbita*, *Dahlia*, *Ficus*, *Hibiscus*, *Holocalyx*, *Jasminum*, *Melissa*, *Pyrus*, *Poinciana*, *Punica*, *Rhododendron*, *Rubus* and *Vitis*, and in the state of Bahia, Brazil, from *Citrus*.

Tenuipalpus heveae Baker

Tenuipalpus heveae Baker, 1945:36.

This species is only known from the type-species, on *Hevea*, Belterra, Pará, Brazil.

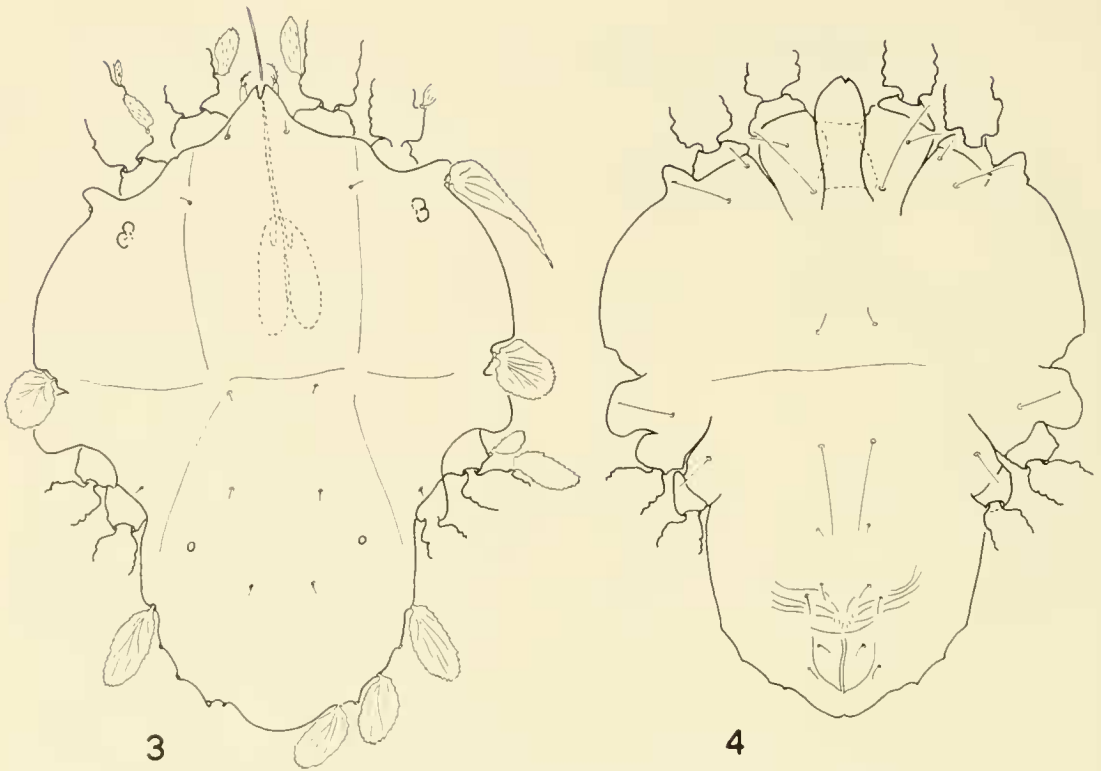


Fig. 3-4. *Tenuipalpus latiseta*, female. 3, Dorsal. 4, Ventral.

Tenuipalpus pacificus Baker

Tenuipalpus pacificus Baker, 1945:38.

This species is a well known orchid pest; it was taken from several Orchidaceae at Fortaleza, Ceará, Brazil.

Tenuipalpus anacardii De Leon

Tenuipalpus anacardii De Leon, 1965:67.

This species, described from British Guyana, was collected from cashews, *Anacardium occidentale* L., at Fortaleza, Ceará, Brazil.

Tenuipalpus micheli Lawrence

Tenuipalpus micheli Lawrence, 1940:111.

This species is reported from *Campomanesia rhombea* Berg. and *Psidium guajava* Raddi from Paraguay (Aranda, 1969).

Tenuipalpus cedrelae De Leon

fig. 1, 2

Tenuipalpus cedrelae De Leon, 1957:90.

This species, described from *Cedrela fissilis* Vell. from Mexico, was collected at Joinville, Santa Catarina, Brazil, from the same host, causing intense bronzing and early leaf drop.

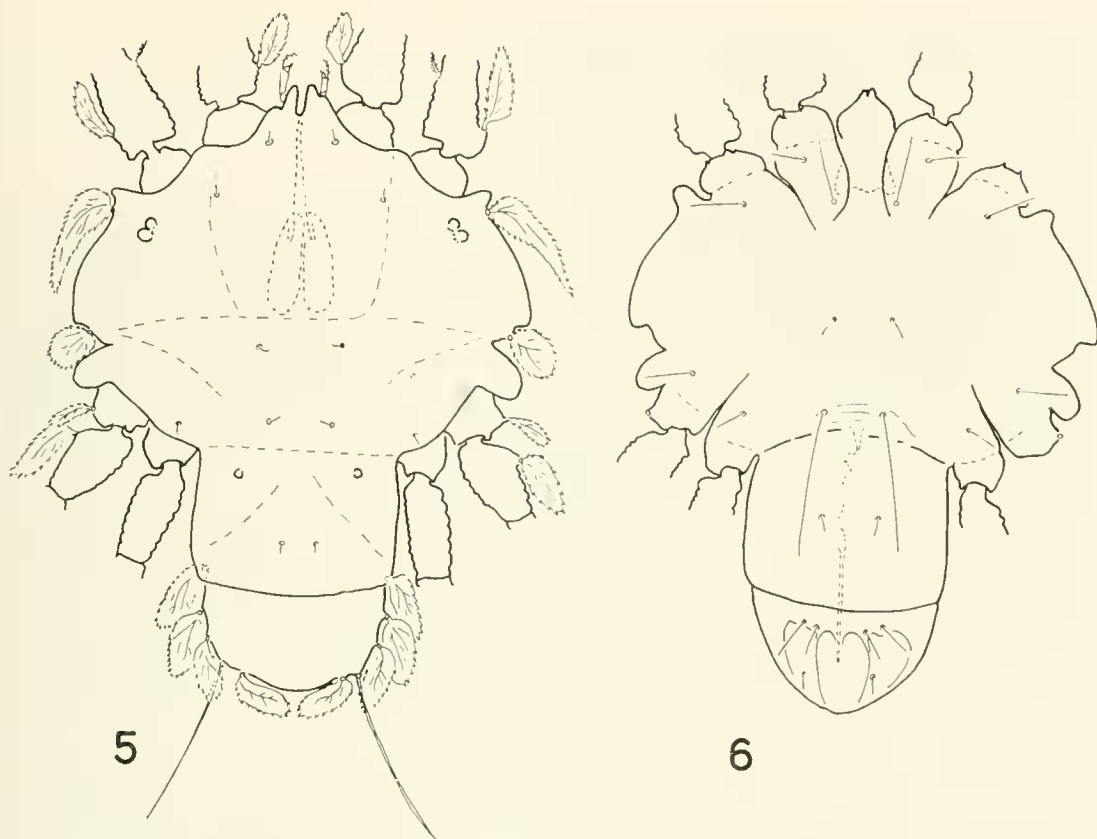


Fig. 5-6. *Tenuipalpus latiseta*, male. 5, Dorsal. 6, Ventral.

Tenuipalpus latiseta Aranda

fig. 3-6

Tenuipalpus latiseta Aranda, 1974:16.

This species is close to *T. hastaligni* De Leon, *T. lucumae* De Leon and *T. anacardii* De Leon, differing mainly in the much longer third dorsopropodosomal setae and by its shape.

Female: Bright red, greatly flattened. Palpus with 3 segments, the 2nd bearing a serrate seta dorsally, the 3rd with 2 terminal sensory rods and a smooth minute seta. Femur I with inner setae broadly spatulate. Rostral shield with short medioanterior incision. Body with chaetotaxy and markings as shown in fig. 3. First and 2nd dorsopropodosomal setae minute, 3rd arising from small tubercle, elongate, spatulate, reaching almost to caudal margin of propodosoma. Medio-dorsal area of hysterosoma smooth; 3 pairs of mediadorsal setae, minute; humeral setae orbicular spatulate. First dorsolaterals minute; 2nd, 4th and 6th dorsolaterals broadly spatulate; other dorsolaterals not seen.

Length of body 360 μ ; width 270 μ .

Male: Similar to female; 1st dorsolateral setae minute; 5th dorsolateral long, flagelliform; other dorsolaterals broadly spatulate. As figured.

Length of body 280 μ ; width 200 μ .

Holotype: Female, collected from a non-identified plant of the family Celastraceae, at Corumbataí, São Paulo, Brazil (B. R. Aranda

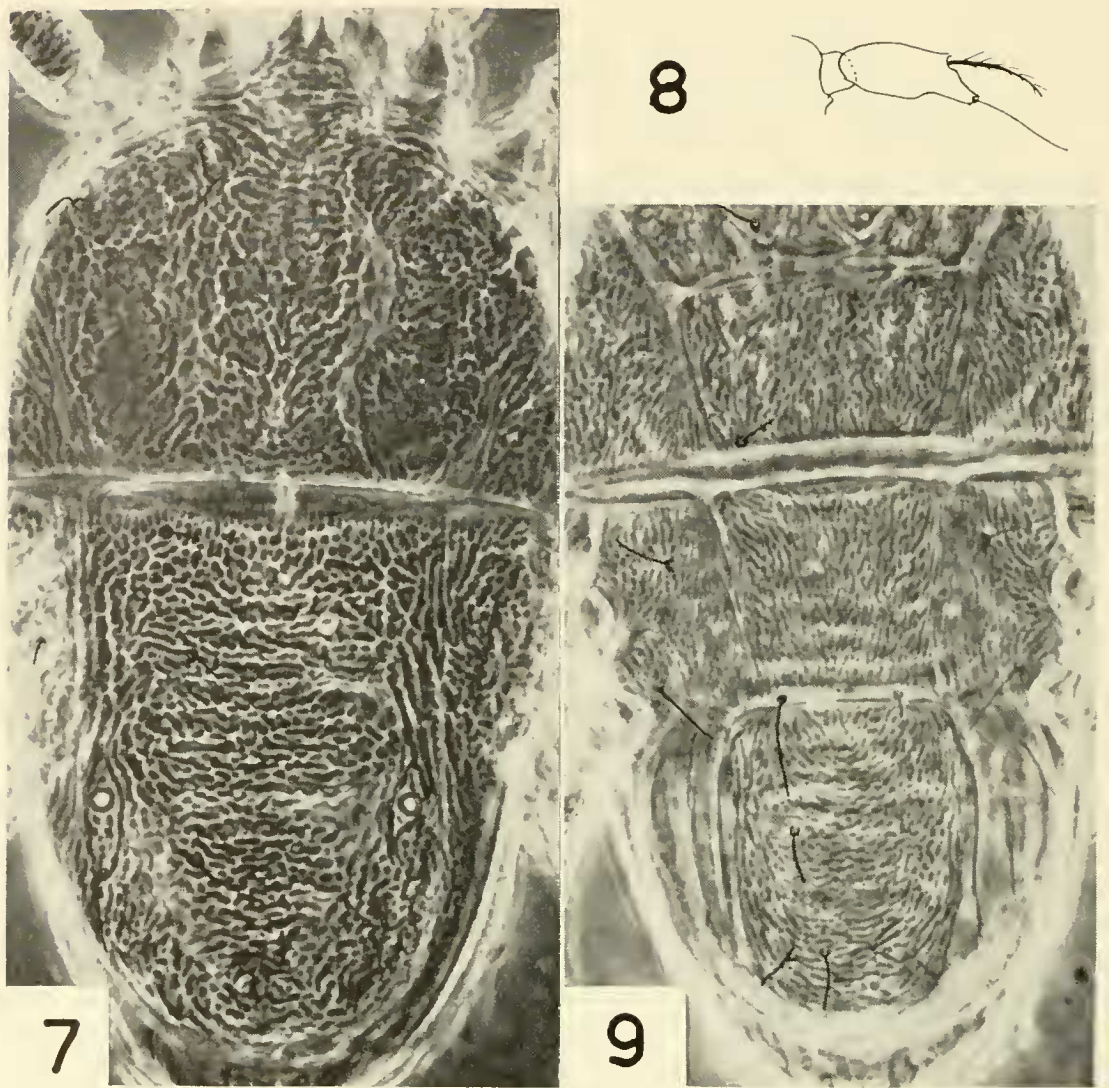


Fig. 7-9. *Colopalpus oxalis*, female. 7, Dorsal. 8, Palpus. 9, Ventral.

C.), in the collection of the Dept. Zoology, ESA“LQ”, Univ. São Paulo, Piracicaba.

Paratype: One male, same data and on the same slide as holotype.

Dolichotetranychus floridanus (Banks)

Stigmaeus floridanus Banks, 1900:77.

Dolichotetranychus floridanus; Sayed, 1938:606.

This species is spread throughout the tropics on pineapples. It is a serious pest of *Ananas* in the states of Paraíba, Pernambuco, Minas Gerais, Espírito Santo and São Paulo. Variety Cayenne of pineapples seems to be the most susceptible, where this mite causes intense wilting of the plants. It was also found on a wild Bromeliaceae in Pernambuco (Arruda and Flechtmann, 1967).

Colopalpus oxalis Flechtmann

fig. 7-9

Colopalpus oxalis Flechtmann, 1971:46.

This species is distinct in presenting a barbed subterminal seta on the palpus, by the dorsal sculptures and by presenting simple and short dorsopropodosomal setae.

Female: Rostrum extending to middle of femur I. Distal segment of palp with barbed subterminal seta. Tarsus I and II each with 1 solenidion; claws represented by elongate padlike structure with 2 rows of tenent hairs; empodium identical to claws. Rostral scutum with deep median incision. Dorsum of idiosoma characteristically reticulated. Dorsal setae simple; 4th pair of dorsolateral hysterosomal flagelliform. Anterior medioventral setae half as long as posterior medioventral.

Length of body 214 μ , including gnathosoma 240 μ ; width 72 μ .

Male: Not seen.

Holotype: Female, on *Oxalis* sp., Piracicaba, São Paulo, Brazil, (C. H. W. Flechtmann) in the collection of the Dept. Zoology, ESA“LQ”, Univ. São Paulo, Piracicaba.

Paratypes: 7 females, same data.

REFERENCES

- Alvarez, L. A., A. Michalowski and M. Chuchuy. 1955. Curso de Fitopatologia y Entomologia Agricola. Min. Agric. Ganad. Bol. 117, 228 pp., mimeogr. Asuncion, Paraguay.
- Amaral, J. F. 1951. A infestação de ácaros nos cafezais. Biologico, São Paulo. 17(7):130.
- Aranda C., B. R. 1969. Contribuição para o conhecimento de ácaros de plantas do Paraguay. M.S. Thesis, ESA“LQ”, Univ. São Paulo, Piracicaba, Aug. 27, 1969, 41 pp. (Privately published).
- . 1974. Tetranychoida (Acari) de uma área de cerrado do Estado de São Paulo. Doctoral Thesis, ESA“LQ”, Univ. São Paulo, Piracicaba, April 18, 1974, 47 pp. (Privately published).
- Arruda, G. P. and C. H. W. Flechtmann. 1967. Murcha de abacaxizeiros causada por ácaros. Rev. Agric., Piracicaba. 42(4):172.
- Baker, E. W. 1945. Mites of the genus *Tenuipalpus* (Acarina: Trichadenidae). Proc. Entomol. Soc. Wash. 47(2):33-38.
- Banks, N. 1900. The red spiders of the United States (*Tetranychus* and *Stigmaeus*). U.S. Dept. Agric. Div. Entomol., Tech. Ser. 8:65-77.
- Bitancourt, A. A., J. P. Fonseca and M. Autuori. 1933. Manual de Citricultura. 2ª parte: doenças, pragas e tratamentos. Edit. Chácaras e Quintais, 212 pp., São Paulo.
- Bondar, G. 1928. Relatório . . . Bol. Lab. Patol. Vegetal, Bahia. 4:39-46.
- De Leon, D. 1957. The genus *Tenuipalpus* in Mexico (Acarina, Tenuipalpidae). Fla. Entomol. 40(3):81-93.
- . 1965. New Tenuipalpidae (false spider mites) from British Guiana with notes on four described species. Fla. Entomol. 48(1):65-75.

- Donnadieu, A. L. 1875. Recherches pour servir à l'Histoire des Tétranyques. Theses, Faculté des Sciences de Lyon, 134 p. Also published in Ann. Soc. Linn. Lyon (n. sér.). 22(1876):29-136.
- Ehara, S. 1966. Some mites associated with plants in the State of São Paulo, with a list of plant mites of South America. Jap. J. Zool. 15(2):129-150.
- Flechtmann, C. H. W. 1967. Contribuição para o conhecimento dos ácaros de plantas de algumas regiões do Estado de São Paulo. Doctoral Thesis, ESA "LQ", Univ. São Paulo, Piracicaba, Dec. 17, 1967, 47 pp. (Privately published).
- . Alguns Trombidiformes do Brasil e do Paraguai (Acari). Livre Docência Thesis, ESA "LQ", Univ. São Paulo, Piracicaba, Sept. 22, 1971, 63 pp. (Privately published).
- Geijskes, D. C. 1939. Beiträge zur Kenntnis der europaischen Spinnmilben (Acari, Tetranychidae), mit besonderer Beruecksichtigung der niederlaendischen Arten. Meded. Landbhoog. Wageningen. 42(4):1-68.
- Knorr, L. C., H. A. Denmark and H. C. Burnett. 1968. Occurrence of *Brevipalpus* mites, leprosis and false leprosis on citrus in Florida. Fla. Entomol. 51(1):11-17.
- Lawrence, R. F. 1940. Three new parasitic mites (Acarina) from South Africa. J. Entomol. Soc. So. Afr. 3:109-115.
- McGregor, E. A. 1949. Nearctic mites of the family Pseudoleptidae. Mem. So. Calif. Acad. Sci. 3(2):1-45.
- Nickel, J. L. 1958. Agricultural insects of the Paraguayan Chaco. J. Econ. Entomol. 51(5):633-637.
- Paschoal, A. D. 1968. Espécies de ácaros encontradas em plantas no Estado de São Paulo. Ciência e Cultura, São Paulo. 20(2):258.
- Paschoal, A. D. and P. R. Reis. 1968. Relação de ácaros encontrados em plantas. Rev. Agric., Piracicaba. 43(3,4):137-139.
- Sayed, M. T. 1938. Sur une nouvelle sous-famille et deux nouveaux genres de tétraniques (Acariens). Bull. Mus. Nat. Hist. Natur, Paris (sér. 2). 10:601-610.
- . 1946. Description of *Tenuipalpus granati* nov. spec. and *Brevipalpus pyri* nov. spec. Bull. Soc. Fouad I^{er} Entomol. 30:99-104.