



SMITHSONIAN

CONTRIBUTIONS TO KNOWLEDGE.

VOL. XXXI.



EVERY MAN IS A VALUABLE MEMBER OF SOCIETY WHO, BY HIS OBSERVATIONS, RESEARCHES, AND EXPERIMENTS, PROCURES
KNOWLEDGE FOR MEN.—SMITHSON.



CITY OF WASHINGTON:

PUBLISHED BY THE SMITHSONIAN INSTITUTION.

1895.

ADVERTISEMENT.

THIS volume forms the thirty-first of a series, composed of original memoirs on different branches of knowledge, published at the expense and under the direction of the Smithsonian Institution. The publication of this series forms part of a general plan adopted for carrying into effect the benevolent intentions of JAMES SMITHSON, Esq., of England. This gentleman left his property in trust to the United States of America to found at Washington an institution which should bear his own name and have for its objects the "*increase and diffusion of knowledge among men.*" This trust was accepted by the Government of the United States, and acts of Congress were passed August 10, 1846, and March 12, 1894, constituting the President, the Vice-President, the Chief Justice of the United States Supreme Court, and the heads of Executive Departments an establishment under the name of the "SMITHSONIAN INSTITUTION, FOR THE INCREASE AND DIFFUSION OF KNOWLEDGE AMONG MEN." The members of this establishment are to hold stated and special meetings for the supervision of the affairs of the Institution and for the advice and instruction of a Board of Regents to whom the financial and other affairs are intrusted.

The Board of Regents consists of two members *ex officio* of the establishment, namely, the Vice-President of the United States and the Chief Justice of the Supreme Court, together with twelve other members, three of whom are appointed from the Senate from its own body, three from the House of Representatives from its members, and six persons appointed by a joint resolution of both Houses. To this Board is given the power of electing a Secretary and other officers for conducting the active operations of the Institution.

To carry into effect the purposes of the testator, the plan of organization should evidently embrace two objects: one, the increase of knowledge by the addition of new truths to the existing stock; the other, the diffusion of knowledge, thus increased, among men. No restriction is made in favor of any kind of knowledge, and hence each branch is entitled to and should receive a share of attention.

The act of Congress establishing the Institution directs, as a part of the plan of organization, the formation of a library, a museum, and a gallery of art, together with provisions for physical research and popular lectures, while it leaves to the Regents the power of adopting such other parts of an organization as they may deem best suited to promote the objects of the bequest.

After much deliberation, the Regents resolved to apportion the annual income specifically among the different objects and operations of the Institution in such manner as may, in the judgment of the Regents, be necessary and proper for each, according to its intrinsic importance, and a compliance in good faith with the law.

The following are the details of the parts of the general plan of organization provisionally adopted at the meeting of the Regents December 8, 1847:

DETAILS OF THE FIRST PART OF THE PLAN.

I. TO INCREASE KNOWLEDGE.—*It is proposed to stimulate research by offering rewards for original memoirs on all subjects of investigation.*

1. The memoirs thus obtained to be published in a series of volumes, in a quarto form, and entitled "Smithsonian Contributions to Knowledge."

2. No memoir on subjects of physical science to be accepted for publication which does not furnish a positive addition to human knowledge, resting on original research; and all unverified speculations to be rejected.

3. Each memoir presented to the Institution to be submitted for examination to a commission of persons of reputation for learning in the branch to which the memoir pertains, and to be accepted for publication only in case the report of this commission is favorable.

4. The commission to be chosen by the officers of the Institution, and the name of the author, as far as practicable, concealed, unless a favorable decision be made.

5. The volumes of the memoirs to be exchanged for the transactions of literary and scientific societies, and copies to be given to all the colleges and principal libraries in this country. One part of the remaining copies may be offered for sale, and the other carefully preserved to form complete sets of the work to supply the demand from new institutions.

6. An abstract, or popular account, of the contents of these memoirs to be given to the public through the annual report of the Regents to Congress.

II. TO INCREASE KNOWLEDGE.—*It is also proposed to appropriate a portion of the income annually to special objects of research, under the direction of suitable persons.*

1. The objects and the amount appropriated to be recommended by counselors of the Institution.

2. Appropriations in different years to different objects, so that in course of time each branch of knowledge may receive a share.

3. The results obtained from these appropriations to be published, with the memoirs before mentioned, in the volumes of the Smithsonian Contributions to Knowledge.

4. Examples of objects for which appropriations may be made:

(1) System of extended meteorological observations for solving the problem of American storms.

(2) Explorations in descriptive natural history, and geological, mathematical, and topographical surveys, to collect material for the formation of a physical atlas of the United States.

(3) Solution of experimental problems, such as a new determination of the weight of the earth, of the velocity of electricity, and of light; chemical analyses of soils and plants; collection and publication of scientific facts, accumulated in the offices of Government.

(4) Institution of statistical inquiries with reference to physical, moral, and political subjects.

(5) Historical researches and accurate surveys of places celebrated in American history.

(6) Ethnological researches, particularly with reference to the different races of men in North America; also explorations and accurate surveys of the mounds and other remains of the ancient people of our country.

I. TO DIFFUSE KNOWLEDGE.—*It is proposed to publish a series of reports, giving an account of the new discoveries in science, and of the changes made from year to year in all branches of knowledge not strictly professional.*

1. Some of these reports may be published annually, others at longer intervals, as the income of the Institution or the changes in the branches of knowledge may indicate.

2. The reports are to be prepared by collaborators eminent in the different branches of knowledge.

3. Each collaborator to be furnished with the journals and publications, domestic and foreign, necessary to the compilation of his report; to be paid a certain sum for his labors, and to be named on the title-page of the report.

4. The reports to be published in separate parts, so that persons interested in a particular branch can procure the parts relating to it without purchasing the whole.

5. These reports may be presented to Congress for partial distribution, the remaining copies to be given to literary and scientific institutions and sold to individuals for a moderate price.

The following are some of the subjects which may be embraced in the reports:

I. PHYSICAL CLASS.

1. Physics, including astronomy, natural philosophy, chemistry, and meteorology.
2. Natural history, including botany, zoology, geology, etc.
3. Agriculture.
4. Application of science to arts.

II. MORAL AND POLITICAL CLASS.

5. Ethnology, including particular history, comparative philology, antiquities, etc.
6. Statistics and political economy.
7. Mental and moral philosophy.
8. A survey of the political events of the world; penal reform, etc.

III. LITERATURE AND THE FINE ARTS.

9. Modern literature.
10. The fine arts, and their application to the useful arts.
11. Bibliography.
12. Obituary notices of distinguished individuals.

II. TO DIFFUSE KNOWLEDGE.—*It is proposed to publish occasionally separate treatises on subjects of general interest.*

1. These treatises may occasionally consist of valuable memoirs translated from foreign languages, or of articles prepared under the direction of the Institution, or procured by offering premiums for the best exposition of a given subject.

2. The treatises to be submitted to a commission of competent judges previous to their publication.

DETAILS OF THE SECOND PART OF THE PLAN OF ORGANIZATION.

This part contemplates the formation of a library, a museum, and a gallery of art.

1. To carry out the plan before described a library will be required consisting, first, of a complete collection of the transactions and proceedings of all the learned societies of the world; second, of the more important current periodical publications and other works necessary in preparing the periodical reports.

2. The Institution should make special collections particularly of objects to illustrate and verify its own publications; also a collection of instruments of research in all branches of experimental science.

3. With reference to the collection of books other than those mentioned above, catalogues of all the different libraries in the United States should be procured, in order that the valuable books first purchased may be such as are not to be found elsewhere in the United States.

4. Also catalogues of memoirs and of books in foreign libraries and other materials should be collected, for rendering the Institution a center of bibliographical knowledge, whence the student may be directed to any work which he may require.

5. It is believed that the collections in natural history will increase by donation as rapidly as the income of the Institution can make provision for their reception, and therefore it will seldom be necessary to purchase any article of this kind.

6. Attempts should be made to procure for the gallery of art casts of the most celebrated articles of ancient and modern sculpture.

7. The arts may be encouraged by providing a room, free of expense, for the exhibition of the objects of the Art Union and other similar societies.

8. A small appropriation should annually be made for models of antiquities, such as those of the remains of ancient temples, etc.

9. The Secretary and his assistants, during the session of Congress, will be required to illustrate new discoveries in science and to exhibit new objects of art. Distinguished individuals should also be invited to give lectures on subjects of general interest.

In accordance with the rules adopted in the programme of organization, the memoir in this volume has been favorably reported on by a commission appointed for its examination. It is, however, impossible, in most cases, to verify the statements of an author, and therefore neither the commission nor the Institution can be responsible for more than the general character of a memoir.

OFFICERS
OF THE
SMITHSONIAN INSTITUTION.

GROVER CLEVELAND,
PRESIDENT OF THE UNITED STATES,
EX OFFICIO PRESIDING OFFICER OF THE INSTITUTION.

MELVILLE W. FULLER,
CHIEF JUSTICE OF THE UNITED STATES SUPREME COURT,
CHANCELLOR OF THE INSTITUTION.

SAMUEL P. LANGLEY,
SECRETARY OF THE INSTITUTION.

G. BROWN GOODE,
ASSISTANT SECRETARY.

MEMBERS EX OFFICIO OF THE INSTITUTION.

GROVER CLEVELAND	<i>President of the United States.</i>
ADLAI E. STEVENSON	<i>Vice-President of the United States.</i>
MELVILLE W. FULLER	<i>Chief Justice of the United States.</i>
RICHARD OLNEY	<i>Secretary of State.</i>
JOHN G. CARLISLE	<i>Secretary of the Treasury.</i>
DANIEL S. LAMONT	<i>Secretary of War.</i>
JUDSON HARMON	<i>Attorney-General.</i>
WILLIAM L. WILSON	<i>Postmaster-General.</i>
HILARY A. HERBERT	<i>Secretary of the Navy.</i>
HOKE SMITH	<i>Secretary of the Interior.</i>
J. STERLING MORTON	<i>Secretary of Agriculture.</i>

REGENTS.

MELVILLE W. FULLER	<i>Chief Justice of the United States.</i>
ADLAI E. STEVENSON	<i>Vice-President of the United States.</i>
J. S. MORRILL	<i>Member of the Senate of the United States.</i>
S. M. CULLOM	<i>Member of the Senate of the United States.</i>
GEORGE GRAY	<i>Member of the Senate of the United States.</i>
JOSEPH WHEELER	<i>Member of the House of Representatives.</i>
W. C. P. BRECKINRIDGE	<i>Member of the House of Representatives.</i>
R. R. HITT	<i>Member of the House of Representatives.</i>
J. B. HENDERSON	<i>Citizen of Washington City.</i>
J. B. ANGELL	<i>Citizen of Michigan.</i>
ANDREW D. WHITE	<i>Citizen of New York.</i>
WILLIAM PRESTON JOHNSTON	<i>Citizen of Louisiana.</i>
GARDINER G. HUBBARD	<i>Citizen of Washington City.</i>

SMITHSONIAN CONTRIBUTIONS TO KNOWLEDGE.

— 982 —

OCEANIC ICHTHYOLOGY,

A TREATISE ON THE

DEEP-SEA AND PELAGIC FISHES OF THE WORLD,

BASED CHIEFLY UPON

THE COLLECTIONS MADE BY THE STEAMERS BLAKE, ALBATROSS,
AND FISH HAWK IN THE NORTHWESTERN ATLANTIC,

WITH

AN ATLAS CONTAINING 417 FIGURES.

BY

GEORGE BROWN GOODE, Ph. D., LL. D.,
Assistant Secretary Smithsonian Institution, in charge of U. S. National Museum,

AND

TARLETON H. BEAN, M. D.,
Director of the New York Aquarium.



CITY OF WASHINGTON:
PUBLISHED BY THE SMITHSONIAN INSTITUTION.
1895.

COMMISSION TO WHOM THIS MEMOIR HAS BEEN REFERRED.

THEODORE GILL.

DAVID STARR JORDAN.

EDWARD D. COPE.

ADVERTISEMENT.

The following memoir, by Doctors G. Brown Goode and Tarleton H. Bean, having been published at the joint expense of the Smithsonian fund and of the printing appropriation of the United States National Museum, two separate editions are issued, one forming a portion of the series of Smithsonian Contributions to Knowledge, and the other appearing as a special bulletin of the United States National Museum.

In accordance with the rule adopted by the Smithsonian Institution, the work has been submitted for examination to a commission consisting of Doctors Theodore Gill, David S. Jordan, and Edward D. Cope, and having been recommended for publication by these gentlemen, it is herewith presented as a work of original research, illustrating more particularly the deep-sea and pelagic fishes of the world.

S. P. LANGLEY,
Secretary.

SMITHSONIAN INSTITUTION,
Washington, July, 1895.

TABLE OF CONTENTS.

Names of genera and species.	Plate and figure.	Page.
INTRODUCTION		III
TABLE OF CONTENTS		IX
LIST OF THE NEW GENERA AND SPECIES WITH ETYMOLOGIES		XXXI
LIST OF PLATES		1*
MARSIPOBRANCHII.		
HYPEROTRETA:		
Myxinidæ—		
Myxine, L.—		
<i>M. glutinosa</i> , L.	I, 1	2
<i>australis</i> , Jenyns	I, 2	3
HYPEROARTIA:		
Petromyzontidæ—		
Petromyzon, Artedi—		
<i>P. marinus</i> , L.		4
Bathymyzon, Gill—		
<i>B. Bairdii</i> , Gill.		4
ELASMOBRANCHII.		
TECTOSPONDYLI:		
Scymnorhinidæ—		
Scymnorhinus, Cuv.—		
<i>S. lichia</i> , Bonn		7
Somniosus, Le S.—		
<i>S. microcephalus</i> , (Sehn.)	III, 8	7
<i>rostratus</i> , (Risso)		8
Echinorhinus, Bl.—		
<i>E. spinosus</i> , Gm	III, 9	8
Etmopteridæ—		
Etmopterus, Raf.—		
<i>E. spinax</i> , L.	V, 18	10
<i>pusillus</i> , (Lowe)	II, 5	10
<i>granulosus</i> , Gthr.		10
Paracentroscyllium, Alc.—		
<i>P. ornatum</i> , Alc.		507
Centroscyllium, M. & H.—		
<i>C. Fabricii</i> , (Rhdt.)	II, 7	11
<i>granulatum</i> , Gthr		11
Scymnodon, B. & C.—		
<i>S. ringens</i> , B. & C.	IV, 12	11
Centrophorus, M. & H.—		
<i>C. uyatus</i> , (Raf.)	III, 11	12
<i>Iusitanicus</i> , B. & C.		12
<i>crepidater</i> , B. & C.		13
<i>squamosus</i> , Gmel		13
<i>Dumerilii</i> , (Johnson)		13
<i>calceus</i> , Lowe		14
<i>squamulosus</i> , Gthr		508
<i>foliaceus</i> , Gthr		508
Centroscymnus, B. & C.—		
<i>C. cœlolepis</i> , B. & C.	IV, 13	14, 508
<i>obscurus</i> , V		15
Oxynotus, Raf.—		
<i>O. centroura</i> , (L.)	VI, 21	15
ASTEROSPONDYLI:		
Scylliorhinidæ—		
Scylliorhinus, Bl.—		
<i>S. retifer</i> , Garman	IV, 14, 15	16, 508
<i>profundorum</i> , G. & B.	V, 16	17
<i>hispidus</i> , Alc.		508
<i>canescens</i> , Gthr		508
Galeidæ—		
Mustelus—		
<i>M. hunnulus</i> , Bl.		
Pseudotriakis, Capello—		
<i>P. microdon</i> , Capello.	V, 17	18, 508
Pristinurus, Bon.—		
<i>P. mclastomus</i> , (Raf.)	III, 10	20, 508
<i>atlanticus</i> , V	VI, 20	21

Names of genera and species.	Plate and figure.	Page.
ASTEROSPONDYLI—Continued.		
Alopiidæ—		
Alopias—		
<i>A. vulpes</i> , L.		21
Carchariidæ—		
Carcharias—		
<i>C. glaucus</i> , L.		
Cetorhinidæ—		
Cetorhinus, Bl.—		
<i>C. maximus</i> , Gunner	V, 19	21
OPISTHANTHRI:		
Chlamydoselachidæ—		
Chlamydoselachus, Garman—		
<i>C. anguineus</i> , Garman	VI, 22	22, 508
RAIÆ:		
Raiidæ—		
Raia, L.—		
<i>R. radiata</i> , Don.	IX, 27	25
Ackleyi, Garman	VII, 23	25
Ackleyi, ornata, Garman		26
plutonia, Garman	VIII, 26	27
circularis, Couch	VIII, 25	27, 508.
erinacea, Mitchill		28
hyperborea, Collett	IX, 28	28, 509
lævis, Mitchill	IX, 29	28
granulata, Gill	IX, 30	29
batis, L.		29, 509
fullonica, L.		29, 509
vomer, Fries		29, 509
nidrosiensis, Collett		29, 590
mamillidens, Ale		508
isotrachys, Gthr		508
lutea, Fries		508
flossada, Risso		
senta		508
alentica		508
trachura		509
abyssicola		509
Trygonidæ—		
Urolophus karanus		509
Goodei		509
HOLOCEPHALI:		
Chimæridæ—		
Chimæra, L.—		
<i>C. monstrosa</i> , L.	X, 31	31, 509
affinis, Capello	X, 32-35	31, 509
Callorhynchus, (Gronov.)—		
<i>C. antarctiens</i> , (Lac.)	X, 36	32
Hydrolagus, Gill—		
<i>H. Collei</i> , (Bennett)		32
Harriotta, G. & B.—		
<i>H. Raleighana</i> , G. & B	XI, 37-40	33
MALACOPTERYGII:		
Alepocephalidæ—		
Alepocephalus, Risso—		
<i>A. rostratus</i> , Risso	XII, 41	36
Agassizii, G. & B.	XIII, 45	37
productus, Gill	XIII, 46	37
niger, Gthr	XIV, 52	38
Bairdii, G. & B.	XIII, 47	38, 510
Blanfordii, Ale		36, 509
bicolor, Ale		36, 509
edentulus, Ale		36, 510
tenebrosus		510
Conocara, G. & B.—		
<i>C. MacDonaldi</i> , G. & B.	XIII, 48	39
macroptera, (V.), G. & B.	XII, 43	39
Bathytroctes, Gthr.—		
<i>B. macrolepis</i> , Gthr.	XII, 44	41
atomias, Gill		510
rostratus, Gthr		41
microlepis, Gthr		42, 510
melanocephalus, V		43
attritus, V		45
squamosus, Ale		40, 510
Talismania, G. & B.—		
<i>T. homoptera</i> , (V.), G. & B.		43
antillarum, G. & B.	XIV, 49	44
aquatoris, G. & B.	XIV, 50	44

Names of genera and species.	Plate and figure.	Page.
MALACOPTERYGII—Continued.		
Alepocephalidæ—Continued.		
Narcetes, Alc.—		
N. eremilas, Alc		45, 510
Platyroctes, Gthr.—		
P. apus, Gthr.	XV, 53	46
Xenodermichtbys, Gthr.—		
X. nodulosus, Gthr	XVI, 57	46, 510
Aleposomus, Gill—		
A. Copei, Gill	XIV, 51	47
socialis, (V.), G. & B	XVI, 58	48
Güntheri, (Alc.), G. & B		48
Leptoderma, V.—		
L. macrops, V	XV, 56	49
Anomalopterus, V.—		
A. pinguis, V	XV, 54	49
Anlastomatomorpha, Alc.—		
A. phosphorops, Alc	XV, 55	50, 510
Pterothrissidæ (= Bathythrissidæ, Gthr.)—		
Pterothrissus, Hilg.—		
P. gissu, Hilg		51
Argentinidæ—		
Argentina, Art.—		
A. sphyæna, L		51
silus, (Asc.), Nils	XVII, 61	52
striata, G. & B	XVII, 62	52
elongata, Hutton		52
sialis, Gilbert		510
Leuroglossus, Gilb.—		
L. stilbius, Gilb.		510
Microstomidæ—		
Microstoma, Cuv.—		
M. rotundatum, (Ris.), Gthr	XVI, 59	53
grœnlandicum, Rhdt (= Nansenia grœnlandica, J. & E.)		53, 510
Bathylagidæ—		
Bathylagus, Gthr.—		
B. atlanticus, Gthr		54
euryops, G. & B	XVII, 63	55
Benedicti, G. & B	XVII, 64	55
antarcticus, Gthr		55
pacificus, Gilb		510
Synodontidæ—		
Synodus, (Gr.), Scop.—		
S. saurus, (L.)		57
atlanticus, Johns		57
intermedius, Spix		57
kaianus, Gthr		57
Bathylaco, G. & B.—		
B. nigricans, G. & B	XVIII, 69	57
Bathysaurus, Gthr.—		
B. ferox, Gthr. (= B. Agassizii, G. & B.)	XVIII, 65, 66	58, 510
mollis, Gthr		59
obtusiristris (Vaillant)		510
Harpodon, Les.—		
H. macrochir, Gthr	XVI, 60	59
squamosus, Alc		59, 510
Anlopidæ—		
Chlorophthalmus, Bon.—		
C. Agassizii, Bon	XIX, 70	60
chalybeus, Goode	XIX, 71	60, 510
productus, Gthr		61
nigripinnis, Gthr		61
trunculentus, G. & B	XIX, 72	61
gracilis, Gthr		511
corniger, Alc		511
Benthosauridæ—		
Benthosaurus, G. & B.—		
B. grallator, G. & B	XIX, 73	62
Bathypteroidæ—		
Bathypterois, Gthr.—		
B. longifilis, Gthr		64
dubius, V	XX, 74	64
quadrifilis, Gthr	XX, 75	65
Güntheri, Alc		64, 511
insularum, Alc		64, 511
longipes, Gthr	XX, 76	66, 511
longicauda, Gthr		64
Ipnopidæ—		
Ipnops, Gthr.—		
I. Murrayi, Gthr	XVIII, 67, 68	67

Names of genera and species.	Plate and figure.	Page.
MALACOPTERYGII—Continued.		
Rondeletiidæ—		
Rondeletia, G. & B.—		
R. bicolor, G. & B.	XXI, 77	68
Cetomimidæ—		
Cetomimus, G. & B.—		
C. Gillii, G. & B.	XXI, 78	69
Storeri, G. & B.	XXI, 79	69
Myctophidæ—		
Myctophum, Raf.—		
M. punctatum, Raf.	XXII, 80	71
affine, (Lütken), G. & B.		72
opalinum, G. & B.	XXII, 81	72, 511
phengodes, (Lütken), G. & B.		72
Humboldti, (Risso)	XXII, 82	73
gracile, (Lütken), G. & B.		74
Benoitii, (Cocco), G. & B.	XXII, 83	74
Reinhardtii, (Lütken)		74
remiger, G. & B.	XXII, 84	75
Hygonii, (Lütken), G. & B.		75
Veranyi, (Moreau)		77
Heideri, (Stalling)		77
pterotus		511
californienso		511
arcticum		511
Townsendi		512
Benthosma, G. & B.—		
B. Mülleri, (Gmel.), G. & B.	XXII, 85	76
arcticum, (Lütken), G. & B.		78
Colletti, (Lütken), G. & B.		78
Lampanyctus, Bon.—		
L. crocodilus, (Risso), G. & B.	XXIII, 86	79
alatus, G. & B.	XXIV, 92	79
Güntheri, G. & B.	XXIV, 90	79
Warmingii, (Lütken), G. & B.		80, 512
gemmifer, G. & B.	XXIII, 88	80
Gemellarii, (Cocco), G. & B.	XXIII, 87	80
cæruleus, (Klun.), G. & B.		81
lacerta, G. & B.	XXIV, 89	81
Ceratoscopelus, Gthr.—		
C. maderensis, (Lowe)	XXIV, 91	82
Notoscopelus, Gthr.—		
N. resplendens, (Richardson)	XXV, 94	83
quercinus, G. & B.	XXVI, 97	83, 512
margaritifernus, G. & B.	XXVI, 98	84
castaneus, G. & B.	XXV, 95	84
caudispinosus, (Johnson)	XXV, 96	84
Lampadena, G. & B.—		
L. speculigera, G. & B.	XXVI, 99	85
pyrsobola		512
Æthoprora, G. & B.—		
A. metopoclampa, (Cocco), G. & B.	XXVII, 101	86
lucida, G. & B.	XXVII, 102	87
effulgens, G. & B.	XXVII, 103	87
Collettia, G. & B.—		
C. Rafinesquei, (Cocco), G. & B.	XXVI, 100	88
nocturna, (Poey), J. & E.		512
Diaplys, Eigenmann—		
D. theta, Eigenmann	XXIV, 93	89
engraulis, (Gthr.), Eigenmann		512
cæruleus, Klunzinger		512
Tarletonbeania, Eigenmann—		
T. tenna (Eigenmann)	XXVIII, 105	89
crenulata		512
Rhinoscopelus, Lütken—		
R. Coccoi, (Cocco), G. & B.	XXVIII, 104	90
Andræ, (Lütken), G. & B.		90
rarus, (Lütken), G. & B.		91, 512
antarcticus		512
Electrona, G. & B.—		
E. Rissoi, (Cocco), G. & B.	XXVIII, 107	91
Dasyscopelus, Gthr.—		
D. asper, (Richardson)	XXVIII, 106	92
spinosus, (Steindachner)		92
subasper, (Gthr.)		92
Neoscopelus, Johns.—		
N. macrolepidotus, Johns.	XXIX, 108, 109	93, 512

TABLE OF CONTENTS.

VII

Names of genera and species.	Plate and figure.	Page.
MALACOPTERYGII—Continued.		
Myetophidae—Continued.		
Scopelengys, Alc.—		93, 512
<i>S. tristis</i> , Alc		
Nannobrachium, Gthr.—		
<i>N. MacDonaldi</i> , G. & B.	XXXIX, 110	94
<i>Scopelosaurns nigrum</i> , Gthr		91
<i>leucopsarum</i>		512
Maurolcidae—		
Ichthyococcus, Bon. (= <i>Coccia</i> , Gthr.)—		
<i>I. ovatus</i> , (Coc.), Bon	XXX, 113	95
Opisthoproctus, V		95
<i>O. soleatus</i>		513
Maurolicus, Cocco—		
<i>M. borealis</i> , (Nils.), Gthr	XXX, 111	96
<i>amethystinopunctatus</i> , Cocco		96
<i>Poweria</i> , Cocco		96
<i>Pennanti</i>		96
<i>australis</i> , Hector		96
Vinciguerria, J. & E		513
<i>V. attenuata</i> , (Cocco), J. & E		513
Valencienellus, J. & E		513
<i>V. tripunctulatus</i>		513
Chanliodontidae—		
Chanliodus, Schn—		
<i>C. Sloani</i> , Schn	XXXI, 115	96
<i>Macconi</i> , Bean		513
Gonostomidae—		
Gonostoma—		
<i>G. denudatum</i> , Raf	XXXI, 116	98
<i>brevideus</i> , K. & S	XXXI, 117	98
Cyclothone, G. & B.		
<i>C. microdon</i> , (Gthr.), G. & B. (= <i>C. lusea</i> , G. & B.)	XXX, 114	99, 514
<i>bathyphila</i> , (V.), G. & B	XXXI, 118	100
<i>quadrioculatum</i> , V. (?)		100
<i>elongata</i> (Gthr.), G. & B. (= <i>Sigmops stigmaticus</i> , Gill) ...	XXXII, 119	101
<i>gracilis</i> , Gthr		101
Bonapartia, G. & B.—		
<i>B. pedaliota</i> , G. & B	XXXII, 120	102
Yarella, G. & B.—		
<i>Y. Blackfordi</i> , G. & B	XXXII, 121	103
Diplophos, Gthr.—		
<i>D. tænia</i> , Gthr	XXXIV, 126	104
<i>pacificus</i> , Gthr		104
Photichthys, Hutton—		
<i>P. argenteus</i> , Hutton	XXXII, 122	104
Manducus, G. & B.—		
<i>M. maderensis</i> , (Johns.), G. & B		514
Astronesthidae—		
Astronesthes, Rich.—		
<i>A. niger</i> , Rich	XXXIII, 123	105, 515
<i>genmifer</i> , G. & B	XXXIII, 124	105
<i>Richardsoni</i> , Poey	XXXIII, 125	106
Stomiidae—		
Stomias, Cuv.—		
<i>S. ferox</i> , Rhdt	XXXIV, 127	107
<i>boa</i> , (Risso), Cuv	XXXIV, 128	108
<i>affinis</i> , Gthr	XXXIV, 129	108
<i>nebulosus</i> , Alc		108, 515
<i>eloogatus</i> , Alc		108
Echiostoma, Lowe—		
<i>E. barbatum</i> , Lowe	XXXV, 130	109
<i>margarita</i> , G. & B	XXXV, 131	109
Opostomias, Gthr.—		
<i>O. micripinus</i> , Gthr	XXXV, 132	110
Graumatostomias, G. & B.—		
<i>G. dentatus</i> , G. & B	XXXV, 133	110
Pachystomias, Gthr.—		
<i>P. microdon</i> , Gthr	XXXVI, 134	111
Bathophilus, Gigl.—		
<i>B. nigerrimus</i> , Gigl	XXXVI, 136	111
Eustomias, V.—		
<i>E. obscurus</i> , V	XXXVI, 135	111
Photoneetes, Gthr. (= <i>Lucifer</i> , Doderlein)—		
<i>P. albipinnis</i> , Döderlein		112
<i>gracilis</i> , G. & B	XXXVI, 137	112

Names of genera and species.	Plate and figure.	Page.
MALACOPTERYGII—Continued.		
Malacosteida—		
Malacosteus, Ayres—		
<i>M. niger</i> , Ayres.....	XXXVII, 138	114
<i>choristodaetylus</i> , V.....	XXXVII, 139	114
<i>indicus</i> , Gthr.....		114
Photostomias, Collett—		
<i>P. Guernei</i> , Collett.....	XXXVII, 140	115
Thaumastomias, Alc.—		
<i>T. atrox</i> , Alc.....	XXXVII, 141	115
Alepisauridæ—		
Alepisaurus, Lowe—		
<i>A. ferox</i> , Lowe.....	XXXVIII, 142	117
<i>æsculapius</i> , Bean.....		117
<i>Caulopus</i> , Gill.....		117
<i>altivelis</i> , Poey.....		118
<i>Poeyi</i> , Gill.....		118
<i>borealis</i> , Gill.....		515
<i>serra</i> , Gill.....		515
Paralepididæ—		
Paralepis, Risso—		
<i>P. coregonoides</i> , Risso.....		119, 516
<i>sphyrænoïdes</i> , Risso.....		119, 516
<i>intermedius</i> , Poey.....		120, 516
<i>hyalinus</i> , Raf.....		515
<i>Rissoi</i> , Bk.....		
<i>Cuvieri</i> , Bon.....		118, 516
<i>speciosus</i> , Bellotti.....		118, 516
Arctozenus—		
<i>A. borealis</i> , (Rhdt.), J. & G.....	XXXVIII, 143	119, 516
<i>coruscans</i>		516
Sudis, Raf.—		
<i>S. intermedius</i>		120
<i>S. hyalina</i> , Raf.....	XXXVIII, 144	121
<i>ringens</i>		121
Odontostomidæ—		
Odontostomus, Coeco—		
<i>O. hyalinus</i> , Coeco.....	XXXVIII, 145	121
<i>atratus</i> , Alc.....		516
Omosudis, Gthr.—		
<i>O. Loweii</i> , Gthr.....	XL, 150	122
Sternoptychidæ—		
Sternoptyx, Herm.—		
<i>S. diaphana</i> , Lowe.....	XXXIX, 146	124
Argyropeleus, Coeco—		
<i>A. hemigymnus</i> , Coeco.....	XXXIX, 147	126
<i>Alcocki</i> , G. & B.....		126
<i>Olfersii</i> , (Cuv.), C. & V.....	XXXIX, 148	126
<i>D'Urvillii</i> , C. & V.....		127
<i>aculeatus</i> , Val.....		127
Sternoptychides, Ogilby—		
<i>S. amabilis</i> , Ogilby.....		128
Polyipnus, Gthr.—		
<i>P. spinosus</i> , Gthr.....	XXXIX, 149	128, 516
(diacanthidæ—		
Idiacanthus, Peters (=Bathyopsis, Gthr.)—		
<i>I. fasciola</i> , Gthr.....		128
<i>antrostomus</i> , Gilb.....		516
<i>ferox</i> , Gthr.....	XL, 151	129
LYOPOMI:		
Halosauridæ—		
Halosaurus—		
<i>H. Oweni</i> , Johns.....	XL, 152	130
<i>Johnsonianus</i> , V.....	XL, 153	131
<i>Güntheri</i> , G. & B.....		131
<i>parvipinnis</i> , Alc.....		516
Aldrovandia, G. & B.—		
<i>A. rostrata</i> , (Gthr.).....	XLI, 154	132
<i>affinis</i> , (Gthr.).....		516
<i>macrochira</i> , (Gthr.).....	XLI, 155	133
<i>Goodei</i> , Gill.....		133
<i>phalacrus</i> , V.....	XLI, 156	134
<i>mediorostris</i> , Gthr.....		517
<i>gracilis</i> , G. & B.....	XLI, 157	134
<i>pallida</i> , G. & B.....	XLI, 158	135
<i>Hoskynii</i> , Alc.....		516
<i>anguilliformis</i> , Alc.....		516
Halosaurichthys, Alc.—		
<i>H. carinicauda</i> , Alc.....		136, 517

Names of genera and species.	Plate and figure.	Page.
APODES:		
Leptocephalidæ—		
Leptocephalus—		
<i>L. vulgaris</i> (L.)		517
Uroconger, Kaup—		
<i>U. vicinus</i> , V.	XLII, 160	138, 517
Congermuræna, Kaup—		
<i>C. guttulata</i> , Gthr		138
<i>longicauda</i> , Alc.		517
<i>fiava</i> , G. & B.	XLII, 159	138
<i>musteliceps</i>		517
<i>squaliceps</i> , Alc.		517
<i>nasica</i> , Alc.		517
<i>prorigera</i> , Gilb.		138
Coloconger, Alc.—		
<i>C. raniceps</i> , Alc.		139, 517
Promyllantor, Alc.—		
<i>P. purpureus</i> , Alc.		139, 517
Simenchelyidæ—		
Simenchelys, Gill—		
<i>S. parasiticus</i> , Gill.	XLIII, 161	139
Ilyophidæ—		
Ilyophis, Gilb.—		
<i>I. brunneus</i> , Gilb.	XLIII, 162	141
Synaphobranchidæ—		
Synaphobranchus, Johns.—		
<i>S. pinnatus</i> , (Gronov.), Gthr	XLIV, 164	143, 517
<i>brevidorsalis</i> , Gthr		144
<i>affinis</i> , Gthr.		144
Histiobranchus, Gill—		
<i>H. infernalis</i> , Gill	XLIV, 165	145, 517
<i>bathybius</i> , Gthr		145
Murænesocidæ—		
Xenomystax, Gilb.—		
<i>X. atrarius</i> , Gilb.		146
<i>truncidens</i>		517
Hoplunnis, Kaup—		
<i>H. diomedianus</i> , G. & B.	XLIII, 163	146
Sauromurænesox, Alc.—		
<i>S. vorax</i> , Alc.		146, 517
Ophichthyidæ, Gill—		
Pisoodonophis, Kaup—		
<i>P. cruentifer</i> , G. & B.	XLIV, 166	147
Myrus, Kaup—		
<i>M. pachyrhynchus</i> , (V.)	XLV, 167	148
Nettastomidæ—		
Nettastoma, Raf.—		
<i>N. melanurum</i> , Raf.		149, 517
<i>brevirostris</i> , Fac.		149
<i>parviceps</i> , Gthr		148
<i>taniola</i> , Wood-Mason		512
Venefica, J. & D.—		
<i>V. procera</i> , (G. & B.), J. & D.	XLV, 168	149
<i>proboscidea</i> , (V.), J. & D.		150
Chlopsis, Raf.—		
<i>C. bicolor</i> , Raf.		150
<i>equatorialis</i> , Gilb.		150
Nemichthyidæ, Gill—		
Nemichthys, Rich.—		
<i>N. scolopaceus</i> , Rich.	XLVI, 170	152
<i>avocetta</i>		153
Labichthys, Gill and Ryder—		
<i>L. carinatus</i> , Gill and Ryder.	XLVI, 171	153
<i>elongatus</i> , Gill and Ryder.	XLVI, 172	153
<i>Gillii</i> , Bean		153
<i>infans</i> , (Gthr.), G. and B.	XLVII, 173	153
Cyema, Gthr.—		
<i>C. atrum</i> , Gthr.	XLVIII, 176	154
Spinivomer, Gill and Ryder—		
<i>S. Goodei</i> , Gill and Ryder		155
Serrivomer, Gill and Ryder—		
<i>S. Beani</i> , Gill and Ryder.	XLVII, 175	155
<i>Richardii</i> , (V.), G. & B.		155
Gaviaiceps, Wood-Mason—		
<i>G. microps</i> , Alc.		156, 517
Investigator, G. & B.		
<i>I. acanthonotus</i> (Alc.)		518

Names of genera and species.	Plate and figure.	Page.
LYOMERI:		
Saccopharyngidæ—		
Saccopharynx, Mitchill—		
<i>S. flagellum</i> , Mitchill	XLVIII, 178-180	157
Eurypharyngidæ—		
Eurypharynx, V.—		
<i>E. pelecanoïdes</i> , V.	XLVIII, 177	159, 518
Gastrostomus, Gill and Ryder—		
<i>G. Bairdii</i> , Gill and Ryder	XLIX, 181, 182	159
Dysomma, Alc.—		
<i>D. bucephalus</i> , Alc.		160, 518
<i>Dysommopsis</i> , Alc.—		
<i>D. muciparus</i> , Alc.		160
CARENCHALI:		
Derichthyidæ—		
Derichthys, Gill—		
<i>D. serpentinus</i> , Gill.	XLV, 169	161
HETEROMI:		
Notacanthidæ—		
Notacanthus—		
<i>N. nasus</i> , Bloch.	L, 183	164
<i>analis</i> , Gill.	L, 184; LII, 191	165
<i>Bonapartii</i> , Risso.	L, 185	166
<i>sexspinus</i> , Rich.	LII, 192	167
<i>phasganorus</i> , Goode.	L, 186	167
Gigliolia, G. & B.—		
<i>G. Moseleyi</i> , G. & B.	LI, 187; LII, 193	169
Polyacanthonotus, Blk.—		
<i>P. Rissoanus</i> , (F. & V.), Gthr.		170
Macdonaldia, G. & B.—		
<i>M. rostrata</i> , (Coll.), G. & B.	LI, 189; LII, 195	171
<i>Challengeri</i> , (V.), G. & B.		172
Lipogenyidæ—		
Lipogenys, G. & B.—		
<i>L. Gillii</i> , G. & B.	LI, 190; LII, 196	173
TELEOCEPHALI:		
Berycidæ—		
Beryx, Cuv.—		
<i>B. decadaetylus</i> , C. & V.		175, 518
<i>splendens</i> , Lowe.	LIII, 197	176, 518
<i>lineatus</i> , Gthr.		175
<i>affinis</i> , Gthr.		175
<i>delphin</i> , C. & V.		175
Melamphaes, Gthr.—		
<i>M. typhlops</i> , (Lowe), Gthr.	LIII, 198	177
Plectromus, Gill—		
<i>P. suborbitalis</i> , Gill.	LIV, 201	179
<i>Beauii</i> , (Gthr.)	LIV, 202	179
<i>robustus</i> , (Gthr.)		180
<i>crassiceps</i> , (Gthr.)	LIII, 200	180
<i>megalops</i> , (Lütken)		181
<i>mizolepis</i> , (Gthr.)		178
<i>microps</i> , (Gthr.)		518
<i>eristiceps</i> , (Gilb.)		518
<i>lugubris</i> , (Gilb.)		518
Scopelogadus, V.—		
<i>S. coeles</i> , V.	LIII, 199	182
Malacosarens, Gthr.—		
<i>M. macrostoma</i> , Gthr.		182
Poromitra, G. & B.—		
<i>P. capito</i> , G. & B.	LIII, 200	183
Anoplogaster, Gthr.—		
<i>A. cornutus</i> , (C. & V.), Gthr.	LIV, 203	184
Caulolepis, Gill—		
<i>C. longidens</i> , Gill.	LV, 204	185
Stephanoberycidæ—		
Stephanoberyx, Gill—		
<i>S. Monæ</i> , Gill.	LV, 205	186
<i>Gillii</i> , G. & B.	LVI, 206	187
Trachichthyidæ—		
Trachichthys, Shaw—		
<i>T. Darwinii</i> , Johns.	LVI, 207	188
<i>intermedius</i> , Hector.		518
<i>australis</i> , Shaw.		518
<i>Jacksoniensiensis</i> , (Castelnau), Macleay.		518
<i>fernandezianus</i> , Gthr.		518
<i>Traillii</i> , Hutton.		518
<i>elongatus</i>		518

TABLE OF CONTENTS.

Names of genera and species.	Plate and figure.	Page.
TELEOCEPHALI—Continued.		
Trachichthyidae—Continued.		
Hoplostethus, C. & V.—	LVI, 208	189, 519
H. mediterraneus, C. & V.		189
atlanticus, Coll.		519
japonicus, Hilg.		
Bathyclupeidae—		
Bathyclupea, Alc.—		190
B. Hoskynii, Alc.	CXXIII, 415	190
argentea, G. & B.		
Anomalopidae—		
Anomalops, Kner—		191
A. palpebratus, (Bodd.), Gthr.		
Scombridae—		
Thyrssites, C. & V.—		194
T. atun, (Euphrasen), C. & V.		
Thyrssitops, Gill—		194
T. lepidopoides, C. & V.	LVII, 209	195, 519
violaceus, Bean = Escolar violaceus J. & E.		
Ruvettus, Cocco—	LVII, 210	196
R. pretiosus, Cocco.		
Nesiarchus, Johns.—		197
N. nasutus, Johns.		
Epinnula, Poey—	LVII, 211	198
E. magistralis, Poey.		
Nealotus, Johns.—		199
N. tripes, Johns.		
Promethichthys, Gill—		200
P. prometheus (C. & V.) = P. atlanticus, Lowe.		519
promethoides, Blecher.		519
beryalensis.		
Dicrotus, Gthr.—		200
D. armatus, Gthr.	LVII, 212	201
parvipinnis, G. & B.		
Gempylus, C. & V.—		202
G. serpens, C. & V.		202
coluber, C. & V.		
Lepidopidae—		
Lepidopus, Gouan—	LVIII, 213	203
L. caudatus, (Euphrasen), White.		203
Gouani, Bl.		519
lusitanicus, Shaw.		519
xantusi G. & B.		
Evoxymetopon, (Poey), Gill—	LVIII, 214	204
E. taniatus, Poey.		204
Poeyi, Gthr.		
Benthodesmus, G. & B.—	LVIII, 215	205
B. atlanticus, G. & B.		206
elongatus, Clarke.		
Aphanopus, Lowe—	LIX, 216	207
A. carbo, Lowe.		207
minor, Collett.		
Trichiuridae—		
Trichinurus, L.—	LIX, 217	208, 519
T. lepturus, Linn.		
Coryphænidæ—		
Coryphæna, L.—		209
C. hippurus.		209
equisetis.		
Bramidae—		
Brama, Schn.—		210
B. Raii.		211
chilensis.		211
australis.		211
squamosa.		211
oreini.		211
Dussumieri.		211
Agassizii, Poey.		211
Brevoorti, Poey.		211
Saussurii, Lunel.		211
longipinnis, Lowe.		211
princeps, Johns.		211
Raschi, Esmark.		211
japonica, Hilg.		519
Steinegeria, Jordan and Evermann—		
S. rubescens, Jordan and Evermann.		
Pterycombus—		
P. brama.		

Names of genera and species.	Plate and figure.	Page.
TELEOCEPHALI—Continued.		
Diretmidæ—		
Diretmus, Johus.—		
<i>D. argenteus</i> , Johns., (= <i>Gyrinomene nummularis</i> , Vaillant)...	LXV, 234	211, 519
<i>aureus</i> , Campbell.....		212
Pteraclidæ—		
Pteraclis, Gronov.—		
<i>P. papilio</i> , Lowe.....		212
<i>ocellatus</i> , C. & V.....		212
<i>carolinus</i> , C. & V.....		212
<i>velifer</i> , (Pallas).....		212
Centrolophus, Lac.—		
<i>C. pompilus</i> , (Lac.), C. & V.....		213
<i>britannicus</i> , Gthr.....		213
Schedophilus, Cocco—		
<i>S. medusophagus</i> , Cocco.....	LXI, 223	214
<i>maculatus</i>		214
<i>Botteri</i> , Stdehr.....		
Icosteus, Lockington—		
<i>I. enigmaticus</i> , Lockington.....	LXII, 224	216
Schedophilopsis, Stdehr.—		
<i>S. spinuosus</i> , Stdehr.....	CXXIII, 416	216
Icichthys, J. & G.—		
<i>I. Lockingtonii</i> , J. & G.....	LXII, 226	215
Acrotidæ—		
Acrotus, Bean—		
<i>A. Willoughbyi</i> , Bean.....	LXI, 225	217
Grammicolepididæ—		
Grammicolepis, Poey—		
<i>G. brachiusculus</i> , Poey.....	LXI, 221	219
Nomeidæ—		
Nomeus, Cuv.—		
<i>N. Gronovii</i> , (Gmel.), Gthr.....	LXIII, 227	220, 520
Bathyseriola, Alc.—		
<i>B. cyanea</i> , Alc.....		220, 521
Psenes, C. & V.—		
<i>P. pellucidus</i> , Lütken.....	LXIII, 228	221
<i>maculatus</i> , Lütken.....	LXIII, 229	221
Luvaridæ—		
Luvarus, Raf.—		
<i>L. imperialis</i> , Raf.....	LXIV, 230	222, 521
Lamprididæ—		
Lampris, Retzius—		
<i>L. regius</i> , (Bonn.), Retzius.....		223
Zeidæ—		
Zenopsis, Gill—		
<i>Z. ocellatus</i> , (Storer), Gill.....		224
<i>conchifer</i> , Lowe.....		225
Cyttus, Gthr.—		
<i>C. australis</i> , (Rich.).....		225
<i>abbreviatus</i> , Hector.....		225
<i>hololepis</i> , G. & B.....	LXV, 233	225
<i>novæ-zelandiæ</i>		
Cyttopsis, Gill—		
<i>C. rosens</i> , (Lowe), Gill.....		227
Oreosoma, C. & V.—		
<i>O. atlanticum</i> , C. & V.....		228
Caproidæ—		
Capros, Lac.—		
<i>C. aper</i> , (L.), Lac.....		229, 521
Capromimus—		
<i>C. abbreviatus</i>		
Antigouia, Lowe—		
<i>A. capros</i> , Lowe.....	LXV, 235	229
Tetragonuridæ—		
Tetragonurus, Risso—		
<i>T. Cuvieri</i> , Risso.....	CXXIII, 417	230
Chilodipteridæ—		
Melanostoma, Döderlein—		
<i>M. japonicum</i> , Döderlein.....		521
Glossamia, Gill—		
<i>G. aprion</i> , Gthr.....		231
<i>pandionis</i> , G. & B.....	LXIV, 231	231
Malacichthys, Döderlein—		
<i>M. griseus</i> , Gthr.....		232
Epigonus, Raf.—		
<i>E. telescopus</i> , (Risso), G. & B.....		232, 521
<i>occidentalis</i> , G. & B.....	LXVI, 236	233

Names of genera and species.	Plate and figure.	Page.
TELEOCEPHALI—Continued.		
Chilodipteridæ—Continued.		
Pomatomichthys, Gigl.—		234
<i>P. Constanciae</i> , Gigl.....		
Microichthys, Rüpp.—		234
<i>M. Coccoi</i> , Rüpp.....		
Brephostoma, Alc.—		234
<i>B. Carpenteri</i> , Alc.....		
Acropomidæ—		
Acropoma, T. & S.—		235, 521
<i>A. philippinense</i> , Gthr.....		
Scombroidæ—		
Scombrops, T. & S.—		235
<i>S. chilodipteroides</i> , T. & S.....		
<i>oculatus</i> , Poey.....		235
Hypoclydonia, G. & B.—		236
<i>H. bella</i> , G. & B.....	LXVI, 237	
Serranidæ—		
Centropristis, C. & V.—		237
<i>C. pleurospilus</i> , (Gthr.).....		237, 521
<i>investigatoris</i> , (Alc.).....		521
<i>annularis</i> , Gthr.....		521
Prionodes æquidens, Gilb.....		521
Anthias, Schn.—		238
<i>A. megalops</i> , Gthr.....		238, 521
<i>eos</i> , Gilb.....		238
<i>aquilonaris</i> , G. & B.....		
Bathyanthias, Gthr.—		522
<i>B. rosens</i> , Gthr.....		
Synagrops, Gthr.—		522
<i>S. japonicus</i> , (Döderlein), Gthr.....		
Polyprion, Cuv.—		238, 522
<i>P. americanum</i> , (Schn.), Jordan.....	LXVI, 238	
Pristipomatidæ—		
Propoma, Gthr.—		522
<i>P. roseum</i> , Gthr.....		
Lutjanidæ—		
Aprion, C. & V.—		239
<i>A. macrophthalmus</i> , (Müller), J. & S.....	LXXXIX, 314	
Verilus, Poey—		240
<i>V. sordidus</i> , Poey.....	LXIV, 232	
Dentex, Cuv.—		240
<i>D. macrophthalmus</i> , (Bloch), C. & V.....		
Priacanthidæ—		
Priacanthus, C. & V.—		241, 522
<i>P. catalufa</i> , Poey.....		
Pseudopriacanthus, Blk.—		242
<i>P. altus</i> , Gill.....	LXVI, 239, 240	
Polymixiidæ—		
Polymixia, Lowe—		243, 522
<i>P. nobilis</i> , Lowe.....	LXVII, 241	
Pomacentridæ—		
Chromis, Cuv.—		244
<i>C. roseus</i> , (Gthr.), G. & B.....		
Scorpenidæ—		
Scorpena, L.—		245, 522
<i>S. serofa obesa</i> , Lowe.....		246
<i>cristulata</i> , G. & B.....	LXVII, 242	
<i>ustulata</i> , Lowe.....		246
<i>Agassizii</i> , G. & B.....	LXVII, 243	
<i>percoides</i> , Solander.....		247
<i>ocellata</i> , Lowe.....		522
Bathysebastes, S. & D.—		522
<i>B. albescens</i> , Gthr.....		248
Helicolenus, G. & B.—		249, 523
<i>H. dactylopterus</i> , (Del.), G. & B.....	LXVIII, 244	
<i>maderensis</i> , G. and B.....		250
Pontinus, Poey—		252
<i>P. caeter</i> , Poey.....		252
<i>pollux</i> , Poey.....		253, 523
<i>Kuhlii</i> , (Bowdich), G. & B.....		253
<i>Bibroni</i> , (Sauvage), G. & B.....		251
<i>filifer</i> , (Val.), G. & B.....		255
<i>canariensis</i> , (Sauvage), G. & B.....		255
<i>Rathbuni</i> , G. & B.....	LXVIII, 245	
<i>macrolepis</i> , G. & B.....	LXIX, 247	
<i>longispinis</i> , G. & B.....	LXVIII, 246	
<i>sierra</i> , (Gilb.), G. & B.....		257
<i>hexanema</i> , (Gthr.), G. & B.....		258
		523
		523

Names of genera and species.	Plate and figure.	Page.
TELEOCEPHALI—Continued.		
Scorpenidæ—Continued.		
Sebastes, Cuv.—		
<i>S. marius</i> , (L.), White.....	LXIX, 248	260
<i>S. marinus viviparus</i> , (Kröyer).....		261
Sebastolobus, Gill—		
<i>S. macrochir</i> , (Gthr.), Gill.....		262, 523
<i>S. alascanus</i> , Bean.....		262
Sebastodes, Gill—		
<i>S. paucispinis</i> , (Ayres), J. & G.....		262
Sebastichthys, Gill—		
<i>S. Goodei</i> , Eigenmann.....		523
<i>S. alutus</i> , Gilb.....		523
<i>S. rupestris</i> , Gilb.....		523
<i>S. zacentrus</i> , Gilb.....		523
<i>S. saxicola</i> , Gilb.....		524
<i>S. diploproa</i> , Gilb.....		524
<i>S. aurora</i> , Gilb.....		524
<i>S. introniger</i> , Gilb.....		524
<i>S. sinensis</i> , Gilb.....		524
<i>S. oculus</i> , (C. & V.).....		523
Setarches, Johns.—		
<i>S. Güntheri</i> , Johns.....		263
<i>S. fidgiensis</i> , Gthr.....		263
<i>S. parimatus</i> , Goode.....	LXX, 249	264
Lioscorpilus, Gthr.—		
<i>L. longiceps</i> , Gthr.....		265
Minous		
<i>M. inermis</i> , Alc.....		524
Cottidæ—		
Cottus, L.—		
<i>C. bathybil</i> , Gthr.....		266, 524
Icelus, Kröyer—		
<i>I. bicornis</i> , (Rhdt.), J. & G.....		267
<i>I. scutiger</i> , Bean.....		524
<i>I. euryops</i> , Bean.....		524
Artediellus, Jordan—		
<i>A. uncinatus</i> , (Rhdt.), Jordan.....	LXXI, 255	267, 524
Icelinus, Jordan—		
<i>I. quadriseriatus</i> , Lockington.....		268
<i>I. filamentosus</i> , Gilb.....		524
<i>I. tenuis</i> , Gilb.....		525
<i>I. fimbriatus</i> , Gilb.....		525
<i>I. oculus</i> , Gilb.....		525
Triglops, Rhdt.—		
<i>T. Pingehi</i> , Rhdt.....	LXXI, 256	269, 525
Prionistius—		
<i>P. macellus</i> , Bean.....		525
Cottunculus, Collett—		
<i>C. microps</i> , Collett.....	LXXII, 257, 261	269, 525
<i>C. Thomsonii</i> , Gthr. (= <i>C. torvus</i> , Goode).....	LXXII, 258, 262	270, 525
Psychrolutes, Gthr.—		
<i>P. zebra</i> , Bean.....		525
<i>P. paradoxus</i> , Bean.....		525
Malacocottus, Bean—		
<i>M. zonurus</i> , Bean.....		272, 525
Cyclopteridæ (Cyclopterus)—		
Eumicrotremus, Gill—		
<i>E. spinosus</i> , (Müller), Gill.....	LXX, 250	272
Liparididæ—		
Liparis, L.—		
<i>L. lineatus</i> , (Lepechin), Kröyer.....		274
Careproctus, Kröyer—		
<i>C. gelatinosus</i> , (Pall.), Kr.....		275
<i>C. spectrum</i> , Bean.....		275
<i>C. ranula</i> , G. & B.....	LXX, 251	275
<i>C. major</i> , (Fab.), Garm.....		277
<i>C. micropus</i> , (Gthr.), Garm.....		277
Amitra, Goode—		
<i>A. liparina</i> , Goode.....	LXX, 252	278
Paraliparis, Coll.—		
<i>P. bathybil</i> , Coll.....		279
<i>P. copei</i> , G. & B.....	LXXI, 253	279
<i>P. rosaceus</i> , Gilb.....		525
Hilgendorfia, G. & B.—		
<i>H. membranacea</i> , (Gthr.), G. & B.....		280
Gymnolycodes, V.—		
<i>G. Edwardsi</i> , V.....	254	281

Names of genera and species.	Plate and figure.	Page.
TELEOCEPHALI—Continued.		
Agonidae—		
Podothecus, Gill—		282
<i>P. decagonus</i> , (Schn.), Jordan	LXXII, 259	
Bathyagonus, Gilb.—		283, 525
<i>B. nigripinnis</i> , Gilb		
Xenochirus, Gilb.—		283, 525
<i>X. triacanthus</i> , Gilb		
<i>pentacanthus</i> , Gilb		283, 525
<i>latifrons</i> , Gilb		525
Aspidophoreides, Lac.—		283
<i>A. monopterygius</i> , (Bloch)	LXXII, 260	
<i>Olriki</i>		284
Latilidae—		
Lopholatilus, G. & B.—		284
<i>L. chamaleouticeps</i> , G. & B.	LXXV, 265	
Percophidae—		
Aphritis, C. & V.—		289
<i>A. gobio</i> , Gthr		
Acanthaphritis, Gthr.—		289
<i>A. grandisquamis</i> , Gthr		
Nototheniidae—		
Notothenia—		525
<i>N. mizops</i> , Gthr		
<i>longipes</i> , Stndchr.		525
Chaenichthyidae—		
Bathyraco, Gthr.—		289
<i>B. antarcticus</i> , Gthr		
Hypsicometes, Goode—		290, 526
<i>H. gobioides</i> , Goode	LXXIV, 263	
Bathyracis, Alc. (= <i>Bembrops</i>) <i>platyrhynchus</i> , Alc.		526
Champsodon, Gthr.—		291, 526
<i>C. vorax</i> , Gthr		
Chiasmodontidae—		
Chiasmodon, Johns.—		292, 526
<i>C. niger</i> , Johns	LXXIV, 264	
Ponerodon, Alc.—		293
<i>P. vastator</i> , Alc		
Pseudoscopelus, Lütken—		292, 526
<i>P. scriptus</i> , Lütken	LXXVI, 266	
Uranoscepidae—		
Uranoscopus, L.—		294
<i>U. crassiceps</i> , Alc		
<i>kaianus</i> , Gthr		526
Batrachidae—		
Porichthys, Girard—		294
<i>P. porosissimus</i> , (C. & V.), Gthr	LXXVI, 267	
Gobiidae—		
Gobius, Cuv.—		295, 526
<i>G. cometes</i> , Alc		
<i>Lesueurii</i> , Risso		295
<i>Jeffreysii</i> , Gthr		
Callionymidae—		
Callionymus, L.—		296
<i>C. lyra</i> , L		
<i>kaianus</i> , Gthr		296
<i>calauropomus</i> , Gthr		296
<i>carlhares</i> , Alc		296
<i>phaeton</i> , Gthr		296
<i>himantophorus</i> , G. & B.	LXXVI, 268	
<i>maculatus</i> , Raf.		526
Stichæidae—		
Carelophus, Nils.—		298
<i>C. Ascanii</i> , (Walb.), Gthr		
Anarrhichadidae—		
Anarrhichas, L.—		299
<i>A. lupus</i> , L	LXXVII, 269	
<i>minor</i> , Olafsen	LXXVII, 270	
<i>latifrons</i> , S. & H.	LXXVII, 271	
Ptilichthyidae—		
Ptilichthys, Bean—		302
<i>P. Goodei</i> , Bean	LXXXVII, 304	
Zoarcidae—		
Lycodes, Rhdt.—		303
<i>L. VahlII</i> , Rhdt		
<i>Esmarkii</i> , Coll	LXXVIII, 272	303
<i>reticulatus</i> , Rhdt.	LXXVIII, 273; LXXXI, 281	305
<i>frigidus</i> , Coll	LXXVIII, 274	305
<i>mucosus</i> , Rich	LXXVIII, 275; LXXXI, 283	306

Names of genera and species.	Plate and figure.	Page.
TELEOCEPHALI—Continued.		
Zoarcidæ—Continued.		
Lycodes, Rhdt.—Continued.		
<i>L. pallidus</i> , Coll.		306
<i>perspicillum</i> , Kr.	LXXX, 278	307
<i>Lütkenii</i>		307
<i>seminudus</i> , Rhdt.		307
<i>Sarsii</i> , Coll.		307
<i>zoarehus</i> , G. & B.	LXXIX, 276; LXXXI, 283	308
<i>brevipes</i> , Bean.		526
<i>macrops</i> , Gthr.		526
<i>Lycenchelys</i> , Gill—		
<i>L. muræna</i> , (Coll.), Gill.		309
<i>Verrillii</i> , (G. & B.), Jordan.	LXXXIX, 277	309
<i>paxillus</i> , (G. & B.), Jordan.	LXXX, 279, 282	311
<i>porifer</i> , Gilb.		527
<i>albus</i> , (V.), G. & B.		527
<i>Lycodon</i> , G. & B.—		
<i>L. mirabilis</i> , G. & B.	LXXX, 280	312
<i>Aprodon</i> , Gilb.—		
<i>A. Corteziana</i>		527
<i>Lycodopsis</i> , Coll.—		
<i>L. pacificus</i> , Coll.		528
<i>paxillus</i> , Gilb.		527
<i>Bothrocar</i> , Bean—		
<i>B. mollis</i> , Bean.		528
<i>Maynea</i> —		
<i>M. pusilla</i> , Bean.		526
<i>brunnea</i> , Bean.		526
<i>Gymnelis</i> , Rhdt.—		
<i>G. viridis</i> , (Fab.), Rhdt.		313
<i>Lycodapus</i> , Gilb.—		
<i>L. fierasfer</i> , Gilb.		528
<i>Melanostigma</i> , Gthr.—		
<i>M. gelatinosum</i> , Gthr.	LXXXII, 284	314
<i>Brotulidæ</i> —		
<i>Bythites</i> , Rhdt.—		
<i>B. fuscus</i> , Rhdt.		316
<i>Grammonus</i> , Gill—		
<i>G. ater</i> , (Risso), G. & B.		317, 528
<i>Oligopus</i> —		
<i>O. ater</i>		528
<i>armatus</i> , Döderlein.		528
<i>Catætyx</i> , Gthr.—		
<i>C. Messieri</i> , Gthr.		318
<i>rubrirostris</i> , Gilb.		318, 528
<i>Saccogaster</i> , Alc.—		
<i>S. maculatus</i> , Alc.		318, 528
<i>Diplacanthopoma</i> , Gthr.—		
<i>D. brachysoma</i> , Gthr.		319, 528
<i>Alcocki</i> , G. & B.		528
<i>Dicromita</i> , G. & B.—		
<i>D. Agassizii</i> , G. & B.	LXXXII, 285	319
<i>metriostoma</i> , (V.), G. & B.		320
<i>microphthalma</i> , (V.), G. & B.		320
<i>oncerocephala</i> , (V.), G. & B.		321
<i>Bassozetus</i> , Gill—		
<i>B. normalis</i> , Gill.	LXXXII, 287	322
<i>compressus</i> , (Gthr.), G. & B.		322
<i>tænia</i> , (Gthr.), G. & B.		323, 529
<i>catena</i> , G. & B.	LXXXII, 286	323
<i>glutinosus</i> , Alc.		322, 528
<i>Glyptophidium</i> , Alc.—		
<i>G. argenteum</i> , Alc.		324, 529
<i>macrops</i> , Alc.		529
<i>Dermatorus</i> , Alc.—		
<i>D. trichiurus</i> , Alc.		325, 529
<i>melanocephalus</i> , Alc.		325
<i>Neobythites</i> , G. & B. (= <i>Pycnocraspedum</i> Alc.)—		
<i>N. Gillii</i> , G. & B.	LXXXIII, 289	325
<i>marginatus</i> , G. & B.	LXXXIII, 290	326
<i>macrops</i> , Gthr.		326, 529
<i>crassus</i> , (V.), G. & B.		327
<i>steatitens</i> , Alc.		529
<i>squamipinnis</i>		529
<i>Benthocometes</i> , G. & B.—		
<i>B. robustus</i> , G. & B.	LXXXII, 288	327
<i>murænolepis</i> , (V.), G. & B.		328

TABLE OF CONTENTS.

XVII

Names of genera and species.	Plate and figure.	Page.
TELEOCEPHALI—Continued.		
Brotulidæ—Continued.		
Bassogigas, Gill—		
B. Gillii, G. & B.	LXXXIII, 291	328, 529
grandis, (Gthr.), G. & B.		329, 529
pterotus, (Alc.), G. & B.		328, 529
stelliferoides, (Gilb.), G. & B.		328, 529
Alcockia, G. & B.—		
A. rostratus, (Gthr.), G. & B.		329
Celema, G. & B.—		
C. nuda, (V.), G. & B.		330
subarmata, (V.), G. & B.		330
Mœbia, G. & B.—		
M. gracilis, (Gthr.), G. & B.		331
Barathrodemus, G. & B.—		
B. manatinus, G. & B.	LXXXIV, 294	332
Pycnoceraspedum, Alc.—		
P. squamipinne, Alc.		333, 529
Neuatonus, Gthr.—		
N. pectoralis, (G. & B.), Gthr.	LXXXIV, 295	333
Porogadus, G. & B.—		
P. miles, G. & B.	LXXXIII, 292	334
Penopus, G. & B.—		
P. MacDonaldi, G. & B.	LXXXIV, 293	336
Acanthonus, Gthr.—		
A. armatus, Gthr.		336
Tauredophidium, Alc.—		
T. Hextii, Alc.	LXXXIV, 296	336
Pteroidonus, Gthr.—		
P. quinquarius, Gthr.		337
Dicrolene, G. & B. (=Paradierolene, Alc.)—		
D. intronigra, G. & B.	LXXXV, 297	338
multifilis, Alc.		337, 529
nigricaudis, Alc.		338, 529
Vaillantii, Alc.		338, 529
Mixonus, Gthr.—		
M. laticeps, Gthr.	LXXXIV, 296	339
Siroambo, Blk.—		
S. inermis, (Schl.), Blk.		340
Monomitopus, Alc.—		
M. nigripinnis, Alc.		340, 529
Typhlous, Gthr.—		
T. nasus, Gthr.		340
Barathronus, G. & B.—		
B. bicolor, G. & B.	LXXXV, 298	341
Aphyonus, Gthr.—		
A. gelatinosus, Gthr.		342
mollis, G. & B.	LXXXV, 299	342
Rhodichthys, Coll.—		
R. regina, Coll.	LXXXVI, 303	342
Alexeterion, V.—		
A. Parfaiti, V.	LXXXVI, 300	343
Bellottia, Gigl.—		
B. apoda, Gigl.		344
Hephthocara, Alc.—		
H. simum, Alc.		344
Lamprogrammus, Alc.—		
L. niger, Alc.	LXXXVI, 302	344, 530
fragilis, Alc.		530
Ophidiidæ—		
Ophidium—		
O. murænolepis, Gthr.		530
Otophidium, Gill—		
O. omostigma, (J. & G.), Jordan	LXXXVII, 305	345
Leptophidium, Gill—		
L. cervinum, G. & B.	LXXXVII, 306	346
profundorum, Gill.	LXXXVII, 307	347
marmoratum, G. & B.	LXXXVII, 308	348
pardale, Gilb.		530
microlepis, Gilb.		530
stigmatistium, Gilb.		530
emmelas, Gilb.		530
Ateleopodidæ—		
Ateleopus, Schl.—		
A. japoniens, Schl.		349
indicus, Alo.		349, 530

Names of genera and species.	Plate and figure.	Page.
TELEOCEPHALI—Continued.		
Lophotidæ—		
Lophotes, Giorna—		
L. Cepedianus, Giorna.....	CXV, 389	349
cristatus, Johns.....		350
Capellei, T. & S.....	CXV, 390	351
ANACANTHINI:		
Gadidæ—		
Gadus, Art.—		
G. morrhua, L.....		354
Melanogrammus, Gill—		
M. æglefinus, (L.), Gill.....		354, 530
Brachygadus—		
B. minutus, (L.), Gill.....		
Gadiculus, Guich.—		
G. argentens, Guich.....		355, 530
Micromesistius, Gill—		
M. pontassou, (Risso), Gill.....		355, 530
Merlangus—		
M. vulgaris.....		530
Phycis, Schn.—		
P. mediterraneus, Delaroche.....		356
Earlii, G. & B.....		356
blenuioides, (Br.), Schn.....		357, 530
regius, (Walb.), J. & B.....	LXXXVIII, 309	357
cirratus, G. & B.....	LXXXVIII, 310	358
chuss, (Walb.) Gill.....	LXXXVIII, 311	359
tennis, (Mitch.), DeKay.....	LXXXIX, 312	359
Chesteri, G. & B.....	LXXXIX, 313	360
Læmonema, Gthr.—		
L. Yarrellii, (Lowe), Gthr.....		362
robustum, Gthr.....		362
barbatula, G. & B.....	XC, 315	362
melanurum, G. & B.....	XC, 316	363
Molva, Nils.—		
M. vulgaris, Flem.....	XC, 317	364
byrkelange, Walb.....		365
elongata, (Otto), Gthr.....		365
Physiculus, Kaup—		
P. Dalwigkii, Kaup.....		366, 531
Kaupi, Poey.....	XCI, 318	366
peregrinus, Gthr.....		366
fulvus, Bean.....	XCI, 319	366
rastrelliger, Gilb.....		530
nematopus, Gilb.....		530
rosens, Ale.....		530
argyropastus, Ale.....		530
Uraleptus, Costa—		
U. Maraldi, (Risso), Costa.....	XCI, 320	367
near Maraldi.....		368
Lotella, Kaup—		
L. maxillaris, Bean.....	XCI, 321	368
Mora, Risso—		
M. mediterranea, Risso.....	XCI, 322	369, 531
Lepidion, Sw.—		
L. Rissoi, Sw.....	XCI, 323	370, 531
Güntheri, (Gigl.), G. & B.....		370
eques, (Gthr.), G. & B.....		371
ensiferus, (Gthr.), G. & B.....		371, 531
inosimæ, Gthr.....		531
Salilota—		
S. australis, Gthr.....		531
Antimora, Gthr.—		
A. viola, (G. & B.), Jordan.....	XCI, 324	372
rostrata, Gthr.....		375
microlepis, Bean.....		531
Halargyreus, Gthr.—		
H. brevipes, V.....	XCI, 325	375
Johnsonii, Gthr.....		376, 531
near Johnsonii.....		376
Eretmophorus, Gigl.—		
E. Kleinenbergi, Gigl.....		377
Hypsirhynchus, Fac.—		
H. hepaticus, Fac.....		380
Strinsia, Raf.—		
S. tinca, Raf.....	XCI, 326	380
Melanonus, Gthr.—		
M. gracilis, Gthr.....		380

Names of genera and species.	Plate and figure.	Page.
ANACANTHINI—Continued.		
Gadidae—Continued.		
Onos, Risso—		
O. ensis, (Rhdt.), Gill.....	XCV, 327	381
macrophthalmus, Gthr.....		382
biscayensis, Coll.....		382
Reinhardtii, (Kr.), Coll.....		383, 531
tricirratus, (Bloch), G. & B.....		383
Rhinonemus, Gill—		
R. cimbrius, (L.), G. & B.....	XCV, 328	384, 531
Brosmius, Cuv.—		
B. brosme, (Müll.), Gthr.....	XCV, 329	385
Brosmiculus, V.—		
B. imberbis, V.....		385
Merlucciidae—		
Merluccius, Raf.—		
M. bilinearis, (Mitch.), Gill.....	XCV, 330	386
smiridus, (Raf.), G. & B.....		388
Bregmacerotidae—		
Bregmaceros, Thompson—		
B. atlanticus, G. & B.....	XCV, 331	388
MacClellandii, Thompson.....		389, 531
Macruridae—		
Macrurus, Bloch—		
M. berglax, Lac.....	XCVI, 334	391
sclerorhynchus, Val.....		391
smiliophorus, Vaill.....		392
aqualis, (Gthr.), G. & B.....		392
serratus, Lowe.....		392
Bairdii, G. & B.....	XCVI, 335	393
holotrachys, Gthr.....		396
zaniaphorus, V. (near holotrachys, V.).....		397
rudis, Gthr.....		390
asper, Gthr.....		390
steligidolepis, Gilb.....		391
carinatus, Gthr.....		391
investigatoris, Alc.....		390, 531, 532
semiquineuciatius, Alc.....		390, 531, 532
Hoskynii, Alc.....		390, 531, 532
Hextii, Alc.....		390, 531, 532
Wood-Masoni, Alc.....		390, 531, 532
Petersonii, Alc.....		390, 531, 532
brevirostris, Alc.....		390, 531, 532
macrolophus, Alc.....		390, 531, 532
lophotes, Alc.....		390, 532
polylepis, Alc.....		390
nasutus, Gthr.....		390
serrulatus, Gthr.....		531
hispidus, Alc.....		532
pumiliceps, Alc.....		532
Cælorhynchus, Giorna—		
C. atlanticus, (Lowe), G. & B.....		397, 533
carminatus, (Goode), G. & B.....	XCVI, 336	398
occa, G. & B.....	XCV, 332, 333, 337	400
japonicus, (V.), (near occa).....		400
japonicus, Schl.....		400, 533
caribbaeus, G. & B.....	XCVII, 338	401
fasciatus, (Gthr.), G. & B.....		402
parallelus, Gthr.....		532
australis, Gthr.....		532, 533
quadricristatus, Alc.....		533
flavellispinis, Alc.....		533
Coryphænoides, Gunner—		
C. rupestris, Gunner.....		402
sulcatus, G. & B.....		403, 533
carapinus, G. & B.....	XCVII, 339	401
altipinnis, Gthr.....		402
serratus, Lowe.....		525
Hymenocephalus, Gigl.—		
H. italicus, Gigl.....		406
Goodei, (Gthr.), Bean.....	XCVII, 340	407
cavernosus, G. & B.....	XCVII, 341	408
heterolepis, Alc.....		533
Lionurus, Gthr.—		
L. filicanda, Gthr.....	XCVIII, 342	409
Trachonurus, Gthr.—		
T. sulcatus, G. & B.....	XCVIII, 343	410
villosus, Gthr.....		409

Names of genera and species.	Plate and figure.	Page.
ANACANTHINI—Continued.		
Macruridae—Continued.		
Cetomurus, Gthr.—		
<i>C. globiceps</i> , V	XCVIII, 344	411
<i>crassiceps</i> , Gthr		411
Chalinara, G. & B.—		
<i>C. simula</i> , G. & B.	XCVIII, 345	412
<i>brevibarbis</i> , G. & B.		413
<i>occidentalis</i> , G. & B.		413
<i>leptolepis</i> , Gthr		414
<i>fernandezianus</i> , Gthr		412
<i>hiocephala</i> , Gthr		412
Murrayi, Gthr		412
<i>serrula</i> , Bean		412
<i>hispida</i> , Alc		412
<i>mediterranea</i> , Gigl	XCIX, 345	533
Optonurus, Gthr.—		
<i>O. denticulatus</i> , Gthr		414
Malacocephalus, Gthr.—		
<i>M. laevis</i> , (Lowe), Gthr		415
<i>occidentalis</i> , G. & B.		415
<i>sublaevis</i> , (V.)		535
Nematonurus, Gthr.—		
<i>N. armatus</i> , (Hector)		416
<i>gigas</i> , (V.), G. & B.		416
<i>affinis</i> , (Gthr.)		416
Moseleya, G. & B.—		
<i>M. longifilis</i> , (Gthr.), G. & B.	XCIX, 347	417
Abyssicola, G. & B.—		
<i>A. macrochir</i> , (Gthr.), G. & B.	C, 348	417
Trachyrhynchus, Giorna—		
<i>T. scabrus</i> , (Raf.), G. & B.	C, 349	417, 534
Murrayi, Gthr		418
<i>longirostris</i> , Gthr		417, 534
Macruronus, Gthr.—		
<i>M. novae-zelandiae</i> , (Hector), Gthr	CI, 350	418, 534
Steindachneria, G. & B.—		
<i>S. argentea</i> , G. & B.	CI, 351	419
Bathygadus, Gthr.—		
<i>B. favosus</i> , G. & B.	CI, 352	420
<i>arcuatus</i> , G. & B.		421
<i>longifilis</i> , G. & B.		422
<i>near longifilis</i> , Alc		423
<i>dispar</i> , (V.), G. & B.		423
<i>macrops</i> , G. & B.		423
<i>melanobranchus</i> , V.		424
<i>cottoides</i> , Gthr		420
<i>multifilis</i> , Gthr		420
<i>furvescens</i> , Alc		535
Lycionidae—		
Lyconus, Gthr.—		
<i>L. pinnatus</i> , Gthr		425
HETEROSOMATA:		
Pleuronectidae—		
Lepidopsetta—		
<i>L. maculata</i> , Gthr		535
Chascanopsetta, Alc.—		
<i>C. lugubris</i> , Alc		535
Pæcilopsetta, Gthr.—		
<i>P. maculosa</i> , Alc		535
Limanda, Gottsche—		
<i>L. vulgaris</i> , Gottsche		427
<i>microstoma</i> , Gthr		427
<i>ferruginea</i> , (Storer), G. & B.		427
Beanii, Goode	CII, 355	428
Glyptocephalus, Gottsche—		
<i>G. cynoglossus</i> , (L.), Gill	CII, 356	430
Hippoglossus, Cuv.—		
<i>H. vulgaris</i> , Flem.	CV, 363	434
Platysomatichthys, Blkr.—		
<i>P. hippoglossoides</i> , (Walb.), G. & B.	CV, 364	435
Paralichthys, Girard—		
<i>P. oblongus</i> , (Mitch.), J.		436
Hectoris, Gthr		436
boops, Hector		436
<i>ocellatus</i> , Gthr		436
Notosema, G. & B.—		
<i>N. dilecta</i> , G. & B.	CIV, 362; CVI, 365	437

Names of genera and species.	Plate and figure.	Page.
HETEROSOMATA—Continued.		
Pleuronectidæ—Continued.		
Ippoglossoides, Gottsche—		
<i>I. platessoides</i> , (Fab.), Gill	CVII, 367	438
Lepidorhombus, Gthr.—		
<i>L. megastoma</i> , (Dou.), Gthr		439
<i>Boscii</i> , (Risso)		439, 535
Scianectes, Alc.—		
<i>S. lophoptera</i> , Alc		440
<i>macrophthalma</i> , Alc	CVIII, 371	440
Trichopsetta, Gill—		
<i>T. ventralis</i> , (G. & B.), Gill	CIX, 372	440
Arnoglossus—		
<i>A. Grobmanni</i> , Bon		536
Platophrys, Sw.—		
<i>P. nebularis</i> , J. & G		441
<i>cornutus</i> , Gthr		442
Citharichthys, Blkr.—		
<i>C. arcifrons</i> , Goode	CVI, 366	442
<i>unicornis</i> , Goode	CVIII, 369	444
<i>microstomus</i> , Gill		446
<i>spilopterus</i> , Gthr	CVIII, 370	447
<i>dinoceros</i> , G. & B		447
<i>patulus</i> , (G. & B.), J. & G	CIX, 373	448
<i>Etropus</i> , J. & G.—		
<i>E. rimosus</i> , G. & B	CIV, 360, 361	450
Cyclopsetta, Gill—		
<i>C. fimbriata</i> , G. & B.	CVII, 368	451
Monolene, Goode—		
<i>M. sessilicauda</i> , Goode	CIII, 357	452
<i>atrimana</i> , G. & B.	CIII, 358	455
Soleidæ—		
Solea, Cuv.—		
<i>S. vulgaris</i> , Quensel		457
<i>Greeni</i> , Gthr		536
<i>umbralites</i> , Alc		536
Microchirus, Bon.—		
<i>M. variegatus</i> , (Don.), M.		457
<i>profundicolus</i> , (V.), G. & B.		457
Aphoristia, Kaup—		
<i>A. nebulosa</i> , G. & B.	CX, 375	458
<i>septemstriata</i> , Alc		536
<i>marginata</i> , G. & B	CX, 376	459
<i>pigra</i> , G. & B.	CX, 377	460
<i>diomedeana</i> , G. & B	CX, 378	460
<i>pusilla</i> , G. & B	CX, 379	461
<i>trifasciata</i>		537
Ammoploeurops, Gthr.—		
<i>A. lacteus</i> (Bon.), Gthr		462
Arelia, Kaup—		
<i>A. Carpenteri</i> , (Alc.)		462
CRANIOMI:		
Triglidæ, Risso—		
Trigla, Art.—		
<i>T. cuculus</i> , L		463
<i>gurnardus</i> , L		537
<i>lyra</i> , L		463
<i>leptacantha</i> , Gthr		463
<i>spiloptera</i> , Gthr		463
<i>hemistieta</i> , Schl		463
<i>milvus</i> , Bp		463
<i>corax</i> , Bp		537
<i>cavillone</i>		
Lepidotrigla, Gthr.—		
<i>L. cavillone</i> , (Lac.)		463
Prionotus, Lac.—		
<i>P. militaris</i> , G. & B.	CXI, 380; CXII, 384	364
<i>egretta</i> , G. & B	CXI, 381	465
<i>Stearnsii</i> , J. & S		466
<i>alatus</i> , G. & B	CXI, 382	467
<i>palmipes</i> , (Mitch.), Storer		468
<i>Beani</i> , Goode (wrongly named in plate <i>P. trinitatis</i>)	CXII, 383	468
Peristediæ—		
Peristedion, Lac.—		
<i>P. minutum</i> , Goode	CXIII, 385	470
<i>longispatha</i> , G. & B.	CXIV, 386	472
<i>imberbe</i> , Poey		472

Names of genera and species.	Plate and figure.	Page.
CRANIOMI—Continued.		
Peristediidae—Continued.		
Peristedion, Lac.—Continued.		
<i>P. gracile</i> , G. & B.	CXIV, 387	473
<i>platycephalum</i> , G. & B.	CXIV, 388	474
<i>truncatum</i> , Gthr.		475
<i>moluccense</i> , Blkr.		470
<i>Murrayi</i> , Gthr.		470, 537
<i>liorhynchum</i> , Gthr.		470
<i>cataphractum</i> , (L.)		537
<i>Rivers-Andersoni</i> , Ale.		537
TAENIOSOMI:		
Trachypteridae—		
Trachypterus, Gonau—		
<i>T. iris</i> , (Walb.), C. & V.	CXV, 391	477
<i>gryphurus</i> , Lowe.		478
<i>arcticus</i> , (Br.), Nils.	CXVI, 392	479
<i>Rüppellii</i> , Gthr.		479
<i>liopterus</i> , C. & V.		479
<i>cristatus</i> , Bonelli.		479
<i>repandus</i> , (Met.), Costa.		480
<i>Spinolæ</i> , C. & V.		480
<i>altivelis</i> , Kner.		480
<i>altivelis</i> , Hutton.		480
<i>arawata</i> , Clarke.		480
Regalecidae—		
Regalecus, Brun.—		
<i>R. glesne</i> , Asc.	CXVII, 395	480
<i>pacificus</i> , Haase.		480
<i>argenteus</i> , Hutton.		480
Stylephoridae—		
Stylephorus, Shaw—		
<i>S. chordatus</i> , Shaw.	CXVI, 393, 394	482
HEMIBRANCHII:		
Macrorhamphosidae—		
Macrorhamphosus, Lac.—		
<i>M. scolopax</i> , (L.)	CXVII, 396	483
Aulostomidae—		
Aulostoma, Lac.—		
<i>A. coloratum</i> , M. & T.		484
<i>chinense</i> , L.		481
<i>longipes</i> , V.	CXVII, 397	484
PEDICULATI:		
Lophiidae—		
Lophius, Art.—		
<i>L. piscatorius</i> , L.	CXVIII, 400	485
<i>budegassa</i> , Sp.		485
<i>Naresii</i> , Gthr.		485
Lophiomus, Gill—		
<i>L. setigerus</i> , (Wahl), Gill.		485
Lophiodes, G. & B.—		
<i>L. mutilus</i> , (Alec.)		537
<i>ingubris</i> , (Alec.)		537
Antennariidae—		
Pterophryne, Gill—		
<i>P. histrio</i> , (L.), Gill.		486
Antennarius, Cuv.—		
<i>A. pleurophthalmus</i> , Gill.		487
Chauanax, Lowe—		
<i>C. pictus</i> , Lowe.	CXVII, 398	487
Ceratiidae—		
Ceratias, Kr.—		
<i>C. Holbüllii</i> , Kr.	CXVII, 399	489
Diceratias, Gthr.—		
<i>D. hispidus</i> , Gthr.		489
Mancalias, Gill—		
<i>M. uranoscopus</i> , (Murray), Gill.		490
<i>Shufeldtii</i> , Gill.	CXIX, 401	490
Cryptopsaras, Gill—		
<i>C. Couesii</i> , Gill.	CXIX, 402	491
<i>carunculatus</i> , Gthr.		491
Oneirodes, Lütken—		
<i>O. Eschrichtii</i> , Lütken.		492
Paroneirodes, Ale.—		
<i>P. glomeratus</i> , Ale.	CXIX, 404	493
Himantolophus, Rhdt.—		
<i>H. groenlandicus</i> , Rhdt. (fig. misnamed <i>C. Reinhardtii</i>).	CXX, 405	493

TABLE OF CONTENTS.

XXIII

Names of genera and species.	Plate and figure.	Page.
PEDICULATI—Continued.		
Ceratiidæ—Continued.		
Corynolophus, Gill—		
C. Reinhardtii, (Lütken), Gill.....		494
Ægeonichthys, Clarke—		
A. Appellii, Clarke.....		494
Melanocetus, Gthr.—		
M. Johnsonii, Gthr.....	CXX, 406	494
Liocetus, Gthr.—		
L. Murrayi, Gthr.....	CXX, 407	495
Linophryne, Collett—		
L. lucifer, Collett.....	CXXI, 408	496
Caulophryne, G. & B.—		
C. Jordani, G. & B. (plate as <i>C. setosus</i>).....	CXXI, 409	496
Onchocephalidæ—		
Onchocephalus, (Fisch.), Gill—		
O. radiatus, (Mitch.), G. & B.....		498
vespertilio, (L.), G. & B.....		499, 537
Malthopsis, Alc.—		
M. luteus, Alc.....		537
Halientæa, C. & V.—		
H. stellata, C. & V.....	CXIX, 403	499
coccinea, Alc.....	CXXI, 410	499
nigra, Alc.....		537
spongiosa, Gilb.....		537
fumosa, Alc.....		537
Halientella, G. & B.—		
H. lappa, G. & B.....	CXXII, 412	500
Dibranchus, Peters—		
D. atlanticus, Peters.....	CXXII, 413	501
nasutus, Alc.....		537
micropus, Alc.....		537
Halimetus, Alc.—		
H. ruber, Alc.....		503
Halientichthys, Poey—		
H. aculeatus, (Mitch.), Geode.....	CXXII, 414	504
APPENDIX:		
Additions and corrections.....		507
ALPHABETICAL INDEX.....		539

OCEANIC ICHTHYOLOGY.

LIST OF PLATES AND FIGURES.

NOTE.—The actual size of the specimens from which the figures are drawn may, in most instances, be determined by the use of the inch mark beneath the engraving, which in the photographic reduction of the drawing is reduced in the same proportion as the drawing itself. Where this is not present, the scale of reduction is approximately indicated in this list of plates, except in the case of outlines copied from published figures and of large species of very variable length, such as the sharks and rays. Where no reference to length appears either upon the plate or in the list of figures, it may be assumed that the figure is of natural size, or nearly so.

PLATE I.

	Text page.
1. <i>Myxine glutinosa</i> , Linnaeus.....	2
Drawing by H. L. Todd, from No. 23466, U. S. N. M. (Gloucester Donation No. 287), N. lat. 43° 33', W. lon. 52° 10', 300 fathoms.	
2. <i>Myxine australis</i> , Jenyns.....	3
Drawing by A. H. Baldwin, from a specimen collected by the steamer <i>Albatross</i> at Station 2770, in S. lat. 48° 37' 00'', W. lon. 65° 16' 00'', at a depth of 58 fathoms.	
3. <i>Petromyzon marinus</i> , Linnaeus.....	4
Drawing by H. L. Todd, from No. 10654, U. S. N. M., collected at Wood's Holl, Mass., by Vinal N. Edwards.	

PLATE II.

1. <i>Scymnorhinus lichia</i> , (Bonaparte), Bonaparte.....	7
Drawing from Bonaparte, <i>Fauna Italica</i> , Pl. 142.	
5. <i>Etmopterus pusillus</i> , (Lowe), Günther.....	10
Drawing by H. L. Todd, from a specimen collected by the steamer <i>Blake</i> at Station CVIII, off St. Kitt's, West Indies, in 208 fathoms. (About three-fourths natural size.)	
6. <i>Scylliorhinus retifer</i> , (Garman), Jordan.....	10
Drawing by H. L. Todd, from a specimen collected by the steamer <i>Blake</i> at Station CVII, off Barbados. (Slightly reduced.)	
7. <i>Centroscyllium Fabricii</i> , (Reinhardt), Müller and Henle.....	11
Drawing by A. H. Baldwin, from No. 22879, U. S. N. M., collected by George W. Scott, in N. lat. 44° 23', W. lon. 53° 25', at a depth of 200 fathoms.	

PLATE III.

8. <i>Somniosus microcephalus</i> , (Schneider), Goode and Bean.....	7
Outline from Day, <i>Fishes of Great Britain and Ireland</i> , Pl. CLXII, Fig. 1.	
9. <i>Echinorhinus spinosus</i> , (Gmelin), Blainville.....	8
Outline from Day, <i>Fishes of Great Britain and Ireland</i> , Vol. II, Pl. CLXII, Fig. 2.	
10. <i>Pristiurus melastomus</i> , (Rafinesque), Bonaparte.....	20
Drawing from <i>Annales du Musée d'Hist. Nat. Paris</i> , Vol. XVIII, Pl. VI.	
11. <i>Centrophorus granulatus</i> , Müller and Henle.....	12
Outline from Müller and Henle, <i>Elasmobranchs</i> , Pl. 33.	

PLATE IV.

	Text page.
12. <i>Scymnodon ringens</i> , Bocage and Capello.....	11
Drawing from Bocage and Capello, Peix. Plagiost., Vol. 1, Pl. 1, Fig. 1.	
13. <i>Centroscymnus coelepis</i> , Bocage and Capello.....	14
Drawing by H. L. Todd, from No. 26219, U. S. N. M., collected by the steamer <i>Fish Hawk</i> at Station 893, off Marthas Vineyard, N. lat. 39° 52' 20'', W. lon. 70° 58' 00'', in 372 fathoms. (About two-thirds natural size.)	
14. 15. <i>Scylliorhinus retifer</i> , (Garman), Jordan.....	16
Drawings by H. L. Todd, from No. 26745, U. S. N. M., collected by the steamer <i>Fish Hawk</i> at Station 896, in N. lat. 37° 26', W. lon. 74° 19', at a depth of 56 fathoms:	

PLATE V.

16. <i>Scylliorhinus profundorum</i> , Goode and Bean.....	17
Drawing by M. M. Smith, from No. 35646, U. S. N. M., collected by the steamer <i>Albatross</i> at Station 2234, in N. lat. 39° 09', W. lon. 72° 03' 15'', at a depth of 810 fathoms.	
17. <i>Spinax niger</i> , Bonaparte.....	10
Drawing from Bonaparte, Fauna Italica.	
18. <i>Pseudotriacis microdon</i> , Capello.....	18
Drawing by H. L. Todd, from No. 32516, U. S. N. M., from Amagansett, N. Y., collected by J. B. Edwards, keeper of Suffolk Life-Saving Station. (About one-seventeenth natural size.)	
19. <i>Cetorhinus maximus</i> , Gunner.....	21
Drawing from Annales du Musée d'Hist. Nat. Paris, Vol. XVIII, Pl. VI: reengraved from Fish. Ind., Pl. 249, upper figure.	

PLATE VI.

20. <i>Pristiurus atlanticus</i> , Vaillant.....	21
Outline from Vaillant, Explorations Scientifiques du Travailleur et Talisman, Pl. 1, Fig. 1.	
21. <i>Oxynotus centrina</i> , (Linnaeus), Rafinesque.....	15
Drawing from Bonaparte, Fauna Italica, Pl. 141.	
22. <i>Chlamydoselachus anguineus</i> , Garman.....	22
Outline from Day, Fishes of Great Britain and Ireland, Pl. CLXXIV.	

PLATE VII.

23. <i>Raia Ackleyi</i> , Garman.....	25
Drawing by J. C. Van Hook, from No. 43726, U. S. N. M., collected by the steamer <i>Blake</i> on Yucatan Banks, Gulf of Mexico.	
24. <i>Raia Ackleyi ornata</i> , Garman.....	26
Drawing by J. C. Van Hook, from No. 43727, U. S. N. M., from the Museum of Comparative Zoölogy, collected at a depth of 138-142 fathoms. (Slightly enlarged.)	

PLATE VIII.

25. <i>Raia circularis</i> , Couch.....	27
Outline from Day, Fishes of Great Britain and Ireland, Pl. CLXXIV.	
26. <i>Raia plutonia</i> , Garman.....	27
Outline by J. C. Van Hook, from a specimen collected by the steamer <i>Blake</i> , in about N. lat. 32°, W. lon. 78°, at a depth of 229-334 fathoms.	

PLATE IX.

27. <i>Raia radiata</i> , Donovan.....	25
Drawing by H. L. Todd, from No. 23514, U. S. N. M., collected by the U. S. Fish Commission off Provincetown, Mass. (About four-sevenths natural size.)	
28. <i>Raia hyperborea</i> , Collett.....	28
Outline from Collett, Fishes Norwegian North Atlantic Expedition, Pl. IX.	
29. <i>Raia lævis</i> , Mitchill.....	28
Drawing by H. L. Todd, from No. 21577, U. S. N. M., collected by the steamer <i>Fish Hawk</i> at Station 771, in Narragansett Bay, at a depth of 8½ fathoms.	
30. <i>Raia granulata</i> , Gill.....	29
Drawing by H. L. Todd, from the type specimen, collected by Capt. Joseph W. Collins, of the Gloucester fishing fleet, on Le Have Bank. (About one-fourteenth natural size.)	

PLATE X.

	Text page.
31. <i>Chimæra monstrosa</i> , Linnaeus	31
Outline from Bonaparte, Fauna Italica, Pl. 130.	
32. <i>Chimæra affinis</i> , Capello	31
Drawing by H. L. Todd, from a specimen collected on the southeastern portion of Le Itave Bank, in N. lat. 42° 40', W. lon. 63° 23'. (About one-seventh natural size.)	
33-35. <i>Chimæra affinis</i> , Capello	31
Drawings by S. F. Denton, from a specimen collected by the schooner <i>Centennial</i> , Capt. D. C. Murphy, off Banquereux, in N. lat. 43° 46', W. lon. 59° 49'. (Natural size.)	
36. <i>Callorhynchus antarcticus</i> , (Linnaeus)	32
Outline from Zoölogy of Beechey's Voyage, Pl. xxiii.	

PLATE XI.

37, 38. <i>Harriotta Raleighana</i> , Goode and Bean	33
Drawings by M. M. Smith, from No. 35631, U. S. N. M., collected by the steamer <i>Albatross</i> at Station 2235, in N. lat. 39° 12' 00'', W. lon. 72° 03' 30'', at a depth of 707 fathoms.	
39, 40. <i>Harriotta Raleighana</i> , Goode and Bean	33
Drawings by S. F. Denton, from No. 35520, U. S. N. M., collected by the steamer <i>Albatross</i> , at Station 2210, in N. lat. 39° 37' 45'', W. lon. 71° 18' 45'', at a depth of 991 fathoms. (About one and three-fourths natural size.)	

PLATE XII.

41. <i>Alepocephalus rostratus</i> , Risso	36
Outline from Cuvier and Valenciennes, Histoire Naturelle des Poissons de la France, Pl. 566.	
42. <i>Alepocephalus niger</i> , Günther	38
Outline from Günther, Challenger Report, Vol. xxii, Pl. lvi.	
43. <i>Conocara macroptera</i> , (Vaillant), Goode and Bean	39
Outline from Vaillant, Expéditions Scientifiques du Travailleur et du Talisman, Pl. xi, Fig. 2.	
44. <i>Bathytroctes macrolepis</i> , Günther	41
Outline from Günther, Challenger Report, Vol. xxii, Pl. lvii, Fig. A.	

PLATE XIII.

45. <i>Alepocephalus Agassizii</i> , Goode and Bean	37
Drawing by H. L. Todd, from No. 33056, U. S. N. M., collected by the steamer <i>Albatross</i> at Station 2030, in N. lat. 39° 29' 45'', W. lon. 71° 43', at a depth of 588 fathoms.	
46. <i>Alepocephalus productus</i> , Gill	37
Drawing by H. L. Todd, from type No. 33341, U. S. N. M., collected by the steamer <i>Albatross</i> at Station 2035, in N. lat. 39° 26' 16'', W. lon. 70° 02' 37'', at a depth of 1,362 fathoms.	
47. <i>Alepocephalus Bairdii</i> , Goode and Bean	38
Drawing by H. L. Todd, from type No. 22468, U. S. N. M. (Gloucester Donation No. 305), collected by Christian Johnson, of the schooner <i>William Thompson</i> , on the Grand Banks, in 200 fathoms. (About one-fourth natural size.)	
48. <i>Conocara McDonaldi</i> , Goode and Bean	39
Drawing by S. F. Denton, from a specimen collected by the steamer <i>Blake</i> at Station CLXXII, in N. lat. 24° 36', W. lon. 84° 05', at a depth of 955 fathoms.	

PLATE XIV.

49. <i>Bathytroctes antillarum</i> , Goode and Bean	44
Drawing by M. M. Smith, from type No. 43739, U. S. N. M., collected by the steamer <i>Albatross</i> at Station 2394, in N. lat. 28° 38' 30'', W. lon. 87° 02', at a depth of 420 fathoms.	
50. <i>Bathytroctes æquatoris</i> , Goode and Bean	44
Drawing by A. H. Baldwin, from a specimen obtained by the steamer <i>Albatross</i> at Station 2793, in N. lat. 01° 03', W. lon. 80° 15', at a depth of 741 fathoms.	
51. <i>Aleposomus Copei</i> , Gill	47
Drawing by H. L. Todd, from type No. 33551, U. S. N. M., collected by the steamer <i>Albatross</i> at Station 2099, in N. lat. 37° 12' 20'', W. lon. 69° 39', at a depth of 2,949 fathoms.	

	Text page.
52. <i>Pterothissus gissu</i> , Hilgendorf.....	51
Outline from Günther, Challenger Report, Vol. XXII, Pl. LVI, Fig. A. (About one-half natural size.)	
PLATE XV.	
53. <i>Platytroctes apus</i> , Günther.....	46
Outline from Günther, Challenger Report, Vol. XXII, Pl. LVIII, Fig. A.	
54. <i>Anomalopterus pinguis</i> , Vaillant.....	49
Outline from Vaillant, Expéditions Scientifiques du Travailleur et du Talisman, Pl. XI, Fig. I.	
55. <i>Aulastomatomorpha phosphorops</i> , Alcock.....	50
Outline from Wood-Mason, Natural History Notes from H. M. Indian survey steamer <i>Investigator</i> , No. 21, Fig. 1. (One-half natural size.)	
56. <i>Leptoderma macrops</i> , Vaillant.....	49
Outline from Vaillant, Expéditions Scientifiques du Travailleur et du Talisman, Pl. XII, Fig. 2.	
PLATE XVI.	
57. <i>Xenodermichthys nodulosus</i> , Günther.....	46
Outline from Günther, Challenger Report, Vol. XXII, Pl. LVIII, Fig. C.	
58. <i>Aleposomus socialis</i> , (Vaillant), Goode and Bean.....	48
Outline from Vaillant, Expéditions Scientifiques du Travailleur et du Talisman, Pl. XIII, Fig. 1.	
59. <i>Microstoma rotundatum</i> , (Risso), Günther.....	53
Outline from Cuvier and Valenciennes, Histoire Naturelle des Poissons de la France, Vol. XVIII, Pl. 514.	
60. <i>Harpodon macrochir</i> , Günther.....	59
Outline from Günther, Challenger Report, Vol. XXII, Pl. XLVII, Fig. A.	
PLATE XVII.	
61. <i>Argentina silus</i> , (Aseanius), Nilsson.....	52
Drawing by H. L. Todd, from No. 37801, U. S. N. M., collected by E. H. Bunker, Fletchers Neck Life-Saving Station, Biddeford, Me. (About one-half natural size.)	
62. <i>Argentina striata</i> , Goode and Bean.....	52
Drawing by A. H. Baldwin, from type No. 43858, U. S. N. M., collected by the steamer <i>Albatross</i> at Station 2402, in N. lat. 28° 36', W. lon. 85° 33' 30", at a depth of 111 fathoms.	
63. <i>Bathylagus euryops</i> , Goode and Bean.....	55
Drawing by A. H. Baldwin, from 31861, U. S. N. M., collected by the steamer <i>Albatross</i> in N. lat. 39° 52', W. lon. 70° 30', at a depth of about 600 fathoms.	
61. <i>Bathylagus Benedicti</i> , Goode and Bean.....	55
Drawing by A. H. Baldwin, from a specimen collected by the steamer <i>Albatross</i> at Station 2711, in N. lat. 38° 59', W. lon. 70° 07', at a depth of 1,314 fathoms.	
PLATE XVIII.	
65, 66. <i>Bathysaurus ferox</i> , Günther.....	58
Drawings by H. L. Todd, from a specimen obtained by the steamer <i>Blake</i> at Station CCCXLI, in N. lat. 39° 38' 20", W. lon. 70° 56', at a depth of 1,211 fathoms.	
67, 68. <i>Ipnops Murrayi</i> , Günther.....	67
Drawings by H. L. Todd, from a specimen collected by the steamer <i>Blake</i> at Station CCXXXIII, in N. lat. 24° 36', W. lon. 84° 05', at a depth of 955 fathoms. (No. 67, three times natural size; No. 68, one and a half times.)	
69. <i>Bathylaco nigricans</i> , Goode and Bean.....	57
Drawing by A. H. Baldwin, from the type specimen collected by the steamer <i>Blake</i> at Station XXXIX, off Santa Cruz, in 2,393 fathoms.	
PLATE XIX.	
70. <i>Chlorophthalmus Agassizii</i> , Bonaparte.....	60
Drawing by A. H. Baldwin, from a specimen collected by the steamer <i>Albatross</i> at Station 2314, in N. lat. 32° 43', W. lon. 77° 51', at a depth of 159 fathoms.	
71. <i>Chlorophthalmus chalybeius</i> , Goode.....	60
Drawing by H. L. Todd, from No. 26092, U. S. N. M., collected by the steamer <i>Fish Hawk</i> at Stations 876-878, off Marthas Vineyard, in 120-142½ fathoms. (About one and a half times natural size.)	

	Text page.
72. <i>Chlorophthalmus truculentus</i> , Goode and Bean	61
Drawing by M. M. Smith, from the type specimen collected by the steamer <i>Blake</i> at Station LI, off Barbados, in 218 fathoms.	
73. <i>Benthosaurus grallator</i> , Goode and Bean	62
Drawing by H. L. Todd, from a specimen collected by the steamer <i>Blake</i> at Station CLXXXIV, in N. lat. 24° 23', W. lon. 81° 23', at a depth of 1,850 fathoms.	

PLATE XX.

74. <i>Bathypterois dubius</i> , Vaillant	64
Outline from Vaillant, <i>Expeditions Scientifiques du Travailleur et du Talisman</i> , Pl. IX.	
75. <i>Bathypterois quadrifilis</i> , Günther.....	65
Drawing by A. H. Baldwin, from a specimen collected by the steamer <i>Blake</i> at Station XCVIII, off St. Vincent.	
76. <i>Bathypterois longipes</i> , Günther.....	66
Drawing by M. M. Smith, from No. 35635, U. S. N. M., collected by the steamer <i>Albatross</i> at Station 2225, in N. lat. 36° 05' 30'', W. lon. 69° 51' 45'', at a depth of 2,512 fathoms.	

PLATE XXI.

77. <i>Rondeletia bicolor</i> , Goode and Bean.....	68
Drawing by H. L. Todd, from type No. 38202, U. S. N. M., collected by the steamer <i>Albatross</i> at Station 2724, in N. lat. 36° 47', W. lon. 73° 25', at a depth of 1,641 fathoms. (Enlarged one-half.)	
78. <i>Cetomimus Gillii</i> , Goode and Bean.....	69
Drawing by M. M. Smith, from type No. 35529, U. S. N. M., collected by the steamer <i>Albatross</i> at Station 2206, in N. lat. 39° 35', W. lon. 71° 24' 30'', at a depth of 1,013 fathoms.	
79. <i>Cetomimus Storeri</i> , Goode and Bean.....	69
Drawing by M. M. Smith, from type No. 35631, U. S. N. M., collected by the steamer <i>Albatross</i> at Station 2222, in N. lat. 39° 03' 15'', W. lon. 70° 50' 15'', at a depth of 1,535 fathoms.	

PLATE XXII.

80. <i>Myctophum punctatum</i> , Rafinesque.....	71
Drawing by H. L. Todd, from No. 23369, U. S. N. M., collected by Capt. Matt. Ryan and crew, Gloucester fishing fleet, on the Grand Bank.	
81. <i>Myctophum opalinum</i> , Goode and Bean.....	72
Drawing by J. C. Van Hook, from No. 43798, U. S. N. M., collected by the steamer <i>Albatross</i> at Station 2585, in N. lat. 39° 08' 30'', W. lon. 72° 17', at a depth of 542 fathoms. (Natural size.)	
82. <i>Myctophum Humboldtii</i> , (Risso), Goode and Bean.....	73
Drawing by J. C. Van Hook, from No. 43772, U. S. N. M., collected by the steamer <i>Albatross</i> at Station 2727, in N. lat. 36° 35', W. lon. 74° 03' 30'', at a depth of 1,239 fathoms.	
83. <i>Myctophum Benoitii</i> , (Cocco), Goode and Bean.....	74
Drawing by A. H. Baldwin, from a specimen collected at Messina, Italy, by Prof. H. H. Giglioli.	
81. <i>Myctophum remiger</i> , Goode and Bean.....	75
Drawing by J. C. Van Hook, from type No. 43792, U. S. N. M., collected by the steamer <i>Albatross</i> at Station 2573, in N. lat. 40° 34' 18'', W. lon. 66° 09' 00'', at a depth of 1,742 fathoms.	
85. <i>Bentosema Mülleri</i> , Goode and Bean.....	76
Drawing by A. H. Baldwin, from No. 28839, U. S. N. M., collected by the steamer <i>Fish Hawk</i> at Station 953, in N. lat. 39° 52' 30'', W. lon. 70° 17' 30'', at a depth of 724 fathoms.	

PLATE XXIII.

86. <i>Lampanyctus crocodilus</i> , (Risso), Goode and Bean.....	79
Drawing by A. H. Baldwin, from a specimen collected at Nice, and obtained through the Royal Zoölogical Museum at Florence, Italy.	
87. <i>Lampanyctus Gemellarii</i> , (Cocco), Goode and Bean	80
Drawing by A. H. Baldwin, from No. 44170, U. S. N. M., obtained from Messina by Prof. H. H. Giglioli, director of the Royal Zoölogical Museum, Florence, Italy.	
88. <i>Lampanyctus gemmifer</i> , Goode and Bean.....	80
Drawing by A. H. Baldwin, from type No. 35604, U. S. N. M., collected by the steamer <i>Albatross</i> at Station 2201, in N. lat. 39° 39' 45'', W. lon. 71° 35' 15'', at a depth of 538 fathoms.	

PLATE XXIV.

	Text page.
89. <i>Lampanyctus lacerta</i> , Goode and Bean	81
Drawing by A. H. Baldwin, from type No. 43778, U. S. N. M., collected by the steamer <i>Albatross</i> at Station 2401, in N. lat. 28° 38' 30", W. lon. 85° 52' 30", at a depth of 142 fathoms.	
90. <i>Lampanyctus Güntheri</i> , Goode and Bean	79
Drawing by A. H. Baldwin, from type No. 43777, U. S. N. M., (Gloucester Donation No. 199), collected by the schooner <i>John Smith</i> , Capt. Peter Johnson, on Georges Bank, in 45 fathoms.	
91. <i>Ceratoscopelus maderensis</i> , (Lowe), Goode and Bean	82
Drawing by J. C. Van Hook, from No. 43776, U. S. N. M., collected by the steamer <i>Albatross</i> at Station 2528, in N. lat. 41° 47', W. lon. 65° 37' 30", at a depth of 677 fathoms. (Nearly twice natural size.)	
92. <i>Lampanyctus alatus</i> , (Goode and Bean)	79
Drawing by A. H. Baldwin, from type No. 43769, U. S. N. M., collected by the steamer <i>Albatross</i> at Station 2393, in N. lat. 28° 43', W. lon. 87° 14' 30", at a depth of 525 fathoms.	
93. <i>Diaphus theta</i> , Eigenmann and Eigenmann	89
Drawing by A. H. Baldwin, from the type specimen taken at moderate depth off Point Loma, near San Diego, Cal.	

PLATE XXV.

94. <i>Notoscopelus resplendens</i> , (Richardson), Goode and Bean	83
Copied by A. H. Baldwin, from Richardson, Voyage of the <i>Erebus</i> and <i>Terror</i> , Pl. xxvii, Fig. 16.	
95. <i>Notoscopelus castaneus</i> , Goode and Bean	81
Drawing by A. H. Baldwin, from type No. 31706, U. S. N. M., collected by the steamer <i>Fish Hawk</i> at Station 1113, in N. lat. 39° 57', W. lon. 70° 37', at a depth of 192 fathoms.	
96. <i>Notoscopelus caudispinosus</i> , (Johnson), Goode and Bean	81
Drawing by A. H. Baldwin, from No. 43768, U. S. N. M., collected by the steamer <i>Albatross</i> at Station 2569, in N. lat. 39° 26', W. lon. 68° 03' 30", at a depth of 1,782 fathoms.	

PLATE XXVI.

97. <i>Notoscopelus quercinus</i> , Goode and Bean	83
Drawing by A. H. Baldwin, from type No. 43789, U. S. N. M., (Gloucester Donation No. 822), collected by Capt. Frank Carroll and crew, of the schooner <i>Polar Wave</i> , off St. Peter's and Banquerenx.	
98. <i>Notoscopelus margaritiferus</i> , Goode and Bean	84
Drawing by A. H. Baldwin, from No. 43774, U. S. N. M., (Gloucester Donation 401), collected by Capt. G. H. Curtis and crew, of the schooner <i>Conductor</i> , in N. lat. 44° 10', W. lon. 58°, at a depth of 300 fathoms.	
99. <i>Lampadena speculigera</i> , Goode and Bean	85
Drawing by J. C. Van Hook, from type No. 43797, U. S. N. M., collected by the steamer <i>Fish Hawk</i> at Station 797, off Newport, R. I., at a depth of 16½ fathoms.	
100. <i>Collettia Rafinesquei</i> , (Cocco), Goode and Bean	88
Drawing by H. L. Todd, from No. 33550, U. S. N. M., collected by the steamer <i>Albatross</i> , at Station 2099, in N. lat. 37° 12' 20", W. lon. 69° 39' 00", at a depth of 2,949 fathoms.	

PLATE XXVII.

101. <i>Æthoprora metopoclampa</i> , (Cocco), Goode and Bean	86
Drawing by A. H. Baldwin, from a specimen collected by the steamer <i>Albatross</i> at Station, 2127, in N. lat. 19° 45', W. lon. 75° 04' 00", at a depth of 1,639 fathoms; and a specimen from Messina, obtained from Prof. H. H. Giglioli, director of the Royal Zoological Museum, Florence, Italy.	
102. <i>Æthoprora lucida</i> , Goode and Bean	87
Drawing by A. H. Baldwin, from No. 44084, U. S. N. M., collected by the steamer <i>Albatross</i> , at Station 2127, in N. lat. 19° 45', W. lon. 75° 04' 00", at a depth of 1,639 fathoms.	
103. <i>Æthoprora effulgens</i> , Goode and Bean	87
Drawing by A. H. Baldwin, from No. 43770, U. S. N. M., collected by Capt. Cuddy and crew of the schooner <i>Joseph O.</i> , on Brown's Bank.	

PLATE XXVIII.

	Text page.
104. <i>Rhinoscopelus Coccoi</i> , (Cocco), Goode and Bean	90
Drawing by J. C. Van Hook, from No. 43822, U. S. N. M., collected by the steamer <i>Albatross</i> , in a towing net, in N. lat. 39°, W. lon. 72°. (About twice natural size.)	
105. <i>Tarletonbeania tenua</i> , Eigenmann and Eigenmann	89
Drawing by A. H. Baldwin, from No. 41882, U. S. N. M., collected by C. H. Eigenmann, off Point Loma, near San Diego, Cal.	
106. <i>Dasyscopelus asper</i> , (Richardson), Goode and Bean	92
Copied by A. H. Baldwin, from Richardson, <i>Voyage of the Erebus and Terror</i> , Pl. XXVII, Fig. 105.	
107. <i>Electrona Rissoi</i> , (Cocco), Goode and Bean	91
Drawing by A. H. Baldwin, from No. 40062, U. S. N. M., from the Central Collection of Italian Vertebrata, Royal Zoological Museum, Florence, Italy. (Enlarged about one-half.)	

PLATE XXIX.

108, 109. <i>Neoscopelus macrolepidotus</i> , Johnson	93
Drawings by M. M. Smith, from a specimen collected by the steamer <i>Blake</i> , at Station XLI, off Dominique, in 333 fathoms.	
110. <i>Nannobranchium McDonaldi</i> , Goode and Bean	94
Drawing by S. F. Denton, from No. 35445, U. S. N. M., collected by the steamer <i>Albatross</i> , at Station 2182, in N. lat. 39° 25' 30", W. lon. 71° 44", at a depth of 861 fathoms.	

PLATE XXX.

111. <i>Maurolicus borealis</i> , (Nilsson), Günther	96
Drawing by A. H. Baldwin, from a specimen collected by the steamer <i>Albatross</i> , at Station 2102, in N. lat. 28° 36', W. lon. 85° 33', at a depth of 111 fathoms.	
112. <i>Opisthoproctus soleatus</i> , Vaillant	95
Drawing from Vaillant, <i>Expeditions Scientifiques du Travailleur et du Talisman</i> , Pl. XIV, Fig. 1. (Nearly four times natural size.)	
113. <i>Ichthyococcus ovatus</i> , (Cocco), Bonaparte	95
Outline from Vaillant, <i>Expeditions Scientifiques du Travailleur et du Talisman</i> , Pl. XIV, Fig. 2.	
114. <i>Cyclothone microdon</i> , (Günther), Goode and Bean	99
Drawing by H. L. Todd, from No. 29833, U. S. N. M., collected by the steamer <i>Fish Hawk</i> , at Station 953, off Marthas Vineyard, in N. lat. 39° 52' 30", W. lon. 70° 17' 30", at a depth of 724 fathoms. (Nearly twice natural size.)	

PLATE XXXI.

115. <i>Chauliodus Sloanii</i> , Schneider	96
Drawing by H. L. Todd, from No. 23420, U. S. N. M., collected by Capt. Charles Anderson and crew, of the Gloucester fishing fleet, in N. lat. 42° 08', W. lon. 65° 35', at a depth of 185 fathoms. (About one-half natural size.)	
116. <i>Gonostoma denndatum</i> , Rafinesque	98
Drawing from Bonaparte, <i>Fauna Italica</i> , folio 119, Fig. 1.	
117. <i>Gonostoma brevidens</i> , Kner and Steindachner	98
Drawing by H. L. Todd, from No. 33368, U. S. N. M., collected by the steamer <i>Albatross</i> , at Station 2077, in N. lat. 41° 09' 40", W. lon. 66° 02' 20", at a depth of 1,255 fathoms. (Slightly reduced.)	
118. <i>Cyclothone bathyphila</i> , (Vaillant), Goode and Bean	100
Drawing by A. H. Baldwin, from a specimen collected by the steamer <i>Albatross</i> , at Station 2534, in N. lat. 40° 01', W. lon. 67° 29' 15", at a depth of 1,234 fathoms.	

PLATE XXXII.

119. <i>Cyclothone elongata</i> , (Günther), Goode and Bean	101
Drawing by A. H. Baldwin, from No. 33291, U. S. N. M., collected by the steamer <i>Albatross</i> , at Station 2039, in N. lat. 38° 19' 26", W. lon. 68° 20' 20", at a depth of 2,369 fathoms. (Nearly twice natural size.)	
120. <i>Bonapartia pedaliota</i> , Goode and Bean	102
Drawing by H. L. Todd, from the type specimens, collected by the steamer <i>Albatross</i> , at Station 2642, in N. lat. 25° 20' 30", W. lon. 79° 58', at a depth of 217 fathoms. (Enlarged about one-half.)	

	Text page.
121. <i>Yarella Blackfordii</i> , Goode and Bean.....	103
Drawing by A. H. Baldwin, from type No. 11212, U. S. N. M., collected by the steamer <i>Albatross</i> , at Station 2376, in N. lat. 29° 03' 15", W. lon. 88° 16", at a depth of 324 fathoms. (Slightly reduced.)	
122. <i>Photichthys argenteus</i> , Hutton.....	104
Drawing from Günther, Challenger Report, Vol. xxii, Pl. xlv. (About one-half natural size.)	
PLATE XXXIII.	
123. <i>Astronesthes niger</i> , Richardson.....	105
Drawing by A. H. Baldwin, from No. 34538, U. S. N. M., collected by Capt. Field, on a voyage from Mogador to New York, and presented to the National Museum by Mr. E. G. Blackford.	
124. <i>Antronesthes gemmifer</i> , Goode and Bean.....	105
Drawing by A. H. Baldwin, from type No. 24615, U. S. N. M., obtained by the schooner <i>Polar Ware</i> from the stomach of a halibut, in N. lat. 44° 25', W. lon. 53° 12', at a depth of 300 fathoms.	
125. <i>Astronesthes Richardsonsii</i> , Poey.....	106
Drawing by M. M. Smith, from No. 35510, U. S. N. M., collected by the steamer <i>Albatross</i> , at Station 2202, in N. lat. 39° 38' 00", W. lon. 71° 39' 45", at a depth of 515 fathoms.	
PLATE XXXIV.	
126. <i>Diplophos tænia</i> , Günther.....	104
Drawing from Günther, Challenger Report, Vol. xxii, Pl. iv., (Enlarged nearly five times.)	
127. <i>Stomias ferox</i> , Reinhardt.....	107
Drawing by H. L. Todd, from No. 23360, U. S. N. M. (Gloucester donation No. 490), collected by Capt. David Cammel and crew, of the Gloucester fishing fleet, at East Banqueroux (Three-fifths natural size.)	
128. <i>Stomias boa</i> , (Risso), Cuvier.....	108
Drawing from Cuvier and Valenciennes, Histoire Naturelle des Poissons, Vol. xviii, Pl. 545.	
129. <i>Stomias affinis</i> , Günther.....	108
Drawing from Günther, Challenger Report, Vol. xxii, Pl. liv, Fig. A.	
PLATE XXXV.	
130. <i>Echiostoma barbatum</i> , Lowe.....	109
Drawing by S. F. Denton, from No. 35624, U. S. N. M., collected by the steamer <i>Albatross</i> , at Station 2236, in N. lat. 39° 11' 00", W. lon. 72° 08' 30", at a depth of 636 fathoms. (Enlarged one-third.)	
131. <i>Echiostoma margarita</i> , Goode and Bean.....	109
Drawing by A. H. Baldwin, from type No. 39282, U. S. N. M., collected by the steamer <i>Albatross</i> , at Station 2394, in N. lat. 28° 38' 30", W. lon. 87° 02', at a depth of 420 fathoms.	
132. <i>Opostomias micripnus</i> , Günther.....	110
Drawing from Günther, Challenger Report, Vol. xxii, Pl. liii, Fig. A. (About one-half natural size.)	
133. <i>Grammatostomias dentatus</i> , Goode and Bean.....	110
Drawing by H. L. Todd, from type No. 37370, U. S. N. M., collected by the steamer <i>Albatross</i> , at Station 2565, in N. lat. 38° 19' 20", W. lon. 69° 02' 30", at a depth of 2,069 fathoms. (Slightly enlarged.)	
PLATE XXXVI.	
134. <i>Pachystomias microdon</i> Günther.....	111
Outline from Günther, Challenger Report, Vol. xxii, Pl. liii.	
135. <i>Enstomias obscurus</i> , Vaillant.....	111
Outline from Vaillant, Expéditions Scientifiques du Travailleur et du Talisman, Pl. viii, Fig. 3.	
136. <i>Bathophilus nigerrimus</i> , Giglioli.....	111
Outline from Giglioli, "Pelagos." (Enlarged one-third.)	
137. <i>Photonectes gracilis</i> , Goode and Bean.....	112
Drawing by M. M. Smith, from the type specimen collected by the steamer <i>Blake</i> at Station 22, off Martinique, in 472 fathoms.	
PLATE XXXVII.	
138. <i>Malacosteus niger</i> , Ayres.....	111
Drawing by H. L. Todd, from No. 32169 U. S. N. M. (Gloucester Donation, No. 797), collected by Capt. Charles Anderson and crew of the schooner <i>Alice G. Wanson</i> , on the northeastern edge of Georges Bank, in 125 fathoms. (Enlarged two-thirds.)	

	Text page.
139. <i>Malacosteus choristodactylus</i> , Vaillant.....	114
Drawing from Vaillant, Expeditions Scientifiques du Travailleur et du Talisman, Pl. VIII. (Slightly enlarged.)	
140. <i>Photostomias Guernei</i> , Collett.....	115
Outline from Lütken, Spolia Atlantica, p. 281. (Three and a half times natural size.)	
141. <i>Thaumatostomias atrox</i> , Alcock.....	115
Drawing from Alcock, Annals and Magazine of Natural History, Vol. VI, Pl. VIII, Fig. 7.	

PLATE XXXVIII.

142. <i>Alepisaurus ferox</i> , Lowe.....	117
Drawing by H. L. Todd, from No. 20593 U. S. N. M., obtained in a New York market by E. G. Blackford.	
143. <i>Paralepis borealis</i> , (Reinhardt), Jordan and Gilbert.....	119
Drawing by H. L. Todd, from a specimen in the Academy of Natural Sciences, Montreal, Canada.	
143A. <i>Paralepis coregonoides</i> , Risso.....	119
Outline from Bonaparte, Fauna Italica, Pl. XXVII.	
144. <i>Sudis hyalina</i> , Rafinesque.....	121
Outline from Bonaparte, Fauna Italica, Pl. XXVII.	
145. <i>Odontostomus hyalinus</i> , Cocco.....	121
Outline from Günther, Challenger Report, Vol. XXII, Pl. LI, Fig. A.	

PLATE XXXIX.

146. <i>Sternoptyx diaphana</i> , Lowe.....	124
Drawing by H. L. Todd, from a specimen obtained by the steamer <i>Blake</i> at Station CCCXVI, in N. lat. 32° 07', W. lon. 78° 37' 30", at a depth of 229 fathoms.	
146B. <i>Sternoptyx diaphana</i> , Lowe.....	124
Drawing by H. L. Todd, from a specimen collected by the steamer <i>Blake</i> at Station CCCXXXII, in N. lat. 33° 19', W. lon. 76° 12' 30", at a depth of 457 fathoms.	
147. <i>Argyrolepeus hemigymnus</i> , Cocco.....	126
Drawing by A. H. Baldwin, from a specimen collected by the steamer <i>Albatross</i> at Station 2117, in N. lat. 15° 24' 40", W. lon. 63° 31' 30", at a depth of 683 fathoms.	
148. 148A. <i>Argyrolepeus Olfersii</i> , (Cuvier), Cuvier and Valenciennes.....	126
Drawing by H. L. Todd, from No. 33393 U. S. N. M., collected at Station 2075, in N. lat. 41° 40' 30", W. lon. 65° 35' 00", at a depth of 855 fathoms. (Natural size.)	
149. <i>Polyipnus spinosus</i> , Günther.....	128
Drawing by H. L. Todd, from No. 37860 U. S. N. M., collected by the steamer <i>Albatross</i> at Station 2393, in N. lat. 28° 43' 00", W. lon. 87° 14' 30", at a depth of 525 fathoms. (Twice natural size.)	

PLATE XL.

150. <i>Omosudis Loweii</i> , Günther.....	122
Outline from Günther, Challenger Report, Vol. XXII, Pl. LII.	
151. <i>Idiacanthus ferox</i> , Günther.....	129
Outline from Günther, Challenger Report, Vol. XXII, Pl. LII, Fig. D.	
152. <i>Halosaurus Oweni</i> , Johnson.....	130
Drawing by A. H. Baldwin, from No. 34418 U. S. N. M., collected by the steamer <i>Albatross</i> at station 2181, in N. lat. 39° 29', W. lon. 71° 46', at a depth of 693 fathoms.	
153. <i>Halosaurus Johnsonianus</i> , Vaillant.....	131
Drawing from Vaillant, Expeditions Scientifiques du Travailleur et du Talisman, Pl. XV, Fig. 2.	

PLATE XLI.

154. <i>Aldrovandria rostrata</i> , (Günther), Goode and Bean.....	132
Drawing from Günther, Challenger Report, Vol. XXII, Pl. LIX.	
155. 155A. <i>Aldrovandia macrochira</i> , (Günther), Goode and Bean.....	133
Drawings by H. L. Todd, from a specimen collected by the steamer <i>Blake</i> at Station LIII, off Havana, in 242 fathoms.	
156. <i>Aldrovandia phalacrus</i> , (Vaillant), Goode and Bean.....	134
Drawing from Vaillant, Expeditions Scientifiques du Travailleur et du Talisman, Pl. XVI.	

PLATE XLII.

	Text page.
157. <i>Aldrovandia gracilis</i> , Goode and Bean.....	134
Drawing by S. F. Denton, from a specimen collected by the steamer <i>Blake</i> at Station LXX, off Guadalupe, at a depth of 769 fathoms. (About one-half natural size.)	
158. <i>Aldrovandia pallida</i> , Goode and Bean.....	135
Drawing by H. L. Todd, from the type specimen collected by the Steamer <i>Blake</i> at Station CLXXIII, in N. lat. 24° 36', W. lon. 84° 05', at a depth of 955 fathoms. (About seven-twelfths natural size.)	
159. <i>Congerina flava</i> , Goode and Bean.....	138
Drawing by H. L. Todd, from a specimen collected by the steamer <i>Albatross</i> at Stations 2121 and 2122, between N. lat. 10° 37' 40", W. lon. 61° 42' 40", and N. lat. 10° 37' 00", W. lon. 61° 44' 22", at a depth of 31 to 34 fathoms. (Five-sevenths natural size.)	
160. <i>Uroconger vicinus</i> , Vaillant.....	138
Drawing by H. L. Todd, from a specimen collected by the steamer <i>Albatross</i> at Station 2161, in N. lat. 23° 10' 36", W. lon. 82° 20' 28", at a depth of 146 fathoms. (Slightly reduced.)	

PLATE XLIII.

161. <i>Simenchelys parasiticus</i> , Gill.....	139
Drawing by H. L. Todd, from No. 21673, U. S. N. M., collected by Capt. N. McPhee, of the Gloucester fishing fleet, near Sable Island Bank. (Seven-tenths natural size.)	
162. <i>Ilyophis brunneus</i> , Gilbert.....	111
Drawing by A. H. Baldwin, from type No. 44403, U. S. N. M., collected by the steamer <i>Albatross</i> , off the Galapagos Islands.	
163. <i>Hoplunnis Diomedianus</i> , Goode and Bean.....	146
Drawing by J. C. Van Hook, from type No. 14240, U. S. N. M., collected by the steamer <i>Albatross</i> at Station 2402, in N. lat. 28° 36', W. lon. 86° 50', at a depth of 111 fathoms.	

PLATE XLIV.

164. <i>Synaphobranchus pinnatus</i> , (Gronovius), Günther.....	143
Drawing by H. L. Todd, from No. 21681, U. S. N. M., collected by Capt. Olsen, of the Gloucester fishing fleet, on Le Have Bank. (Three-fifths natural size.)	
165. <i>Histiobranchus infernalis</i> , Gill.....	145
Drawing by H. L. Todd, from No. 38205, U. S. N. M., collected by the steamer <i>Albatross</i> at Station 2727, in N. lat. 36° 35', W. lon. 74° 03' 30", at a depth of 1239 fathoms.	
166. <i>Pisodonophis cruentifer</i> , Goode and Bean.....	117
Drawing by A. H. Baldwin, from No. 28938, U. S. N. M., collected by the steamer <i>Fish Hawk</i> at Station 1035, in N. lat. 39° 57', W. lon. 69° 28', at a depth of 120 fathoms. (Slightly reduced.)	
167. <i>Myrus pachyrhynchus</i> , Vaillant.....	118
Drawing from Vaillant, <i>Expéditions Scientifiques du Travailleur et du Talisman</i> , Pl. v, Fig. 1. (About one-half natural size.)	
168. <i>Venefica procera</i> , (Goode and Bean), Jordan and Davis.....	119
Drawing by H. L. Todd, from a specimen collected by the <i>Blake</i> at Station CLII, in N. lat. 16° 43' 45", W. lon. 62° 16' 12", at a depth of 303 fathoms. (Seven-twelfths natural size.)	
169, 169A, B. <i>Derichthys serpentinus</i> , Gill.....	161
Drawings by H. L. Todd, from type No. 33523, U. S. N. M., collected by the steamer <i>Albatross</i> , at station 2094, in N. lat. 39° 44' 30", W. lon. 71° 04', at a depth of 1,022 fathoms.	

PLATE XLVI.

170. <i>Nemichthys scolopaceus</i> , Richardson.....	152
Drawing by H. L. Todd, from a specimen collected by William Parsons, on East Georges Bank.	
171. <i>Labichthys carinatus</i> , Gill and Ryder.....	153
Drawing by A. H. Baldwin, from type No. 33369, U. S. N. M., collected by the steamer <i>Albatross</i> , at station 2076, in N. lat. 41° 13', W. lon. 65° 33' 30", at a depth of 906 fathoms. (Slightly reduced.)	
172. <i>Labichthys elongatus</i> , Gill and Ryder.....	153
Drawing by A. H. Baldwin, from type No. 33577, U. S. N. M., collected by the steamer <i>Albatross</i> , at station 2100, in N. lat. 39° 22', W. lon. 68° 34' 30", at a depth of 1,628 fathoms.	

PLATE XLVII.

	Text page.
173. <i>Labichthys infans</i> , (Günther), Goode and Bean.....	153
Drawing by A. H. Baldwin, from type No. 44239, U. S. N. M., collected by the steamer <i>Albatross</i> , at station 2859, in N. lat. 55° 20', W. lon. 136° 20', at a depth of 1,569 fathoms. (About one-half natural size.)	
174. <i>Labichthys infans</i> (after Günther).....	154
Outline from Günther, Challenger Report, Vol. XXII, Pl. LXIII.	
175. <i>Serrivomei Beanii</i> , Gill and Ryder.....	155
Drawing by A. H. Baldwin, from No. 33383, U. S. N. M., collected by the steamer <i>Albatross</i> , at station 2075, in N. lat. 41° 40' 30'', W. lon. 65° 28' 30'', at a depth of 855 fathoms. (About one and two-thirds natural size.)	

PLATE XLVIII.

176. <i>Cyema atrum</i> , Günther.....	154
Drawing from Günther, Challenger Report, Vol. XXII, Pl. LIV, Fig. D. (About natural size.)	
177. <i>Eurypharynx pelecanoioides</i> , Vaillant.....	159
Drawing from Vaillant, Expéditions Scientifiques du Travailleur et du Talisman, Pl. XVII. (About one-half natural size.)	
178. <i>Saccopharynx flagellum</i> , Mitchill.....	157
Drawing from Günther, Challenger Report, Vol. XXII, Pl. LXVI. (Enlarged about one-half.)	

PLATE XLIX.

179, 180. <i>Saccopharynx flagellum</i> , Mitchill.....	157
Drawings by H. L. Todd, from No. 37988, U. S. N. M., collected by the steamer <i>Albatross</i> , at station 2717, in N. lat. 38° 24', W. lon. 71° 13', at a depth of 1,615 fathoms. (No. 179, one-third natural size; No. 180, one-half.)	
181, 182. <i>Gastrostomus Bairdii</i> , Gill and Ryder.....	159
Drawings by H. L. Todd, from No. 33386, U. S. N. M., collected by the steamer <i>Albatross</i> , at station 2074, in N. lat. 41° 43', W. lon. 65° 21' 50'', at a depth of 1,309 fathoms.	

PLATE L.

183. <i>Notacanthus nasus</i> , Bloch.....	164
Drawing from Cuvier and Valenciennes, Histoire Naturelle des Poissons de la France, Pl. 241.	
184. <i>Notacanthus analis</i> , Gill.....	165
Drawing by H. L. Todd, from type No. 37856, U. S. N. M., collected by the steamer <i>Albatross</i> , at station 2677, in N. lat. 32° 39', W. lon. 76° 50' 30'', at a depth of 478 fathoms. (About one-half natural size.)	
185. <i>Notacanthus Bonapartii</i> , Risso.....	166
Drawing from Vaillant, Expéditions Scientifiques du Travailleur et du Talisman, Pl. XXVII, Fig. 2. (Reduced about one-third.)	
186. <i>Notacanthus phasganorus</i> , Goode.....	167
Drawing by H. L. Todd, from type No. 25972, U. S. N. M., collected by Capt. Briggs Gilpatrick, of the schooner <i>Gatherer</i> , from the stomach of a Ground-shark, on the Grand Bank of Newfoundland. (One-fourth natural size.)	

PLATE LI.

187. <i>Gigliolia Moseleyi</i> , Goode and Bean.....	169
Drawing from Günther, Challenger Report, Vol. XXII, Pl. LXI, Fig. C. (One-half natural size.)	
188. <i>Polyacanthonotus Rissoanus</i> (De Filippi and Verany), Günther.....	170
Drawing from Vaillant, Expéditions Scientifiques du Travailleur et du Talisman, Pl. XXVII.	
189. <i>Macdonaldia rostrata</i> , (Collett), Goode and Bean.....	171
Drawing by M. M. Smith, from type No. 35601, U. S. N. M., collected by the steamer <i>Albatross</i> , at station 2216, in N. lat. 39° 47', W. lon. 70° 30' 30'', at a depth of 963 fathoms.	
190. <i>Lipogenys Gillii</i> , Goode and Bean.....	173
Drawing by H. L. Todd, from No. 39212, U. S. N. M., collected by the steamer <i>Albatross</i> , at station 2742, in N. lat. 37° 46' 30'', W. lon. 73° 56' 30'', at a depth of 865 fathoms. (About one-half natural size.)	

PLATE LII.

	Text page.
191A, B. <i>Notacanthus analis</i> , Gill	165
Drawings by A. H. Baldwin, from No. 37856, U. S. N. M., collected by the steamer <i>Albatross</i> , at station 2677, in N. lat. 32° 39', W. lon. 76° 50' 30", at a depth of 478 fathoms.	
192A, B. <i>Notacanthus sexspinis</i> , Richardson	163
Drawings from Günther, Challenger Report, Vol. XXII, Pl. LXI, Fig. a.	
193. <i>Gigliolia Moseleyi</i> , Goode and Bean	169
Drawing from Günther, Challenger Report, Vol. XXII, Pl. LXI, Fig. C.	
194A, B. <i>Polyacanthonotus Rissoanus</i> , (De Filippi and Verany), Günther	170
Drawings from Günther, Challenger Report, Vol. XXII, Pl. LXI.	
195A, B. <i>Macdonaldia rostrata</i> , (Collett), Goode and Bean	171
Drawings by A. H. Baldwin, from Nos. 35601-2, U. S. N. M., collected by the steamer <i>Albatross</i> , at station 2216, in N. lat. 39° 47', W. lon. 70° 30' 30", at a depth of 963 fathoms.	
196A, B. <i>Lipogenys Gillii</i> , Goode and Bean	173
Drawings by A. H. Baldwin, from No. 39212, U. S. N. M., collected by the steamer <i>Albatross</i> , at station 2742, in N. lat. 37° 46' 30", W. lon. 73° 56' 30", at a depth of 865 fathoms.	

PLATE LIII.

197. <i>Beryx splendens</i> , Lowe	176
Drawing by M. M. Smith, from a specimen collected by the steamer <i>Albatross</i> , at station 2415, in N. lat. 30° 44', W. lon. 79° 26', at a depth of 440 fathoms.	
198. <i>Melamphaes typhlops</i> , (Lowe), Günther	177
Drawing from Günther, Challenger Report, Vol. XXII, Pl. v, Fig. A.	
199. <i>Scopelogadus cocles</i> , Vaillant	182
Drawing from Vaillant, Expéditions Scientifiques du Travailleur et du Talisman, Pl. XXVI. (Slightly reduced.)	
200. <i>Poromitra capito</i> , Goode and Bean	183
Drawing by H. L. Todd, from a specimen collected by the steamer <i>Blake</i> , at station CCCXXVIII, in N. lat. 34° 28' 45", W. lon. 75° 22' 50", at a depth of 1,632 fathoms. (Two and two-sevenths natural size.)	
200A. <i>Plectromus crassiceps</i> , (Günther), Goode and Bean	180
Drawing from Günther, Challenger Report, Vol. XXII, Pl. VIII, Fig. B.	

PLATE LIV.

201. <i>Plectromus suborbitalis</i> , Gill	179
Drawing by H. L. Todd, from type No. 33271, U. S. N. M., collected by the steamer <i>Albatross</i> , at station 2036, in N. lat. 38° 52' 40", W. lon. 69° 24' 40", at a depth of 1,735 fathoms. (One and three-fifths natural size.)	
202. <i>Plectromus Beanii</i> , (Günther), Goode and Bean	179
Drawing by S. F. Denton, from No. 33378, U. S. N. M., collected by the steamer <i>Albatross</i> , at station 2075, in N. lat. 41° 40' 30", W. lon. 65° 35', at a depth of 855 fathoms.	
203. <i>Anoplogaster cornutus</i> , (Cuvier and Valenciennes), Günther	181
Drawing by H. L. Todd, from No. 33559, U. S. N. M., collected by the steamer <i>Albatross</i> , at station 2101, in N. lat. 39° 18' 30", W. lon. 68° 21', at a depth of 1,686 fathoms.	

PLATE LV.

204, 201A. <i>Caulolepis longidens</i> , Gill	185
Drawings by H. L. Todd, from No. 33270, U. S. N. M., collected by the steamer <i>Albatross</i> at station 2034, in N. lat. 39° 27' 10", W. lon. 69° 56' 20", at a depth of 1,316 fathoms.	
205. <i>Stephanoberyx Monæ</i> , Gill	186
Drawing by H. L. Todd, from No. 33145 U. S. N. M., collected by the steamer <i>Albatross</i> at station 2077, in N. lat. 40° 09' 40", W. lon. 66° 02' 20", at a depth of 1,255 fathoms. (About three times natural size.)	

PLATE LVI.

206. <i>Stephanoberyx Gillii</i> , Goode and Bean	187
Drawing by H. L. Todd, from type No. 33555, U. S. N. M., collected by the steamer <i>Albatross</i> at station 2099, in N. lat. 37° 12' 20", W. lon. 69° 39' 00", at a depth of 2,900 fathoms.	

	Text page.
207. <i>Trachichthys Darwinnii</i> , Johnson.....	188
Drawing from Steindachner and Döderlein, Denkschrift d. k. Akademie d. Wissenschaften Vol. XLVII, Pl. II.	
208. <i>Hoplostethus mediterraneus</i> , Cuvier and Valenciennes.....	189
Drawing by A. H. Baldwin, from No. 43624, U. S. N. M., collected by the steamer <i>Albatross</i> at station 2659, in N. lat. 28° 32', W. lon. 78° 42', at a depth of 509 fathoms.	

PLATE LVII.

209. <i>Thyrstitops violaceus</i> , Bean.....	195
Drawing by S. F. Denton, from type No. 39287, U. S. N. M., collected by Capt. Thomas Thompson, of the Gloucester fishing fleet, on Le Have Bank, at a depth of 125 fathoms. (One-seventh natural size.)	
210. <i>Ruvettus pretiosus</i> , Cocco.....	196
Drawing by J. C. Van Hook, from a specimen collected by Capt. Thompson of the schooner <i>M. A. Baston</i> on Georges Bank.	
211. <i>Epinnula magistralis</i> , Poey.....	198
Drawing by H. L. Todd, from No. 37238, U. S. N. M., collected by the steamer <i>Albatross</i> in the Caribbean Sea. (About one-third natural size.)	
212. <i>Dicrotus parvipinnis</i> , Goode and Bean.....	201
Drawing by H. L. Todd, from the type specimen, collected by the steamer <i>Albatross</i> at station 2601, off Cape Hatteras, in N. lat. 34° 39' 15", W. lon. 75° 33' 30", at a depth of 107 fathoms.	

PLATE LVIII.

213. <i>Lepidopus caudatus</i> , (Euphrasen), White.....	203
Drawing by A. H. Baldwin, from No. 10115, U. S. N. M., collected by John Xantus, off Cape St. Lucas.	
214. <i>Evoxymetopon tæniatus</i> , Poey.....	204
Drawing by H. L. Todd, from No. 5735, U. S. N. M., collected by Prof. Felipe Poey at Havana, Cuba. (About two-ninths natural size.)	
215. <i>Benthodesmus atlanticus</i> , Goode and Bean.....	205
Drawing by H. L. Todd, from type No. 29116, U. S. N. M., taken from the stomach of a halibut, by Capt. R. Morrison, of the schooner <i>Laura Nelson</i> , on the west edge of the Grand Bank of Newfoundland, in 80 fathoms. (About one-third natural size.)	

PLATE LIX.

216. <i>Aphanopus carbo</i> , Lowe.....	207
Outline from Günther, Challenger Report, Vol. XXII, Pl. VII, Fig. A.	
217. <i>Trichiurus lepturus</i> , Linnaeus.....	208
Drawing by H. L. Todd, from No. 18028, U. S. N. M., collected by Dr. Janeway, U. S. Navy, at St. Augustine, Fla.	
218. <i>Pteraclis carolinus</i> , Cuvier and Valenciennes.....	212
Drawing by H. L. Todd, from No. 37861, U. S. N. M., collected by the steamer <i>Albatross</i> at station 2660, in N. lat. 28° 40' 00", W. lon. 78° 46' 00", at a depth of 504 fathoms. (Enlarged one-half.)	

PLATE LX.

219. <i>Coryphæna hippurus</i> , Linnaeus (old male).....	209
Drawing by H. L. Todd, from No. 16482, U. S. N. M., obtained in Fulton Market, New York City, by E. G. Blackford.	
220. <i>Coryphæna hippurus</i> , Linnaeus (young).....	209
Drawing by H. L. Todd, from No. 16484, U. S. N. M., obtained in the Fulton Market, New York City, by E. G. Blackford.	
220.A, B. <i>Coryphæna hippurus</i> , Linnaeus.....	209
Sketches from Lütken, Spolia Atlantica, I, p. 486.	

PLATE LXI.

221. <i>Grammicolepis brachiusculus</i> , Poey.....	218
Copied from a drawing by Shufeldt, Journal of Morphology, Vol. II. (One-third natural size.)	

	Text page.
222. <i>Centrolophus pompilus</i> , (Gmelin), Cuvier and Valenciennes.....	214
Drawing by S. F. Denton, from a specimen obtained at Dennis, Mass., by Vinal N. Edwards. (About two-thirds natural size.)	
223. <i>Schedophilus medusophagus</i> , Cocco	214
Drawing from Günther, Transactions of the Zoölogical Society of London, Vol. XI, Pl. LXVII.	
PLATE LXII.	
224. <i>Acosteus enigmaticus</i> , Lockington	215
Drawing by Günther, Challenger Report, Vol. XXII, Pl. XLIV. (Slightly reduced.)	
225. <i>Acrotus Willoughbyi</i> , Bean	217
Drawing by S. F. Denton, from No. 39340, U. S. N. M., collected off the coast of Washington, by Charles Willoughby. (About one-ninth natural size.)	
226. <i>Icichthys Lockingtonii</i> , Jordan and Gilbert.....	216
Drawing by A. H. Baldwin, from No. 27397, U. S. N. M., collected off the coast of Washington. (Slightly reduced.)	
PLATE LXIII.	
227. <i>Nomeus Gronovii</i> , (Gmelin), Günther.....	220
Drawing by H. L. Todd, from a specimen collected by the steamer <i>Albatross</i> at station 2647, in N. lat. 25° 48' 00'', W. lon. 80° 04' 00'', at a depth of 85 fathoms. (Enlarged one-third.)	
228. <i>Psenes pellucidus</i> , Lütken.....	221
Drawing by M. M. Smith, from No. 35415, U. S. N. M., collected by the steamer <i>Albatross</i> at station 2171, in N. lat. 37° 59' 30'', W. lon. 73° 48' 40'', at a depth of 444 fathoms.	
229. <i>Psenes maculatus</i> , Lütken.....	221
Drawing by H. L. Todd, from No. 39329, U. S. N. M., collected by the steamer <i>Albatross</i> at sta- tion 2628, in N. lat. 32° 24', W. lon. 76° 55' 30'', at a depth of 528 fathoms. (Nearly twice natural size.)	
PLATE LXIV.	
230. <i>Luvarus imperialis</i> , Rafinesque.....	222
Outline from Day, Fishes of Great Britain and Ireland, Pl. XLIII.	
231. <i>Glossamia pandionis</i> , Goode and Bean.....	231
Drawn by H. L. Todd, from type No. 26628, U. S. N. M., collected by the steamer <i>Fish Hawk</i> at station 897, in N. lat. 37° 25', W. lon. 74° 18', at a depth of 157½ fathoms. (Enlarged about one-fourth.)	
232. <i>Verilus sordidus</i> , Poey.....	240
Drawing by A. H. Baldwin, from No. 12565, U. S. N. M., collected by Prof. Felipe Poey, off Cuba. (Slightly less than one-half natural size.)	
PLATE LXV.	
233, 233A, B. <i>Cyttus hololepis</i> , Goode and Bean.....	225
Drawings by H. L. Todd, from type No. 39296, U. S. N. M., collected by the steamer <i>Albatross</i> at station 2358, in N. lat. 20° 19', W. lon. 87° 03' 30'', at a depth of 220 fathoms. (Enlarged nearly one-half.)	
234. <i>Diretmus argenteus</i> , Johnson.....	211
Drawing from Johnson, Proceedings of the Zoölogical Society of London, Pl. XXXVI.	
235. <i>Antigonia capros</i> , Lowe.....	229
Drawings from Temminck and Schlegel, Fauna Japonica, Pl. XLII.	
PLATE LXVI.	
236. <i>Epigonus occidentalis</i> , Goode and Bean.....	233
Drawing by H. L. Todd, from the type specimen, collected by the steamer <i>Blake</i> at station LIV, off Barbadoes, in 237 fathoms. (Natural size.)	
237. <i>Hypoclydonia bella</i> , Goode and Bean.....	236
Drawing by S. F. Denton, from No. 39338, U. S. N. M., collected by the steamer <i>Albatross</i> at station 2426, in N. lat. 36° 01' 30'', W. lon. 74° 47' 30'', at a depth of 93 fathoms. (About one and two-thirds natural size.)	
238. <i>Polyprion americanum</i> , (Schneider), Jordan.....	238
Drawing by H. L. Todd, from a specimen collected by the U. S. Fish Commission, on the Grand Bank.	

- | | Text page. |
|---|------------|
| 239, 240. <i>Pseudopriacanthus altus</i> , Gill | 242 |
| Drawings by H. L. Todd, from a specimen collected by the steamer <i>Albatross</i> at station 2606, in N. lat. 34° 35' 15", W. lon. 75° 52' 00", at a depth of 25 fathoms. (No. 239, eight times natural size; No. 240, four times.) | |

PLATE LXVII.

- | | |
|---|-----|
| 241. <i>Polymixia nobilis</i> , Lowe | 243 |
| Drawing from Günther, Challenger Report, Vol. xxii, Pl. i, Fig. B. | |
| 242. <i>Scorpæna cristulata</i> , Goode and Bean | 246 |
| Drawing by H. L. Todd, from type No. 39326, U. S. N. M., collected by the steamer <i>Albatross</i> at station 2415, in N. lat. 30° 44', W. lon. 79° 26', at a depth of 440 fathoms. | |
| 243. <i>Scorpæna Agassizii</i> , Goode and Bean..... | 247 |
| Drawing by M. M. Smith, from the type specimen collected by the steamer <i>Blake</i> at station CCLIX, in N. lat. 23° 13', W. lon. 74° 52', at a depth of 80 fathoms. | |

PLATE LXVIII.

- | | |
|--|-----|
| 244. <i>Helicolenus maderensis</i> , Goode and Bean | 250 |
| Drawing by H. L. Todd, from No. 26627, U. S. N. M., collected by the steamer <i>Fish Hawk</i> at station 897, in N. lat. 37° 25', W. lon. 74° 18', at a depth of 157½ fathoms. (Slightly reduced.) | |
| 245. <i>Pontinus Rathbuni</i> , Goode and Bean..... | 255 |
| Drawing by A. H. Baldwin, from No. 39526, U. S. N. M., collected by the steamer <i>Albatross</i> at station 2298, in N. lat. 35° 39', W. lon. 74° 52', at a depth of 80 fathoms. | |
| 246. <i>Pontinus longispinis</i> , Goode and Bean..... | 258 |
| Drawing by H. L. Todd, from type No. 39322, U. S. N. M., collected by the steamer <i>Albatross</i> at station 2402, in N. lat. 28° 36', W. lon. 85° 33' 30", at a depth of 111 fathoms. | |

PLATE LXIX.

- | | |
|---|-----|
| 247. <i>Pontinus macrolepis</i> , Goode and Bean..... | 257 |
| Drawing by A. H. Baldwin, from a specimen collected by the steamer <i>Blake</i> at station CIV, off Barbadoes, at a depth of 500 fathoms. | |
| 248. <i>Sebastes marinus</i> , (Linnaeus), White..... | 260 |
| Drawing by H. L. Todd, from No. 10442, U. S. N. M., collected at Eastport, Me. | |

PLATE LXX.

- | | |
|---|-----|
| 249. <i>Setarches parmatus</i> , Goode..... | 264 |
| Drawing by H. L. Todd, from type No. 26084, U. S. N. M., collected by the steamer <i>Fish Hawk</i> at station 876, off Martha's Vineyard, in N. lat. 39° 57' 00", W. lon. 70° 56' 00", at a depth of 120 fathoms. (Twice natural size.) | |
| 250. <i>Eumicrotremus spinosus</i> , (Müller), Gill..... | 272 |
| Drawing by H. L. Todd, from a specimen collected off Half Way Rock, Salem, Mass., at a depth of 35 fathoms. (About three times natural size.) | |
| 251, 251A, B. <i>Careproctus ranula</i> , Goode and Bean..... | 275 |
| Drawings by H. L. Todd, from No. 22310, U. S. N. M., collected by the steamer <i>Speedwell</i> at station 117, off the mouth of Halifax Harbor. (Little less than twice natural size.) | |
| 252. <i>Monomitra liparina</i> , Goode..... | 278 |
| Drawn by H. L. Todd, from type No. 26184, U. S. N. M., collected by the steamer <i>Fish Hawk</i> at station 891, in N. lat. 39° 46', W. lon. 71° 10', at a depth of 480 fathoms. | |

PLATE LXXI.

- | | |
|---|-----|
| 253. <i>Paraliparis Copei</i> , Goode and Bean. | 279 |
| drawing by H. L. Todd, from No. 35637, U. S. N. M., collected by the steamer <i>Albatross</i> at station 2232, in N. lat. 39° 12' 17", W. lon. 72° 09' 30", at a depth of 520 fathoms. (Slightly reduced.) | |
| 254. <i>Gymnolycodes Edwardsi</i> , Vaillant..... | 281 |
| Drawing from Vaillant, Expéditions Scientifiques du Travailleur et du Talisman, Pl. xxvi. | |
| 255. <i>Arteidiellus uncinatus</i> , (Reinhardt), Jordan | 267 |
| Drawing by A. H. Baldwin, from a specimen collected by the steamer <i>Albatross</i> at station 2477, in N. lat. 44° 29' 30", W. lon. 57° 11' 15", at a depth of 114 fathoms. (About two-and-a-half times natural size.) | |

- | | Text page. |
|---|------------|
| 256. <i>Triglops Pingelii</i> , Reinhardt..... | 269 |
| Drawing by H. L. Todd, from a specimen collected by the steamer <i>Speedwell</i> at station 117, 8 miles off Chebucto, at a depth of 52 fathoms. (Enlarged about one-half.) | |

PLATE LXXII.

- | | |
|---|-----|
| 257. <i>Cottunculus microps</i> , Collett..... | 269 |
| Drawing by H. L. Todd, from No. 26087, U. S. N. M., collected by the steamer <i>Fish Hawk</i> at station 880, in N. lat. 38° 48' 30", W. lon. 70° 54', at a depth of 252½ fathoms. (Natural size.) | |
| 258. <i>Cottunculus Thomsonii</i> , Günther..... | 270 |
| Drawing by H. L. Todd, from No. 37386, U. S. N. M., collected by the steamer <i>Albatross</i> at station 2584, in N. lat. 39° 05' 30", W. lon. 72° 23' 20", at a depth of 541 fathoms. (Seven-twelfths natural size.) | |
| 259. <i>Podothecus decagonus</i> , (Schneider), Jordan..... | 282 |
| Drawing from Collett, Norsk. Nordhavs Expedition, Pl. II, Fig. 11. | |
| 260. <i>Aspidophoroides monopterygius</i> , (Bloch), (Goode and Bean)..... | 283 |
| Drawing by H. L. Todd, from No. 24761, U. S. N. M., collected by the steamer <i>Speedwell</i> at Sandwich Point, Halifax, in 18 fathoms. (Enlarged about one-half.) | |

PLATE LXXIII.

- | | |
|---|-----|
| 261A, B. <i>Cottunculus microps</i> , Collett..... | 269 |
| Drawing by H. L. Todd, from No. 26087, U. S. N. M., collected by the steamer <i>Fish Hawk</i> at station 880, in N. lat. 38° 48' 30", W. lon. 70° 54', at a depth of 252½ fathoms. (Natural size.) | |
| 262A, B. <i>Cottunculus Thomsonii</i> , Günther..... | 270 |
| Drawings by H. L. Todd, from No. 37386, U. S. N. M., collected by the steamer <i>Albatross</i> at station 2584, in N. lat. 39° 05' 30", W. lon. 72° 23' 20", at a depth of 541 fathoms. (Natural size.) | |

PLATE LXXIV.

- | | |
|---|-----|
| 263, 263A, B. <i>Hypsicometes gobioides</i> , Goode..... | 290 |
| Drawings by A. H. Baldwin, from a specimen collected by the steamer <i>Albatross</i> at station 2377, in N. lat. 29° 07' 30", W. lon. 88° 08', at a depth of 240 fathoms. | |
| 264, 264A. <i>Chiasmodon niger</i> , Johnson..... | 292 |
| Drawings by H. L. Todd, from No. 25633, U. S. N. M., collected at the surface by Capt. Thomas F. Hodgdon of the schooner <i>Bessie W. Somes</i> , on Le Have Bank. | |

PLATE LXXV.

- | | |
|--|-----|
| 265. <i>Lopholatilus chamæleonticeps</i> , Goode and Bean..... | 281 |
| Drawing by H. L. Todd, from No. 22899, U. S. N. M., collected by Capt. Kirby, 80 miles south by east of No Man's Land. | |

PLATE LXXVI.

- | | |
|--|-----|
| 266. <i>Pseudoscopelus scriptus</i> , Lütken..... | 292 |
| Drawing from Lütken, Spolia Atlantica, Pl. I, Fig. 3. (About three times natural size.) | |
| 267. <i>Porichthys porosissimus</i> , (Cuvier and Valenciennes), Günther..... | 294 |
| Outline by A. H. Baldwin, from a specimen collected by the steamer <i>Albatross</i> at station 2121, in N. lat. 10° 37' 40", W. lon. 61° 42' 40" at a depth of 34 fathoms. | |
| 268, 268A, B. <i>Callionymus himantophorus</i> , Goode and Bean..... | 296 |
| Drawings by H. L. Todd, from a specimen collected by the steamer <i>Blake</i> at station xxx, off Barbados, in 209 fathoms. (Natural size.) | |

PLATE LXXVII.

- | | |
|--|-----|
| 269. <i>Anarrhichas lupus</i> , Linnaeus..... | 299 |
| Drawing by H. L. Todd, from No. 21816, U. S. N. M., collected by Capt. John Gourville, of the Gloucester fishing fleet, on Georges Bank. | |
| 270. <i>Anarrhichas minor</i> , Olafsen..... | 301 |
| Drawing by H. L. Todd, from No. 21618, U. S. N. M., collected by Capt. R. H. Huribert, in N. lat. 42° 27', W. lon. 64° 20'. | |

- | | Text page. |
|---|------------|
| 271. <i>Anarrhichas latifrons</i> , Steenstrup and Hallgrimsson | 301 |
| Drawing by H. L. Todd, from No. 21373, U. S. N. M., collected by Capt. Joseph W. Collins, of the schooner <i>Marion</i> , in N. lat. 43° 56', W. lon. 59° 04'. (About one-fourth natural size.) | |

PLATE LXXVIII.

- | | |
|---|-----|
| 272. <i>Lycodes Esmarkii</i> , Collett..... | 303 |
| Drawing by H. L. Todd, from No. 21991, U. S. N. M., collected by Capt. Z. Hawkins and crew, of the schooner <i>Gwendolen</i> , on Le Have Bank, in 400 fathoms. (About two-sevenths natural size.) | |
| 273. <i>Lycodes reticulatus</i> , Reinhardt | 305 |
| Drawing by H. L. Todd, collected by Capt. R. Markuson and crew, of the Gloucester fishing fleet, southwest of Banquereux, in 300 fathoms. | |
| 274. <i>Lycodes frigidus</i> , Collett | 305 |
| Drawing by H. L. Todd, from No. 32995, U. S. N. M., collected by the steamer <i>Albatross</i> at station 2018, in N. lat. 37° 12' 22", W. lon. 74° 20' 04", at a depth of 788 fathoms. (About two-fifths natural size.) | |
| 275. <i>Lycodes mucosus</i> , Richardson..... | 306 |
| Drawing by H. L. Todd, from No. 16930, U. S. N. M., collected in Cumberland Gulf, by W. A. Mintzer. (About two-fifths natural size.) | |

PLATE LXXIX.

- | | |
|--|-----|
| 276. <i>Lycodes zoarchus</i> , Goode and Bean | 308 |
| Drawing by S. F. Denton, from type No. 39298, U. S. N. M., collected by steamer <i>Albatross</i> , off Nova Scotia in N. lat. 44° 46' 30", W. lon. 59° 55' 45", at a depth of 130 fathoms. | |
| 276A. <i>Lycodes zoarchus</i> , Goode and Bean..... | 308 |
| Drawing by S. F. Denton, from No. 39299, U. S. N. M., collected by the steamer <i>Albatross</i> at station 2486, in N. lat. 44° 26', W. lon. 57° 11' 15", at a depth of 190 fathoms. | |
| 277, 277A. <i>Lycenchelys Verrillii</i> , Goode and Bean | 309 |
| Drawings by H. L. Todd, from No. 21015, U. S. N. M., collected by the U. S. Fish Commission, 27 miles southwest of Chebueto. | |

PLATE LXXX.

- | | |
|---|-----|
| 278. <i>Lycodes perspicillum</i> , Kröyer | 307 |
| Drawing by H. L. Todd, from No. 39336, U. S. N. M., collected by steamer <i>Albatross</i> at station 2456, in N. lat. 47° 29', W. lon. 52° 18', at a depth of 86 fathoms. (Twice natural size.) | |
| 278A. <i>Lycodes perspicillum</i> , Kröyer | 307 |
| Drawing by S. F. Denton, from No. 39337, U. S. N. M., collected by the steamer <i>Albatross</i> at station 2491, in N. lat. 45° 25' 30", W. lon. 58° 35' 15", at a depth of 59 fathoms. (Nearly four times natural size.) | |
| 279. <i>Lycenchelys paxillus</i> , Goode and Bean..... | 311 |
| Drawing by H. L. Todd, from No. 22177, U. S. N. M., collected by Capt. Joseph Collins, of the Gloucester fishing fleet, in N. lat. 42° 48', W. lon. 63° 07'. (About one-half natural size.) | |
| 279A. <i>Lycenchelys paxillus</i> , Goode and Bean..... | 311 |
| Drawing by H. L. Todd, from a specimen collected by the steamer <i>Blake</i> at station CCCLIX, in N. lat. 40° 11' 40", W. lon. 68° 22', at depth of 304 fathoms. | |
| 280. <i>Lycodonus mirabilis</i> , Goode and Bean..... | 312 |
| Drawing by S. F. Denton, from No. 39207, U. S. N. M., collected by the steamer <i>Albatross</i> at station 2742, in N. lat. 37° 46' 30", W. lon. 73° 56' 30", at a depth of 865 fathoms. | |

PLATE LXXXI.

- | | |
|--|-----|
| 281A, B. <i>Lycodes reticulatus</i> , Reinhardt..... | 305 |
| Drawing by H. L. Todd, from a specimen collected by Capt. R. Markuson, southwest of Banquereux, in 300 fathoms. (One-half natural size.) | |
| 282. <i>Lycenchelys paxillus</i> , Goode and Bean..... | 311 |
| Drawing by H. L. Todd, from No. 22177, U. S. N. M., collected by Capt. Joseph W. Collins of the Gloucester fishing fleet, in N. lat. 42° 48', W. lon. 63° 07'. (Natural size.) | |

	Text page.
283A, B. <i>Lycodes mucosus</i> , Richardson	306
Drawings by H. L. Todd, from No. 16930, U. S. N. M., collected by W. A. Mintzer, in Cumberland Gulf. (Three-fourths natural size.)	
283C. <i>Lycodes zoarchus</i> , Goode and Bean	308
Drawing by H. L. Todd, from type No. 39298, U. S. N. M., collected by the steamer <i>Albatross</i> , off Nova Scotia, in N. lat. 44° 46' 30", W. lon. 59° 55' 45", at a depth of 130 fathoms.	

PLATE LXXXII.

284. <i>Melanostigma gelatinosum</i> , Günther	314
Drawing by H. L. Todd, from No. 28853, U. S. N. M., collected by the steamer <i>Fish Hawk</i> at station 952, in N. lat. 39° 55', W. lon. 70° 28', at a depth of 396 fathoms. (Enlarged one-half.)	
285. <i>Dicromita Agassizii</i> , Goode and Bean	319
Drawing by H. L. Todd, from a specimen collected by the steamer <i>Blake</i> at station XCII, off Granada, in 291 fathoms.	
285A, B. <i>Dicromita Agassizii</i> , Goode and Bean	319
Drawings by H. L. Todd, from type No. 26023, U. S. N. M., collected by the steamer <i>Fish Hawk</i> at station 869, in N. lat. 40° 02' 18", W. lon. 70° 23' 06", at a depth of 192 fathoms.	
286. <i>Bassozetus catena</i> , Goode and Bean	323
Drawing by S. F. Denton, from type No. 37311, U. S. N. M., collected by the steamer <i>Albatross</i> at station 2379, in N. lat. 28° 00' 15", W. lon. 87° 42', at a depth of 1,467 fathoms. (About seven-ninths natural size.)	
287. <i>Bassozetus normalis</i> , Gill	322
Drawing by H. L. Todd, from No. 49416, U. S. N. M., collected by the steamer <i>Albatross</i> at station 2380, in N. lat. 28° 02' 30", W. lon. 87° 43' 45", at a depth of 1,430 fathoms. (About seven-tenths natural size.)	
288. <i>Benthocometes robustus</i> , Goode and Bean	327
Drawing by H. L. Todd, from No. 29057, U. S. N. M., collected by the steamer <i>Fish Hawk</i> at station 1043, in N. lat. 38° 39', W. lon. 73° 11', at a depth of 130 fathoms. (One and three-fifths natural size.)	

PLATE LXXXIII.

289. <i>Neobythites Gillii</i> , Goode and Bean	325
Drawing by A. H. Baldwin, from type No. 37310, U. S. N. M., collected by the steamer <i>Albatross</i> at station 2402, in N. lat. 28° 36', W. lon. 85° 33', at a depth of 111 fathoms. (About twice natural size.)	
290. <i>Neobythites marginatus</i> , Goode and Bean	326
Drawing by H. L. Todd, from the type specimen collected by the steamer <i>Blake</i> at station LXXIX, off Barbadoes, in 209 fathoms. (One and three-fifths natural size.)	
291. <i>Bassogigas Gillii</i> , Goode and Bean	328
Drawing by A. H. Baldwin, from No. 39417, U. S. N. M., collected by the steamer <i>Albatross</i> at station 2684, off Cape Henlopen, Delaware, in N. lat. 39° 35', W. lon. 70° 54', at a depth of 1,106 fathoms. (Slightly more than one-third natural size.)	
292. <i>Porogadus miles</i> , Goode and Bean	334
Drawing by A. H. Baldwin, from type No. 35625, U. S. N. M., collected by the steamer <i>Albatross</i> at station 2230, in N. lat. 38° 27', W. lon. 73° 02', at a depth of 1,168 fathoms. (Enlarged about one-half.)	

PLATE LXXXIV.

293. <i>Penopus Macdonaldi</i> , Goode and Bean	336
Drawing by S. F. Denton, from type No. 39433, U. S. N. M., collected by the steamer <i>Albatross</i> at Station 2716, in N. lat. 38° 29' 30", W. lon. 70° 57', at a depth of 1,631 fathoms.	
294. <i>Barathrodemus manatinus</i> , Goode and Bean	332
Drawing by H. L. Todd, from the type specimen collected by the steamer <i>Blake</i> at station CCCXXV, in N. lat. 33° 35' 20", W. lon. 76°, at a depth of 617 fathoms. (Slightly enlarged.)	

	Text page.
295. <i>Nematonus pectoralis</i> , (Goode and Bean), Günther.....	333
Drawing by S. F. Denton, from type No. 37342, U. S. N. M., collected by the steamer <i>Albatross</i> at station 2380, in N. lat. 28° 02' 30", W. lon. 87° 43' 45", at a depth of 1,430 fathoms. (Slightly reduced.)	
296A. <i>Mixonus laticeps</i> , Günther.....	339
Drawing from Günther, Challenger Report, Vol. xxii, Pl. xxv, Fig. B. (Five and a half times natural size.)	
296B. <i>Tauredophidium Hextii</i> , Alcock	336
Outline from Alcock, Ann. & Mag. Nat. Hist., S. 6, Vol. vi, Pl. viii, Fig. 1. (Nearly twice natural size.)	

PLATE LXXXV.

297, 297A, B. <i>Dicrolene intronigra</i> , Goode and Bean	338
Drawings by H. L. Todd, from a specimen collected by the steamer <i>Blake</i> in the Gulf Stream. (No. 297, three-fourths natural size; Nos. 297A, B, natural size.)	
298. <i>Barathronus bicolor</i> , Goode and Bean.....	341
Drawing by M. M. Smith, from the type specimen collected by the steamer <i>Blake</i> , at station LXXI, off Guadeloupe, in 769 fathoms.	
299. <i>Aphyonis mollis</i> , Goode and Bean.....	342
Drawing by H. L. Todd, from the type specimen, collected by the steamer <i>Blake</i> at station CCXXI, in N. lat. 24° 36', W. lon. 84° 05', at a depth of 955 fathoms.	

PLATE LXXXVI.

300. <i>Alexeterion parfaiti</i> , Vaillant.....	343
Outline from Vaillant, Expéditions Scientifiques du Travailleur et du Talisman, Pl. xxv (enlarged). (Four times natural size.)	
301. <i>Hepthocara simum</i> , Alcock	344
Outline from Alcock, Annals and Magazine of Natural History, 1892, Pl. xviii, Fig. 1. (Natural size.)	
302. <i>Lamprogrammus niger</i> , Alcock	344
Drawing from Alcock, Annals and Magazine of Natural History, 1891, viii, Fig. 2. (One-half natural size.)	
303. <i>Rhodichthys regina</i> , Collett.....	342
Outline from Collett, Norsk. Nordhavs Exped. Fiske, Pl. v.	

PLATE LXXXVII.

304. <i>Ptilichthys Goodei</i> , Bean.....	302
Drawing by H. L. Todd, from No. 26619, U. S. N. M., collected by Dall and Bean at the entrance to Port Levasheff, Unalaska, in 10 fathoms. (About twice natural size.)	
305. <i>Otophidium omostigma</i> , Jordan.....	345
Drawing by H. L. Todd, from No. 29670, U. S. N. M., taken from the stomach of a red snapper at Pensacola, Fla. (Nearly twice natural size.)	
306. <i>Leptophidium cervinum</i> , Goode and Bean	346
Drawing by H. L. Todd, from type No. 28764, U. S. N. M., collected by the steamer <i>Fish Hawk</i> at station 941, in N. lat. 40° 01', W. lon. 69° 56', at a depth of 76 fathoms. (About four-fifths natural size.)	
307. <i>Leptophidium profundorum</i> , Gill	347
Drawing by A. H. Baldwin, from a specimen collected by the steamer <i>Albatross</i> at station 2042, in N. lat. 39° 33', W. lon. 68° 26' 45", at a depth of 1,555 fathoms. (Slightly enlarged.)	
308. <i>Leptophidium marmoratum</i> , Goode and Bean	348
Drawing by M. M. Hildebrandt, from type No. 37237, U. S. N. M., collected by the steamer <i>Albatross</i> , at station 2350, in N. lat. 23° 10' 39", W. lon. 82° 20' 21", at a depth of 213 fathoms. (Slightly reduced.)	

PLATE LXXXVIII.

309. <i>Phycis regius</i> , (Walbaum), Jordan and Gilbert	357
Drawing by H. L. Todd, from No. 20923, U. S. N. M., obtained in New York City, by E. G. Blackford. (Two-thirds natural size.)	

	Text page.
310. <i>Phycis cirratus</i> , Goode and Bean	358
Drawing by H. L. Todd, from type No. 39059, U. S. N. M., collected by the steamer <i>Albatross</i> , at station 2376, in N. lat. 29° 03' 15", W. lon. 88° 16', at a depth of 324 fathoms.	
311. <i>Phycis chuss</i> , (Walbaum), Gill.....	359
Drawing by H. L. Todd, from No. 28707, U. S. N. M., collected by the steamer <i>Fish Hawk</i> , at station 918, in N. lat. 40° 20' 24", W. lon. 70° 41' 30", at a depth of 245 fathoms.	

PLATE LXXXIX.

312. <i>Phycis tenuis</i> , (Mitchill), De Kay.....	359
Drawing by H. L. Todd, from No. 21029, U. S. N. M., collected by the steamer <i>Speedwell</i> , at stations 73 and 74, in Halifax Harbor.	
313. <i>Phycis Chesteri</i> , Goode and Bean.....	360
Drawing by H. L. Todd, from No. 21840, U. S. N. M., collected by the steamer <i>Speedwell</i> , at station 174, off Cape Ann, in 140 fathoms. (About two-thirds natural size.)	
314. <i>Aprion macrophthalmus</i> , (Müller), Jordan and Swain.....	239
Drawing by M. M. Smith, from a specimen collected by the steamer <i>Blake</i> , at station CCLXI, in N. lat. 23° 13', W. lon. 89° 10', at a depth of 84 fathoms.	

PLATE XC.

315. <i>Læmonema barbatula</i> , Goode and Bean	362
Drawing by W. S. Haines, from No. 38331, U. S. N. M., collected by the steamer <i>Albatross</i> , at station 2397, in N. lat. 28° 42', W. lon. 86° 36', at a depth of 280 fathoms.	
315A. <i>Læmonema barbatula</i> , Goode and Bean.....	362
Drawing by H. L. Todd, from No. 29046, U. S. N. M., collected by the steamer <i>Fish Hawk</i> , at station 1045, in N. lat. 38° 35', W. lon. 73° 13', at a depth of 312 fathoms.	
316. <i>Læmonema melanurum</i> , Goode and Bean	363
Drawing by W. S. Haines, from type No. 38270, U. S. N. M., collected by the steamer <i>Albatross</i> at station 2415, in N. lat. 30° 44', W. lon. 79° 26', at a depth of 440 fathoms.	
317. <i>Molva vulgaris</i> , Fleming.....	364
Outline from Day, Fishes of Great Britain and Ireland, Pl. LXXXVI.	

PLATE XCI.

318. <i>Physiculus Kaupi</i> , Poey.....	366
Outline from Günther, Challenger Report, Vol. XXII, Pl. XVII.	
319. <i>Physiculus fulvus</i> , Bean.....	366
Drawing by H. L. Todd, from type No. 28766, U. S. N. M., collected by the steamer <i>Fish Hawk</i> , at station 941, in N. lat. 40° 01', W. lon. 69° 56', at a depth of 59 fathoms.	
320. <i>Uraleptus Maraldi</i> (Risso), Costa.....	367
Drawing by H. L. Todd, from a specimen collected by the steamer <i>Blake</i> , at station LXXXI, off Neris. (Nearly twice natural size.)	

PLATE XCII.

321. <i>Lotella maxillaris</i> , Bean.....	368
Drawing by H. L. Todd, from type No. 29832, U. S. N. M., collected by the steamer <i>Fish Hawk</i> , at station 952, in N. lat. 39° 55', W. lon. 70° 28', at a depth of 396 fathoms. (Nearly three times natural size.)	
322. <i>Mora mediterranea</i> , Risso.....	369
Outline from Bonaparte, Fauna Italica, Vol. III, Pl. 107.	
323. <i>Lepidion Rissoi</i> , Swainson.....	370
Outline from Vinciguerra, Ann. Mus. Civ. Genua, Vol. XVIII, Pl. III.	

PLATE XCIII.

324. <i>Antimora viola</i> (Goode and Bean), Jordan.....	372
Drawing by H. L. Todd, from type No. 21837, U. S. N. M., collected by Capt. Joseph W. Collins, of the schooner <i>Marion</i> , on the edge of Le Havre Bank. (Three-eighths natural size.)	

	Text page.
325. <i>Halargyreus brevipes</i> , Vaillant.....	375
Drawing from Vaillant, Expeditions Scientifiques du Travailleur et du Talisman, Pl. xxv. (About one-third natural size.)	
326. <i>Strinsia tinca</i> , Rafinesque.....	380
Outline from Bonaparte, Fauna Italica, Vol. III, Pl. 107.	
PLATE XCIV.	
327. <i>Onos ensis</i> , (Reinhardt), Gill.....	381
Drawing by S. F. Denton, from No. 39321, U. S. N. M., collected by the steamer <i>Albatross</i> , at station 2550, in N. lat. 39° 44' 30", W. lon. 70° 30' 45", at a depth of 1,081 fathoms.	
328. <i>Rhinonemus cimbricus</i> , (Linnaeus), Goode and Bean.....	384
Drawing by H. L. Todd, from No. 2,721 U. S. N. M., collected in Chaleur Bay, by Edward Brown. (About three times natural size.)	
329. <i>Brosmius brosme</i> , (Müller), Günther.....	385
Drawing by H. L. Todd, from No. 29967, U. S. N. M., obtained in a Boston market, by W. A. Wilcox.	
PLATE XCV.	
330. <i>Merlucius bilinearis</i> , (Mitchill), Gill.....	386
Drawing by H. L. Todd, from No. 21016, U. S. N. M., obtained by the U. S. Fish Commission in a Halifax market.	
331. <i>Bregmaceros atlanticus</i> , Goode and Bean.....	388
Drawing by H. L. Todd, from a specimen collected by the steamer <i>Blake</i> , at station cxiii, off Neris, in 305 fathoms. (Three and a half times natural size.)	
332, 333. <i>Cælorhynchus occa</i> , Goode and Bean.....	400
Drawing by H. L. Todd, from type No. 37334 U. S. N. M., collected by the steamer <i>Albatross</i> , at station 2396, in N. lat. 28° 34', W. lon. 86° 48', at a depth of 335 fathoms. (One-half natural size.)	
PLATE XCVI.	
334. <i>Macrurus berglax</i> , Lacépède.....	391
Drawing by H. L. Todd, from No. 15608, U. S. N. M. (Gloucester donation 490), collected on the eastern part of Banquereux, at a depth of 200 fathoms, by Capt. David Campbell and crew of the schooner <i>Admiral</i> . (One-fourth natural size.)	
335. <i>Macrurus Bairdii</i> , Goode and Bean.....	393
Drawing by H. L. Todd, from No. 21014, U. S. N. M., taken 40 miles east of Thatcher's Island, at a depth of 160 fathoms. (About two-thirds natural size.)	
336. <i>Cælorhynchus carminatus</i> , Goodo.....	398
Drawing by H. L. Todd, from No. 26187, U. S. N. M., collected by the steamer <i>Fish Hawk</i> , at station 893, off Marthas Vineyard, in 372 fathoms. (Seven-twelfths natural size.)	
337. <i>Cælorhynchus occa</i> , Goode and Bean.....	400
Drawing by H. L. Todd, from type No. 37334, U. S. N. M., collected by the steamer <i>Albatross</i> , at station 2396, in N. lat. 28° 34', W. lon. 86° 48', at a depth of 335 fathoms. (Seven-twelfths natural size.)	
PLATE XCVII.	
338. <i>Cælorhynchus caribbæus</i> , Goode and Bean.....	401
Drawing by H. L. Todd, from type No. 37333, U. S. N. M., collected by the steamer <i>Albatross</i> , at station 2377, in the northern part of the Gulf of Mexico, in N. lat. 29° 07' 30", W. lon. 88° 08', at a depth of 210 fathoms. (About two-thirds natural size.)	
339. <i>Coryphænoides carapinus</i> , Goode and Bean.....	404
Drawing by H. L. Todd, from a specimen collected by the steamer <i>Blake</i> , at station ccxlii, in N. lat. 39° 43', W. lon. 70° 55' 25", at a depth of 1,002 fathoms.	
340. <i>Hymenocephalus Goodei</i> , (Günter), Bean.....	407
Drawing by H. L. Todd, from a specimen collected by the steamer <i>Blake</i> , at station 56, in N. lat. 23° 09', W. lon. 82° 21' 30", at a depth of 175 fathoms. (Four-fifths natural size.)	
341. <i>Hymenocephalus cavernosus</i> , Goode and Bean.....	408
Drawing by S. F. Denton, from type No. 37337, U. S. N. M., collected by the steamer <i>Albatross</i> , at station 2398, in N. lat. 28° 45', W. lon. 86° 26', at a depth of 227 fathoms. (Slightly enlarged.)	

PLATE XCVIII.

	Text page.
342. <i>Lionurus filicauda</i> , Günther	409
Outline from Günther, Challenger Report, Vol. XXII, Pl. XXXIV.	
343. <i>Trachomurus sulcatus</i> , Goode and Bean	410
Drawing by A. H. Baldwin, from type No. 37335, U. S. N. M., collected by the steamer <i>Albatross</i> , at station 2394, in N. lat. 28° 38' 30", W. lon. 87° 02', at a depth of 420 fathoms. (Slightly enlarged.)	
344. <i>Cetonus globiceps</i> , Vaillant	411
Outline from Vaillant, Expeditions Scientifiques du Travailleur et du Talisman, Pl. XX, Fig. 1.	
345. <i>Chalinurus imula</i> , Goode and Bean	412
Drawing by H. L. Todd, from No. 39152 U. S. N. M., collected by the steamer <i>Albatross</i> , at station 2095, in N. lat. 39° 29', W. lon. 70° 58' 40", at a depth of 1,342 fathoms.	

PLATE XCIX.

345A. <i>Chalinura mediterranea</i> , Giglioli	525
Outline by Prof. H. H. Giglioli, from a specimen in the Central Collection of Italian Vertebrata, Royal Zoölogical Museum, Florence, Italy. (Slightly reduced.)	
346. <i>Nematonurus gigas</i> , (Vaillant), Goode and Bean	416
Outline from Günther, Challenger Report, Vol. XXII, Pl. LX.	
347. <i>Moseleya longifilis</i> , (Günther), Goode and Bean	417
Outline from Günther, Challenger Report, Vol. XXII, Pl. XXXV.	

PLATE C.

348. <i>Abyssicola macrochira</i> , (Günther), Goode and Bean	417
Outline from Günther, Challenger Report, Vol. XXII, Pl. XXIX, Fig. B.	
349. <i>Trachyrhynchus scabrus</i> , (Rafinesque), Goode and Bean	417
Outline from Günther, Challenger Report, Vol. XXII, Pl. XLI, Fig. C.	
349A. <i>Macrurus longifilis</i> , Günther	417
Outline from Günther, Challenger Report, Vol. XXII, Pl. XXXV.	

PLATE CI.

350. <i>Macrurus Novæ-zelandiæ</i> , (Hector), Günther	418
Outline from Hector. Transactions of the New Zealand Institute, Vol. III, Pl. XVIII.	
351. <i>Steindachneria argentea</i> , Goode and Bean	419
Drawing by H. L. Todd, from type No. 37350, U. S. N. M., collected by the steamer <i>Albatross</i> , at station 2378, in N. lat. 39° 14' 30", W. lon. 88° 09' 30", at a depth of 68 fathoms. (About four-fifths natural size.)	
352. <i>Bathygadus favosus</i> , Goode and Bean	420
Drawing by H. L. Todd, from the type specimen collected by the steamer <i>Blake</i> , at station LXXX, off Martinique, in 472 fathoms. (About one-half natural size.)	
353, 351. <i>Cœlorhynchus carminatus</i> , Goode	398
Drawings by H. L. Todd, from No. 26187, U. S. N. M., collected by the steamer <i>Fish Hawk</i> , at station 893, off Marthas Vineyard, in 372 fathoms. (Natural size.)	

PLATE CII.

355A, B. <i>Limanda Beanii</i> , Goode	428
Drawings by H. L. Todd, from No. 26102, U. S. N. M., collected by the the steamer <i>Fish Hawk</i> , at stations 875, 876, off Marthas Vineyard, in 120 to 126 fathoms. (About four-fifths natural size.)	
355C, D. <i>Limanda Beanii</i> , Goode	428
Drawings by H. L. Todd, from a specimen collected by the steamer <i>Albatross</i> , at station 2401, in N. lat. 28° 38' 30", W. lon. 85° 52' 30", at a depth of 142 fathoms. (Enlarged about one-half.)	
356A. <i>Glyptocephalus cynoglossus</i> , (Linnaeus), Gill	430
Drawing by S. F. Denton, from No. 39487, U. S. N. M., collected by the steamer <i>Albatross</i> , at station 2552, in N. lat. 39° 47' 07", W. lon. 70° 35', at a depth of 721 fathoms. (Natural size.)	
356B. <i>Glyptocephalus cynoglossus</i> , (Linnaeus), Gill	430
Drawing by S. F. Denton, from a specimen collected by the steamer <i>Albatross</i> , at station 2543, in N. lat. 39° 58' 15", W. lon. 70° 42' 30", at a depth of 166 fathoms. (Natural size.)	

PLATE CIII.

	Text page.
357A, B. <i>Monolene sessilicauda</i> , Goode.....	452
Drawings by H. L. Todd, from No. 26120, U. S. N. M., collected by the steamer <i>Fish Hawk</i> , off Newport, R. I. (About five-sevenths natural size.)	
358. <i>Monolene atrimana</i> , Goode and Bean.....	455
Drawing by H. L. Todd, from the type specimen collected by the steamer <i>Blake</i> , at station XVI, off Barbados, in 288 fathoms. (About four-fifths natural size.)	
359. <i>Monolene atrimana</i> , Goode and Bean.....	455
Drawing by H. L. Todd, from No. 26005, U. S. N. M., collected by the steamer <i>Fish Hawk</i> , at stations 871 and 872, off Marthas Vineyard, in 86 to 115 fathoms. (Natural size.)	

PLATE CIV.

360. <i>Etropus rimosus</i> , Goode and Bean.....	450
Drawing by H. L. Todd, from type No. 37332, U. S. N. M., collected by the steamer <i>Albatross</i> , at station 2408, in N. lat. 28° 28', W. lon. 81° 25', at a depth of 21 fathoms. (Enlarged about one-half.)	
361. <i>Etropus rimosus</i> , Goode and Bean.....	450
Drawing by H. L. Todd, from a specimen collected by the steamer <i>Albatross</i> at station 2543, upon the surface, in N. lat. 39° 58' 15", W. lon. 70° 42' 30", at a depth of 166 fathoms. (Three times natural size.)	
362. <i>Notosema dilecta</i> , Goode and Bean.....	437
Drawing by H. L. Todd, from a specimen collected by the steamer <i>Albatross</i> , at the surface, at Station 2601, in N. lat. 34° 39' 15", W. lon. 75° 33' 30", at a depth of 107 fathoms. (Twice natural size.)	

PLATE CV.

363. <i>Hippoglossus vulgaris</i> , Fleming.....	434
Drawing by H. L. Todd, from No. 10439, U. S. N. M., collected by the U. F. Fish Commission, at Eastport, Me.	
364. <i>Platysomichthys hippoglossoides</i> , (Walbaum), Goode and Bean.....	435
Drawing by H. L. Todd, from a specimen obtained in Fulton Market, New York City.	

PLATE CVI.

365A, B. <i>Notosema dilecta</i> , Goode and Bean.....	437
Drawings by H. L. Todd, from a specimen collected by the steamer <i>Blake</i> , at station CCCXIII, off Charleston, S. C., in N. lat. 32° 31' 50", W. lon. 78° 45', at a depth of 75 fathoms. (Slightly reduced.)	
366A, B. <i>Citharichthys arctifrons</i> , Goode.....	442
Drawings by H. L. Todd, from a specimen collected by the steamer <i>Fish Hawk</i> , off Newport, R. I., in 115 to 155 fathoms. (Slightly enlarged.)	

PLATE CVII.

367. <i>Hippoglossoides platessoides</i> , (Fabricius), Gill.....	438
Drawing by H. L. Todd, from No. 21002, U. S. N. M., collected by the U. S. Fish Commission, on Le Have Bank.	
368. <i>Cyclopsetta fimbriata</i> , Goode and Bean.....	451
Drawing by H. L. Todd, from type No. 37330, U. S. N. M., collected by the steamer <i>Albatross</i> , at Station 2403, in N. lat. 28° 42' 30", W. lon. 85° 29', at a depth of 88 fathoms. (Seven-tenths natural size.)	

PLATE CVIII.

369A B. <i>Citharichthys unicornis</i> , Goode.....	444
Drawings by H. L. Todd, from type No. 26003, U. S. N. M., collected by the steamer <i>Fish Hawk</i> , at stations 870, 871, off Marthas Vineyard, in 115 to 155 fathoms. (Enlarged about one-half.)	
370. <i>Citharichthys spilopterus</i> , Günther.....	447
Drawing by H. L. Todd, from a specimen collected by the steamer <i>Blake</i> , at station CCXLIV, in N. lat. 23° 13', W. lon. 89° 10', at a depth of 81 fathoms. (Slightly reduced.)	
371. <i>Scianectes macrophthalmus</i> , Alcock.....	440
Copied from Alcock, Journal of the Asiatic Society of Bengal, Vol. LVIII, Pt. 2, Pl. XVI, Fig. 4.	

PLATE CIX.

	Text page.
372. <i>Trichopsetta ventralis</i> , (Goode and Bean), Gill.....	440
Drawing by H. L. Todd, from No. 37372, U. S. N. M., collected by the steamer <i>Albatross</i> , at station 2378, in N. lat. 29° 13' 30", W. lon. 88° 09' 30", at depth of 68 fathoms. (Slightly enlarged.)	
373. <i>Citharichthys pætulus</i> , (Goode and Bean), Jordan and Gilbert.....	448
Drawing by H. L. Todd, from type No. 30180, U. S. N. M., collected by Silas Stearns, at Pensacola, Fla. (About one-half natural size.)	

PLATE CX.

374. <i>Aphoristia fasciata</i> , Goode and Bean.....	458
Drawing by H. L. Todd, from No. 37318, U. S. N. M., collected by the steamer <i>Albatross</i> , at Jamaica, West Indies.	
375. <i>Aphoristia nebulosa</i> , Goode and Bean.....	458
Drawing by H. L. Todd, from the type specimen, collected by the steamer <i>Blake</i> , at station cccxqi, in N. lat. 32° 07', W. lon. 78° 37' 30", at a depth of 229 fathoms.	
376. <i>Aphoristia marginata</i> , Goode and Bean.....	459
Drawing by H. L. Todd, from a specimen collected by the steamer <i>Albatross</i> , at station 2376, in N. lat. 29° 03' 15", W. lon. 88° 16', at a depth of 324 fathoms. (Slightly enlarged.)	
377. <i>Aphoristia pigra</i> , Goode and Bean.....	460
Drawing by H. L. Todd, from the type specimen, collected by the steamer <i>Blake</i> , at station xxxiii, off St. Kitt's, West Indies, in 250 fathoms.	
378. <i>Aphoristia diomediana</i> , Goode and Bean.....	460
Drawing by H. L. Todd, from the type specimen, collected by the steamer <i>Albatross</i> , at station 2414, in N. lat. 25° 04' 30", W. lon. 82° 59' 15", at a depth of 26 fathoms. (About two-thirds natural size.)	
379. <i>Aphoristia pusilla</i> , Goode and Bean.....	461
Drawing by H. L. Todd, from No. 28778, U. S. N. M., collected by the steamer <i>Fish Hawk</i> , in N. lat. 40° 01', W. lon. 69° 56', off Marthas Vineyard, in 179 fathoms. (About seven-tenths natural size.)	

PLATE CXI.

380. <i>Prionotus militaris</i> , Goode and Bean.....	464
Drawing by H. L. Todd, from the type specimen, collected by the steamer <i>Albatross</i> , at station 2362, off Cape Catoche, Yucatan, in N. lat. 22° 08' 30", W. lon. 86° 53' 30", at a depth of 25 fathoms.	
381. <i>Prionotus egretta</i> , Goode and Bean.....	465
Drawing by M. M. Smith, from a specimen collected by the steamer <i>Blake</i> , at station lxiV, off Barbadoes, in 100 to 200 fathoms.	
382. <i>Prionotus alatus</i> , Goode and Bean.....	467
Drawing by H. L. Todd, from a specimen collected by the steamer <i>Blake</i> , off Charleston, S. C., in N. lat. 32° 31' 50", W. lon. 78° 45', at a depth of 75 fathoms.	

PLATE CXII.

383, 383B. <i>Prionotus trinitatis</i> , Goode and Bean.....	468
Drawings by H. L. Todd, from type No. 39318, U. S. N. M., collected by the steamer <i>Albatross</i> , at station 2120, off Trinidad, in N. lat. 11° 07', W. lon. 62° 14' 30", at a depth of 73 fathoms.	
384. <i>Prionotus militaris</i> , Goode and Bean.....	464
Drawing by H. L. Todd, from the type specimen, collected by the steamer <i>Albatross</i> , at Station 2362, off Cape Catoche, Yucatan, in N. lat. 22, ° 08' 30", W. lon. 86° 53' 30", at a depth of 25 fathoms.	

PLATE CXIII.

385, 385A, B. <i>Peristedion miniatum</i> , Goode.....	470
Drawings by H. L. Todd, from type No. 26023, U. S. N. M., collected by the steamer <i>Fish Hawk</i> , at station 869, in N. lat. 40° 02' 18", W. lon. 70° 23' 06", at a depth of 192 fathoms. (No. 385 reduced about one-half; Nos. 385A, B natural size.)	

PLATE CXIV.

	Text page.
386. <i>Peristedion longispatha</i> , Goode and Bean.....	472
Drawing by H. L. Todd, from the type specimen, collected by the steamer <i>Blake</i> , at station LVIII., off Havana, in 242 fathoms. (About seven-ninths natural size.)	
387. <i>Peristedion gracile</i> , Goode and Bean.....	473
Drawing by H. L. Todd, from the type specimen, collected by the steamer <i>Albatross</i> , at station 2401, in N. lat. 28° 38' 30", W. lon. 85° 52' 30", at a depth of 142 fathoms.	
388A, B. <i>Peristedion platycephalum</i> , Goode and Bean.....	471
Drawings by H. L. Todd, from the type specimen, collected by the steamer <i>Blake</i> , at station LX, off Barbados, in 123 fathoms. (Natural size.)	

PLATE CXV.

389. <i>Lophotes Cepedianus</i> , Giorna.....	349
Drawing from Temminck and Schlegel, Fauna Japonica, Pl. LXXI, Fig. 2.	
390. <i>Lophotes Capellei</i> , Temminck and Schlegel.....	351
Outline from Temminck and Schlegel, Fauna Japonica, Pl. LXXI.	
391. <i>Trachypterus iris</i> , (Gmelin), Cuvier and Valenciennes.....	477
Outline from Cuvier and Valenciennes, Histoire Naturelle des Poissons de la France, Pl. 297.	

PLATE CXVI.

392. <i>Trachypterus arcticus</i> , (Brünnich), Nilsson.....	479
Outline from Day, Fishes of Great Britain and Ireland, Vol. I, Pl. LXIII.	
393. <i>Stylephorus chordatus</i> , Shaw.....	482
Outline from Blainville, Journal de Physique, Vol. LXXXVII, Pl. I.	
394. <i>Stylephorus chordatus</i> , Shaw.....	482
Outline from Shaw, Transactions of the Linnean Society of London, Vol. 1, p. 90.	

PLATE CXVII.

395. <i>Regalecus glesne</i> , Aseanius.....	480
Outline from Day, Fishes of Great Britain and Ireland, Pl. 64.	
396. <i>Macrorhynchus scolopax</i> , (Linnaeus), Goode and Bean.....	483
Drawing by H. L. Todd, from No. 28755, U. S. N. M., collected by the steamer <i>Fish Hawk</i> , at station 910, in N. lat. 39° 54', W. lon. 69° 51' 30", at a depth of 130 fathoms. (Enlarged one-fourth.)	
397. <i>Aulostoma longipes</i> , Vaillant.....	484
Outline from Vaillant, Expéditions Scientifiques du Travailleur et du Talisman, Pl. XXVII, Fig. 4. (Eight times natural size.)	
398. <i>Chaunax pictus</i> , Lowe.....	487
Drawing by H. L. Todd, from No. 26021, U. S. N. M., collected by the steamer <i>Fish Hawk</i> , at station 869, off Martha's Vineyard, in 192 fathoms. (Four times natural size.)	
399. <i>Ceratias Holbölli</i> , Kröyer.....	489
Drawing from Gaimard, Voy. Skand., Poissons, Pl. IX.	

PLATE CXVIII.

400, 400A, B. <i>Lophius piscatorius</i> , Linnaeus.....	485
Drawings by S. F. Denton, from No. 39314, U. S. N. M., collected by the U. S. Fish Commission, 20 miles south of No Man's Land.	

PLATE CXIX.

401. <i>Mancalias Shufeldtii</i> , Gill.....	490
Drawing by H. L. Todd, from No. 33552, U. S. N. M., collected by the steamer <i>Albatross</i> , at station 2099, in N. lat. 37° 12' 20", W. lon. 69° 39', at a depth of 2,949 fathoms. (About two and a half times natural size.)	
402. <i>Cryptopsaras Couesii</i> , Gill.....	491
Drawing by H. L. Todd, from No. 33558, U. S. N. M., collected by the steamer <i>Albatross</i> , at station 2101, in N. lat. 38° 13' 30", W. lon. 68° 24', at a depth of 1,686 fathoms. (Three and three-fourths times natural size.)	

	Text page.
403. <i>Halieutæa stellata</i> , Cuvier and Valenciennes.....	499
Outline from Temminck and Schlegel, Fauna Japonica, Pl. 82.	
404. <i>Paroneirodes glomerosus</i> , Alcock.....	493
Drawing from Alcock, Annals and Magazine of Natural History, Vol. 11, Pl. 1X, Fig. 6. (Very slightly reduced.)	

PLATE CXX.

405. <i>Corynolophus Reinhardtii</i> , (Lütken), Gill.....	494
Drawing from Lütken, Vidensk. Selsk. Skr. Naturvid. og Math. Aft., IV, Pl. 334.	
406. <i>Melanocetus Johnsonii</i> , Günther.....	494
Drawing by H. L. Todd, from No. 38055, U. S. N. M., collected by the steamer <i>Albatross</i> , at station 2149, in N. lat. 13° 01' 30", W. lon. 81° 25', at a depth of 992 fathoms.	
407. <i>Liocetus Murrayi</i> , Günther.....	495
Drawing from Günther, Challenger Report, Vol. xxii, Pl. xi.	

PLATE CXXI.

408. <i>Linophryne lucifer</i> , Collett.....	496
Drawing from Collett, Proceedings of the Zoölogical Society of London, 1886, Pl. xv.	
409. <i>Caulophryne setosus</i> , Goode and Bean.....	496
Drawing by S. F. Denton, from type No. 39265, U. S. N. M., collected by the steamer <i>Albatross</i> , in N. lat. 39° 27', W. lon. 71° 15', at a depth of 1,276 fathoms. (Nearly three times natural size.)	
410. <i>Halieutæa coccinea</i> , Alcock.....	500
Drawing from Alcock, Annals and Magazine of Natural History, Series 6, Vol. viii, Pl. viii.	
411. <i>Malthopsis luteus</i> , Alcock.....	529
Drawing from Alcock, Annals and Magazine of Natural History, Series 6, Vol. viii, Pl. viii.	

PLATE CXXII.

412A, B. <i>Halieutella lappa</i> , Goode and Bean.....	500
Drawings by H. L. Todd, from No. 31862, U. S. N. M., collected by the steamer <i>Fish Hawk</i> , at station 1151, in N. lat. 39° 58' 30", W. lon. 70° 37', at a depth of 125 fathoms.	
413. <i>Dibranchus atlanticus</i> , Peters.....	501
Drawings by H. L. Todd, from No. 26088, U. S. N. M., collected by the steamer <i>Fish Hawk</i> , at station 879, off Marthas Vineyard, in 225 fathoms. (No. 413A, natural size; No. 413B, enlarged one-third.)	
414A, B. <i>Halieutichthys aculeatus</i> , (Mitchill), Goode.....	504
Drawings by H. L. Todd, from No. 23552, U. S. N. M., collected at Key West, Fla., by J. W. Nelie. (Natural size.)	

PLATE CXXIII.

415. <i>Bathyclupea argentea</i> , Goode and Bean.....	190
Drawing by A. H. Baldwin, from a specimen collected by the steamer <i>Blake</i> , at station XXXVII, off Neris, in 365 fathoms. (About one-half natural size.)	
416. <i>Schedophilopsis spinosus</i> , Steindachner.....	216
Drawing by A. H. Baldwin, from a specimen obtained at Astoria, Oregon, by Dr. Aug. C. Kinney. (Four-fifths natural size.)	
417. <i>Tetragonurus Cuvieri</i> , Risso.....	230
Drawing by M. M. Hildebrant, from No. 44436, U. S. N. M., collected at Woods Holl, Mass., by Vinal N. Edwards. (About two and a half times natural size.)	



1



2

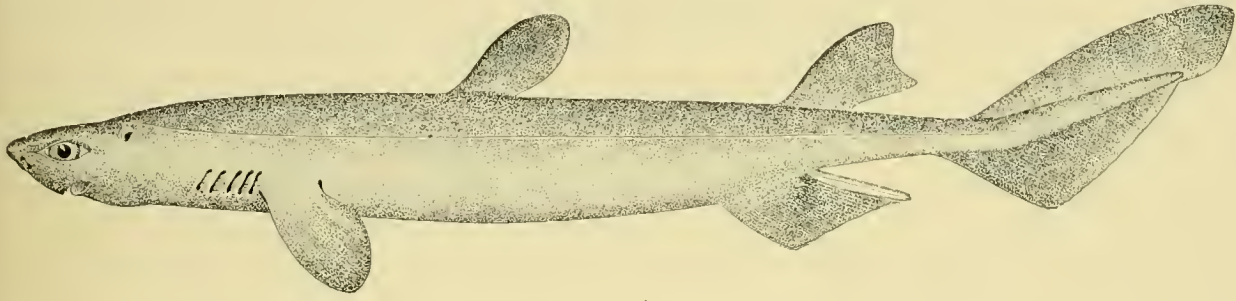


3


1. MYXINE GLUTINOSA. (p. 2.)

2. MYXINE AUSTRALIS. (p. 3.)

3. PETROMYZON MARINUS. (p. 4.)



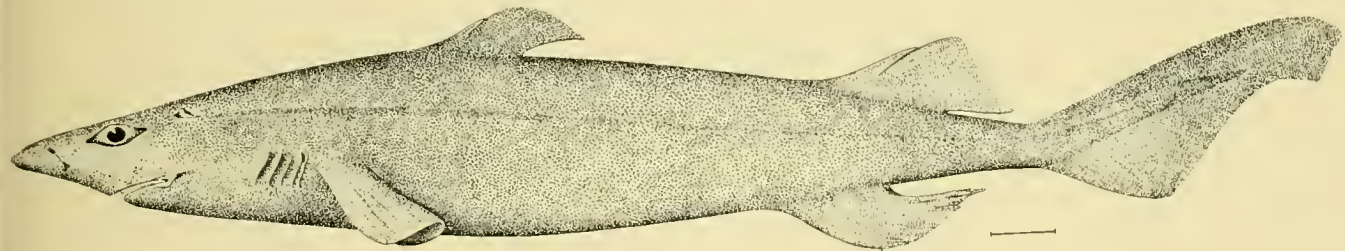
4



5



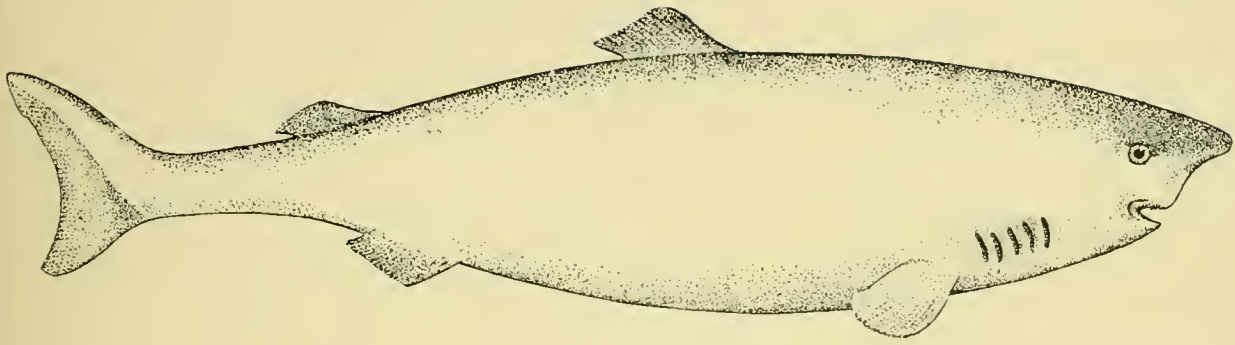
6



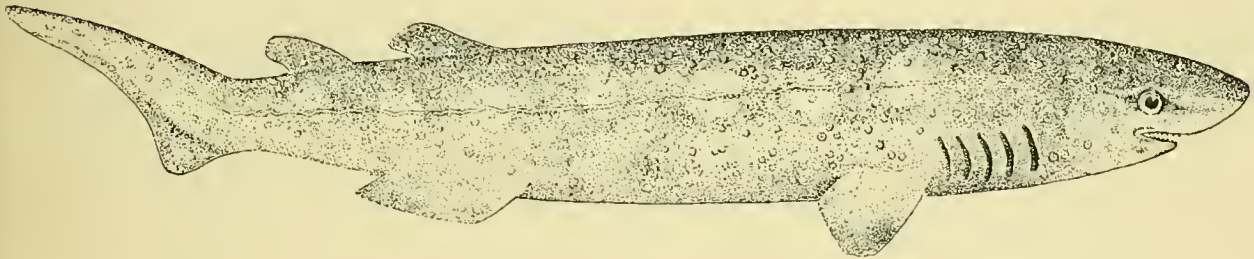
7

1. SCYMNORHINUS LICHA. (p. 7.)
6. SCYLLIORHINUS RETIFER. (p. 16.)

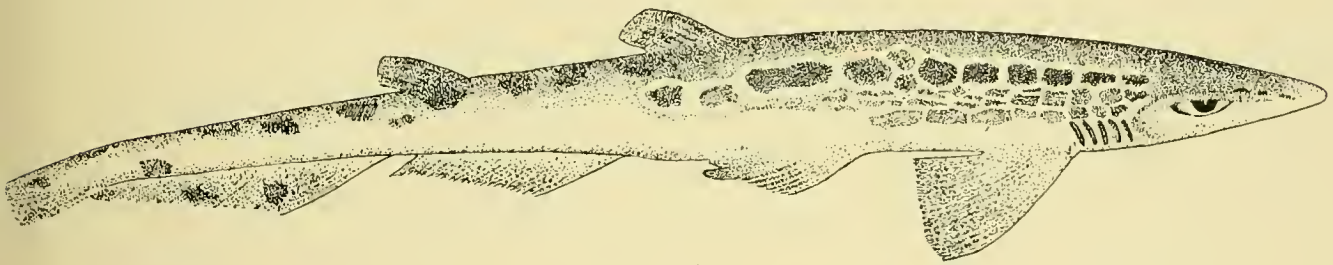
5. ETMOPTERUS PUSILLUS. (p. 10.)
7. CENTROSCYLLIUM FABRICII. (p. 11.)



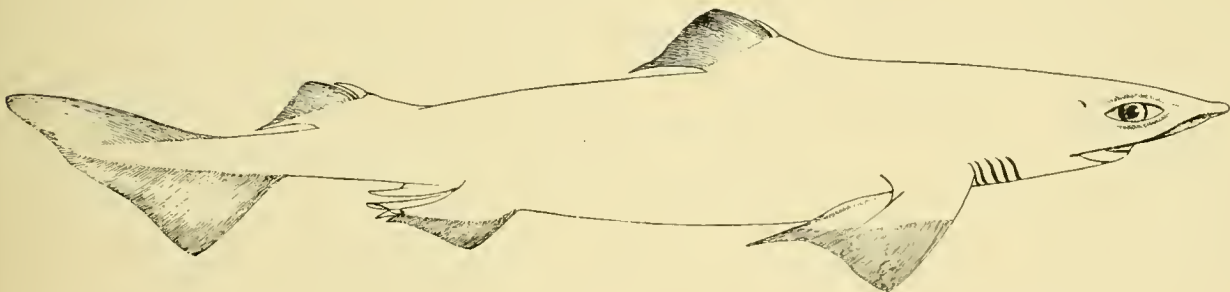
8



9



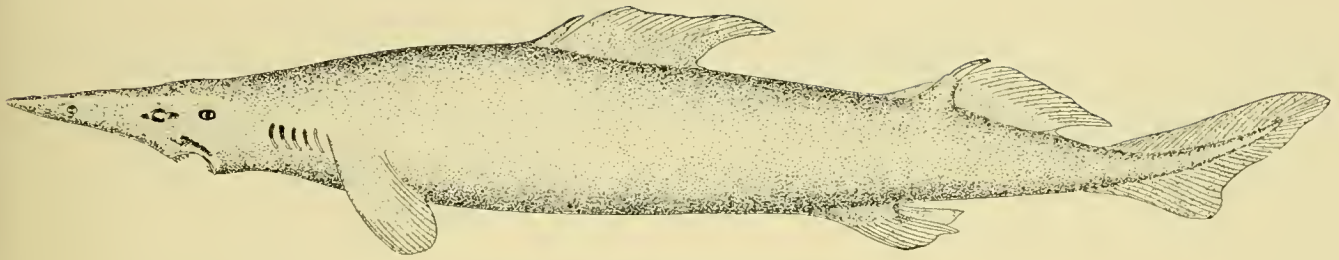
10




11

8. SOMNIOSUS MICROCEPHALUS. (p. 7.)
10. PRISTIURUS MELASTOMUS. (p. 20.)

9. ECHINORHINUS SPINOSUS. (p. 8.)
11. CENTROPHORUS GRANULOSUS. (p. 12.)



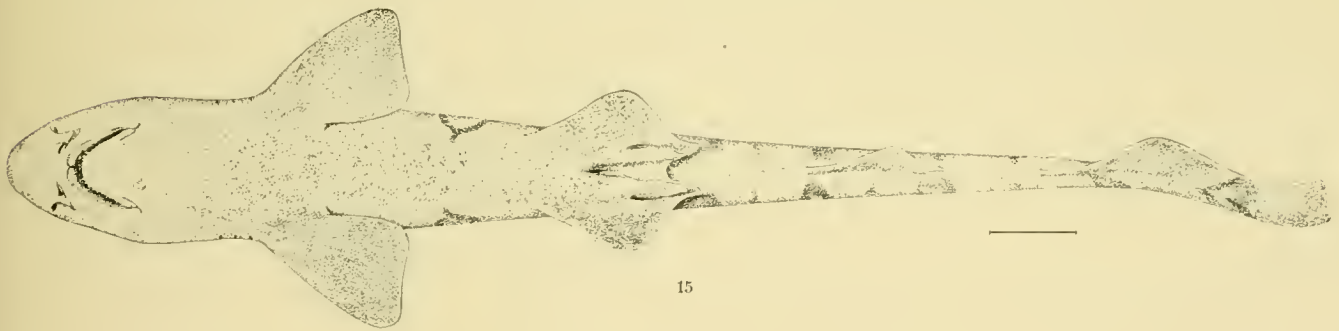
12



13



14




15


12. SCYMNODON RINGENS, (p. 11.)

13. CENTROSCYMNUS COELOLEPIS, (p. 14.)

14, 15. SCYLLIORHINUS RETIFER, (p. 14.)

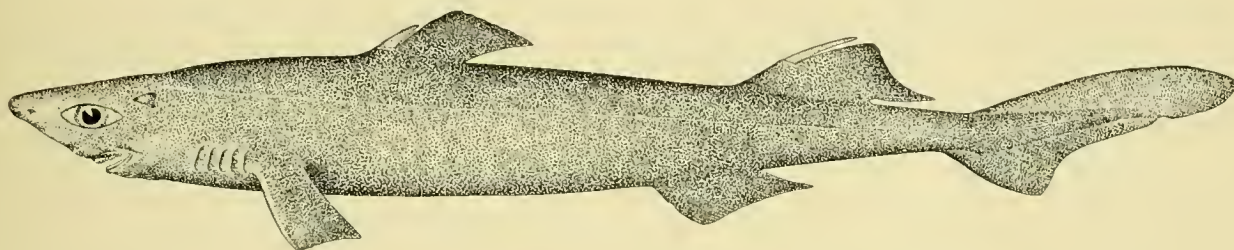


16




17

ca. $\frac{1}{9}$



18



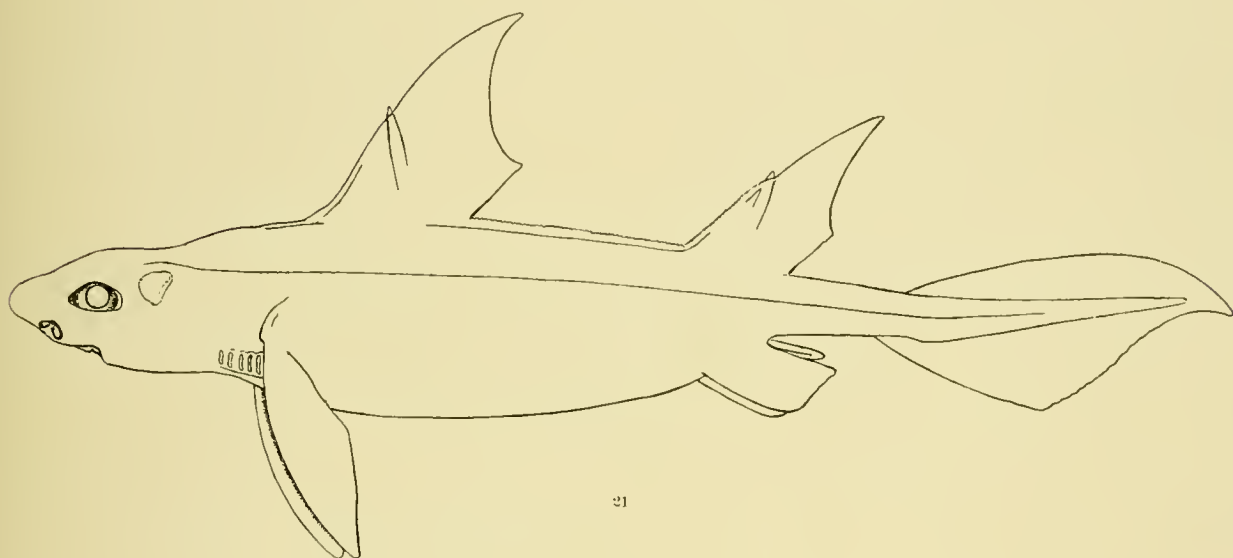
19

16. SCYLLIORHINUS PROFUNDUM. (p. 17.)
18. SPINAX NIGER. (p. 10.)

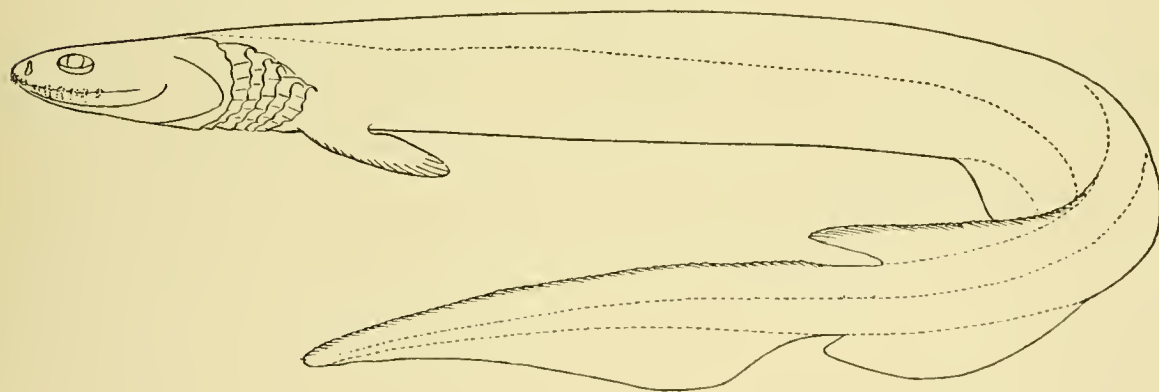
17. PSEUDOTRIACIS MICRODON. (p. 18.)
19. CETORHINUS MAXIMUS. (p. 21.)



20



21

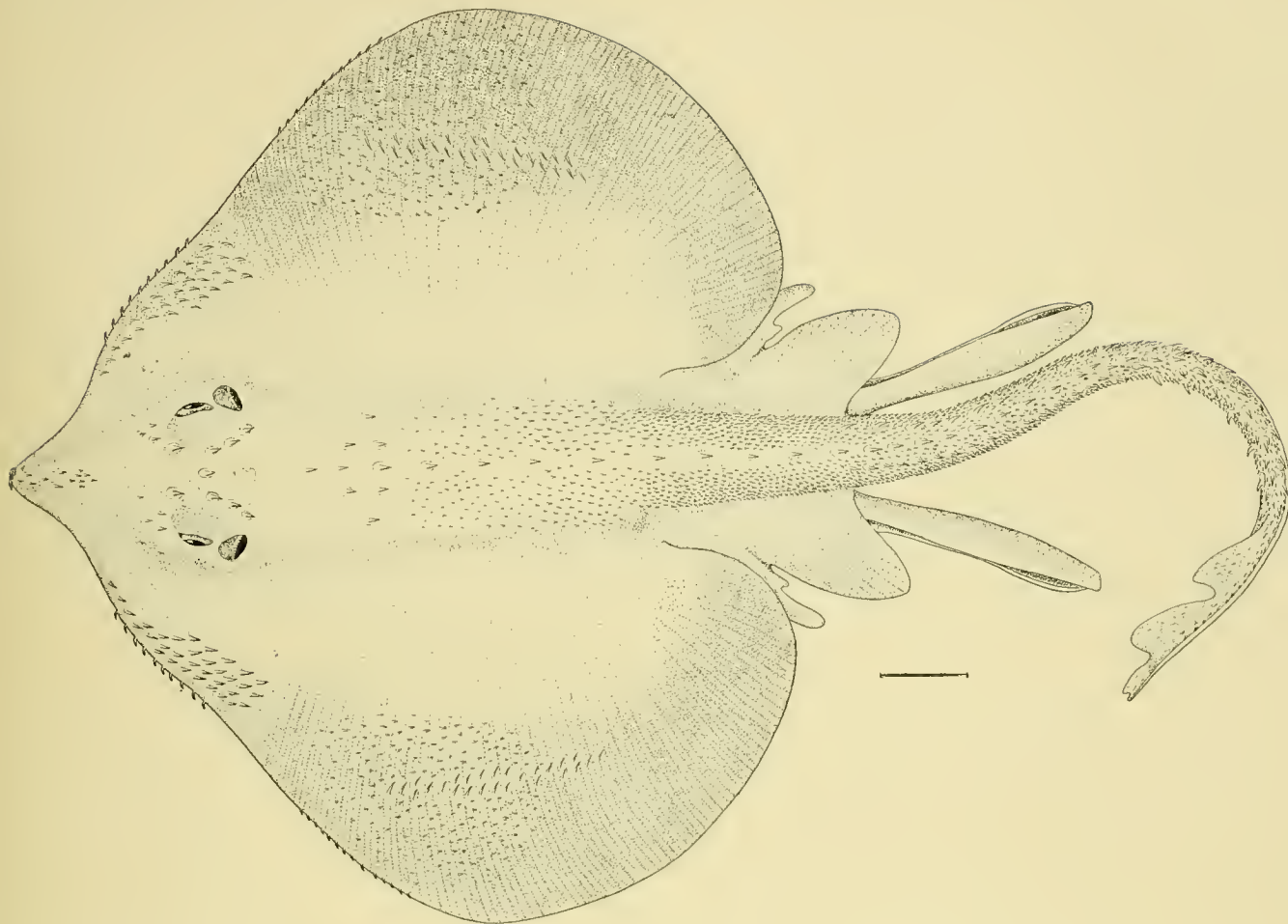


22

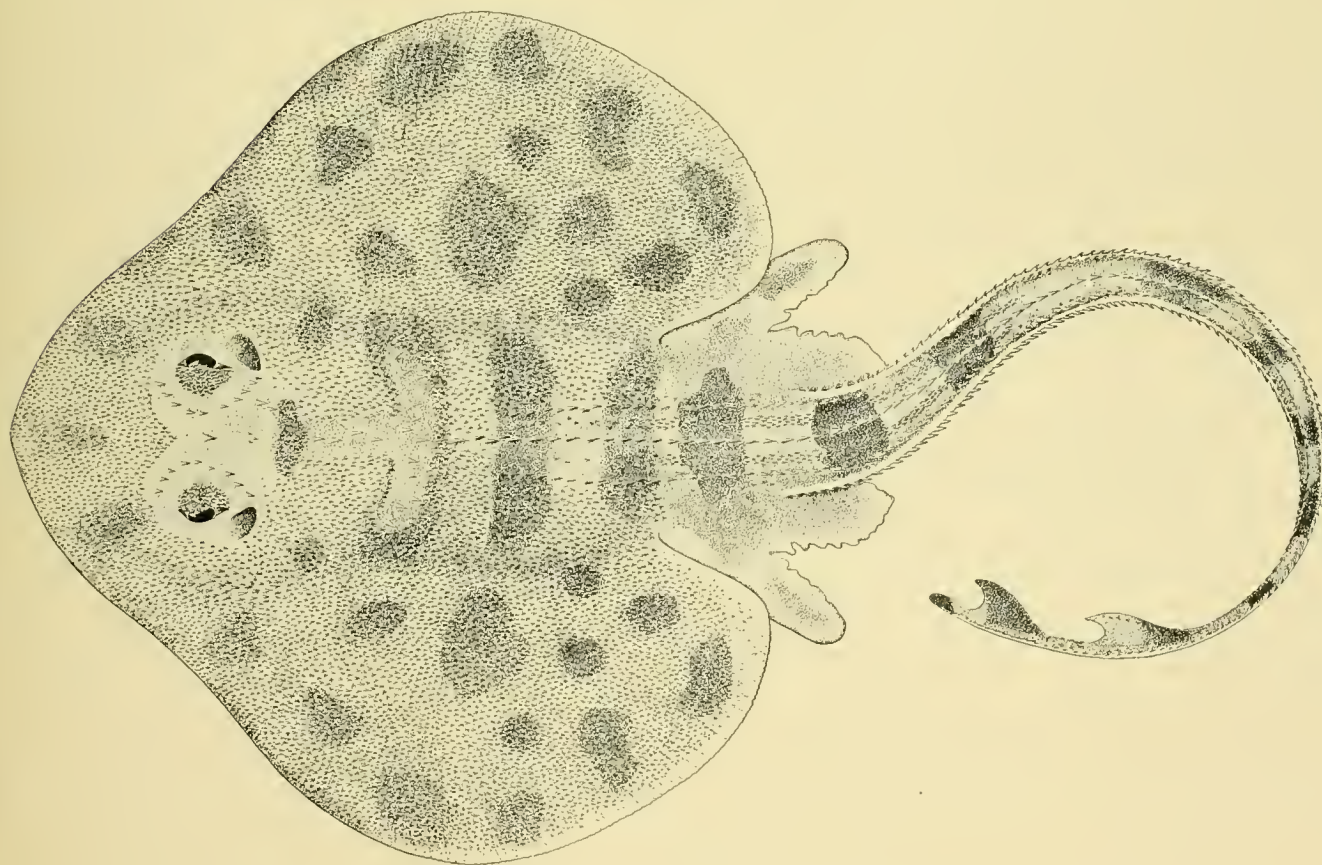
20. PRISTIURUS ATLANTICUS. (p. 21.)

21. OXYNOTUS CENTRINA. (p. 15.)

22. CHLAMYDOSELACHUS ANGUINEUS. (p. 22.)



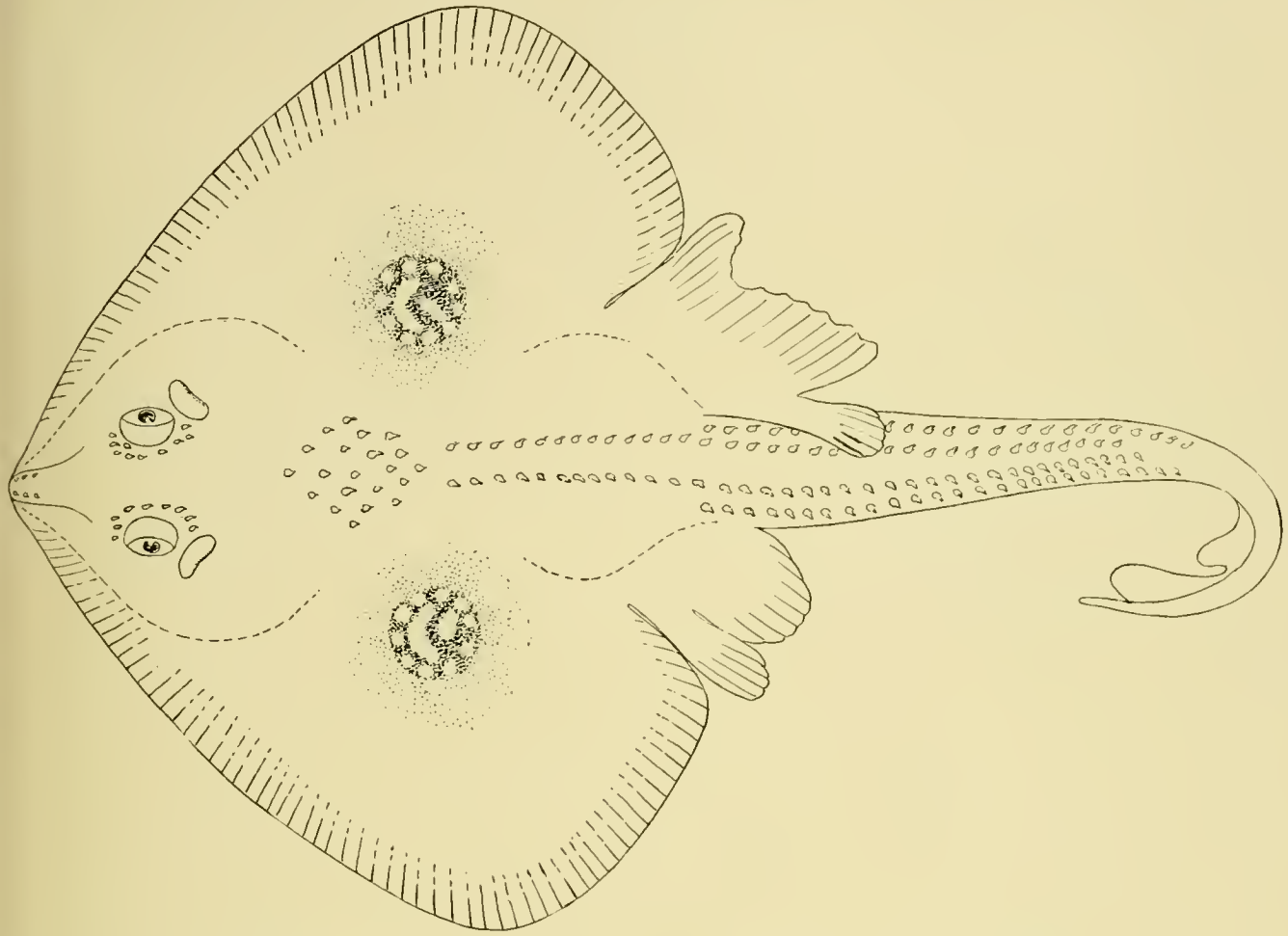
23



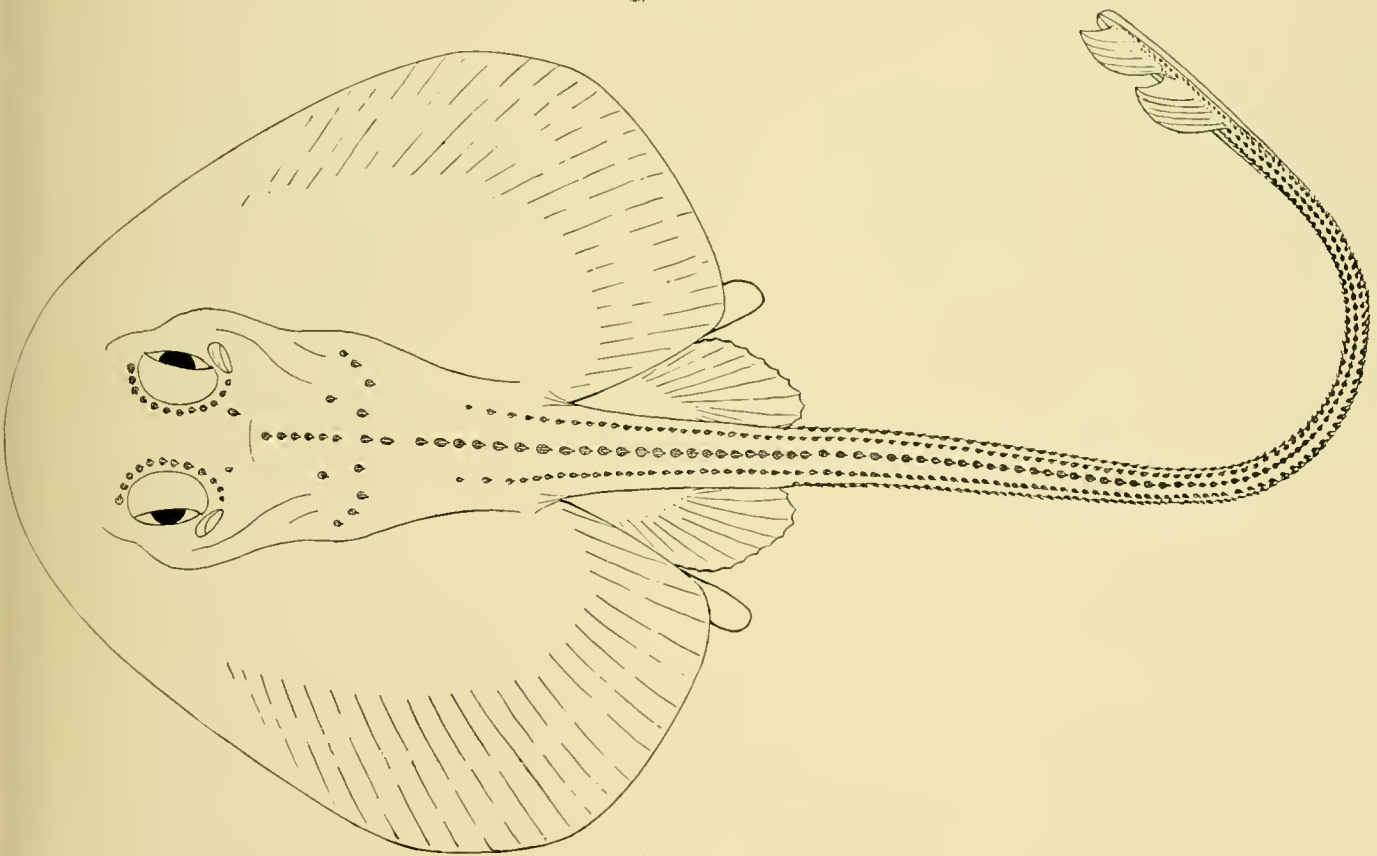
24

23. *RAIA ACKLEYI*. (p. 25.)

24. *RAIA ACKLEYI ORNATA*. (p. 26.)



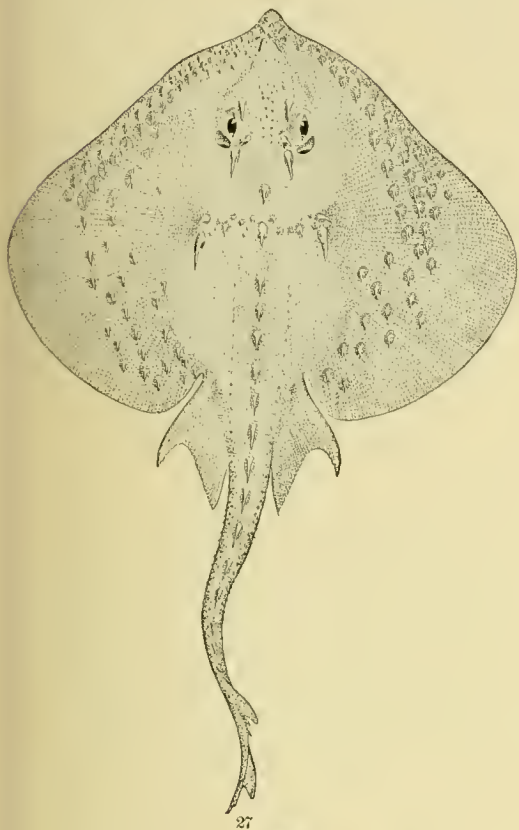
25



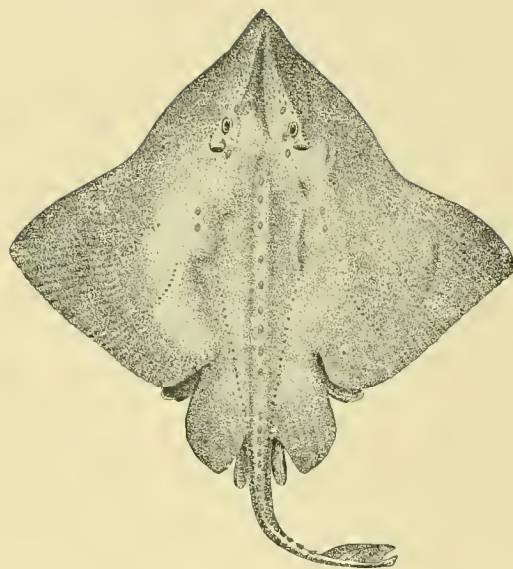
26

25. RAIJA CIRCULARIS. (p. 27.)

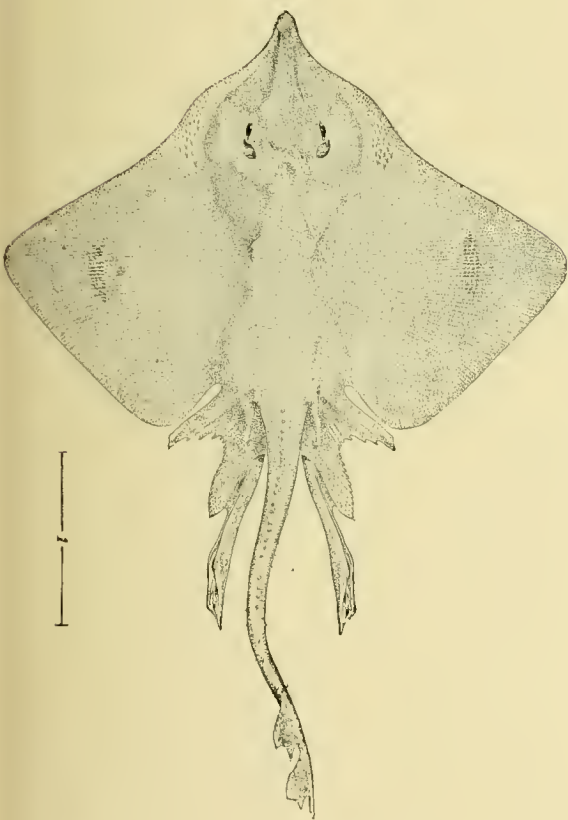
26. RAIJA PLUTONIA. (p. 27.)



27



28



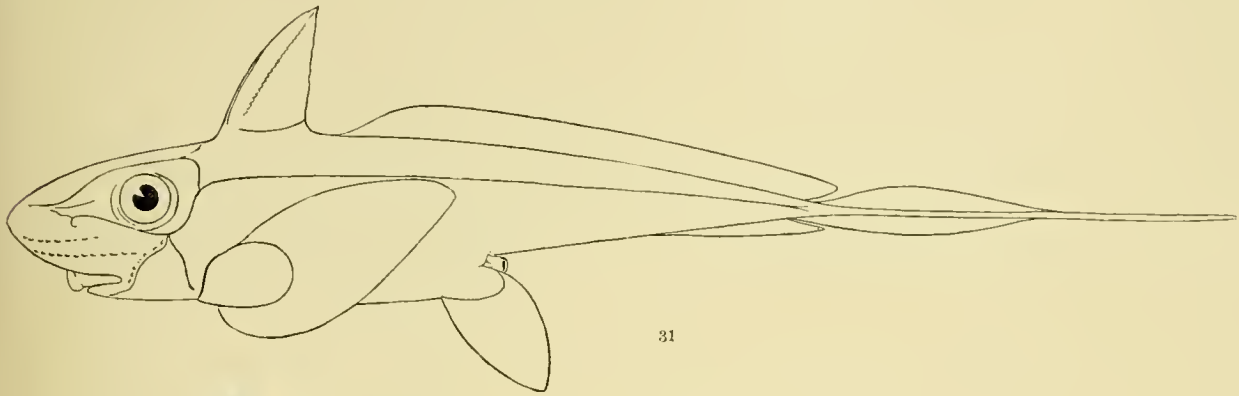
29




30

27. *RAJA RADIATA*. (p. 25.)
29. *RAJA LEVIS*. (p. 28.)

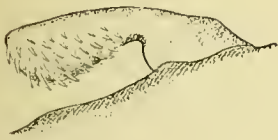
28. *RAJA HYPEREOREA*. (p. 28.)
30. *RAJA GRANULATA*. (p. 29.)



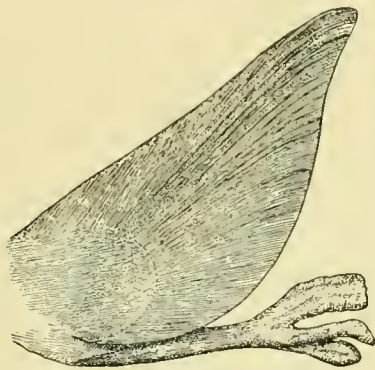
31



32




33



34



35




36

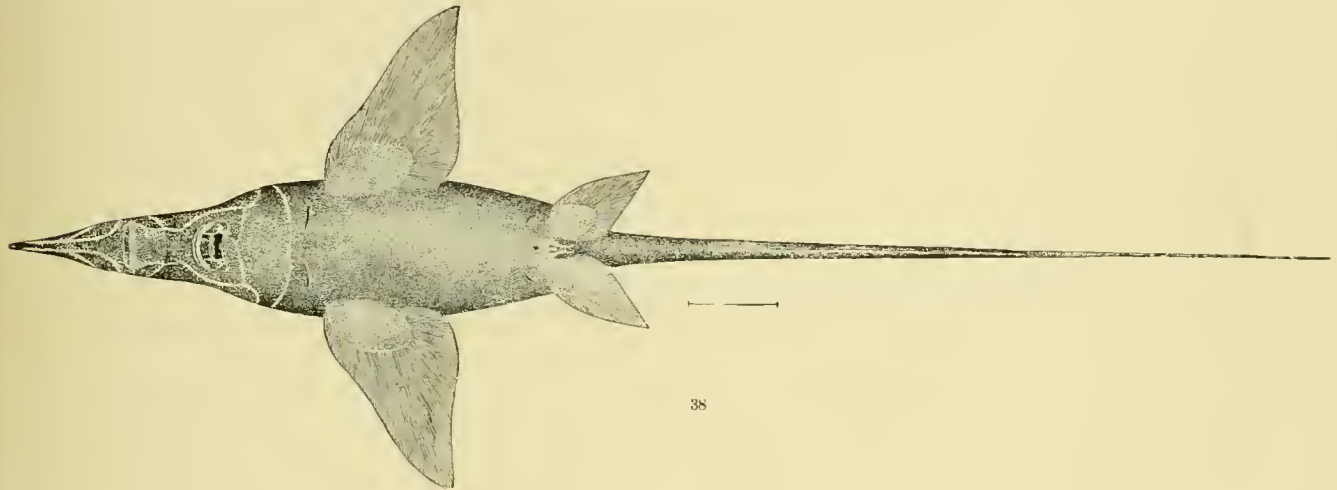
31. CHIMERA MONSTROSA. (p. 31.)

32-35. CHIMERA AFFINIS. (p. 31.)

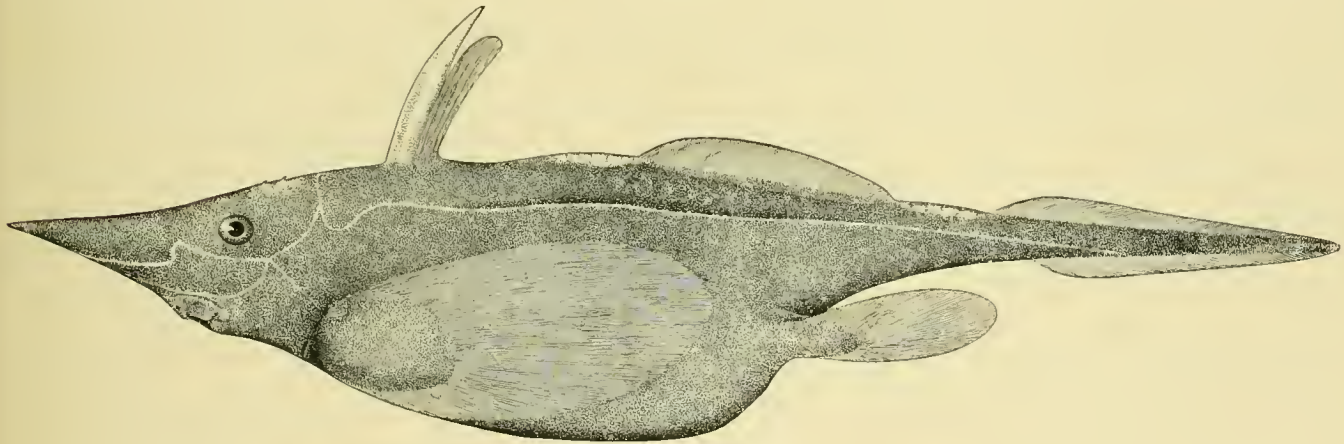
36. CALLORHYNCHUS ANTARCTICUS. (p. 32.)



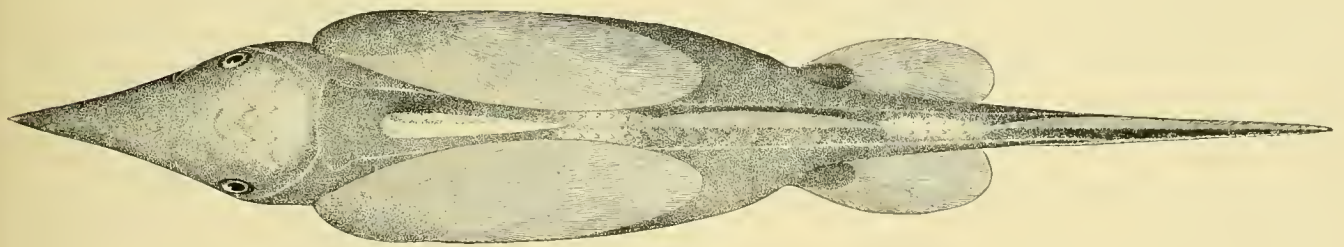
37



38

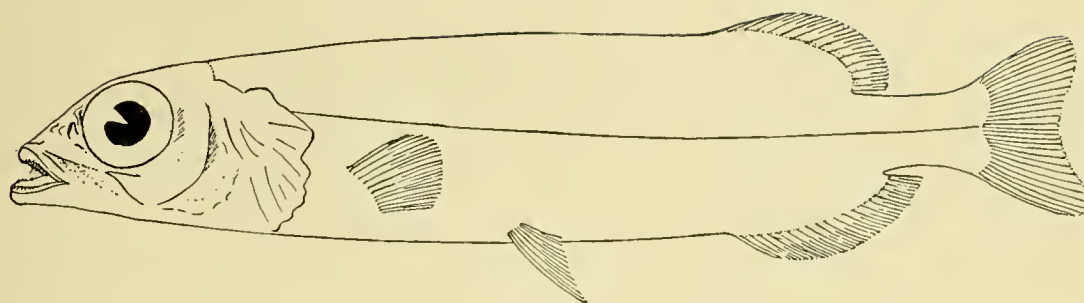


39




40

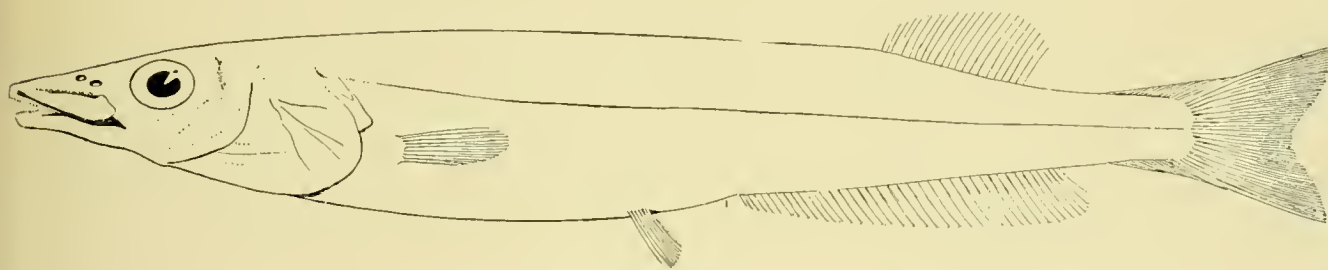
37-40. HARRIOTTA RALEIGHANA. (p. 33)



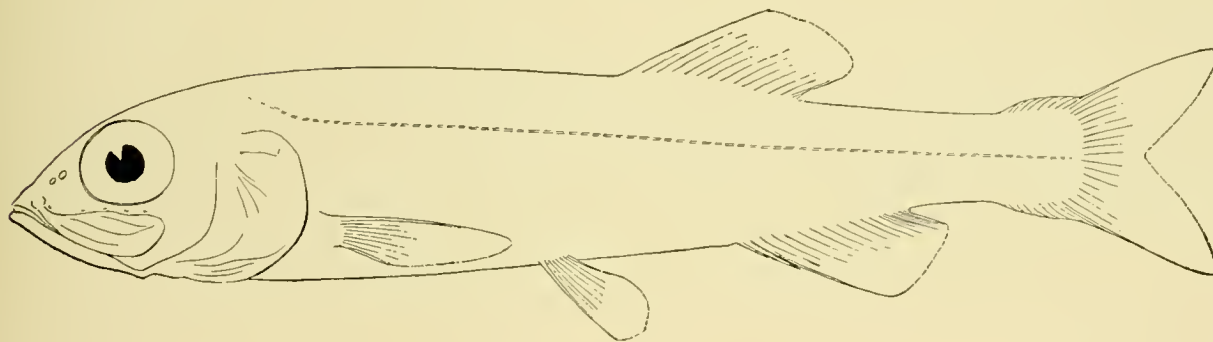
41



42




43



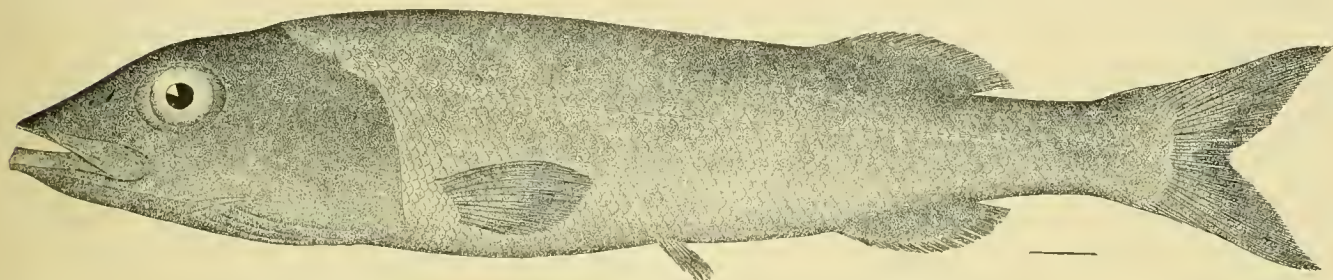
44

41. ALEPOCEPHALUS ROSTRATUS. (p. 36.)
43. CONOCARA MACROPTERA. (p. 39.)


42. ALEPOCEPHALUS NIGER. (p. 38.)
44. BATHYTROCTES MACROLEPIS. (p. 41.)



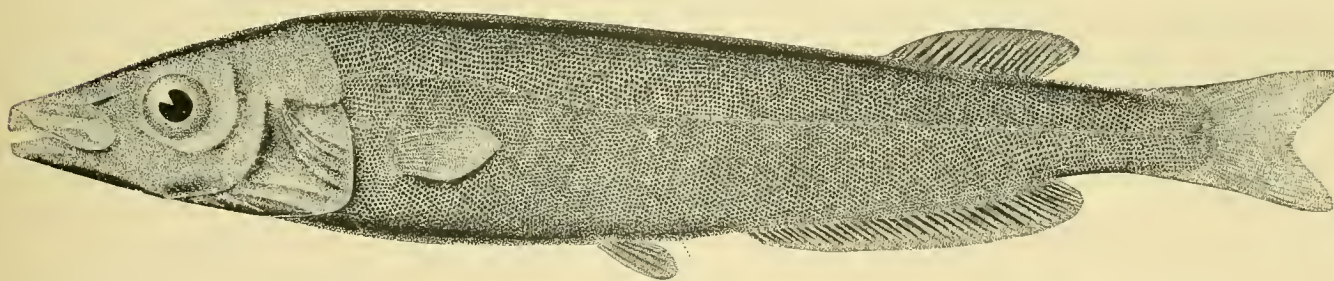
45



46



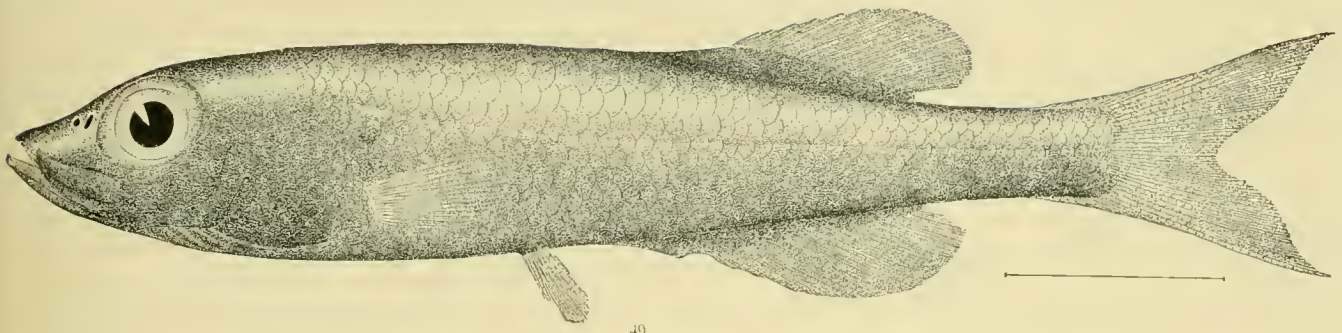
47



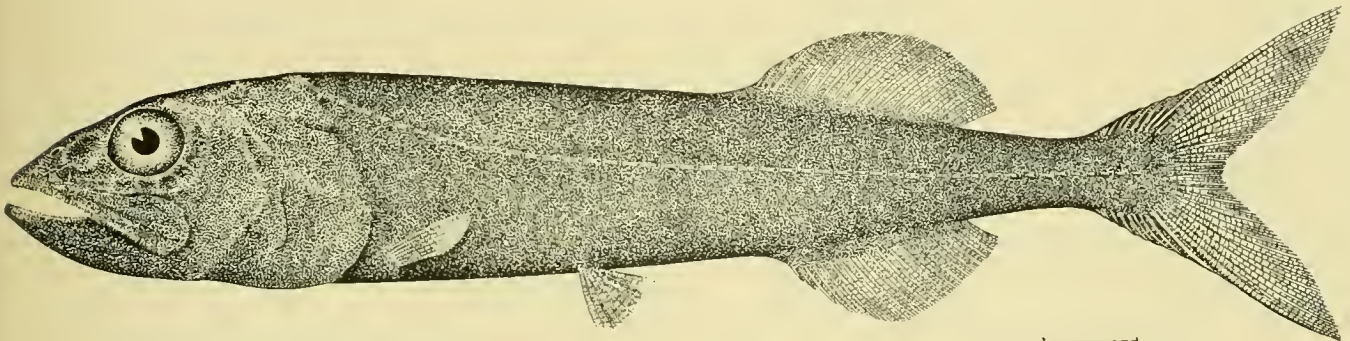
48

45. ALEPOCEPHALUS AGASSIZII. (p. 37.)
47. ALEPOCEPHALUS BAIRDII. (p. 38.)

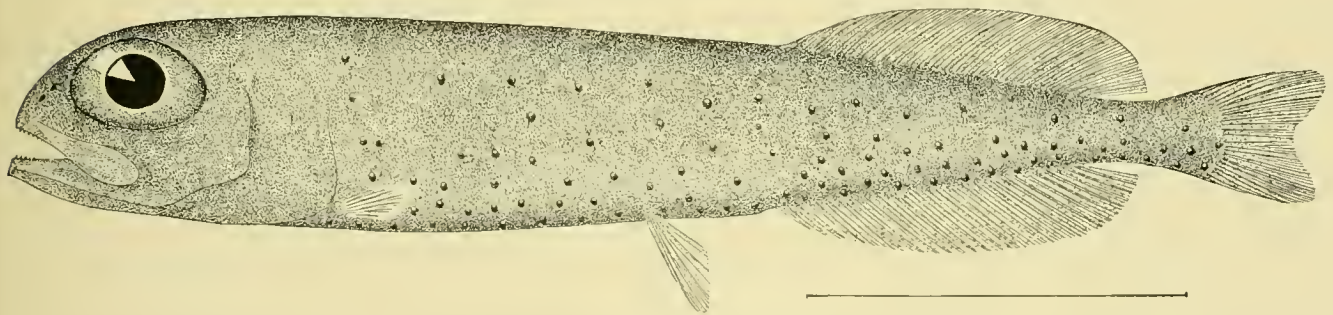
46. ALEPOCEPHALUS PRODUCTUS. (p. 37.)
48. CONOCARA McDONALDI. (p. 39.)




49



50



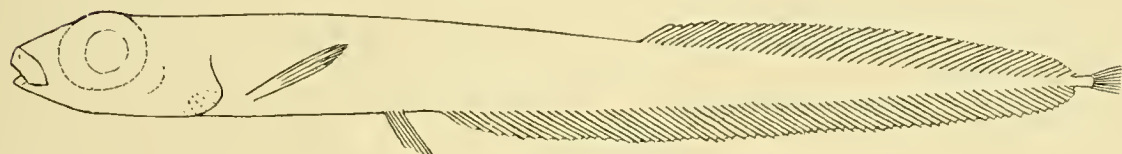
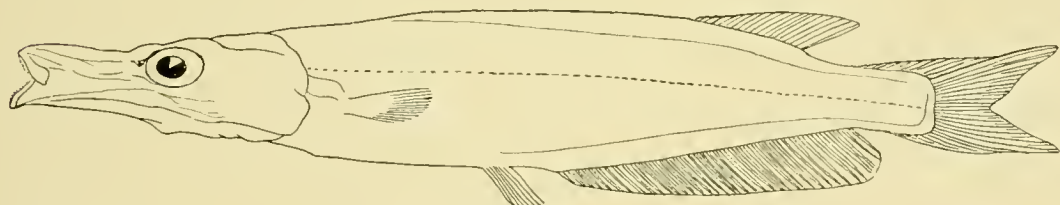
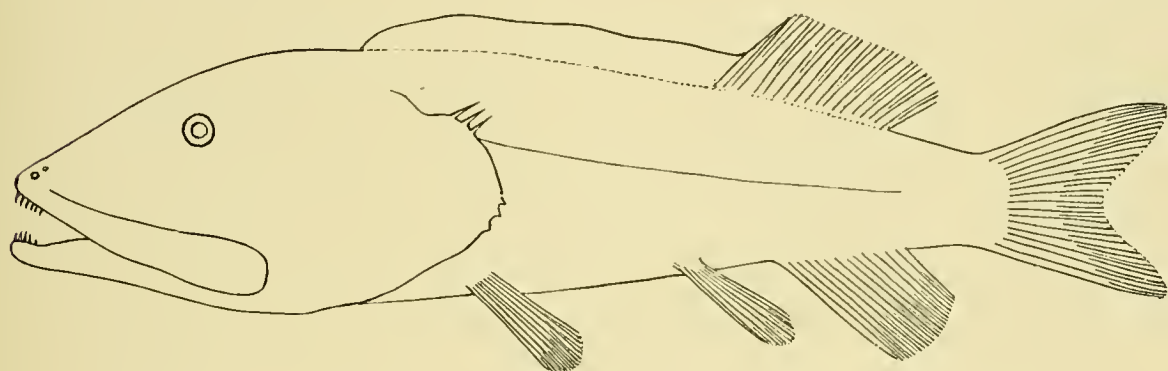
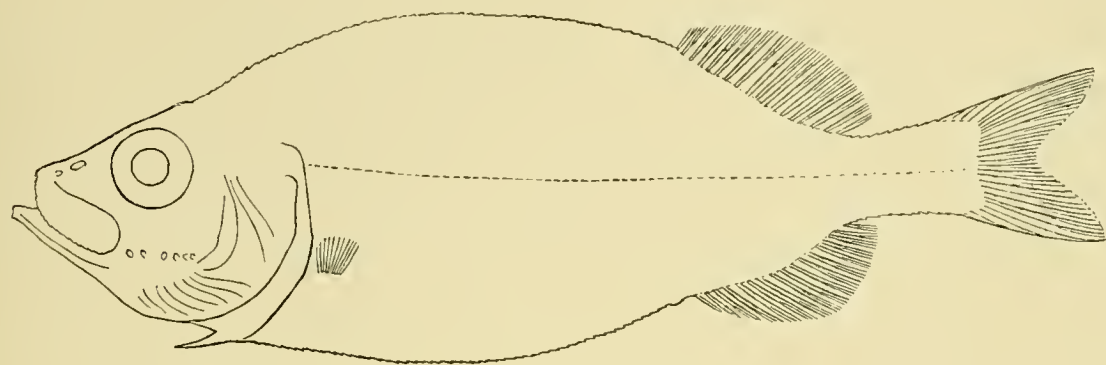
51



52

49. BATHYTROCTES ANTILLARUM. (p. 44.)
51. ALEPOSOMUS COPEI. (p. 47.)

50. BATHYTROCTES EQUATORIS. (p. 44.)
52. PTEROTHRISSUS GISSU. (p. 51.)

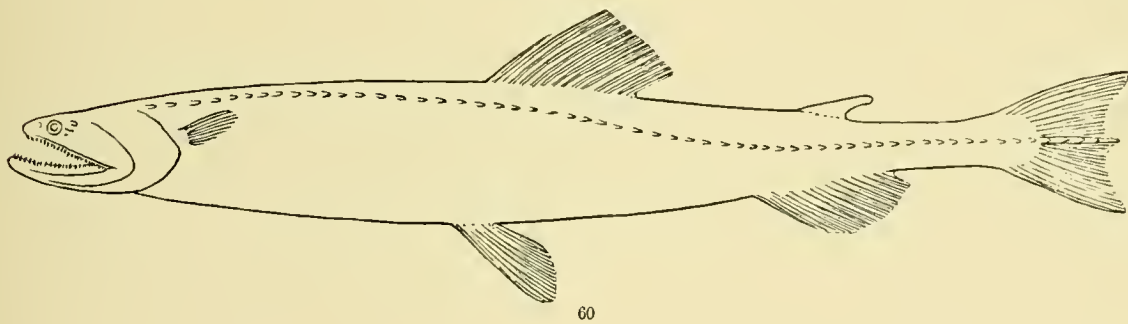
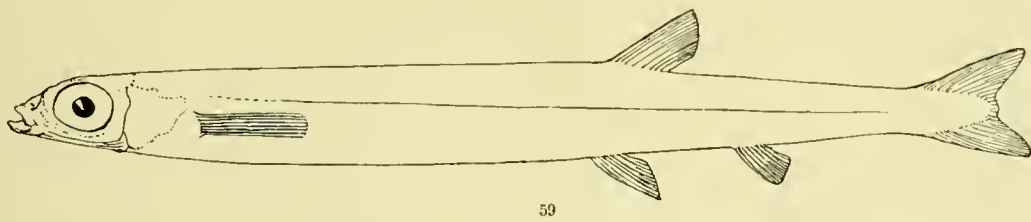
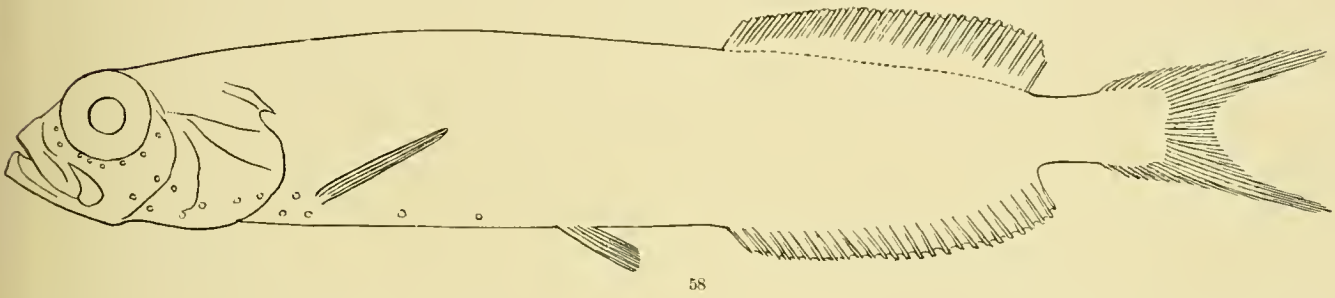
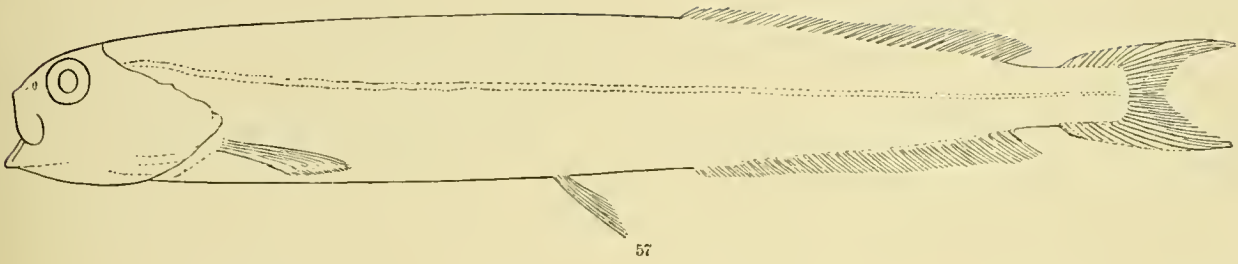


53. PLATYTROCTES APUS. (p. 46.)

55. AULASTOMATOMORPHA PHOSPHOROPS. (p. 50.)


54. ANOMALOPTERUS PINGUIS. (p. 49.)

56. LEPTODERMA MACROPS. (p. 49.)

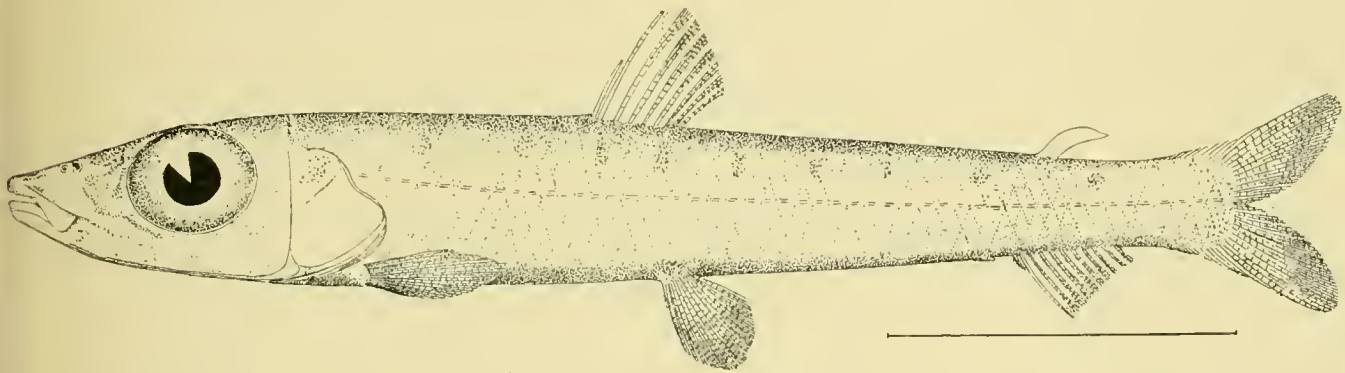


57. *XENODERMICHTHYS NODULOSUS*. (p. 46.)
59. *MICROSTOMA ROTUNDATUM*. (p. 53.)

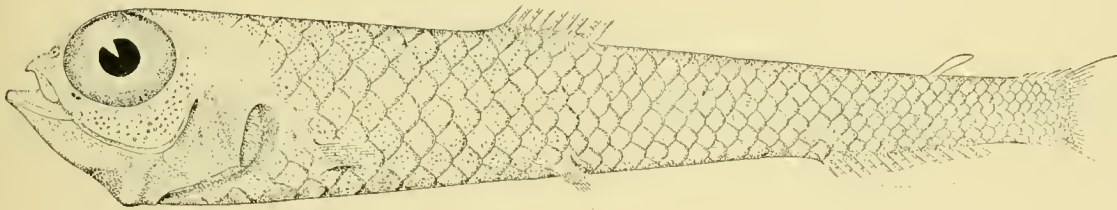
58. *ALEPOSOMUS SOCIALIS*. (p. 48.)
60. *HARPODON MACROCHIR*. (p. 59.)



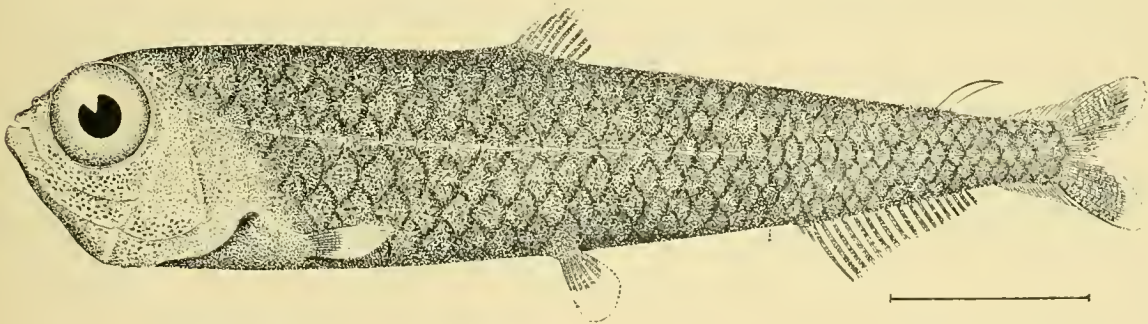
61



62



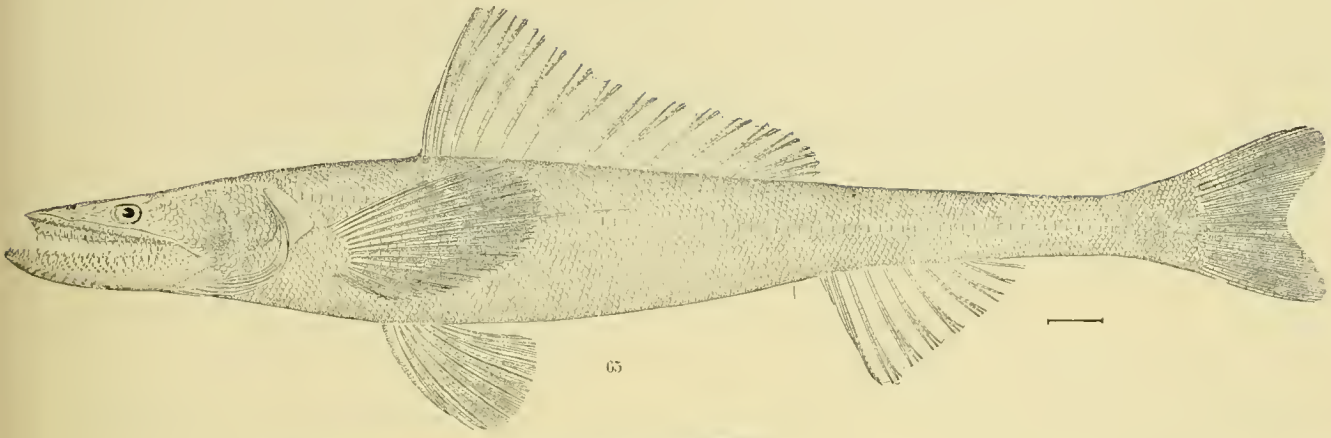
63



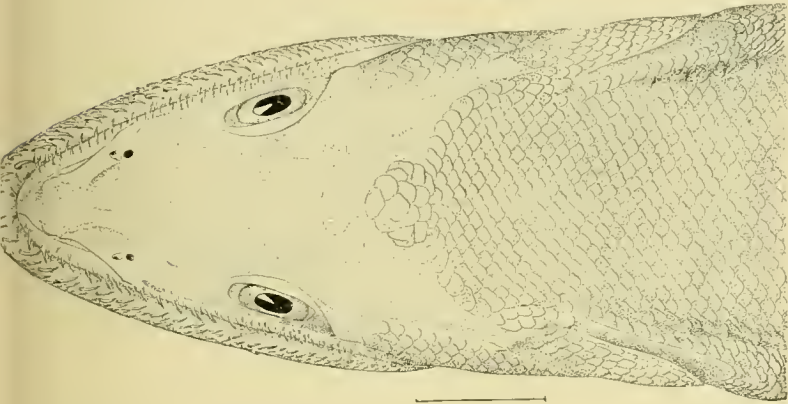
64

61. ARGENTINA SILUS. (p. 52.)
63. BATHYLAGUS EURYOPS. (p. 55.)

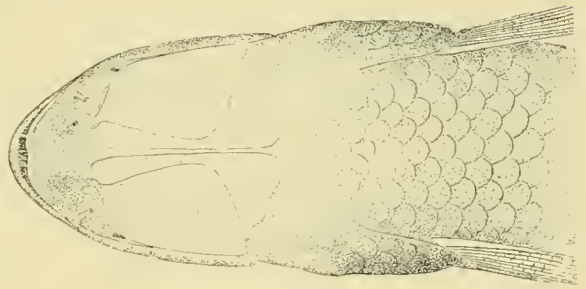
62. ARGENTINA STRIATA. (p. 52.)
64. BATHYLAGUS BENEDICTI. (p. 55.)



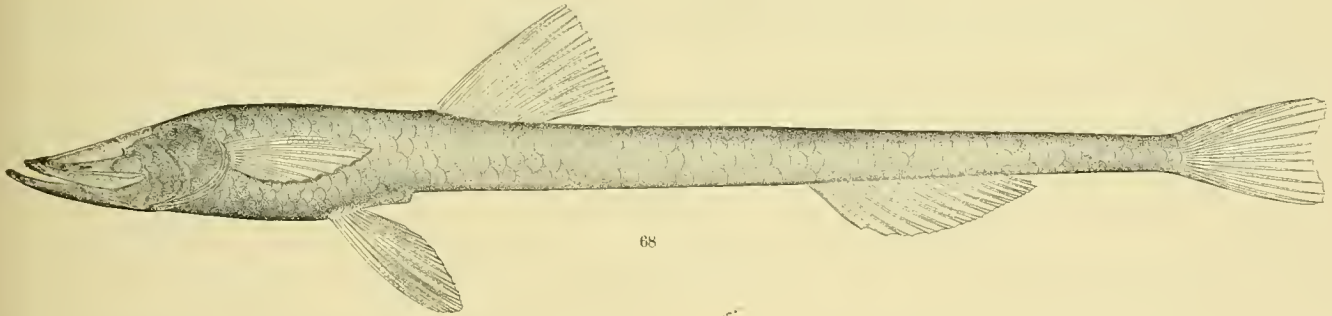
65



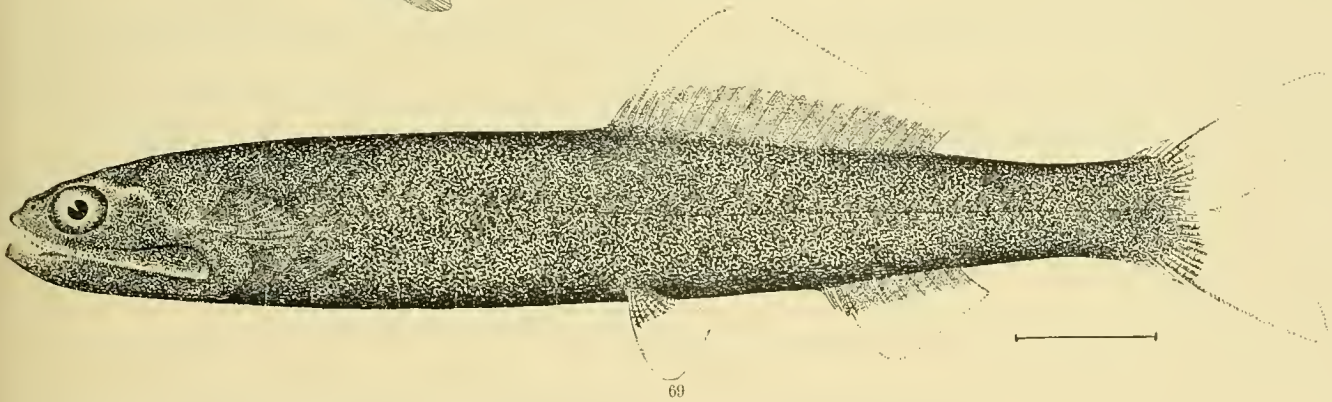
66



67



68

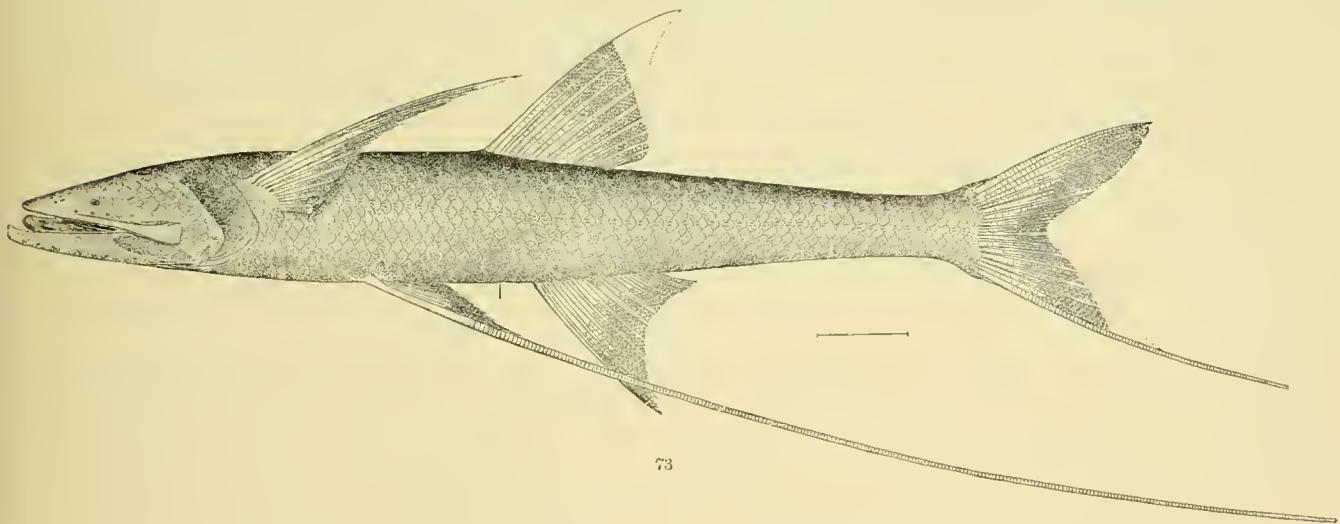
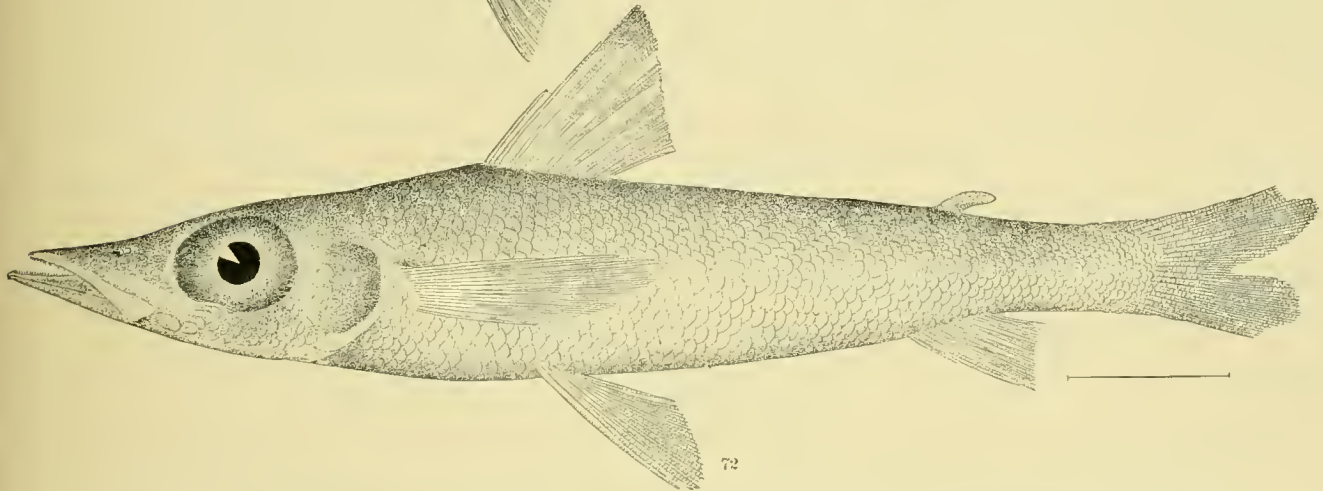
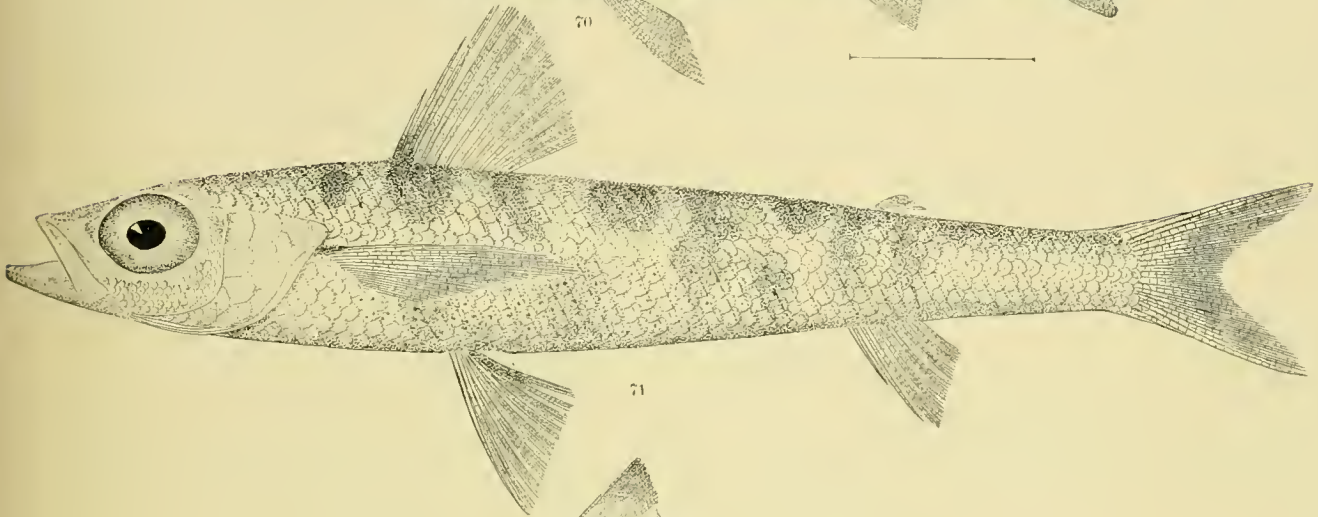
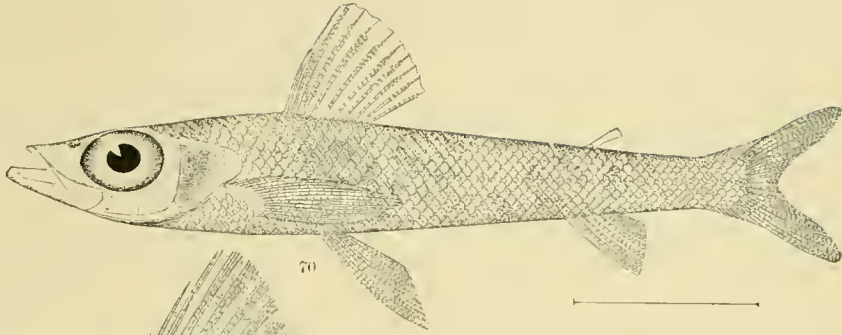


69

65, 66. BATHYSAURUS FEROX. (p. 58.)

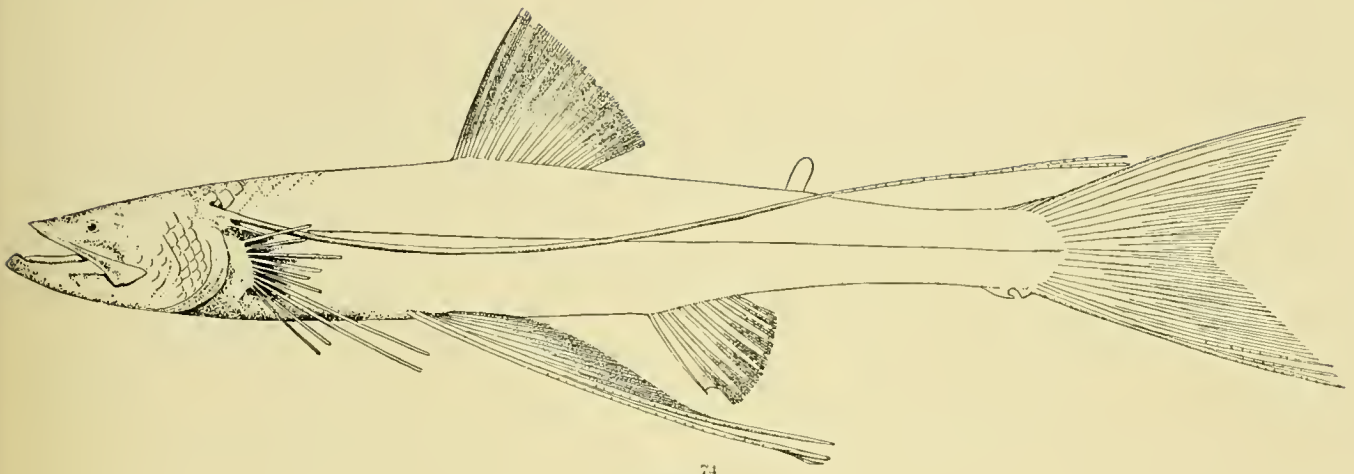
67, 68. IPNOTS MURRAYI. (p. 67.)

69. BATHYLACO NIGRICANS. (p. 57.)

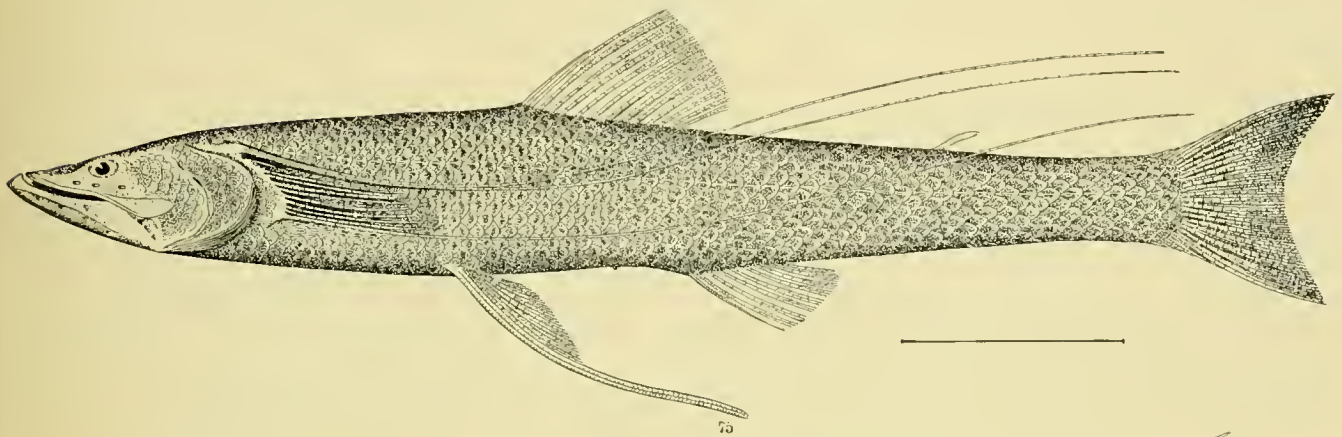


70. CHLOROPHTHALMUS AGASSIZII. (p. 60.)
72. CHLOROPHTHALMUS TRUCULENTUS. (p. 61.)

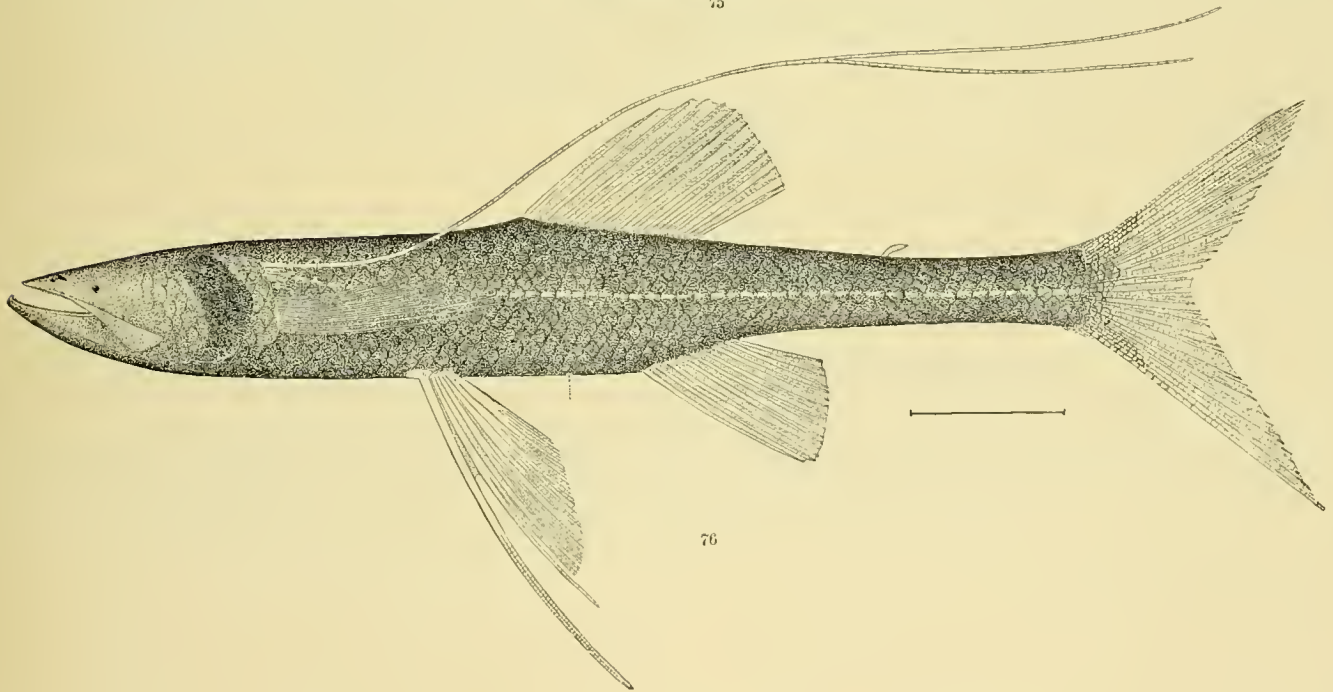
71. CHLOROPHTHALMUS CHALYBEIUS. (p. 60.)
73. BENTHOSAURUS GRALLATOR. (p. 62.)



74



75

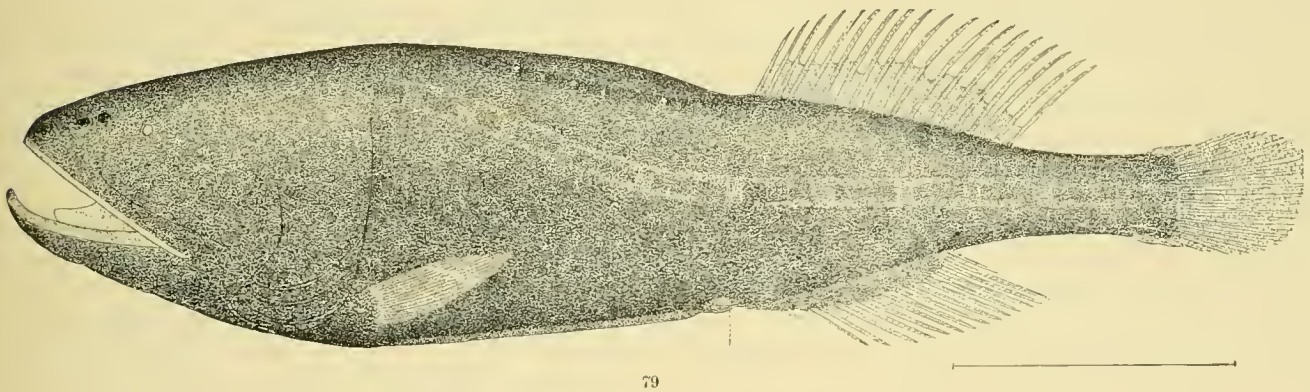
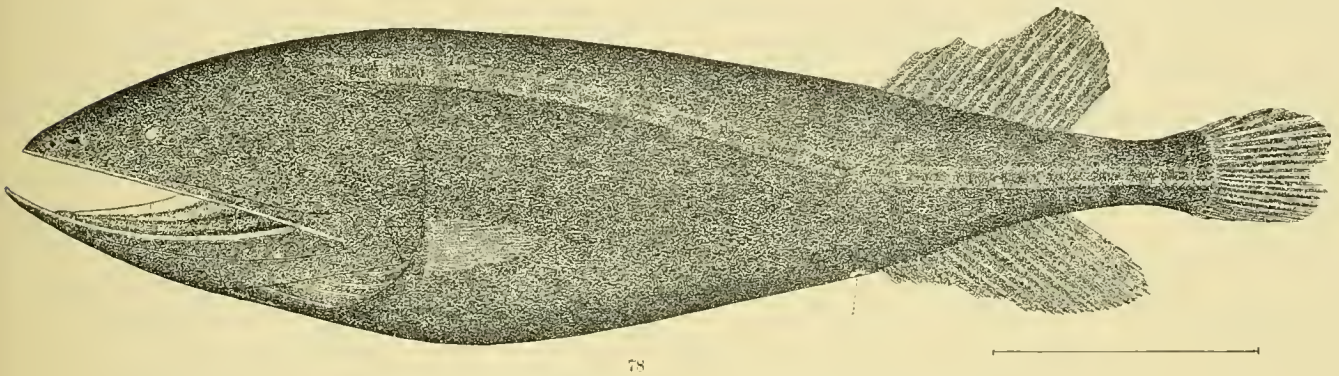
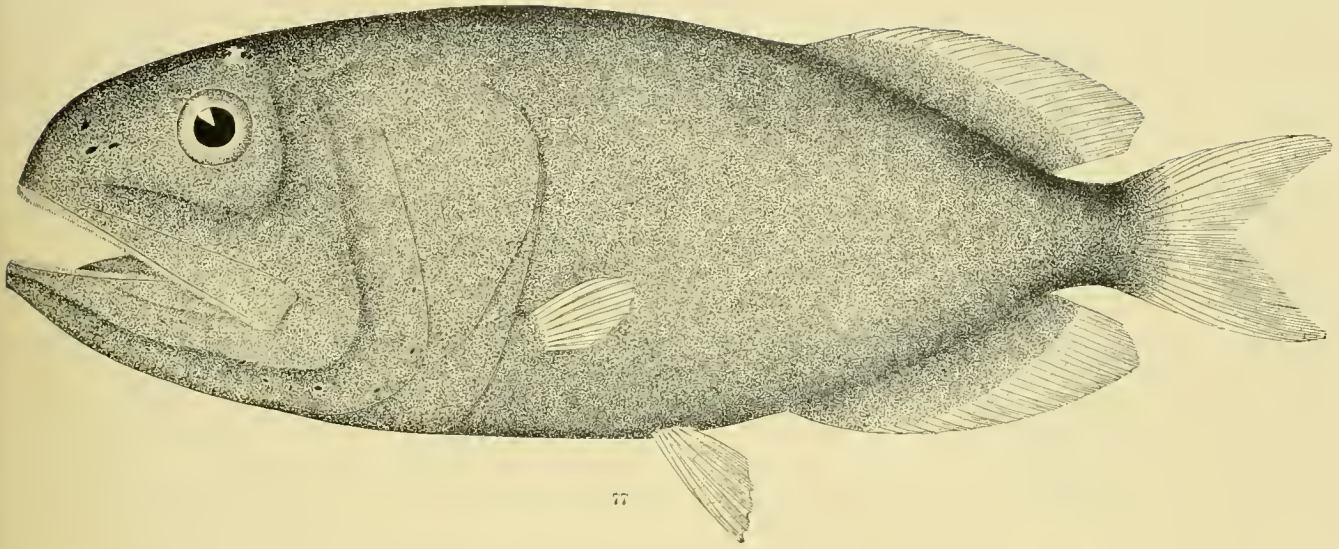


76

74. BATHYPTEROIS DUBIUS. (p. 64.)

76. BATHYPTEROIS LONGIPES. (p. 66.)

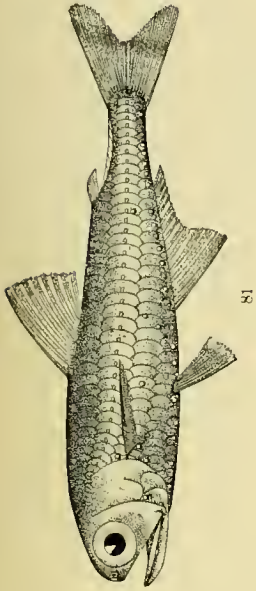
75. BATHYPTEROIS QUADRIFILIS. (p. 65.)



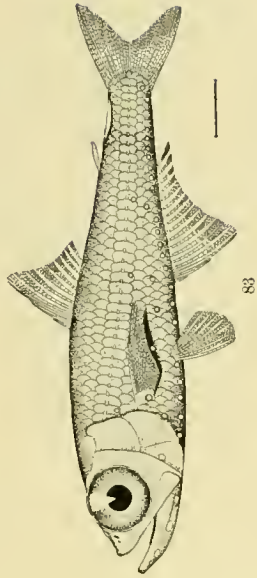
77. RONDELETIA BICOLOR. (p. 68.)

78. CETOMIMUS GILLII. (p. 69.)

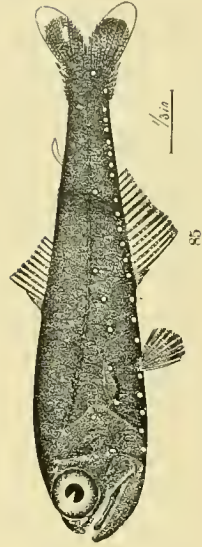
79. CETOMIMUS STORERI. (p. 69.)



81

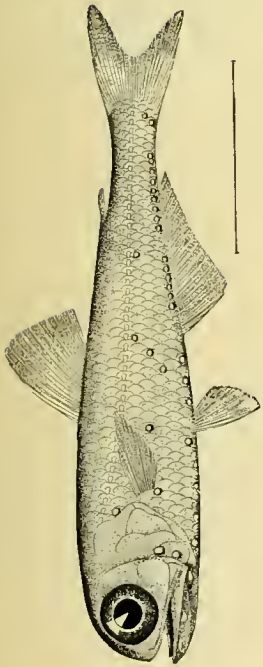


83

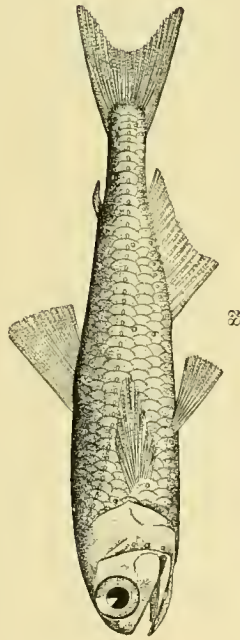


85

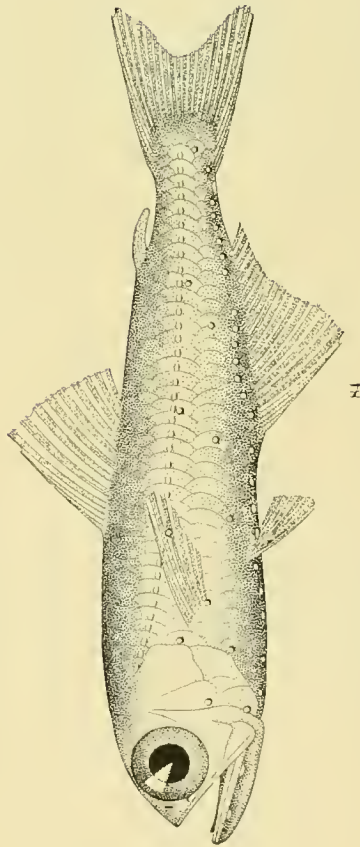
81. MYCTOPHUM OPALINUM. (p. 72.)
 83. MYCTOPHUM BENOITII. (p. 74.)
 85. BENTHOSEMA MÜLLERI. (p. 76.)



80

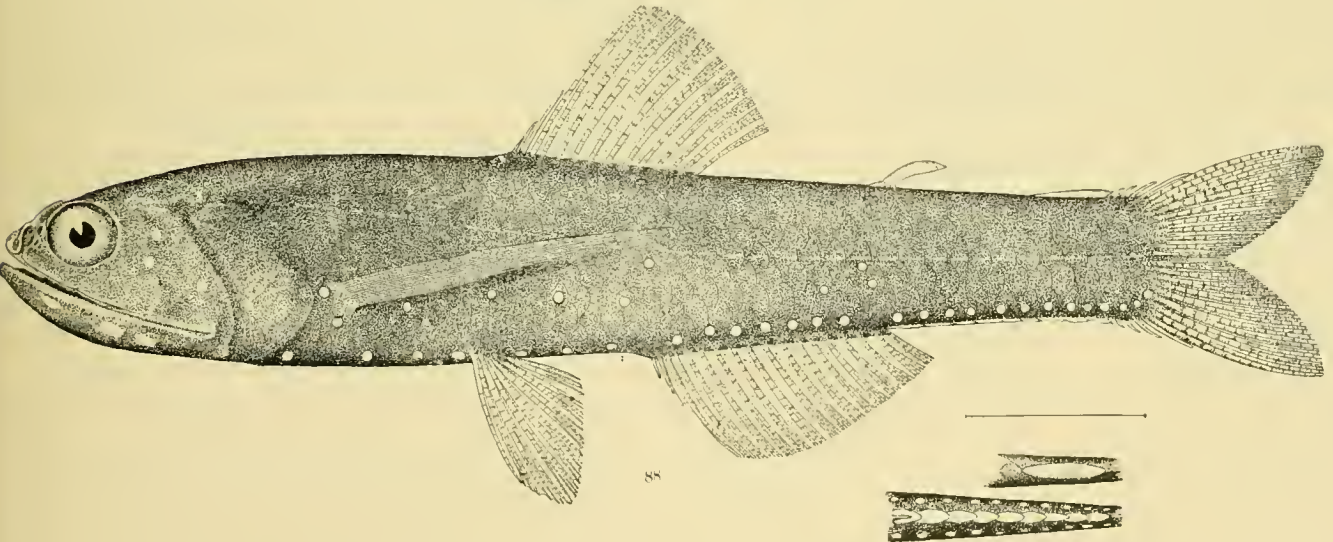
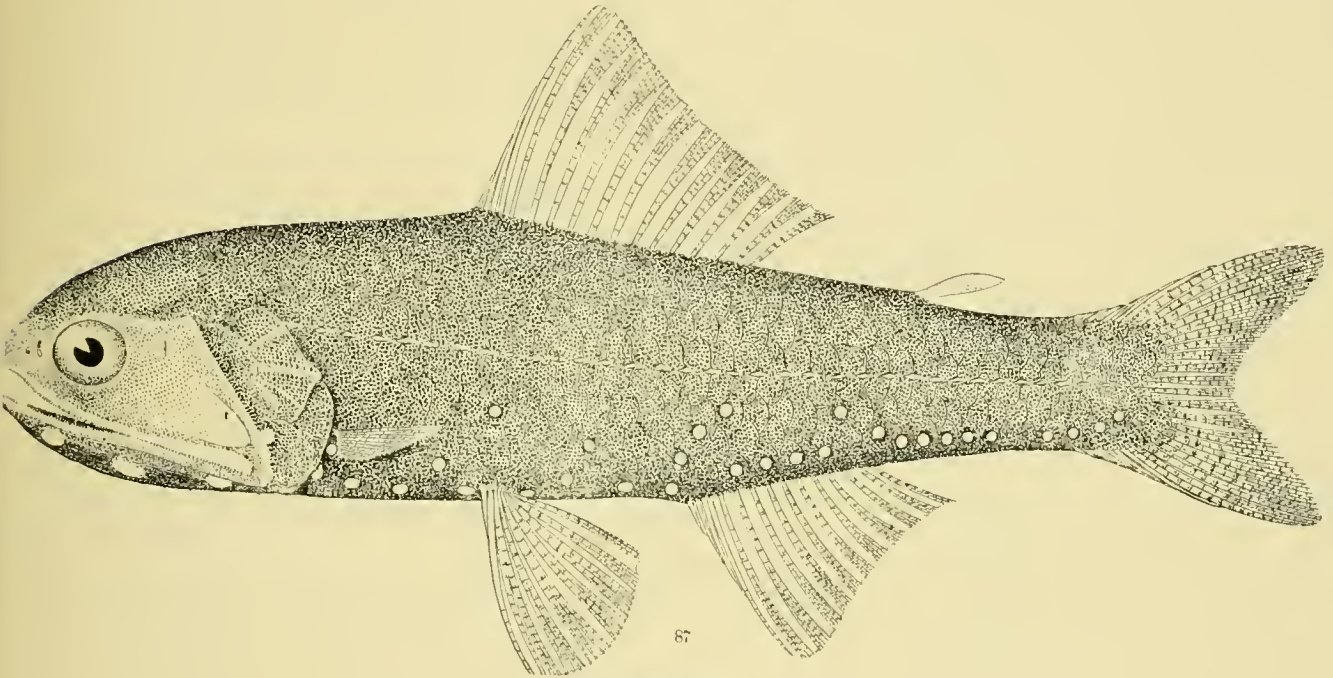
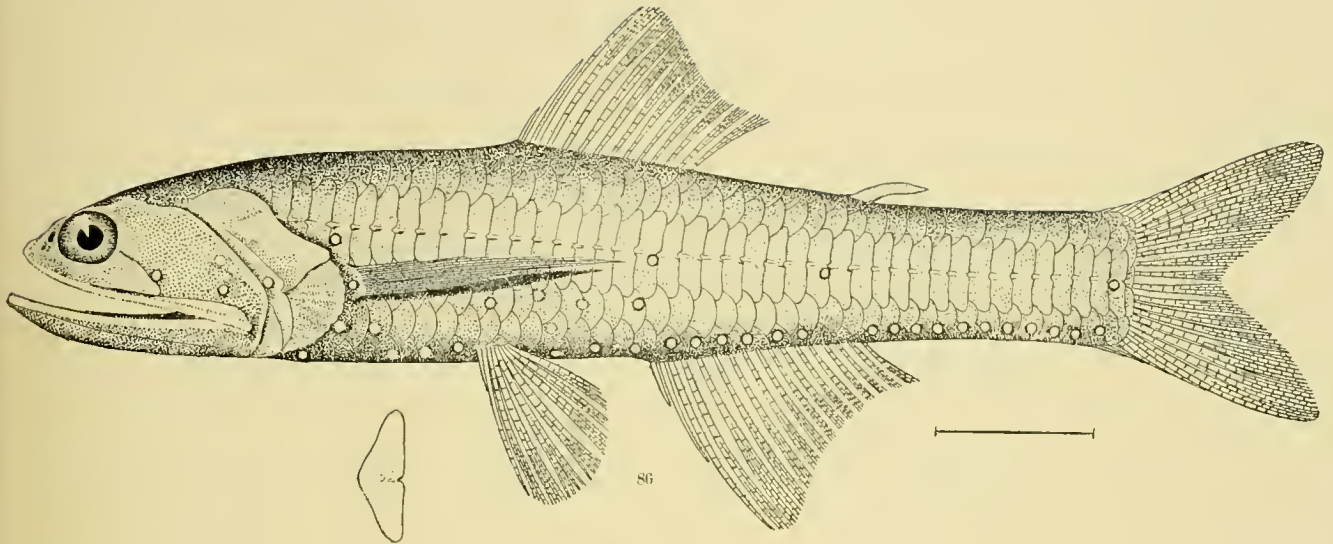


82



84

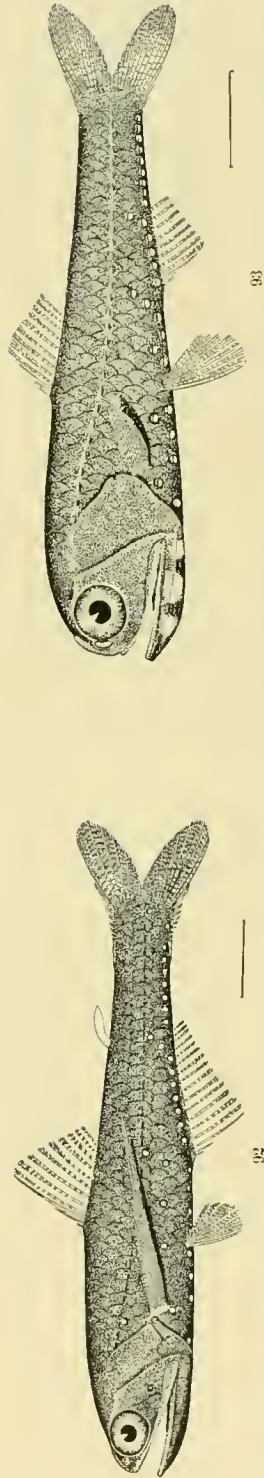
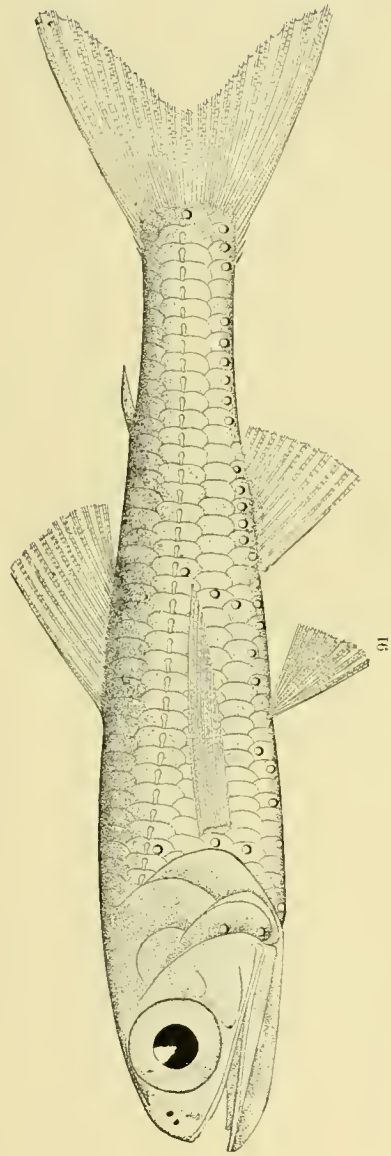

80. MYCTOPHUM PUNCTATUM. (p. 71.)
 82. MYCTOPHUM HUMBOLDTII. (p. 73.)
 84. MYCTOPHUM REMIGER. (p. 75.)



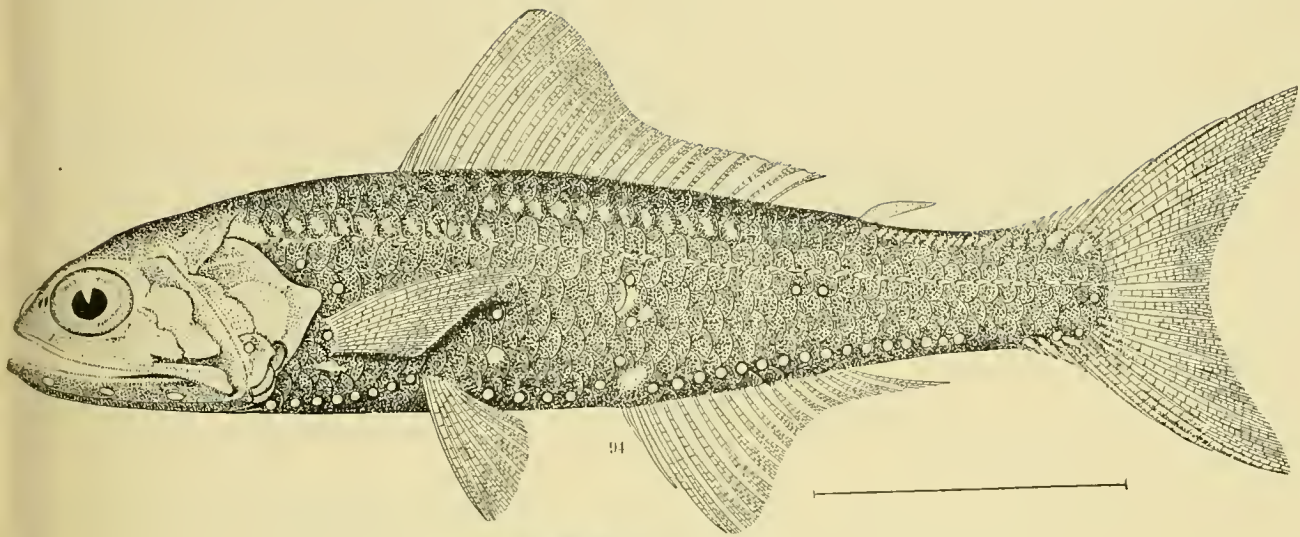
86. LAMPANYCTUS CROCODILUS. (p. 79.)

87. LAMPANYCTUS GEMELLARII. (p. 80.)

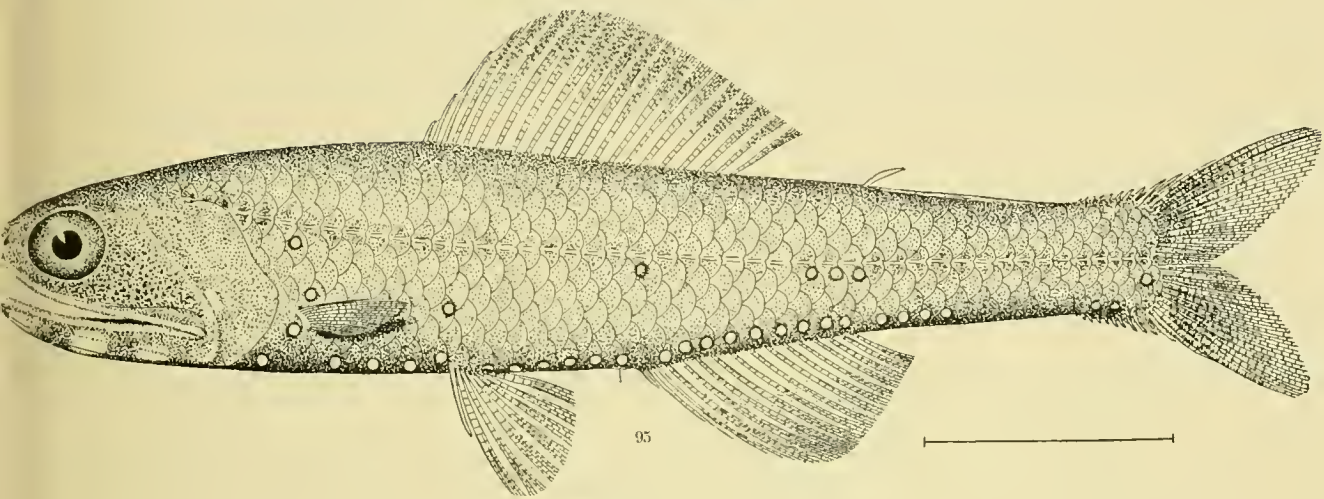
88. LAMPANYCTUS GEMMIFER. (p. 80.)



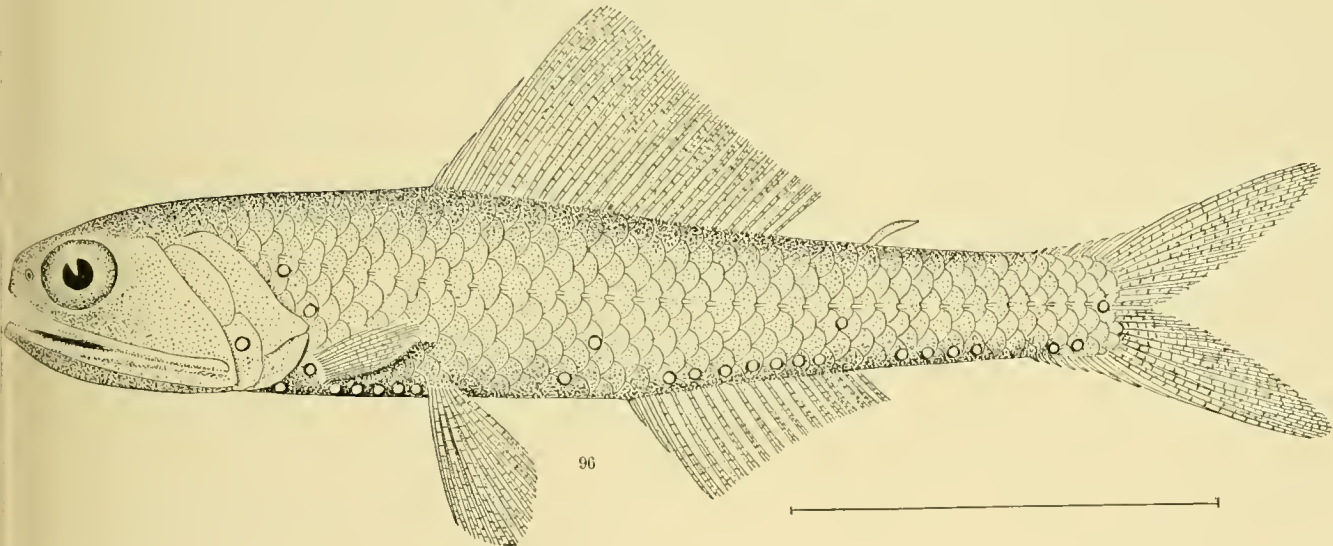
- 89. LAMPANYCTUS LACERTA. (p. 81.)
- 90. LAMPANYCTUS GÜNTHERI. (p. 79.)
- 91. CERATOSCOPELUS MADERENSIS. (p. 82.)
- 92. LAMPANYCTUS ALATUS. (p. 79.)
- 93. DIAPHUS THETA. (p. 89)



94



95

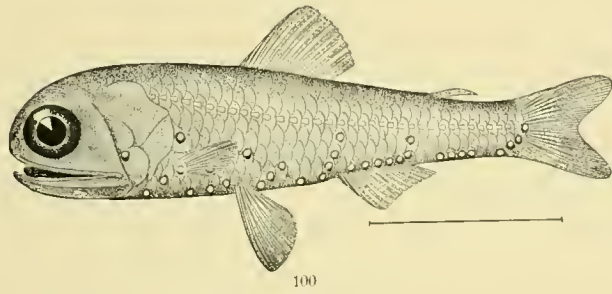
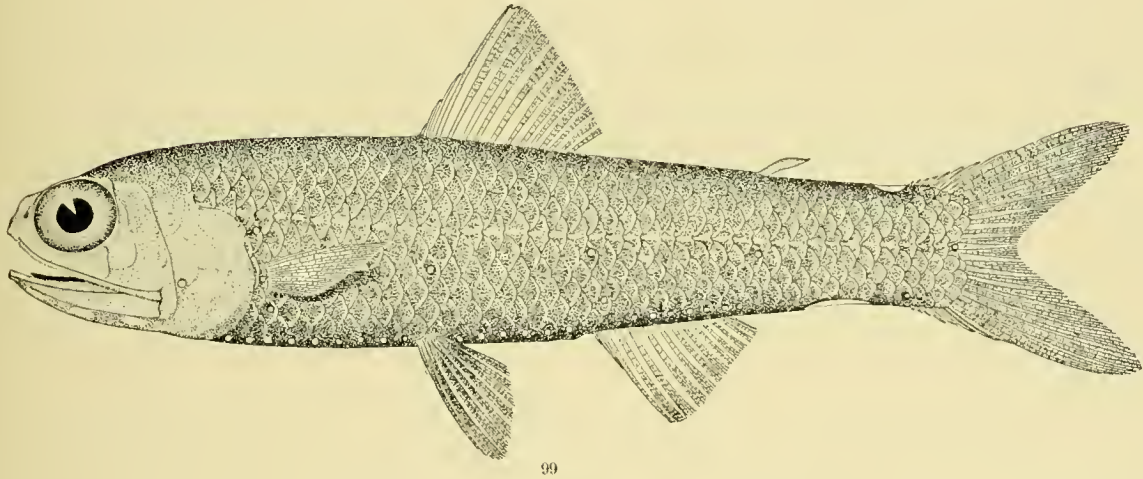
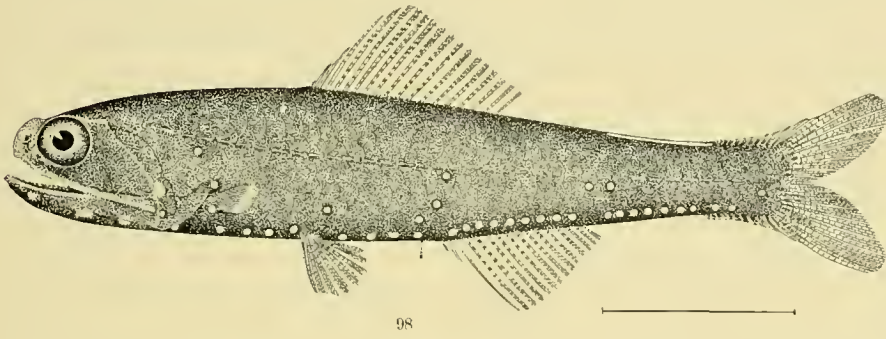
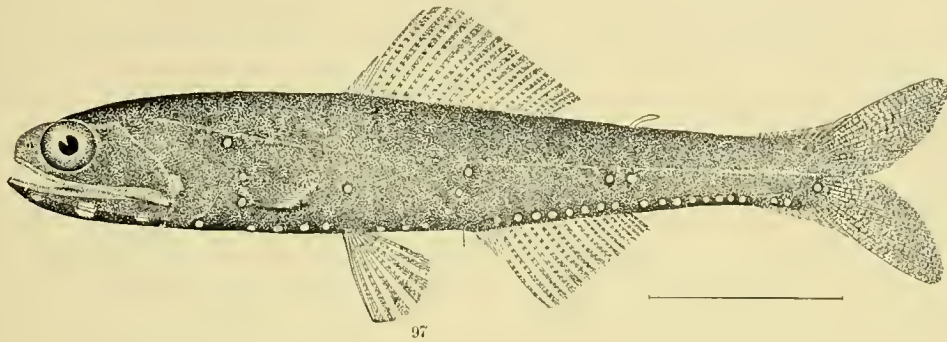


96

94. NOTOSCOPELUS RESPLENDENS. (p. 83.)

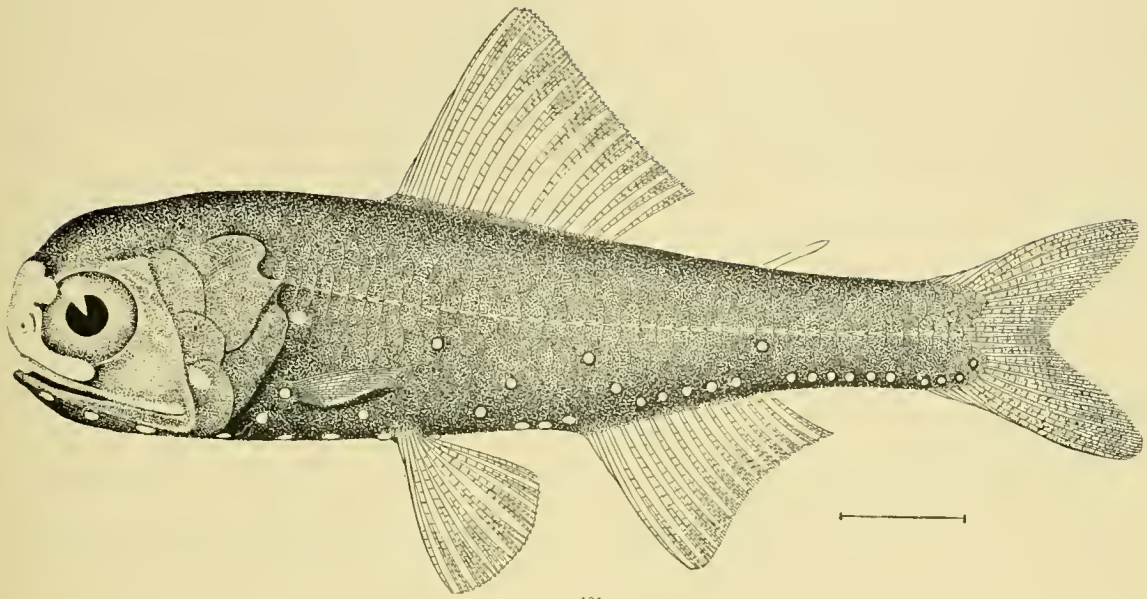
95. NOTOSCOPELUS CASTANEUS. (p. 84.)

96. NOTOSCOPELUS CAUDISPINOSUS. (p. 84.)

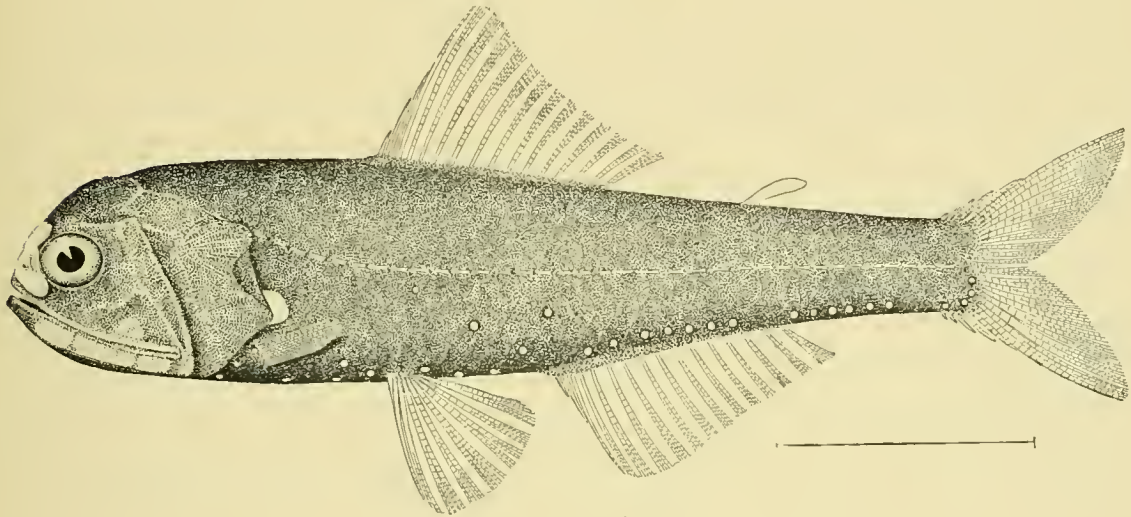


97. NOTOSCOPEPUS QUERCINUS. (p. 83.)
99. LAMPADENA SPECULIGERA. (p. 83.)

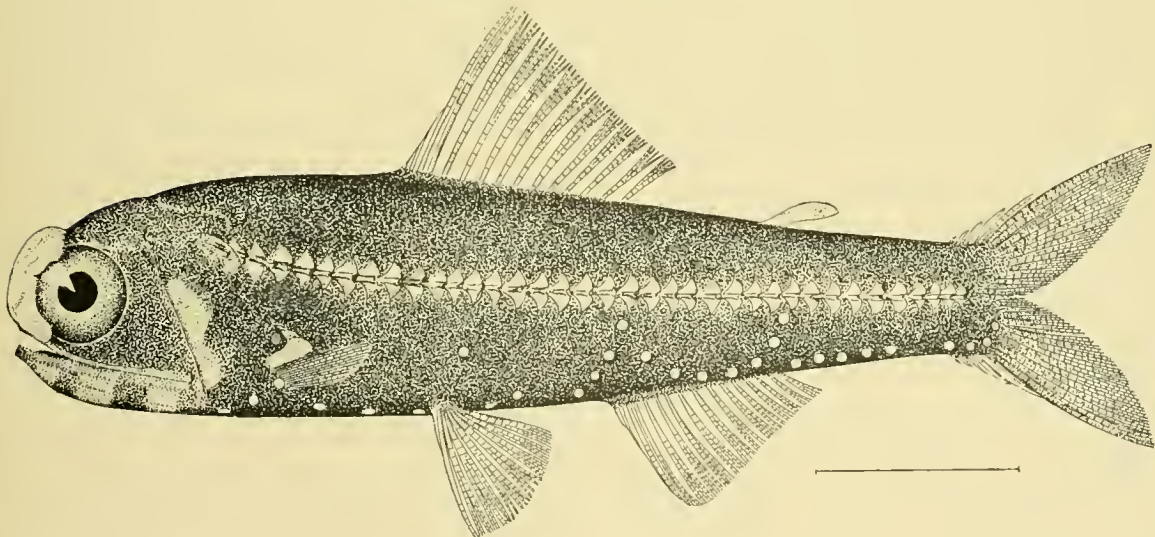
98. NOTOSCOPEPUS MARGARITIFERUS. (p. 84.)
100. COLLETTIA RAFINESQUEI. (p. 88.)



101



102

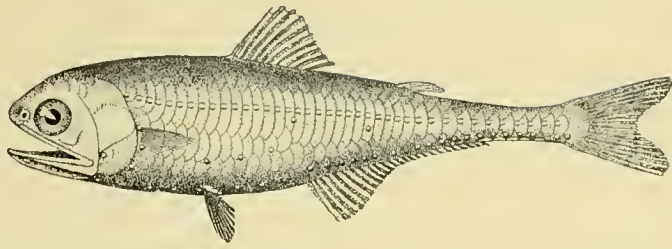


103

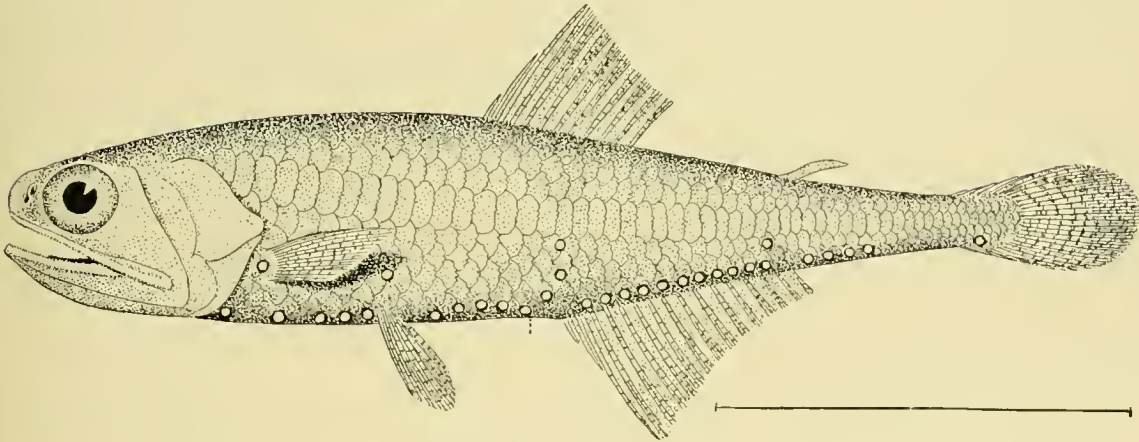
101. *AETHOPRORA METOPOCLAMPA*. (p. 83.)

102. *AETHOPRORA LUCIDA*. (p. 87.)

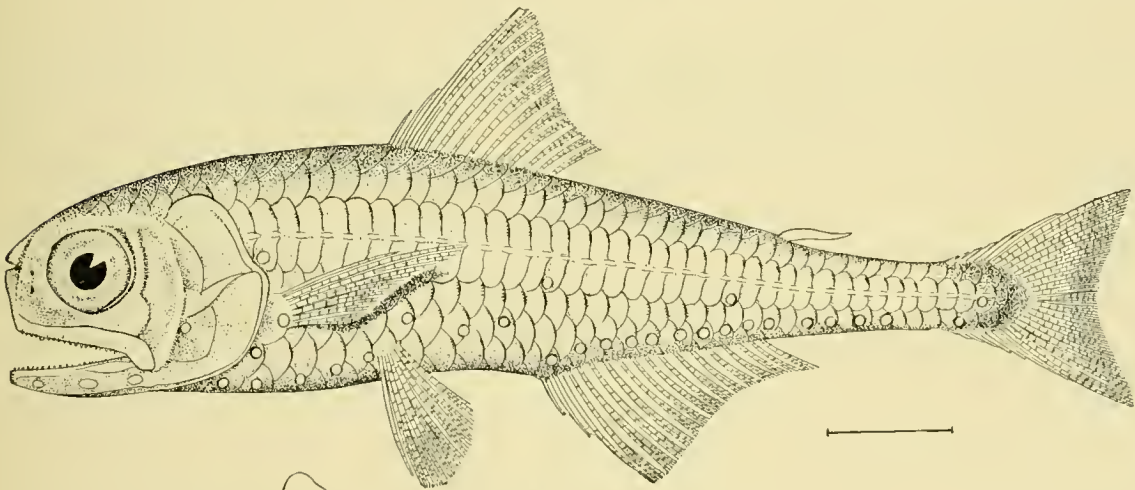
103. *AETHOPRORA EFFULGENS*. (p. 87.)



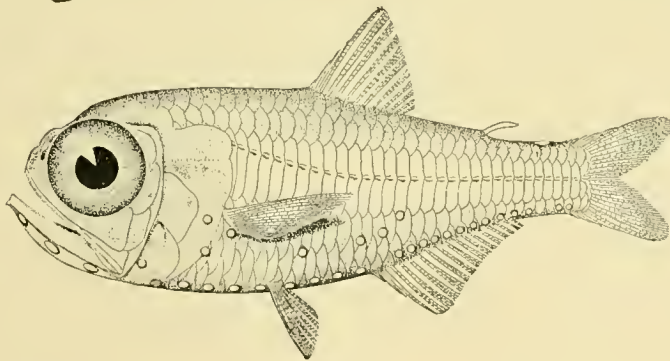
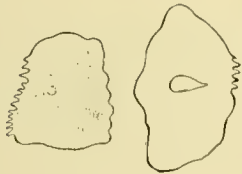
104



105



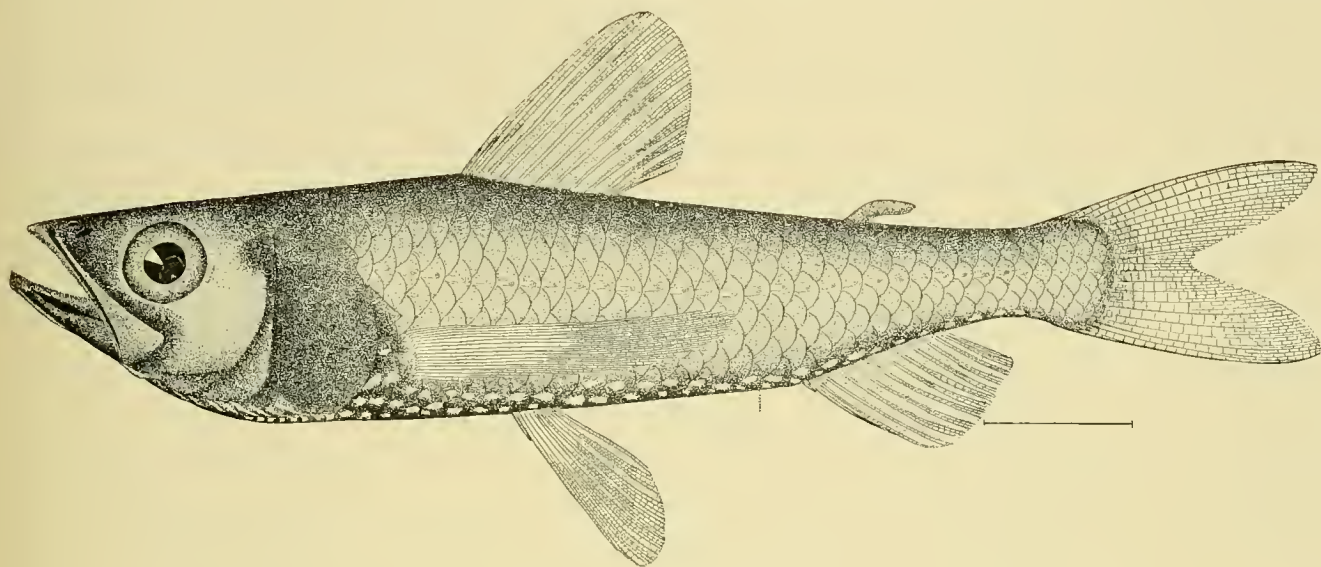
106



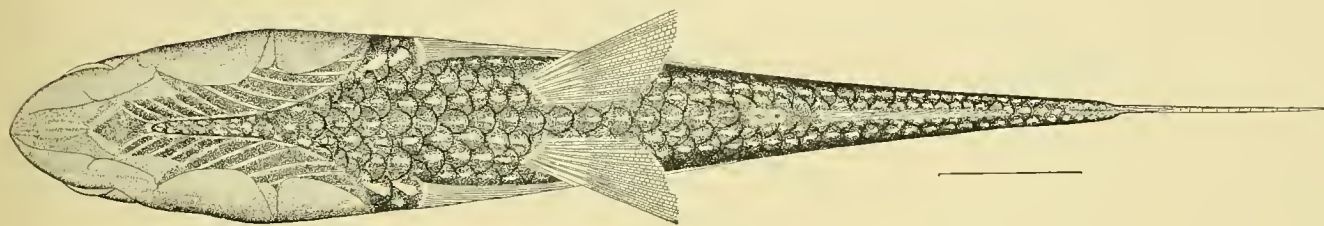
107

104. RHINOSCOPELUS COCCOI. (p. 90.)
106. DASYSCOPELUS ASPER. (p. 92.)

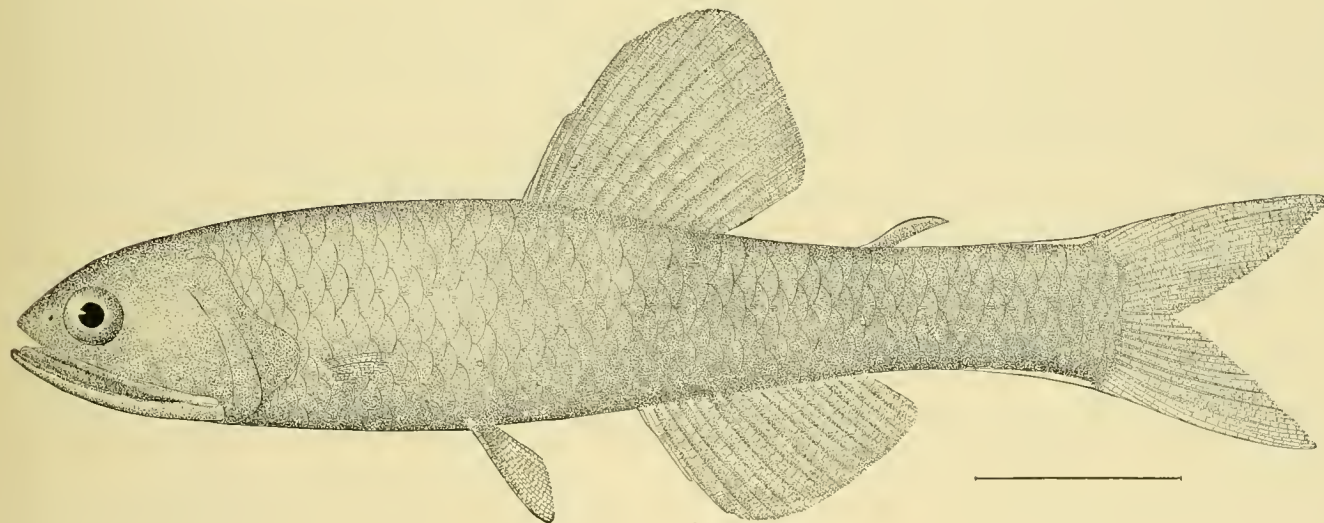
105. TARLETONBEANIA TENUA. (p. 89.)
107. ELECTRONA RISSOI. (p. 91.)



108



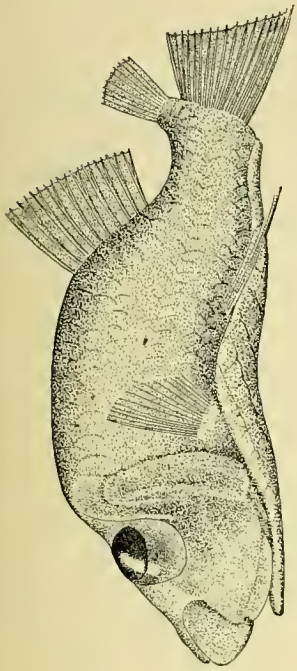
109



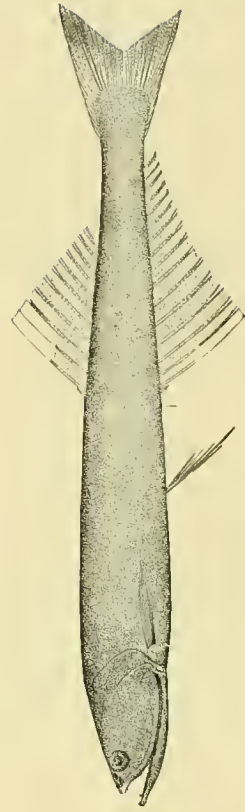
110

108, 109. *NEOSCOPELUS MACROLEPIDOTUS*. (p. 93.)

110. *NANNOBRANCHIUM MACDONALDI*. (p. 94.)

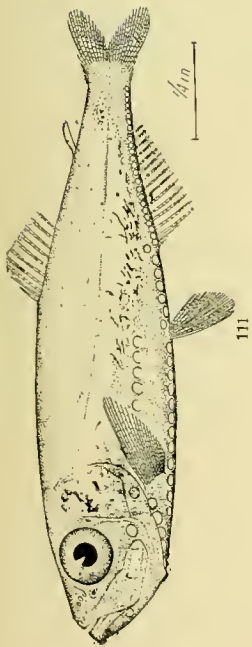


112

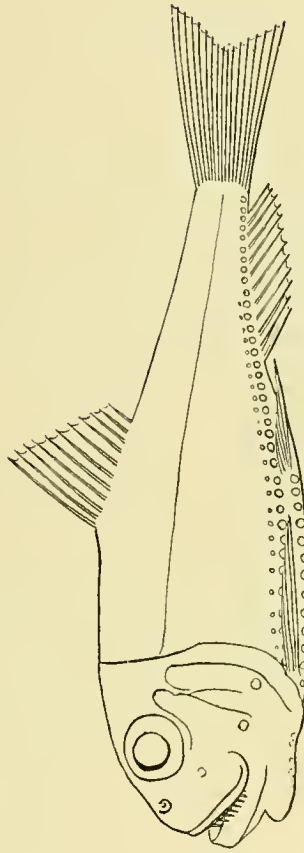


114

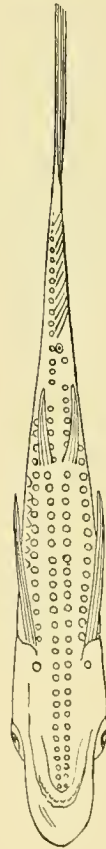
112. *OPISTHOPROCTUS SOLEATUS*. (p. 95.)
 114. *CYCLOTHONE MICRODON*. (p. 99.)



111

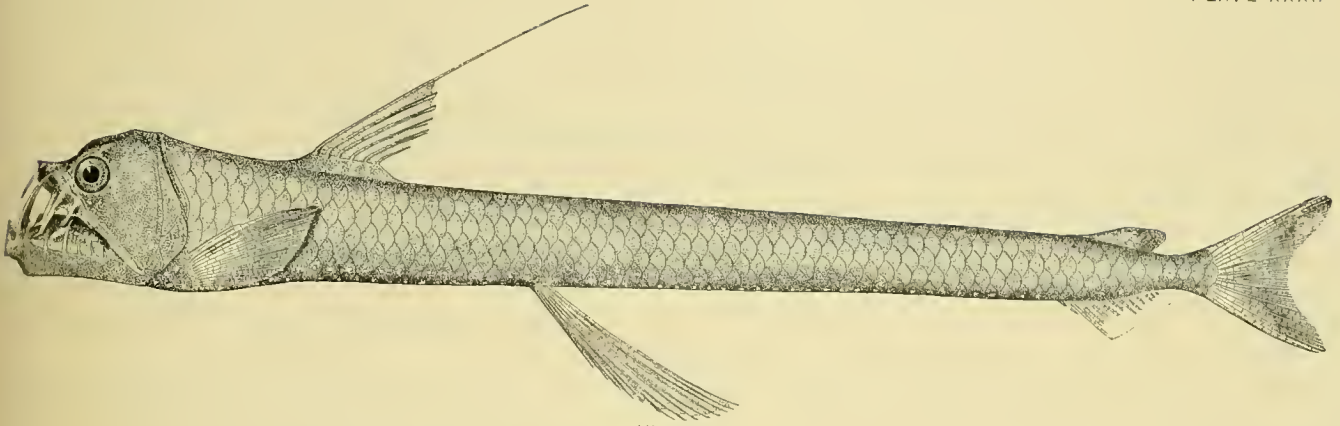


113

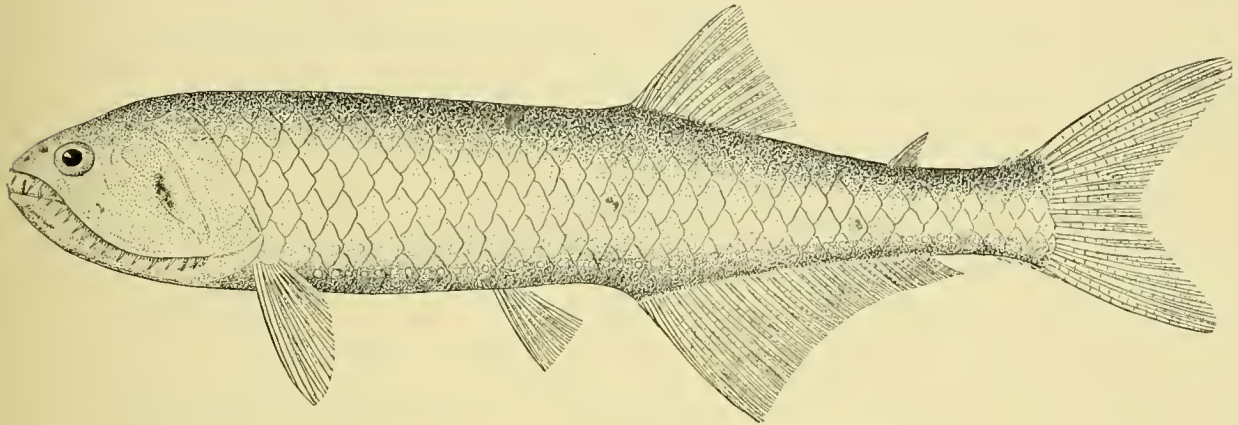


113a

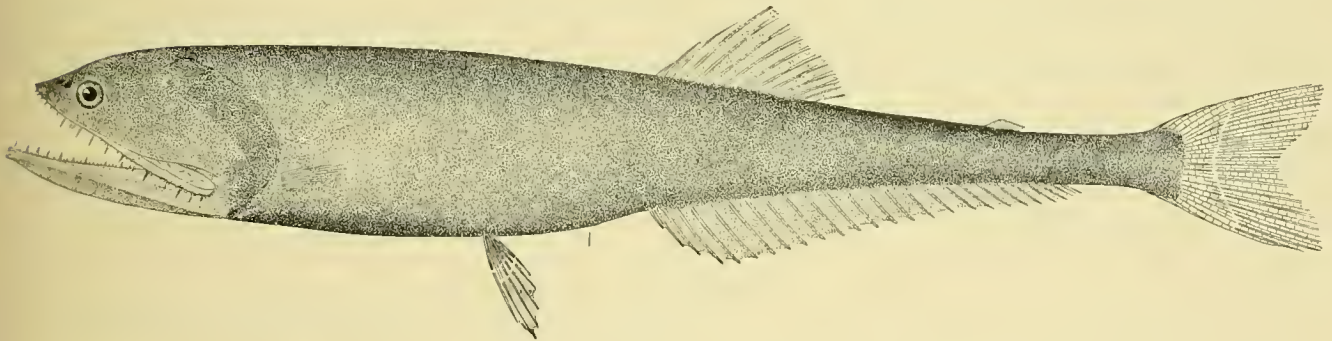
111. *MAUROLICUS BOREALIS*. (p. 96.)
 113, 113a. *ICHTHYOCOCCUS OVATUS*. (p. 95.)




115



116




117



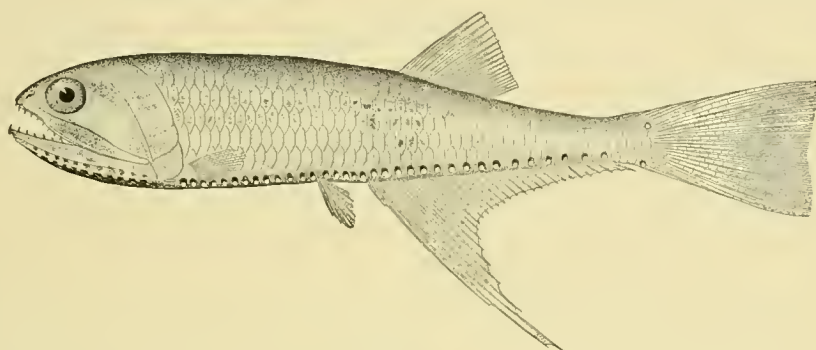
118

115. CHAULIODUS SLOANII. (p. 96.)
117. GONOSTOMA BREVIDENS. (p. 98.)

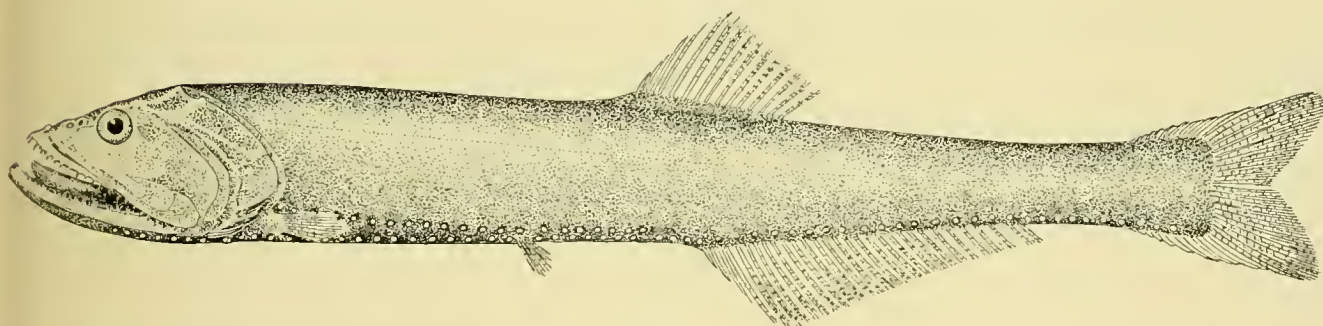
116. GONOSTOMA DENUDATUM. (p. 98.)
118. CYCLOTHONE BATHYPHILA. (p. 100.)




119



120



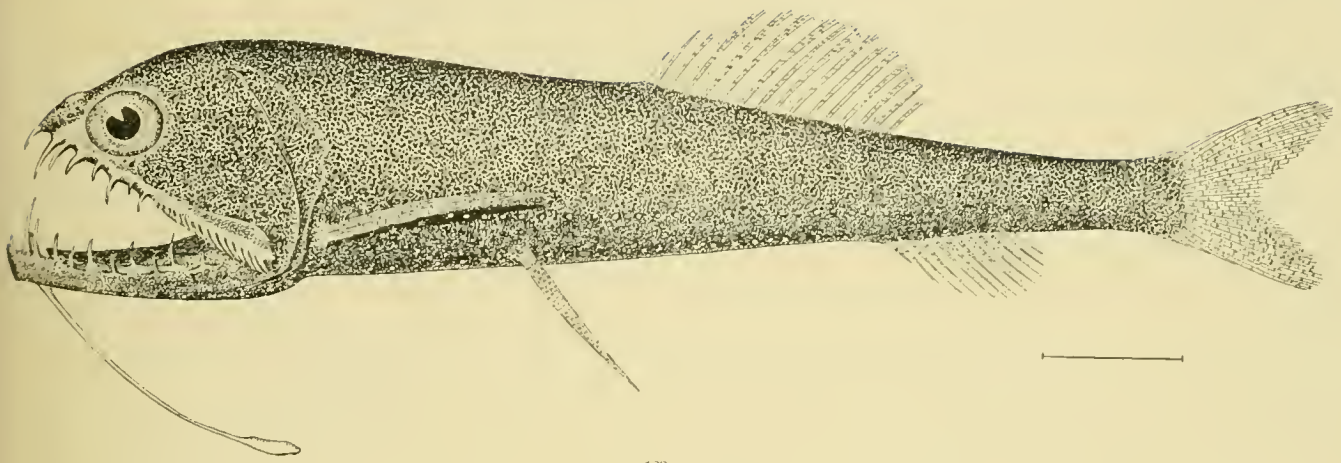
121



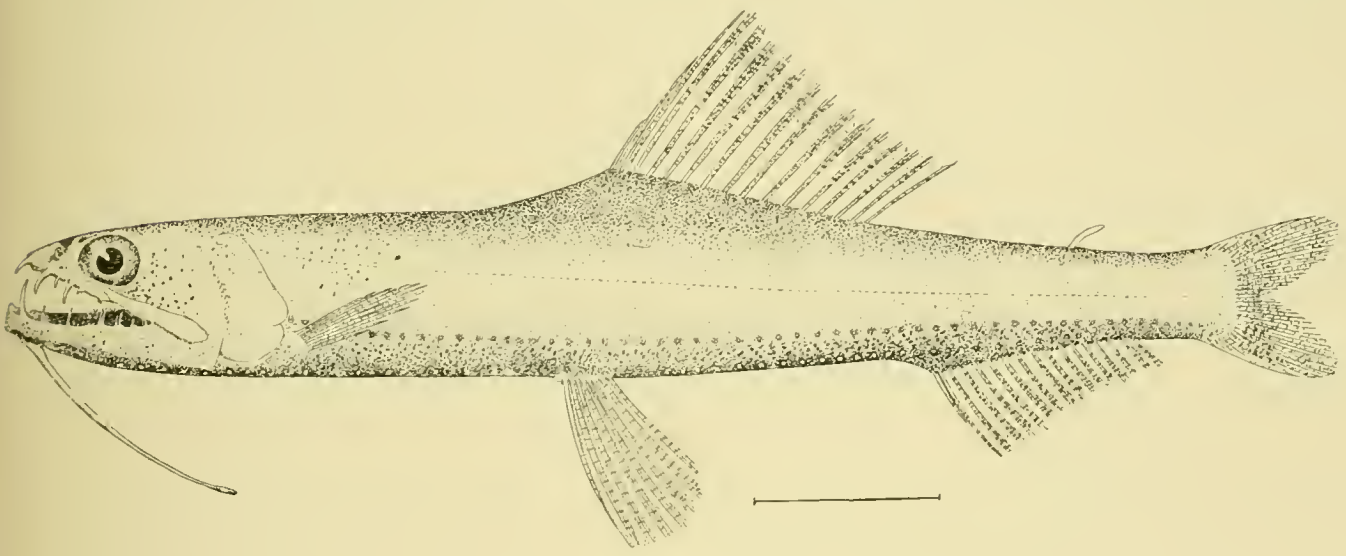
122

119. *CYCLOTHONE ELONGATA*. (p. 101.)
121. *YARRELLA BLACKFORDI*. (p. 103.)


120. *BONAPARTIA PEDALIOTA*. (p. 102.)
122. *PHOTICHTHYS ARGENTUS*. (p. 104.)



133



124

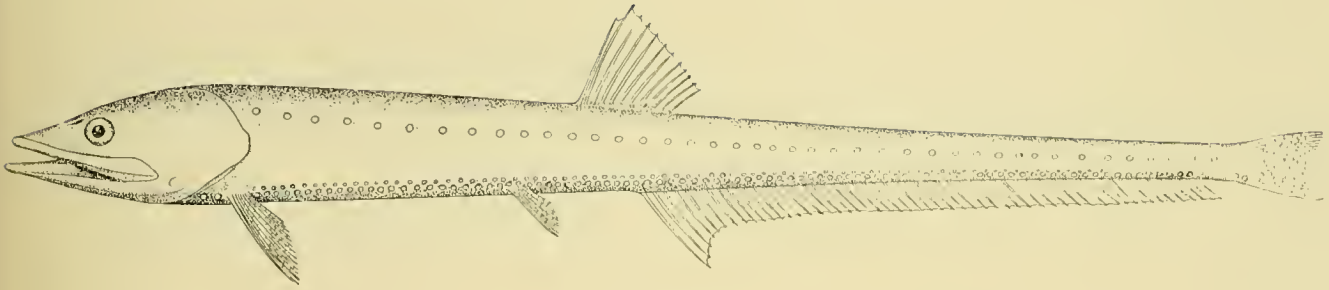


125

133. *ASTRONESTHES NIGER*. (p. 105.)

124. *ASTRONESTHES GEMMIFER*. (p. 105.)

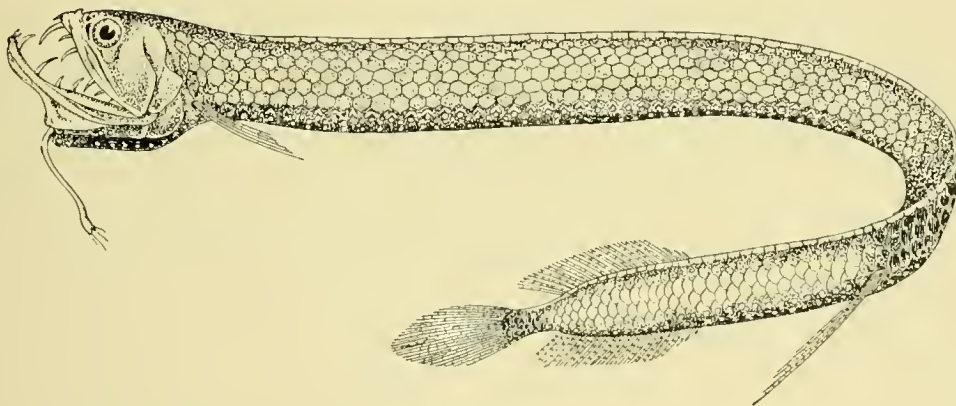
125. *ASTRONESTHES RICHARDSONII*. (p. 106.)



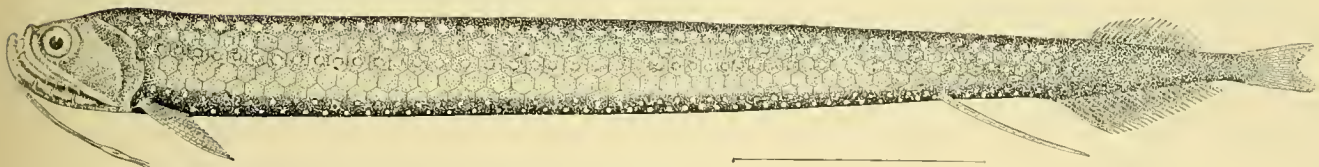
126



127



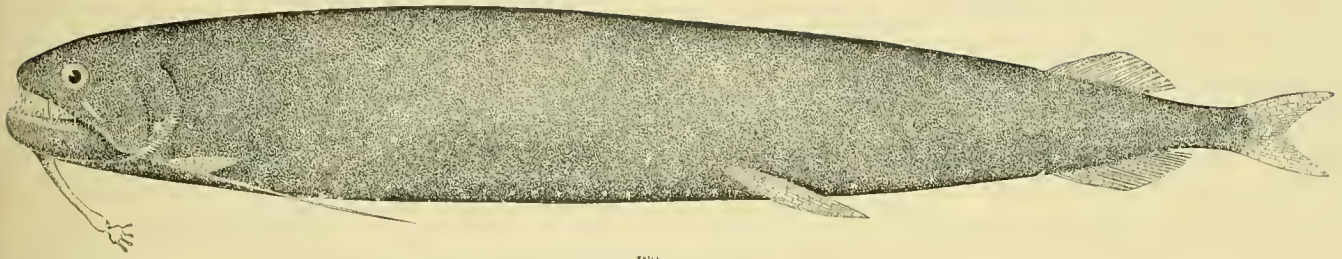
128




129

126. DIPLOPHOS TENIA. (p. 104.)
128. STOMIAS BOA. (p. 108.)


127. STOMIAS FERON. (p. 107.)
129. STOMIAS AFFINIS. (p. 108.)



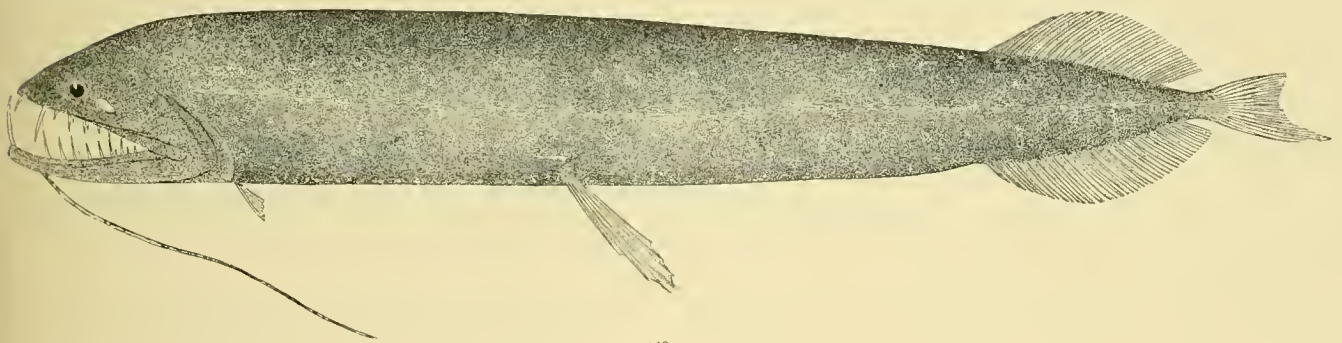
130



131



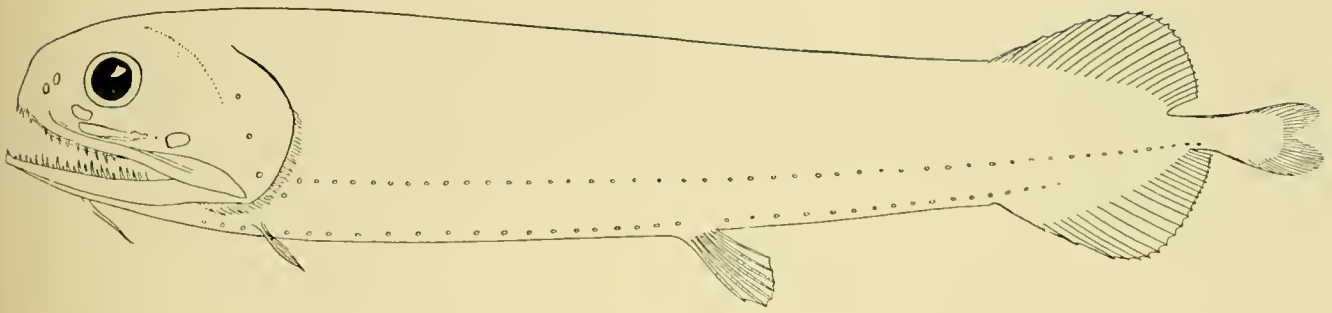
132



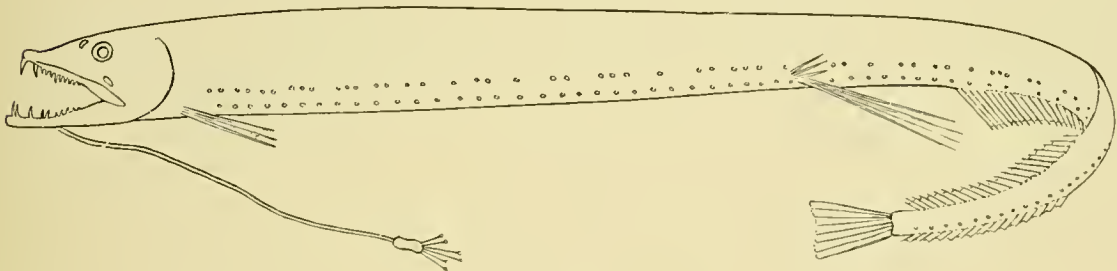
133

130. ECHIOSTOMA BARBATUM. (p. 109.)
132. OPOSTOMIAS MICRIPNUS. (p. 110.)


131. ECHIOSTOMA MARGARITA. (p. 109.)
133. GRAMMATOSTOMIAS DENTATUS. (p. 110.)



134



135



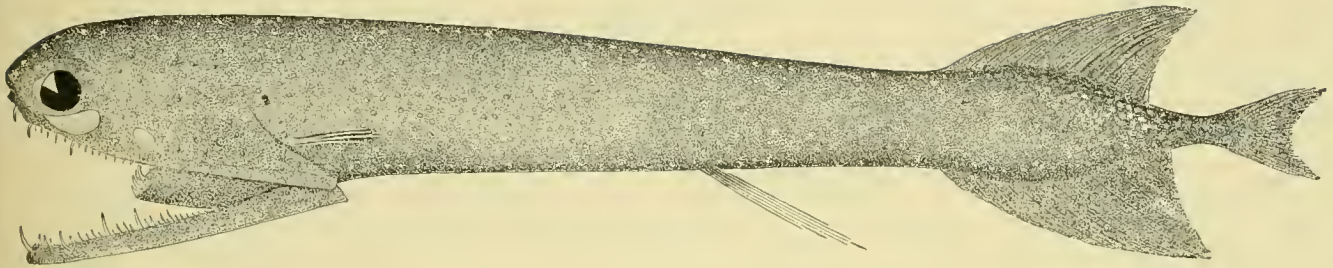
136



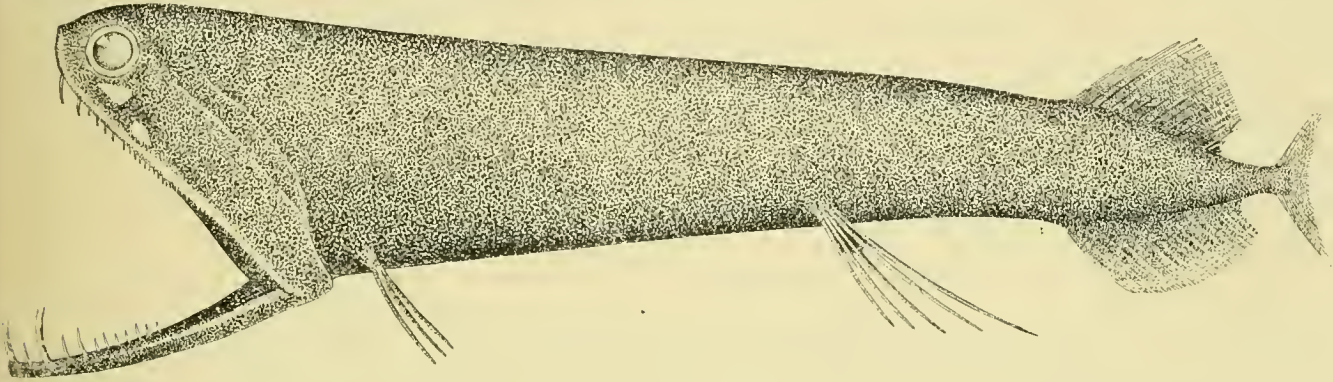
137

134. PACHYSTOMIAS MICRODON. (p. 111.)
136. BATHOPHILUS NIGERRIMUS. (p. 111.)

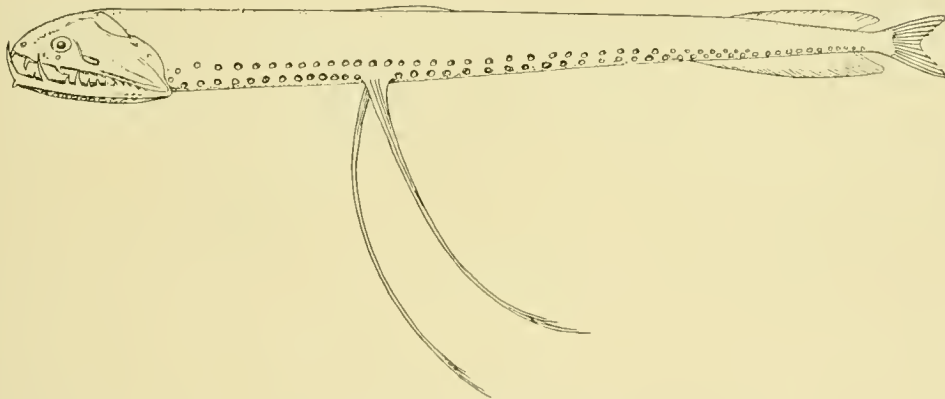
135. EUSTOMIAS OBSCURUS. (p. 111.)
137. PHOTONECTES GRACILIS. (p. 112.)



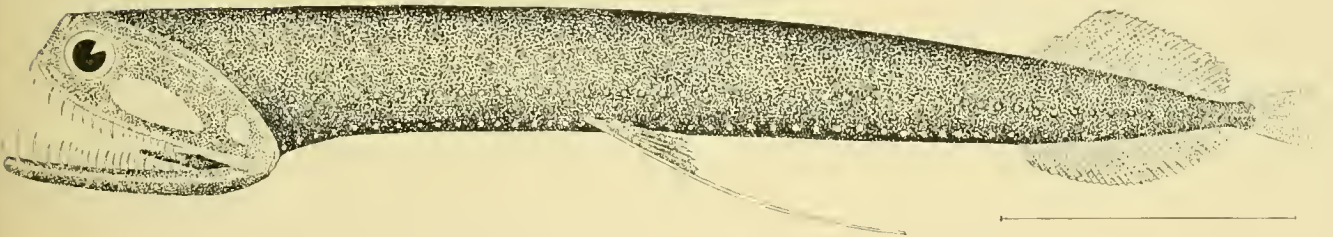
138



139



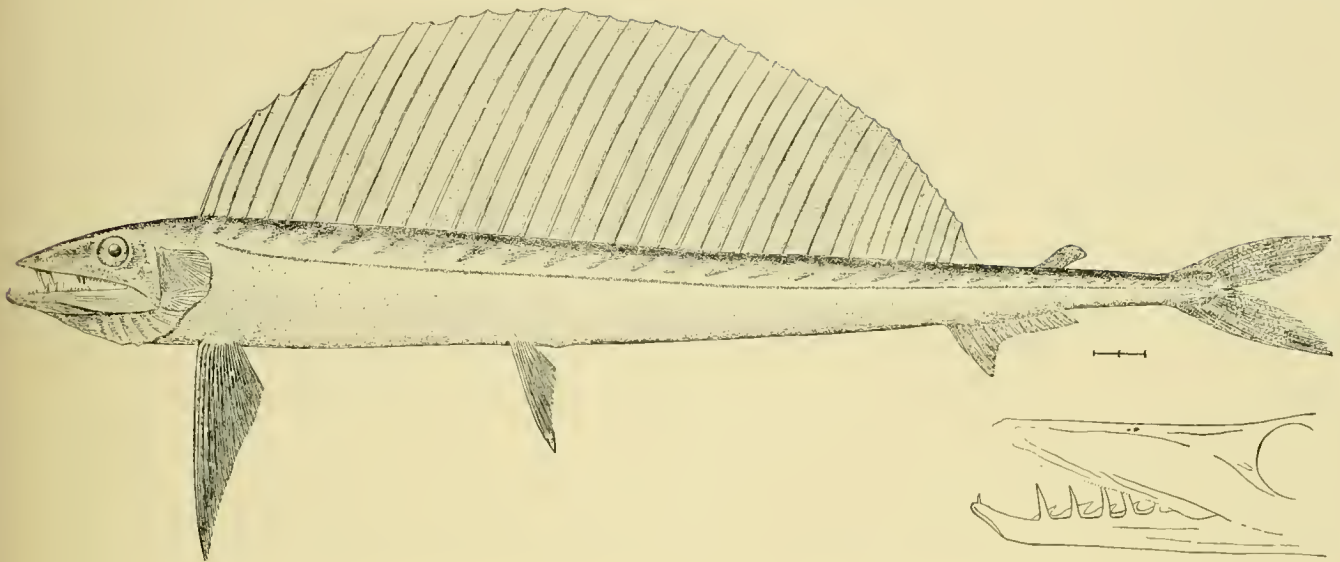
140



141

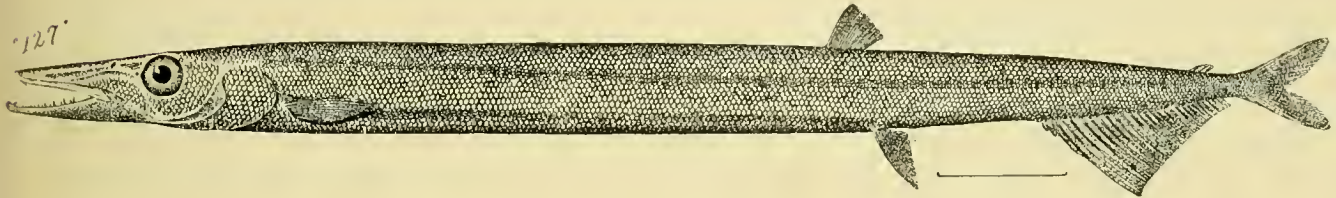
138. MALACOSTEUS NIGER. (p. 114.)
140. PHOTOSTOMIAS GUERNEI. (p. 115.)

139. MALACOSTEUS CHORISTODACTYLUS. (p. 114.)
141. THAUMATOSTOMIAS ATROX. (p. 115.)

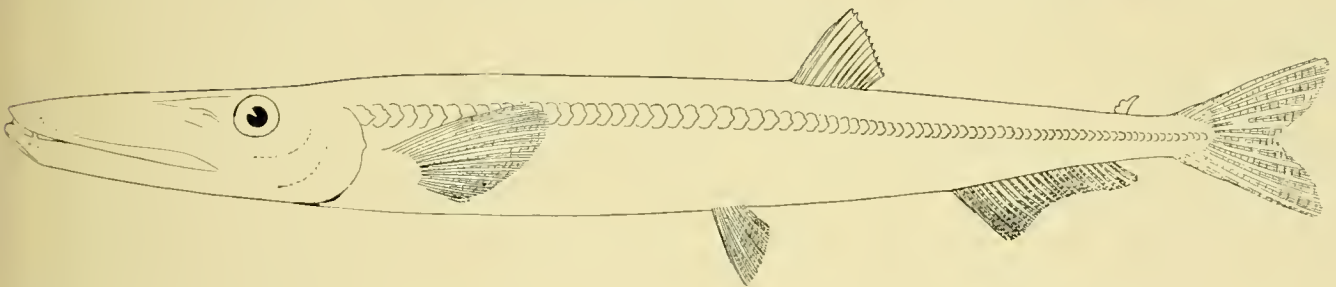


142

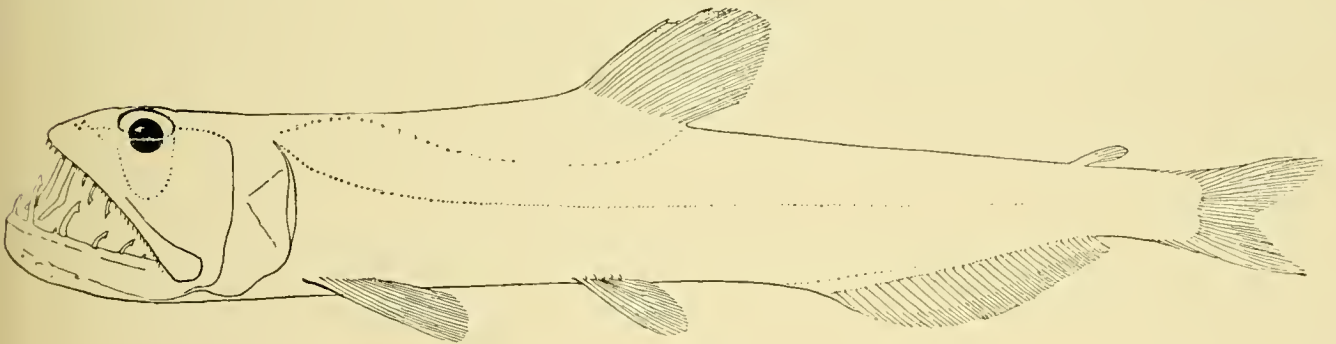
143a



143



144



145


142. ALEPISAURUS FEROX. (p. 117.)

143a. PARALEPIS COREGONOIDES. (p. 119.)

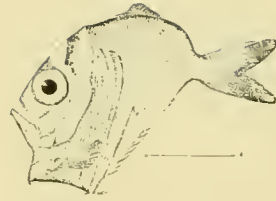
143. PARALEPIS BOREALIS. (p. 119.)

144. SUDIS HYALINA. (p. 121.)

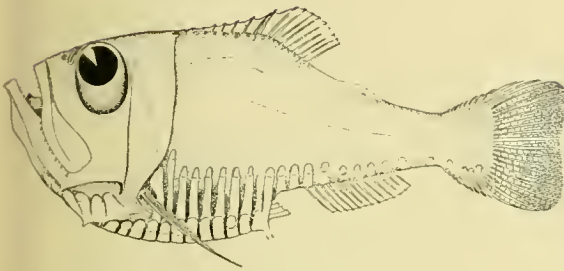
145. ODONTOSTOMUS HYALINUS. (p. 121.)



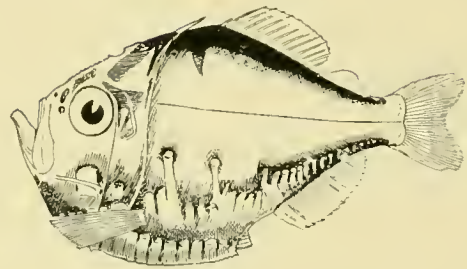
146



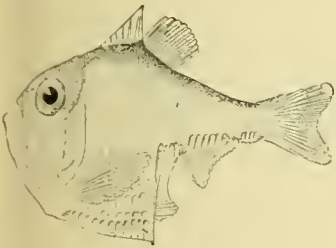
146b



147



148



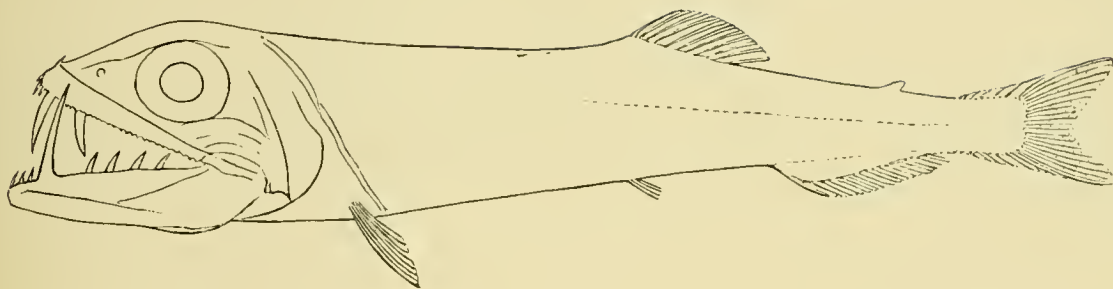
148a




149

146, 146b. STERNOPTYX DIAPHANA. (p. 124.)
148. POLYIPNUS SPINOSUS. (p. 128.)
149. PARALEPIS COREGONOIDES. (p. 119.)

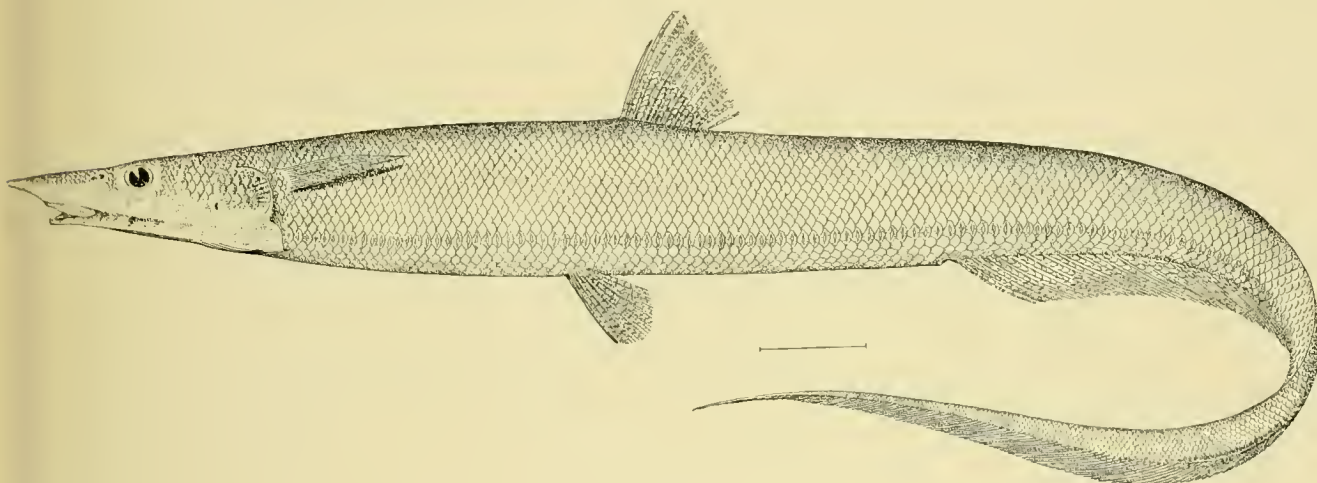
147. ARGYROPELECUS HEMIGYMNUS. (p. 126.)
148a. ARGYROPELECUS OLFFERSII. (p. 126.)



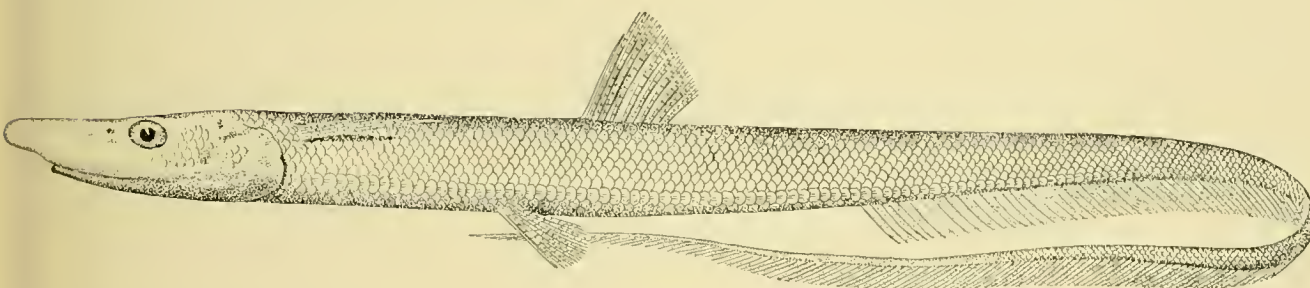
150



151



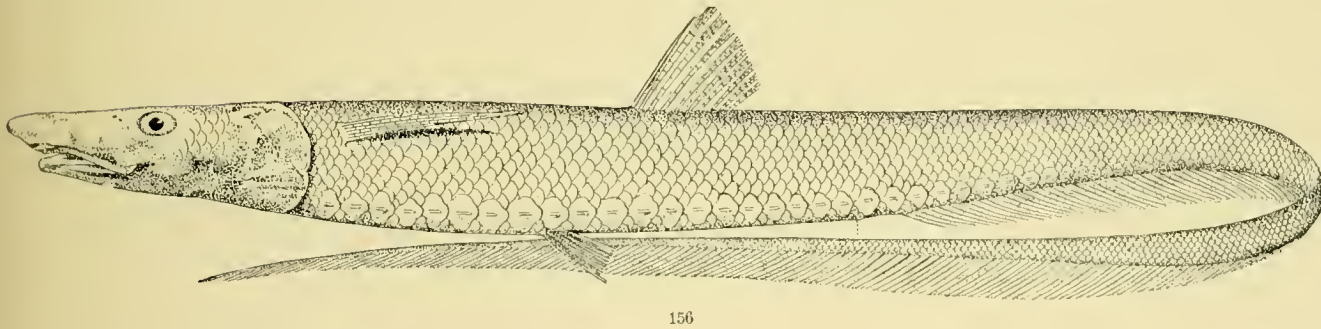
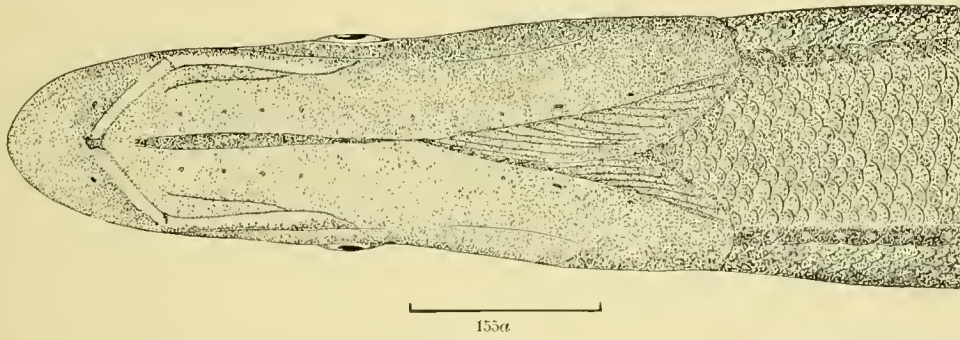
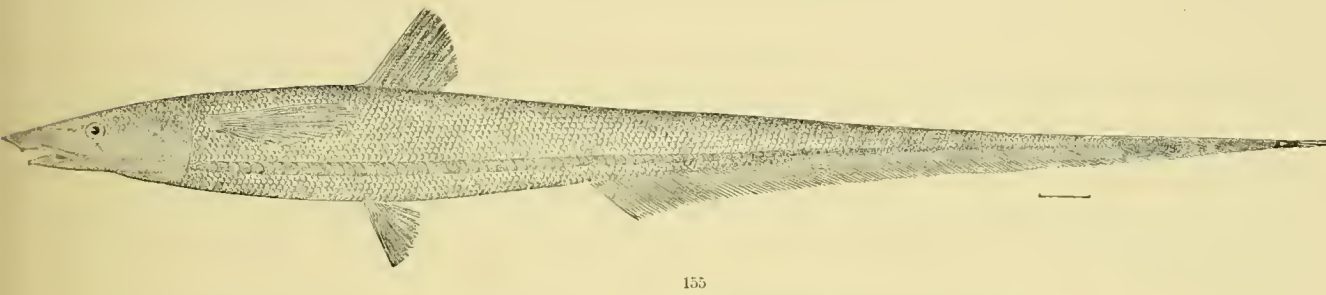
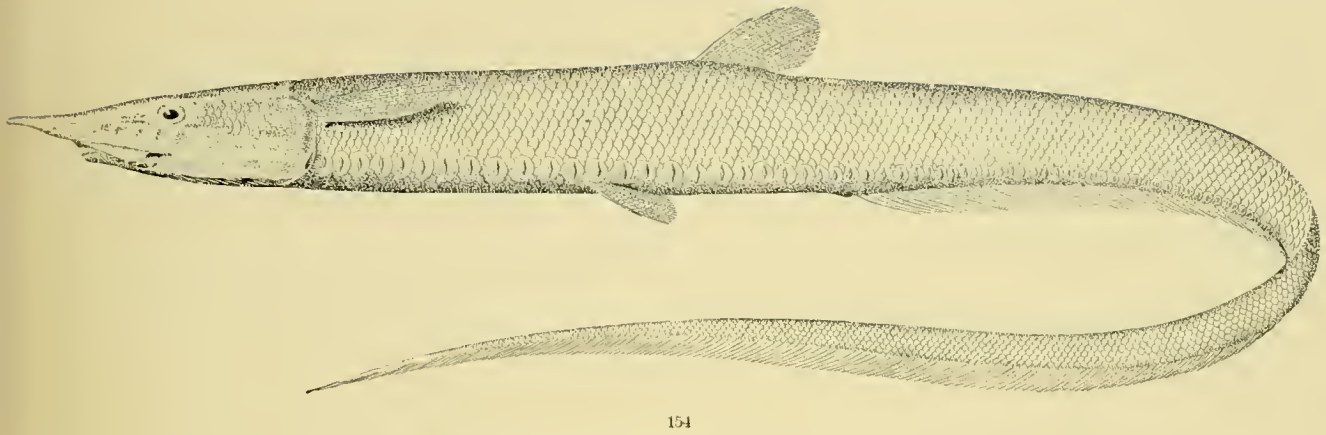
152



153

150. *OMOSUDIS* LOWII. (p. 122.)
152. *HALOSAURUS* OWENI. (p. 130.)

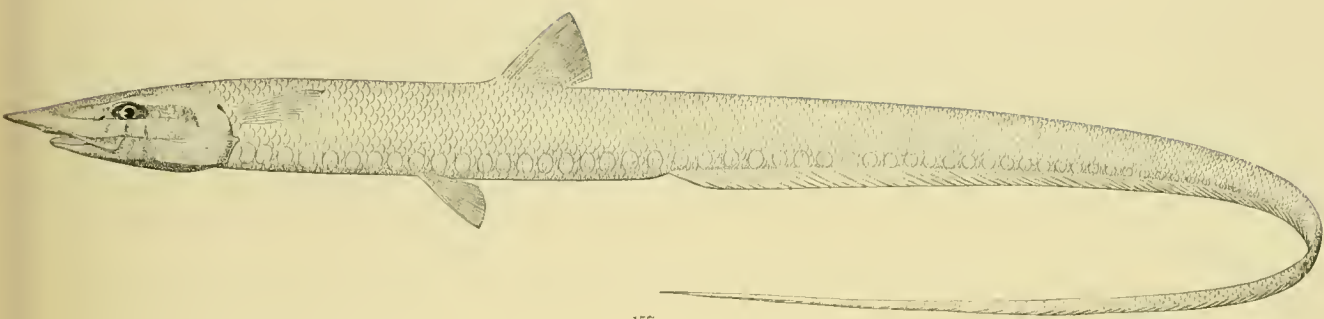
151. *IDIACANTHUS* FEROX. (p. 129.)
153. *HALOSAURUS* JOHNSONIANUS. (p. 131.)




154. ALDROVANDIA ROSTRATA. (p. 132.)

155, 155a. ALDROVANDIA MACROCHIRA. (p. 133.)


156. ALDROVANDIA FILALACRUS. (p. 134.)




157



158



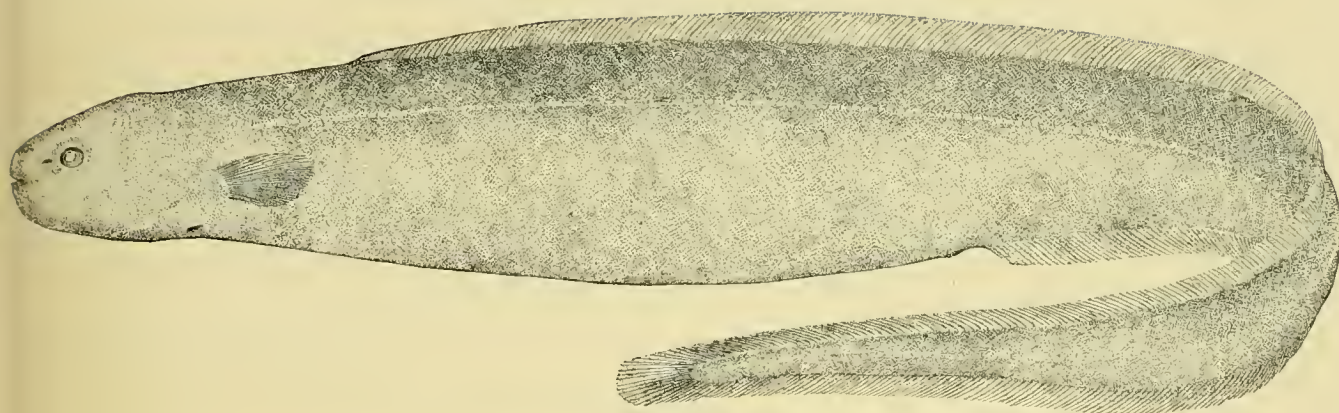
159



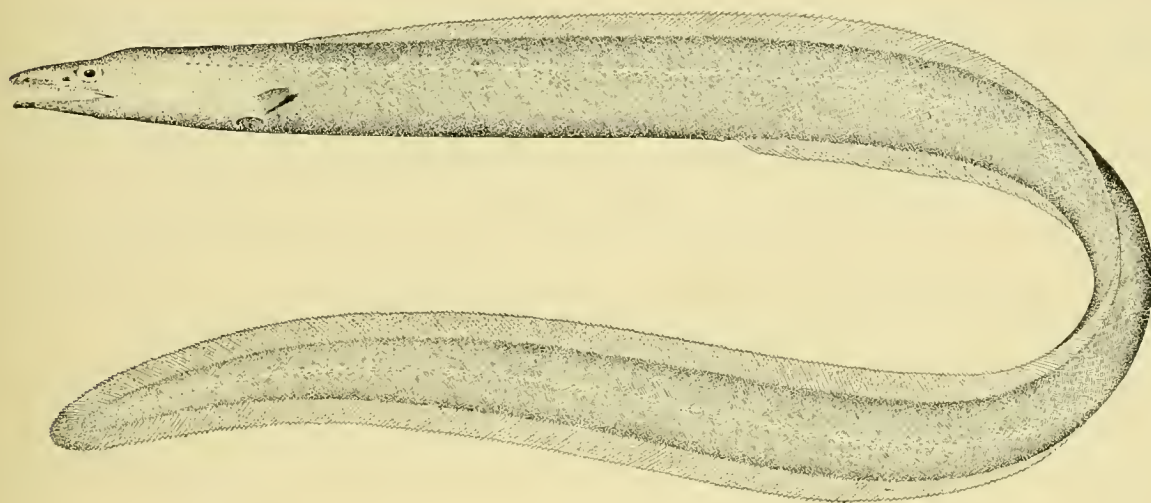
160

157. ALDROVANDIA GRACILIS. (p. 134.)
159. CONGERMURÆNA FLAVA. (p. 138.)

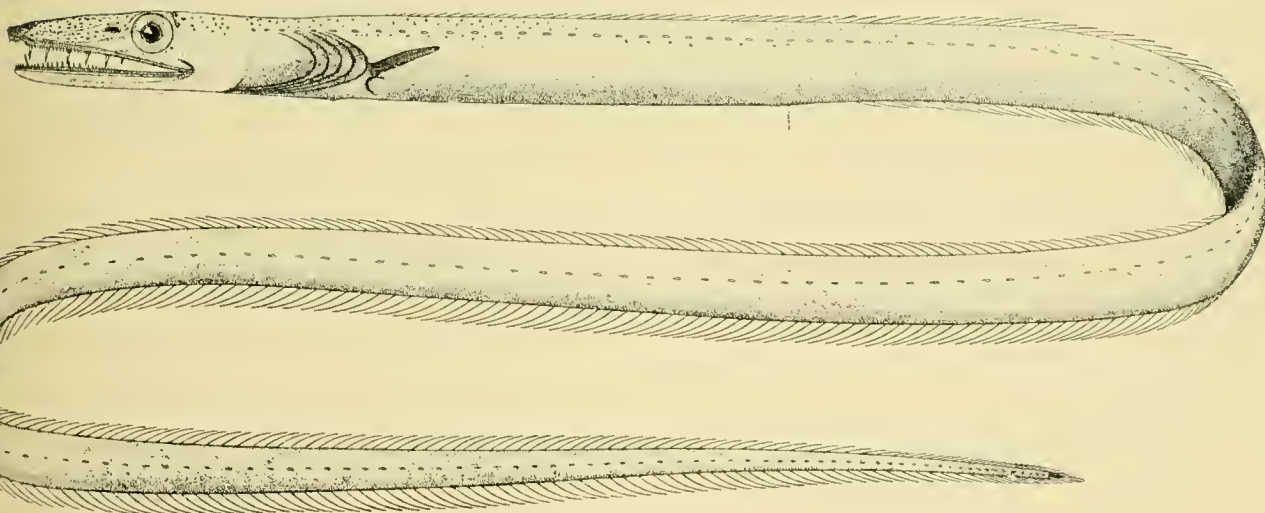
158. ALDROVANDIA PALLIDA. (p. 135.)
160. UROCONGER VICINUS. (p. 138.)



161



162




163

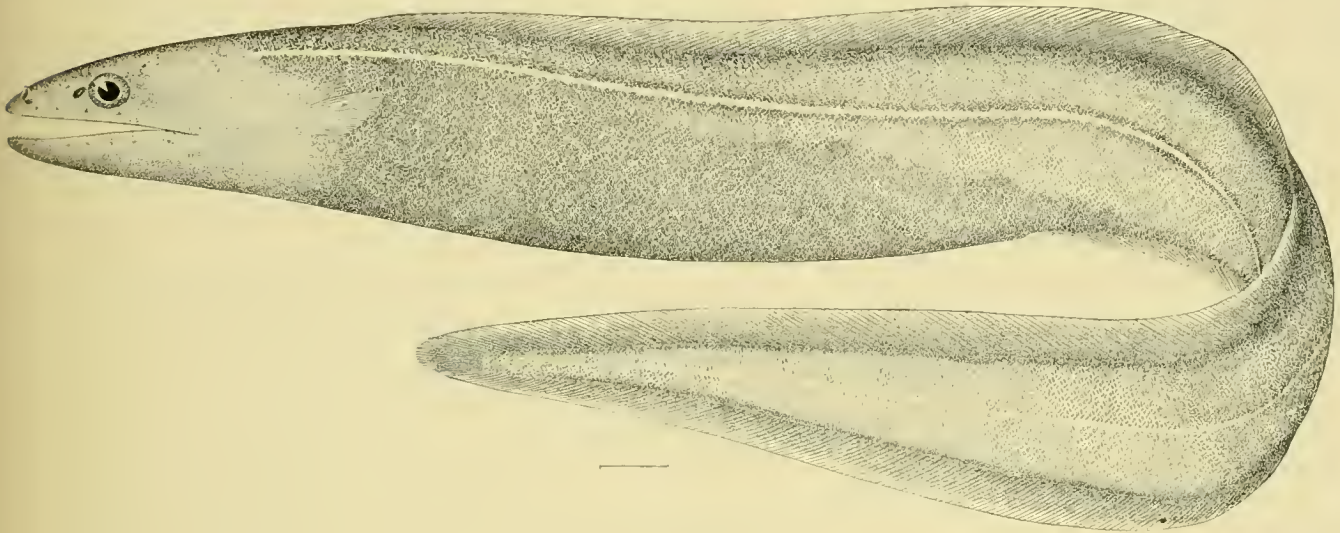
161. *SIMENCHELYS PARASITICUS*. (p. 139.)

162. *ILYOPHIS BRUNNEUS*. (p. 141.)

163. *HOPLUNNIS DIOMEDIANUS*. (p. 146.)



164



165

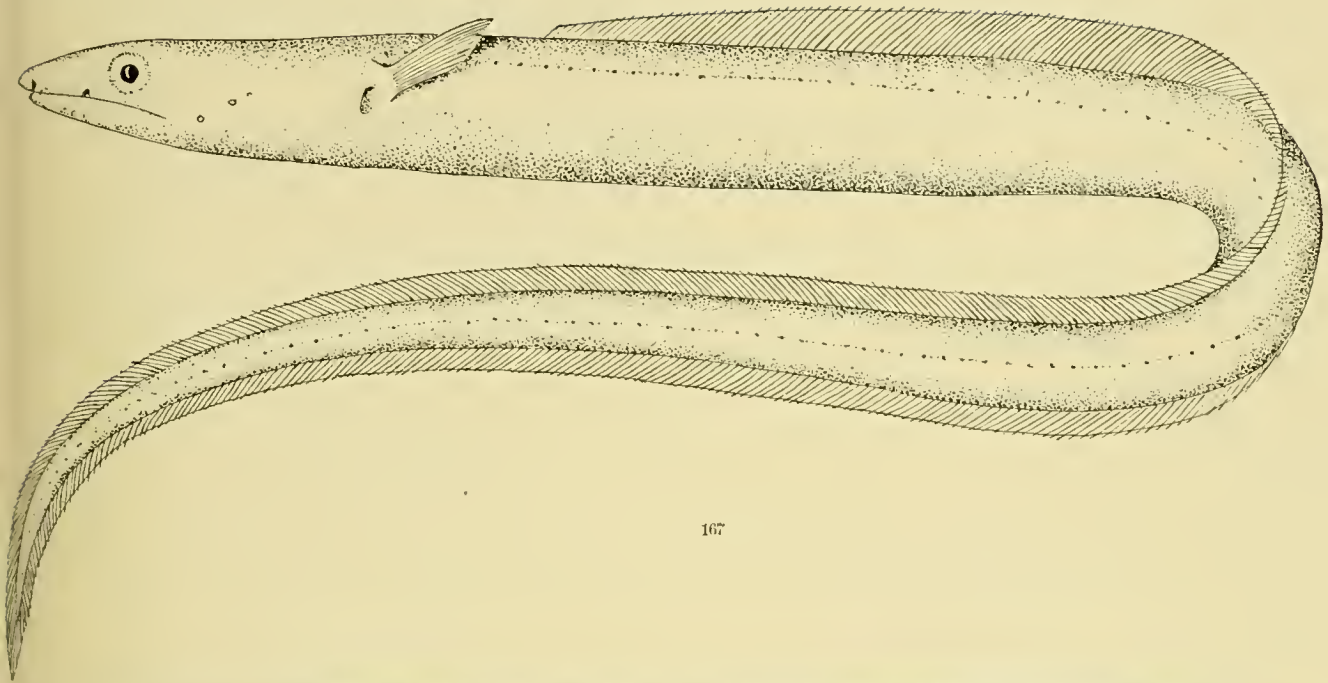


166

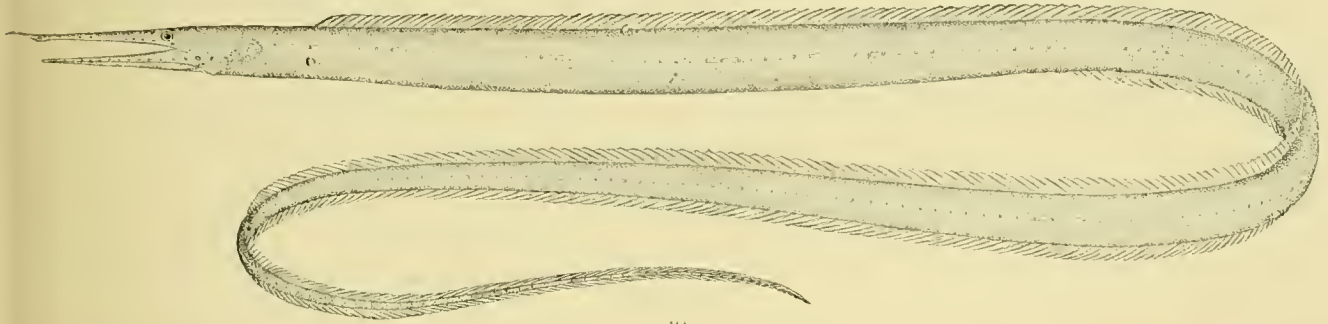
164. SYNAPHOBANCHUS PINNATUS. (p. 143.)

165. HISTIOBRANCHUS INFERNALIS. (p. 145.)

166. PSEUDONOPHIS CRUENTIFER. (p. 147.)




167



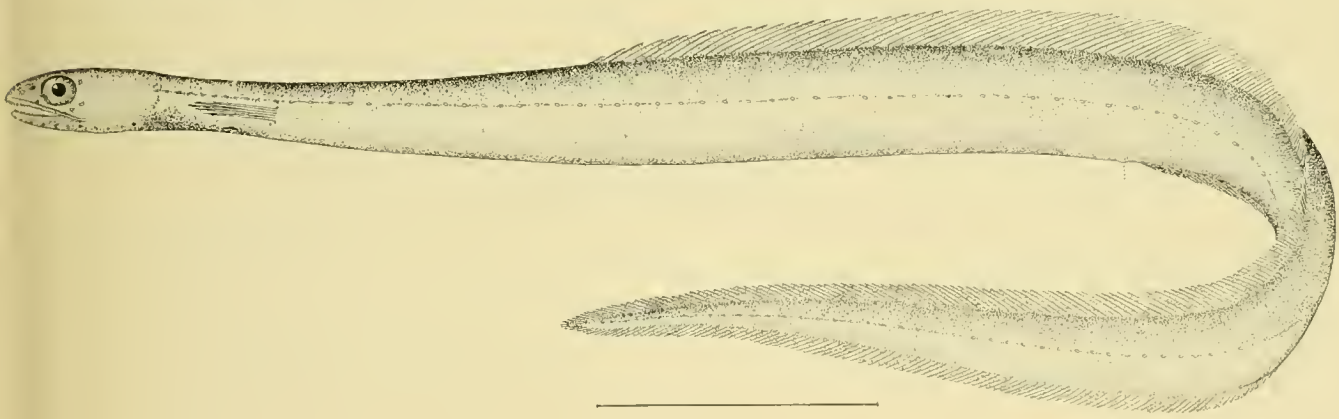
168



169a



169b

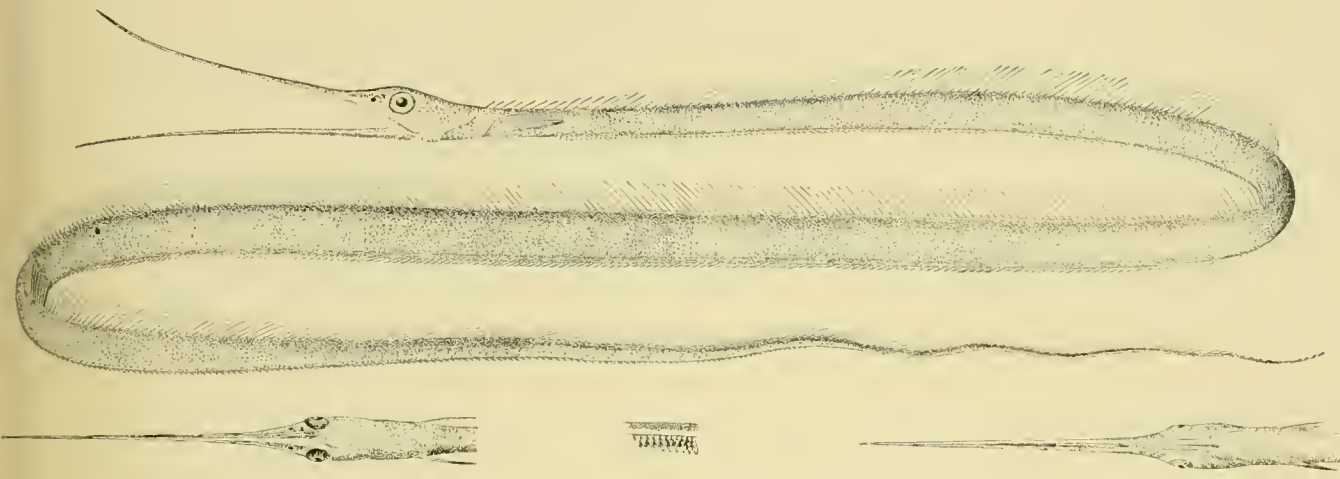


169


167. MYRUS PACHYRHYNCHUS. (p. 148.)

168. VENEFICA PROCERA. (p. 149.)


169, 169a, b. DERICHTHYS SERPENTINUS. (p. 161.)



170



171

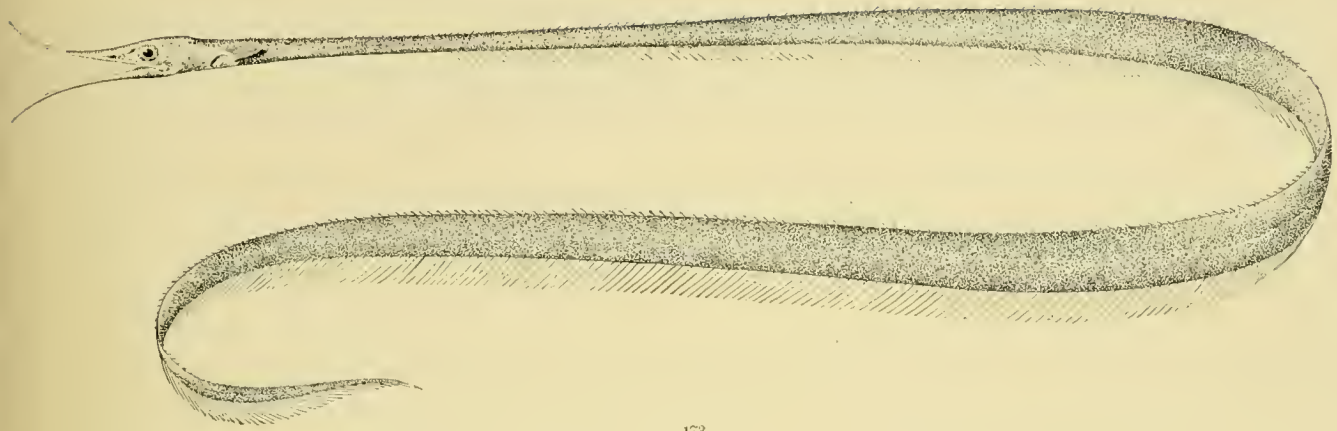


172

170. NEMICHTHYS SCOLOPACEUS. (p. 152.)

171. LABICHTHYS CARINATUS. (p. 153.)

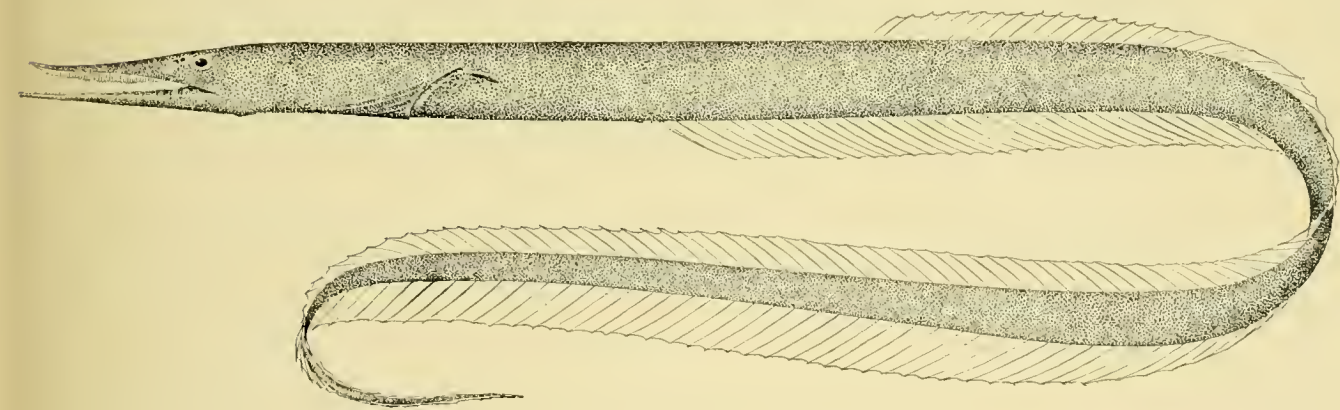
172. LABICHTHYS ELONGATUS. (p. 153.)



173



174




175

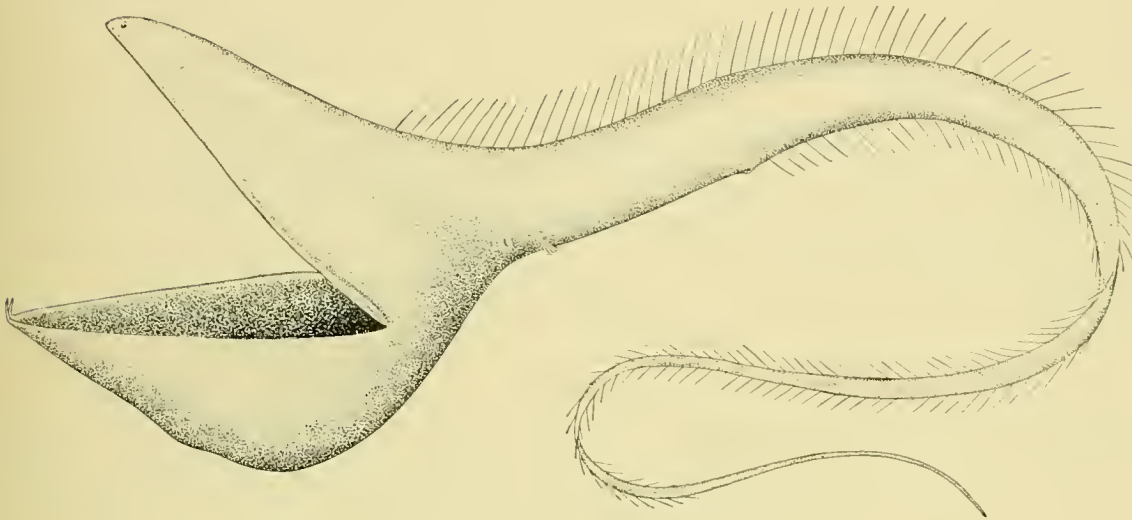
173. LABICHTHYS INFANS. (p. 153.)

174. LABICHTHYS INFANS (AFTER GÜNTHER). (p. 153.)

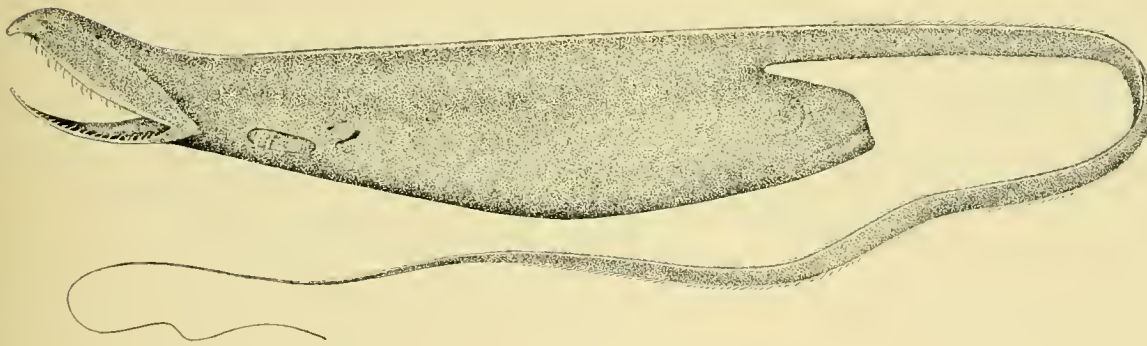
175. SERRIVOMER BEANII. (p. 155.)



176



177




178

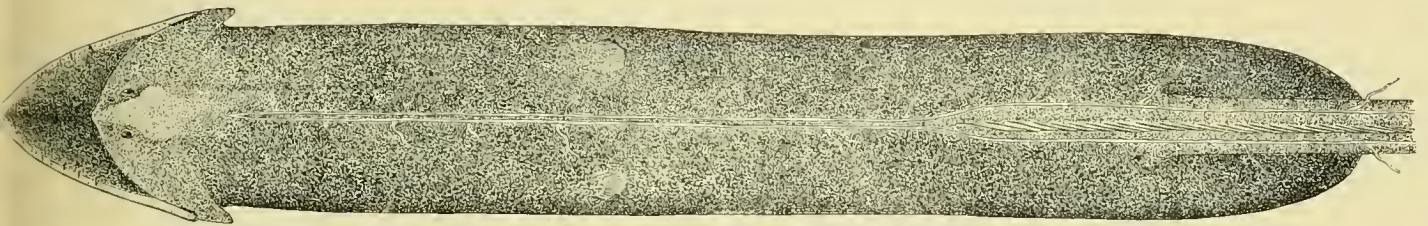
176. CYEMA ATRUM. (p. 154.)

177. EURYPHARYNX PELECANOIDES. (p. 157.)

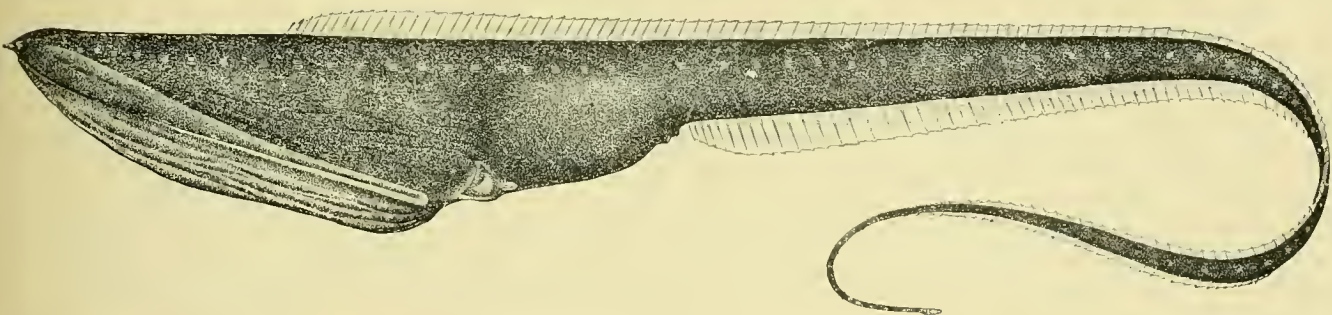
178. SACCOPHARYNX FLAGELLUM. (p. 159.)



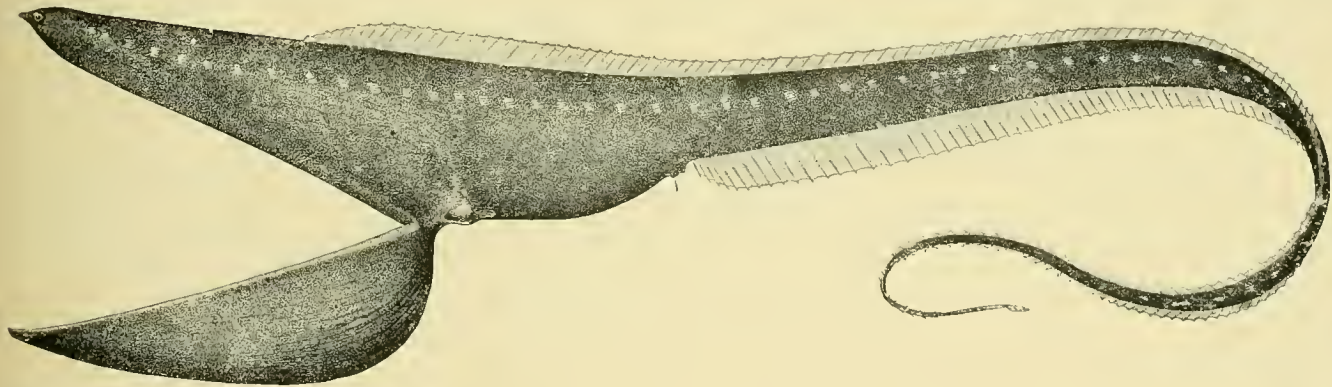
179



180



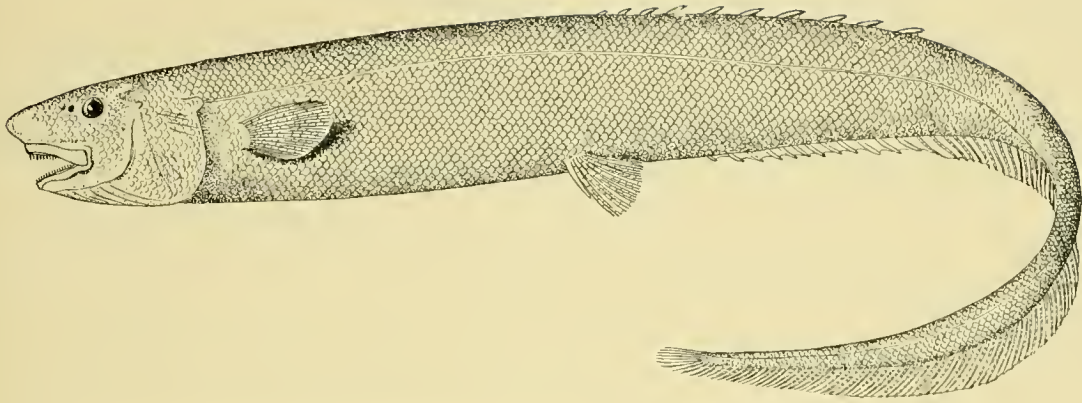
181



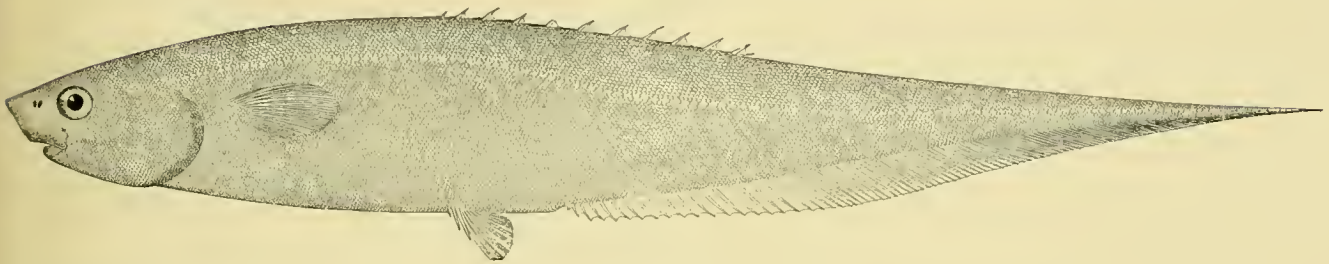
182

179, 180. *SACCOPHARYNX FLAGELLUM*. (p. 157.)

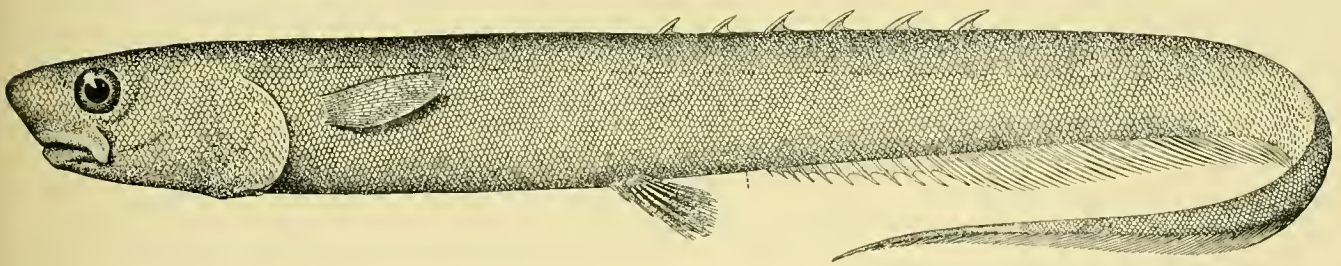
181, 182. *GASTROSTOMUS BAIRDII*. (p. 159.)




183



184




185



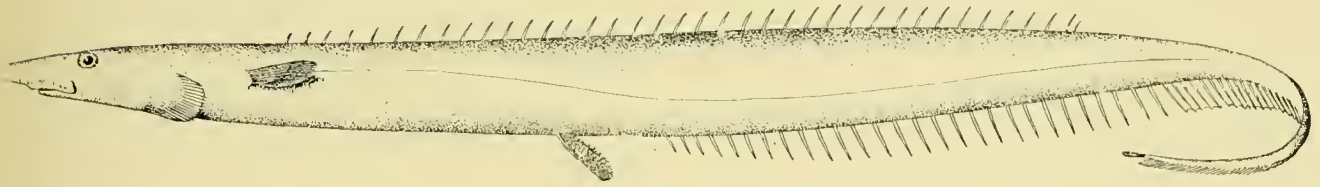
186

183. NOTACANTHUS NASUS. (p. 164.)
185. NOTACANTHUS BONAPARTII. (p. 166.)

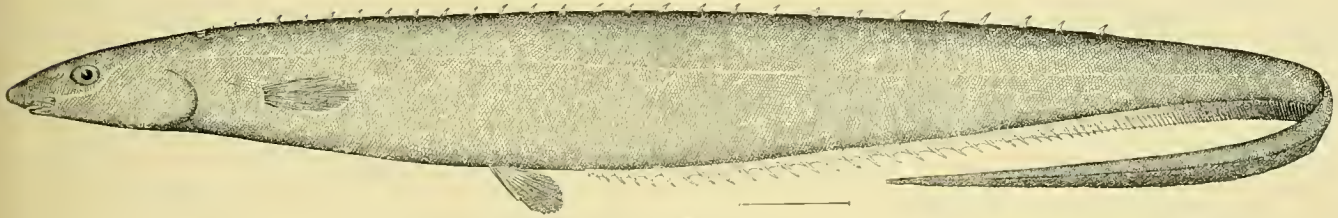
184. NOTACANTHUS ANALIS. (p. 165.)
186. NOTACANTHUS PHASGANORUS. (p. 167.)



187



188




189



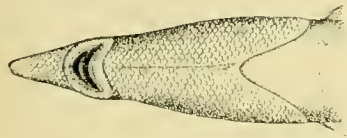
190

187. *GIGLIOLA MOSELEYI*. (p. 169.)
189. *MACDONALDIA ROSTRATA*. (p. 171.)

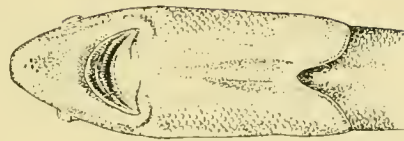
188. *POLYACANTHONOTUS RISSOANUS*. (p. 170.)
190. *LIPOGENYS GILLI*. (p. 173.)



191a.



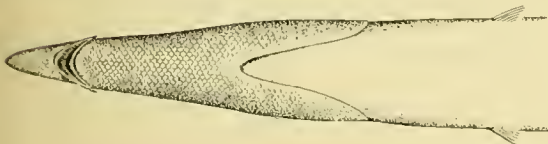
192a.



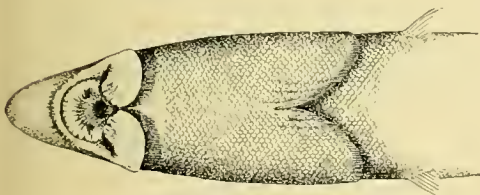
193




194a.



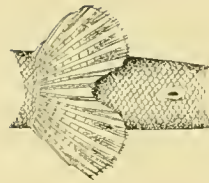
195a.



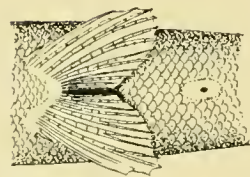
196a.



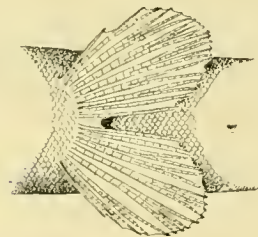
191b.



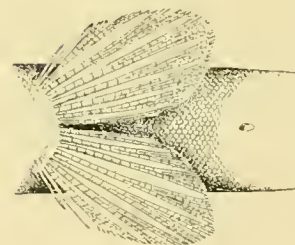
192b.



194b.



195b.



196b.

191a, b. NOTACANTHUS ANALIS. (p. 165.)

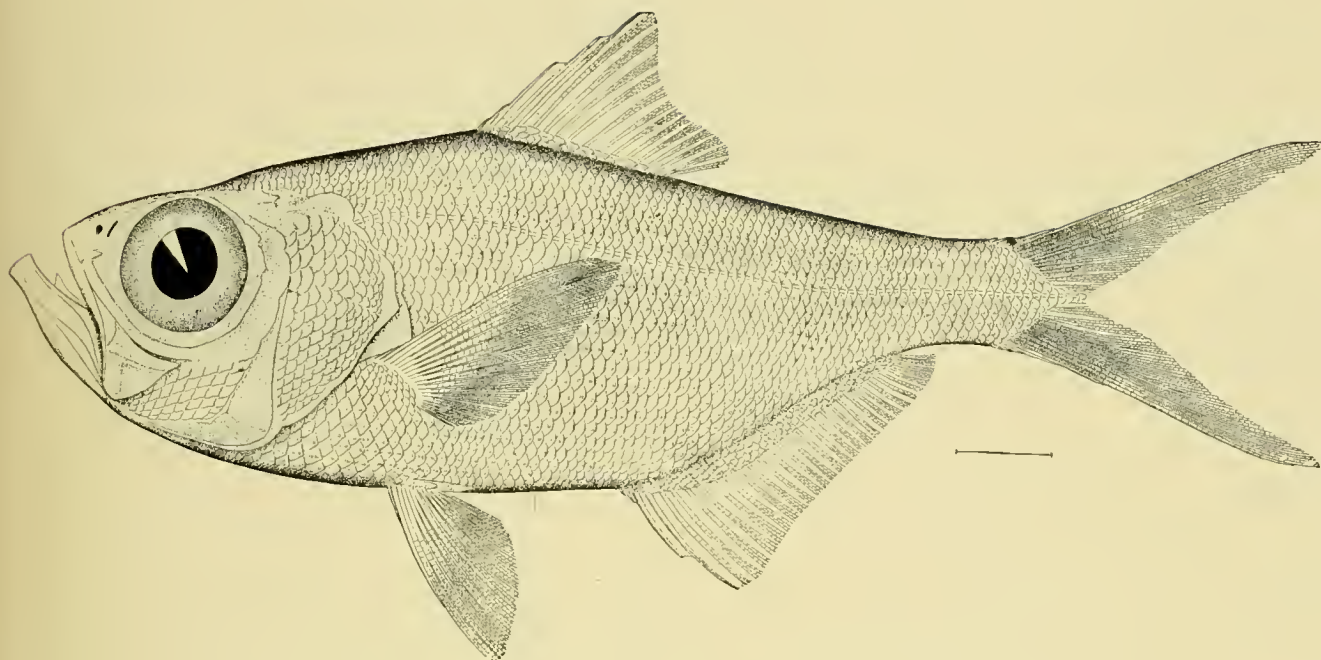
193. GIGLIOLIA MOSELEYI. (p. 169.)

195a, b. MACDONALDIA ROSTRATA. (p. 171.)

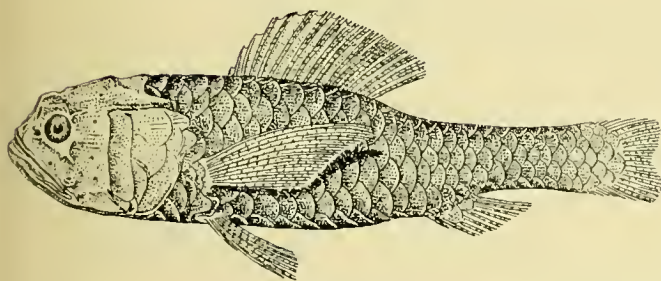
192a, b. NOTACANTHUS SEXSPINIS. (p. 163.)

194a, b. POLYACANTHONOTUS RISSOANUS. (p. 170.)

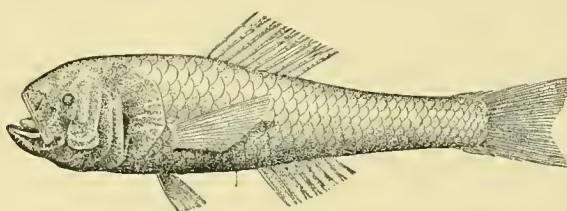
196a, b. LIPOGENYS GILLI. (p. 173.)



197



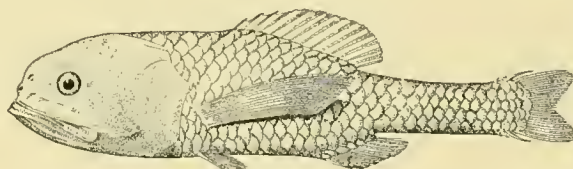
198



199



200



200a

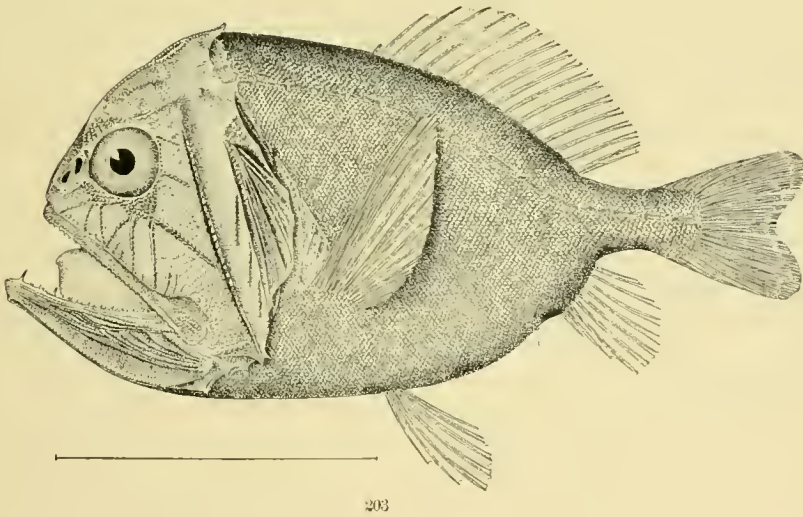

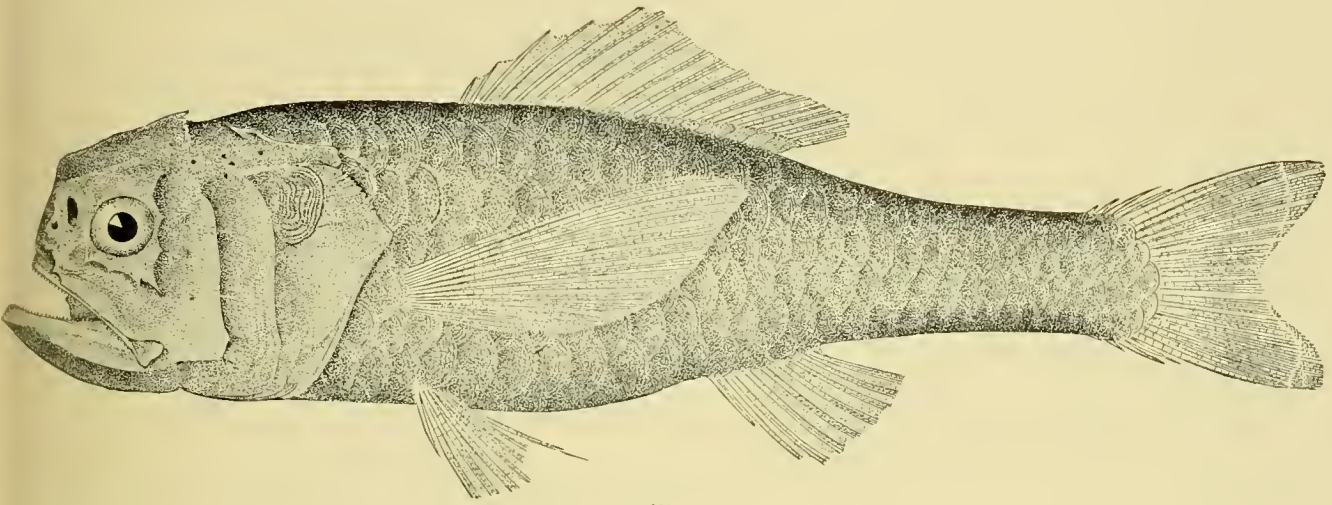
197. BERYX SPLENDENS. (p. 176.)

199. SCOPELOGADUS COCLES. (p. 182.)

198. MELAMPLES TYPHLOPS. (p. 177.)

200. POROMITRA CAPITO. (p. 183.)

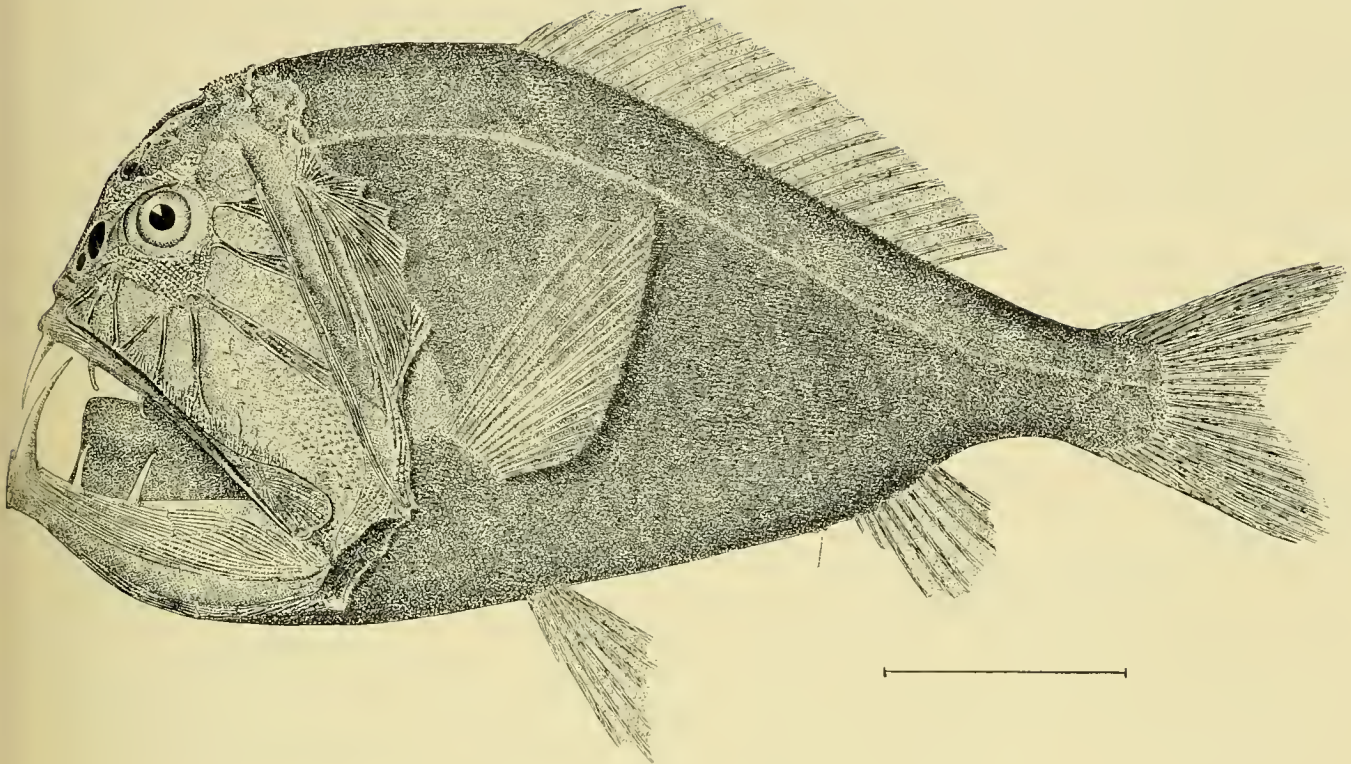
200a. PLECTROMUS CRASSICEPS. (p. 180.)



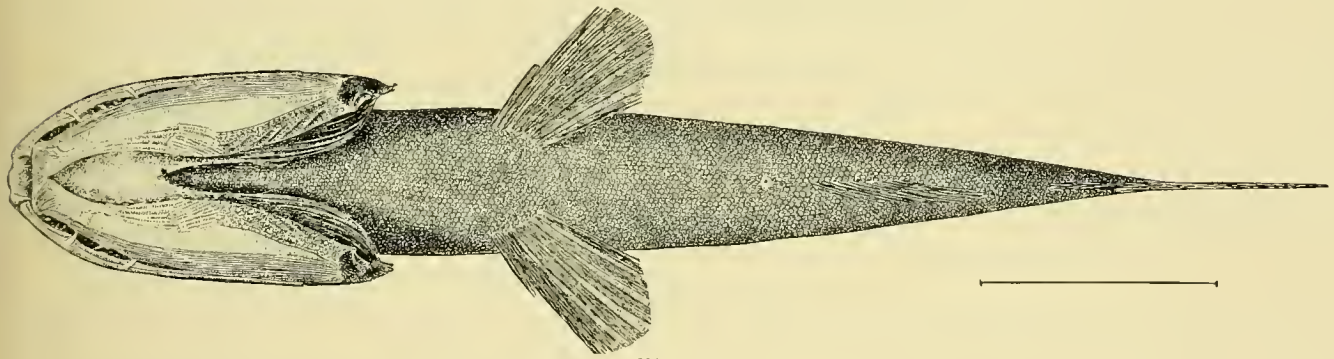
201. PLECTROMUS SUBORBITALIS. (p. 179.)

202. PLECTROMUS BEANII. (p. 179.)

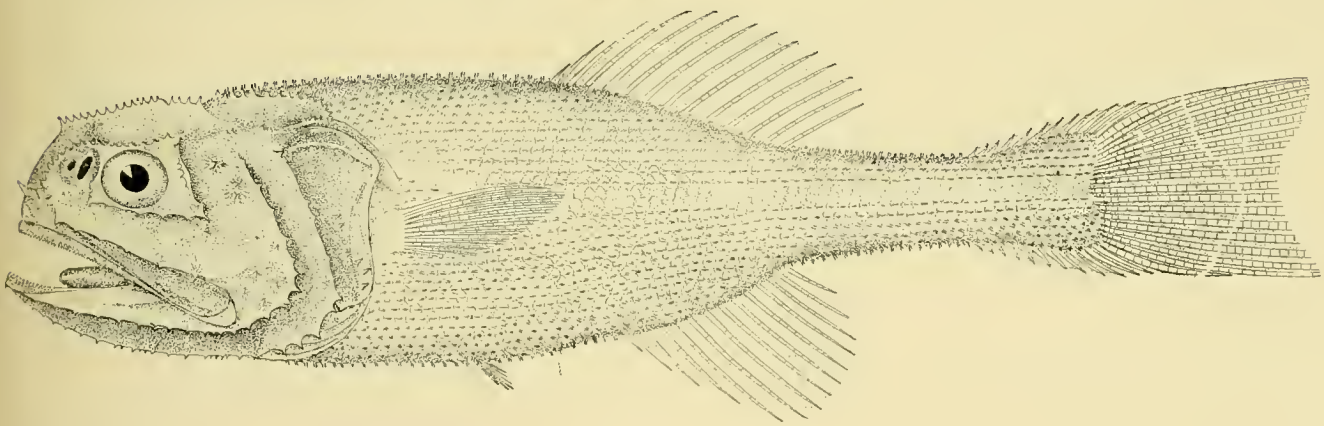
203. ANOPILOGASTER CORNUTUS. (p. 184.)



204



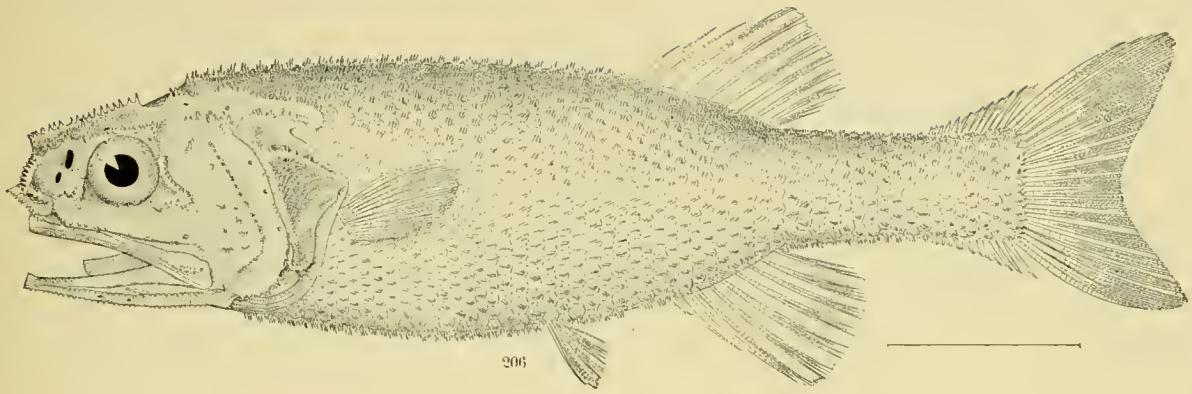
204a



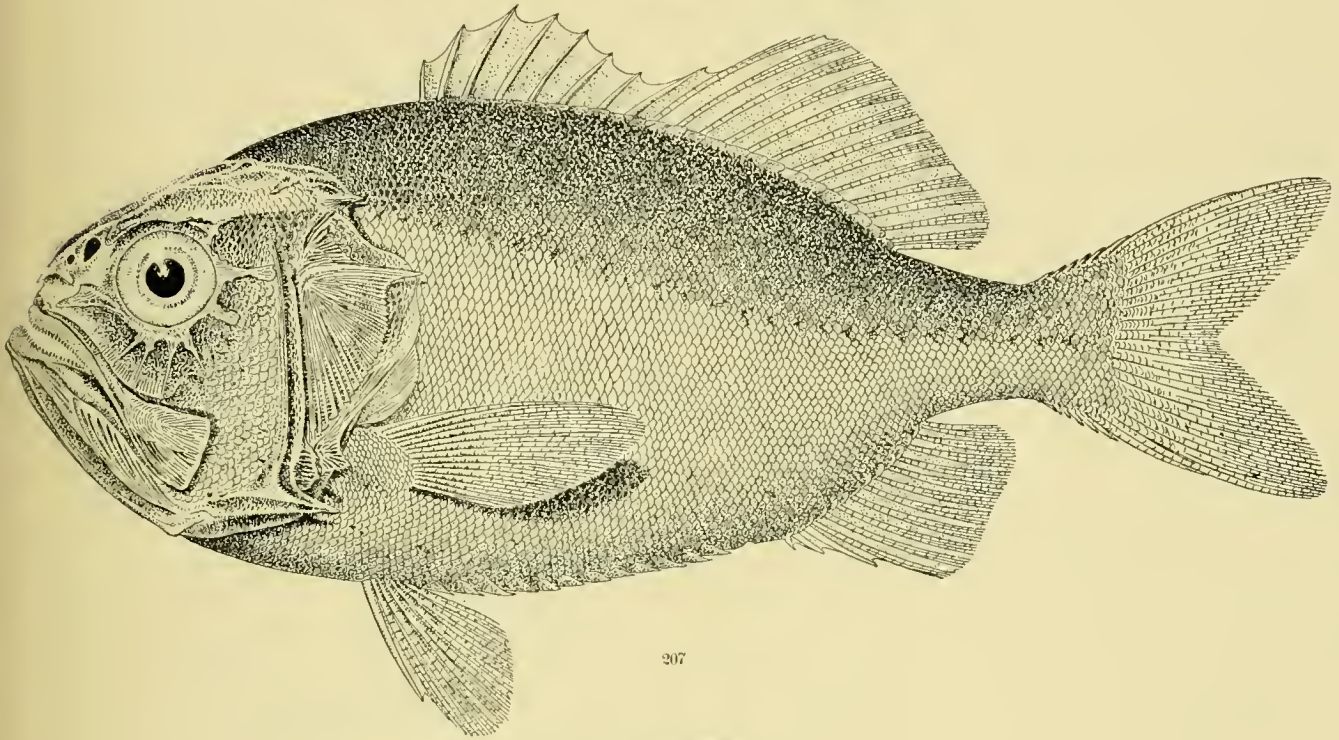
205

204, 204a. CAULOLEPIS LONGIDENS. (p. 185.)

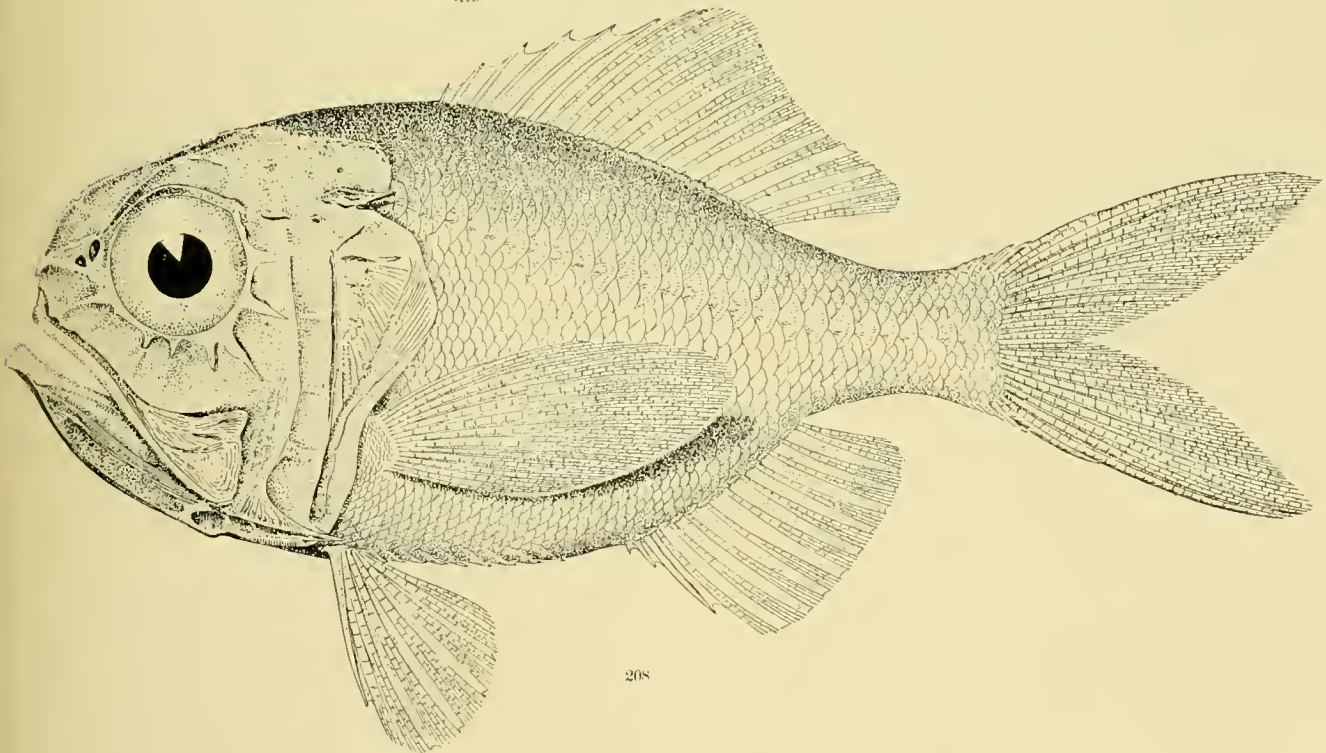
205. STEPHANOBERYX MON.Æ. (p. 186.)



206



207




208

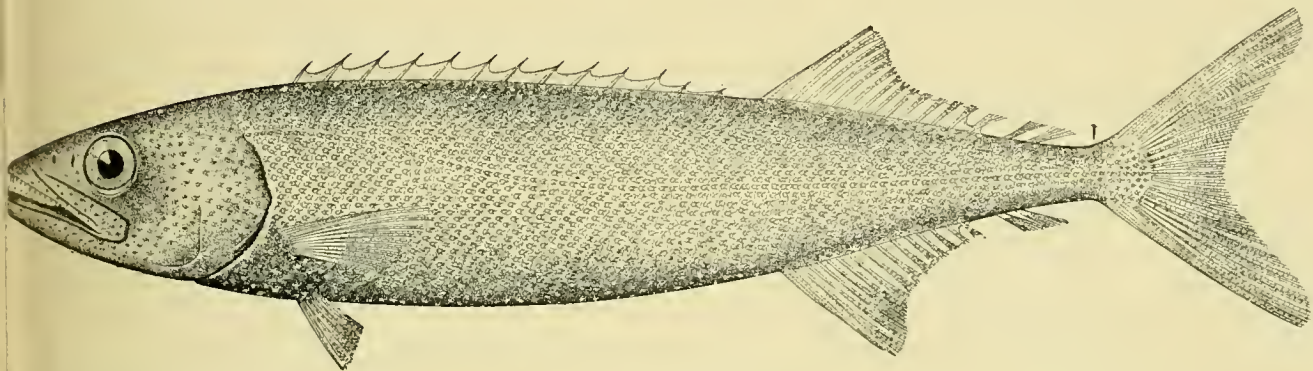
206. STEPHANOBERYX GILLII. (p. 187.)

207. TRACHICHTHYS DARWINII. (p. 188.)

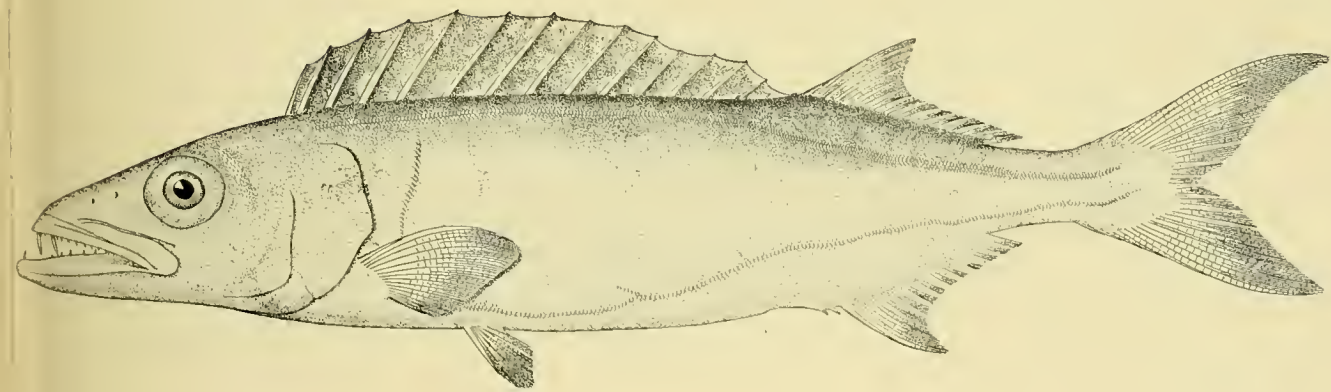
208. HOPLOSTETHUS MEDITERRANEUS. (p. 189.)



209



210



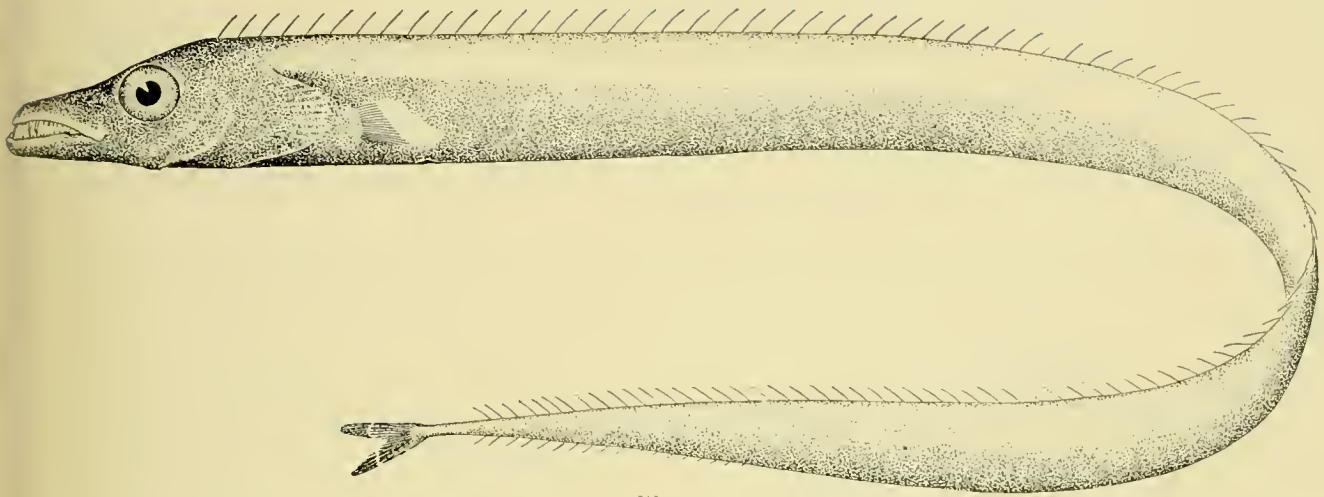
211



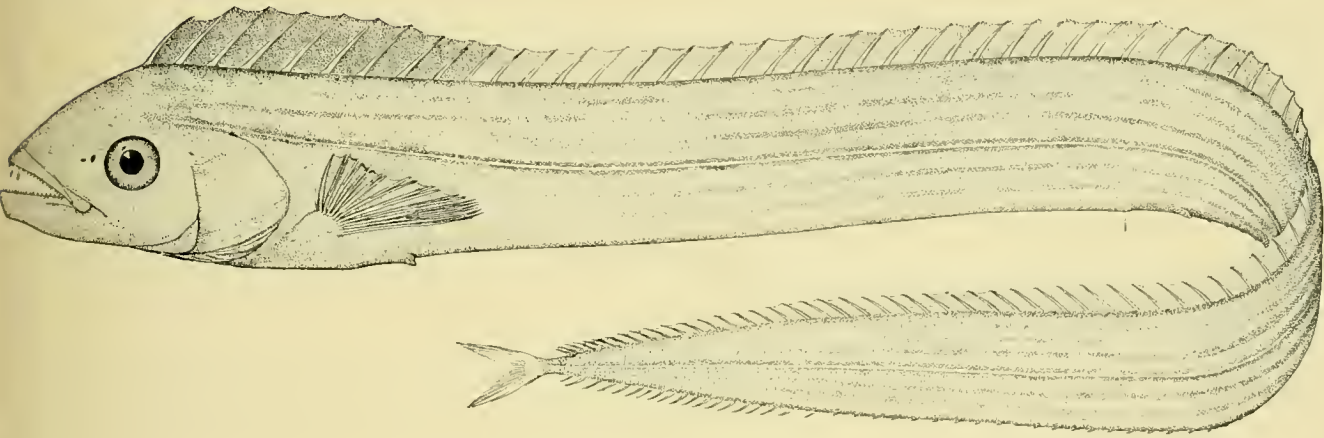
212

209. THYRSITOPS VIOLACEUS. (p. 195.)
211. EPINNULA MAGISTRALIS. (p. 198.)


210. RUVETTUS PRETIOSUS. (p. 196.)
212. DICROTUS PARVIPINNIS. (p. 201.)



213



214

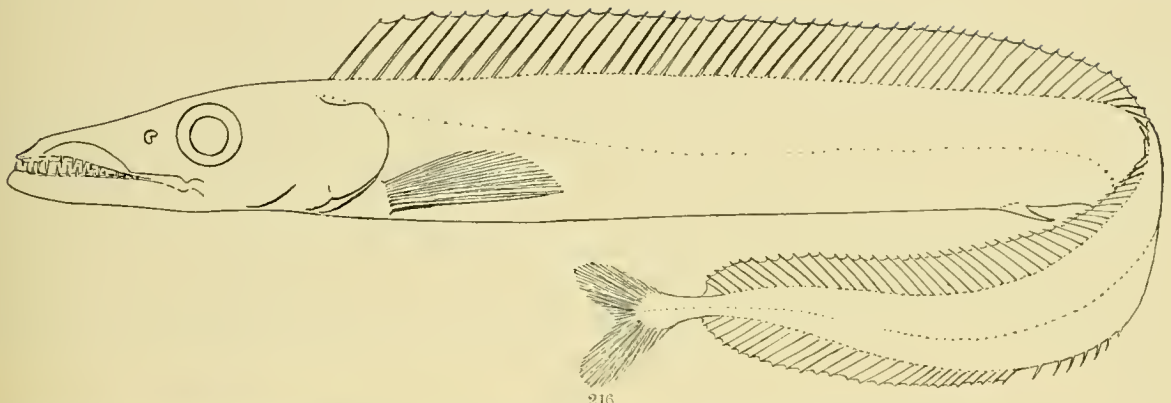


215

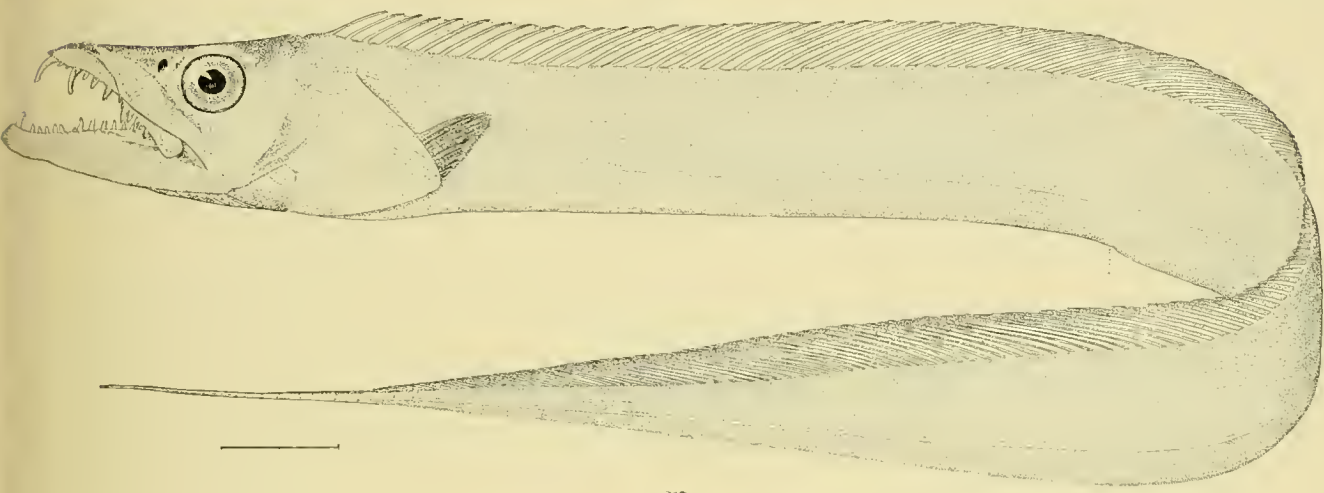
213. *LEPIDOPUS CAUDATUS*. (p. 203.)

214. *EVOXYMETOPON TENIATUS*. (p. 204.)


215. *BENTHODESMUS ATLANTICUS*. (p. 205.)



216



217




218

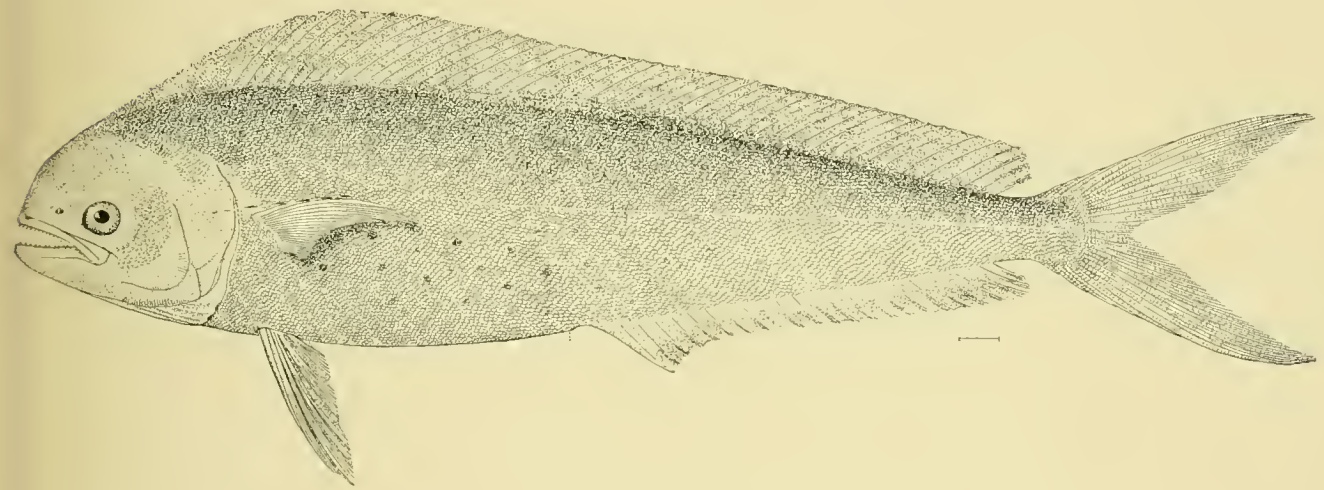
216. APHANOPUS CARBO. (p. 207.)

217. TRICHIURUS LEPTURUS. (p. 208.)

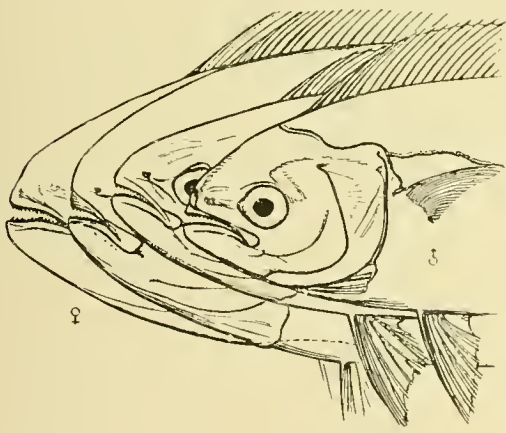
218. PTERACLIS CAROLINUS. (p. 212.)



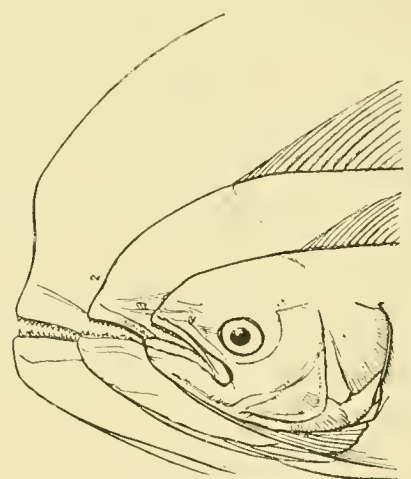
219



220



220a

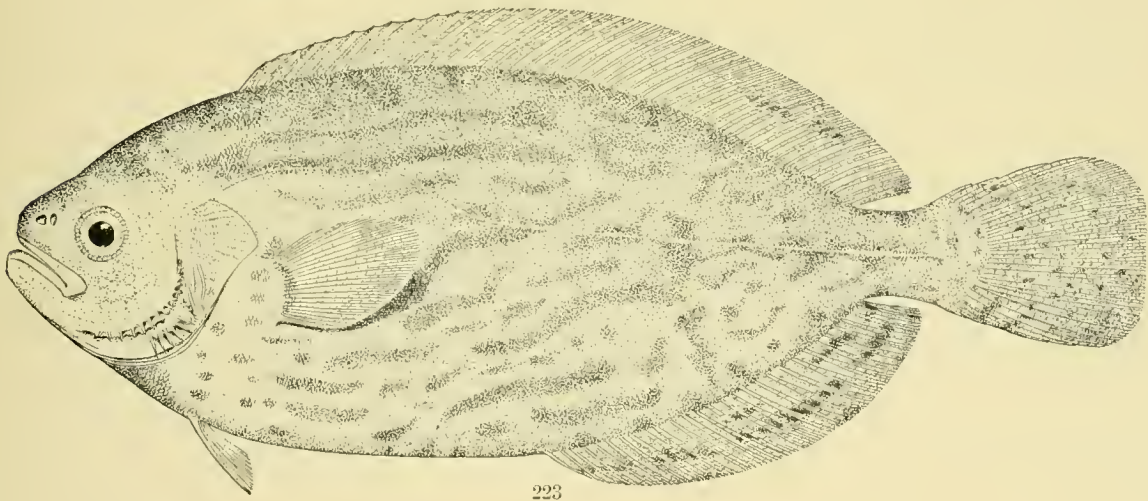
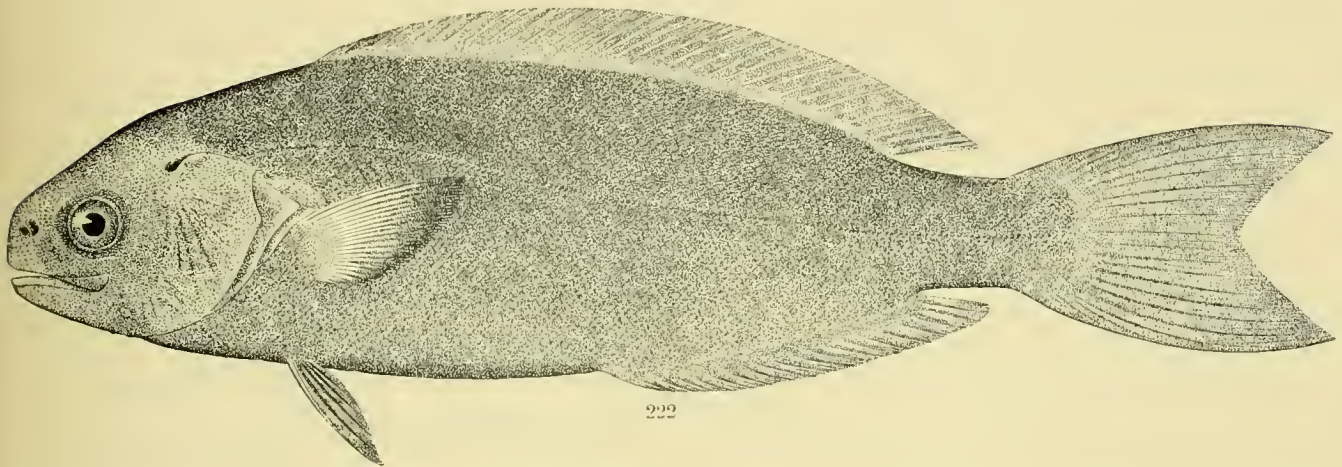
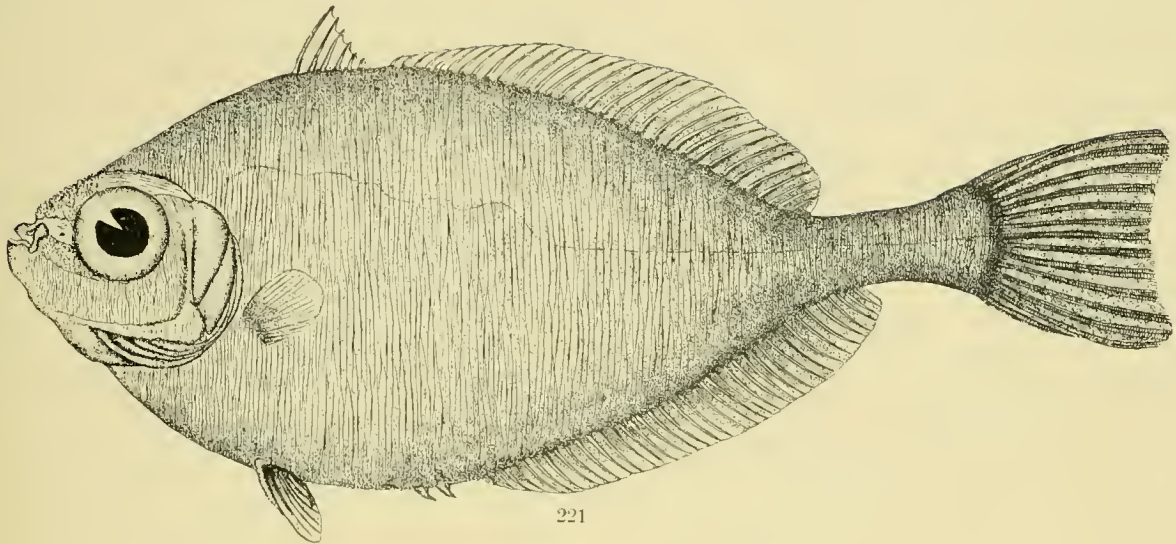


220b

219. CORYPHÆNA HIPPURUS (old male). (p. 209.)

220. CORYPHÆNA HIPPURUS (young). (p. 209.)

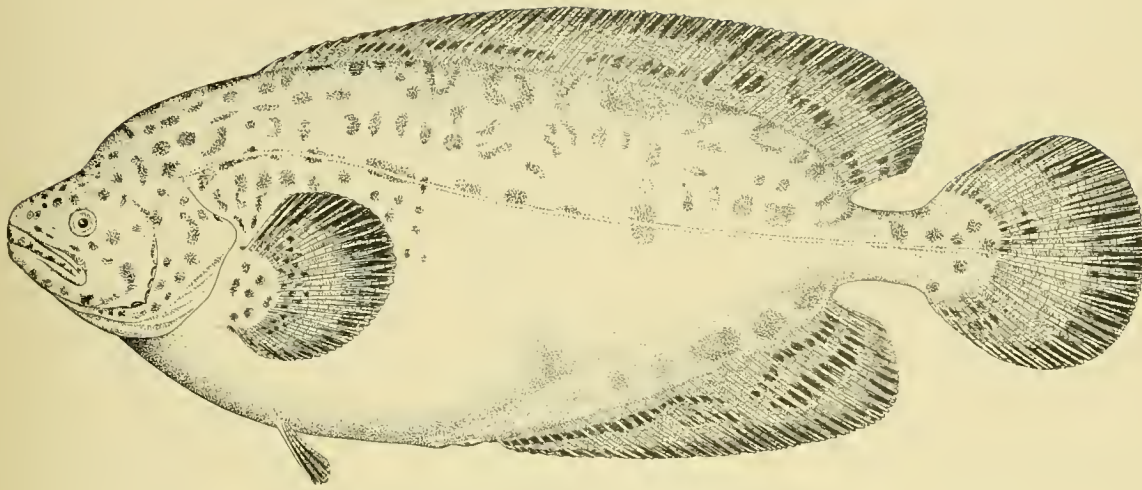
220a, b. CORYPHÆNA HIPPURUS. (p. 209.)



221. GRAMMICOLEPIS BRACHIUSCULUS. (p. 218.)

222. CENTROLOPHUS POMPILUS. (p. 214.)

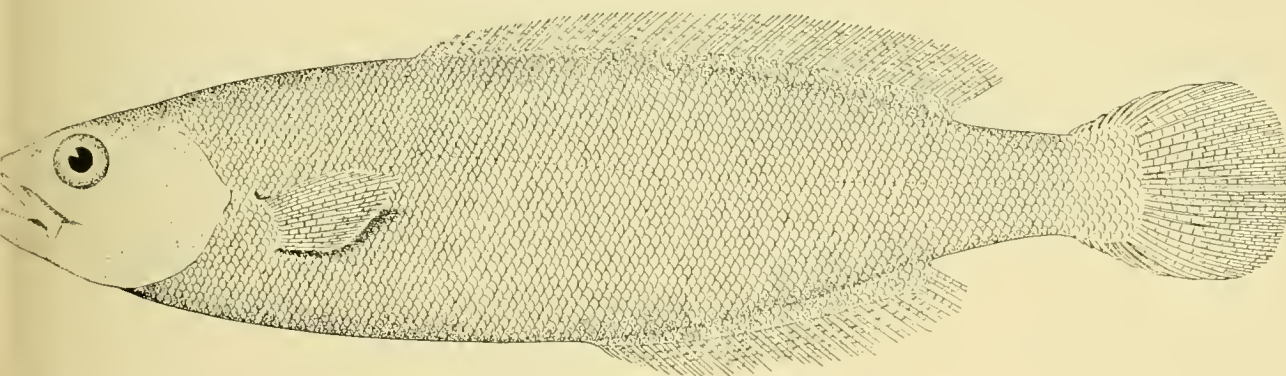
223. SCHEDOPHILUS MEDUSOPHAGUS. (p. 214.)



224

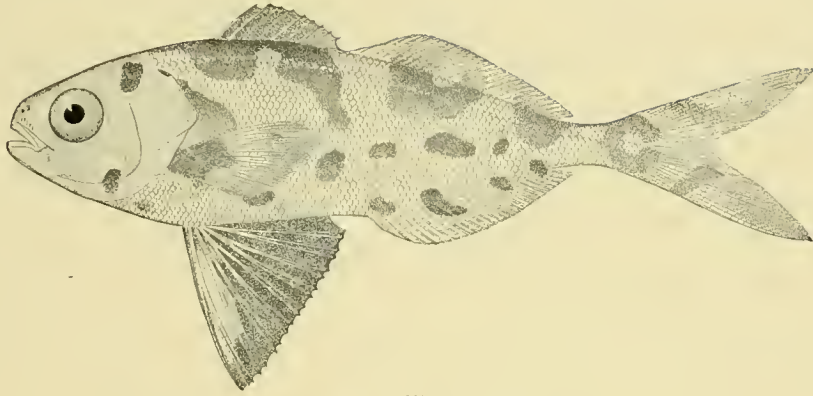


225

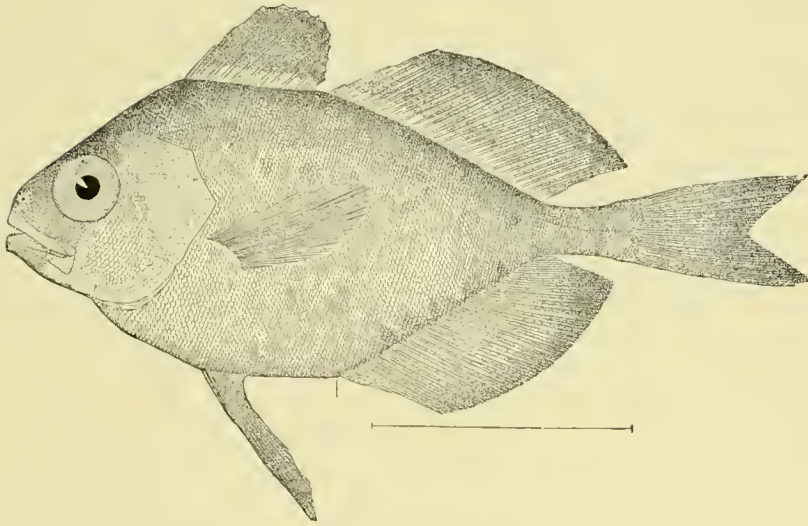


226


224. *ICOSTEUS ENIGMATICUS*. (p. 215.) 225. *ACROTUS WILLOUGHBYI*. (p. 217.)
226. *ICICHTHYS LOCKINGTONII*. (p. 216.)



227



228

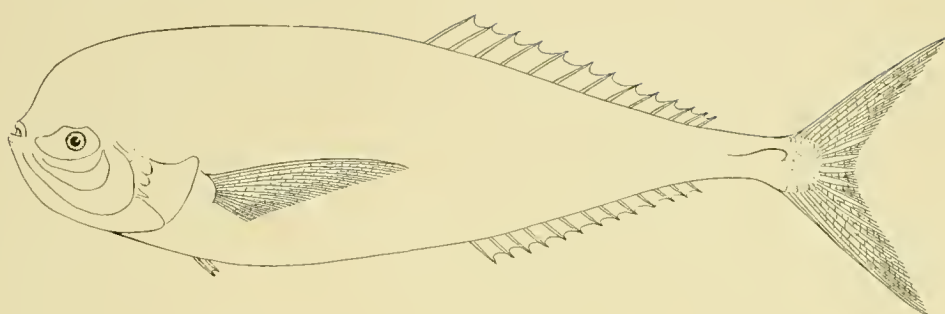


229


227. *NOMEUS GRONOVII*. (p. 220.)

228. *PSENES PELLUCIDUS*. (p. 221.)

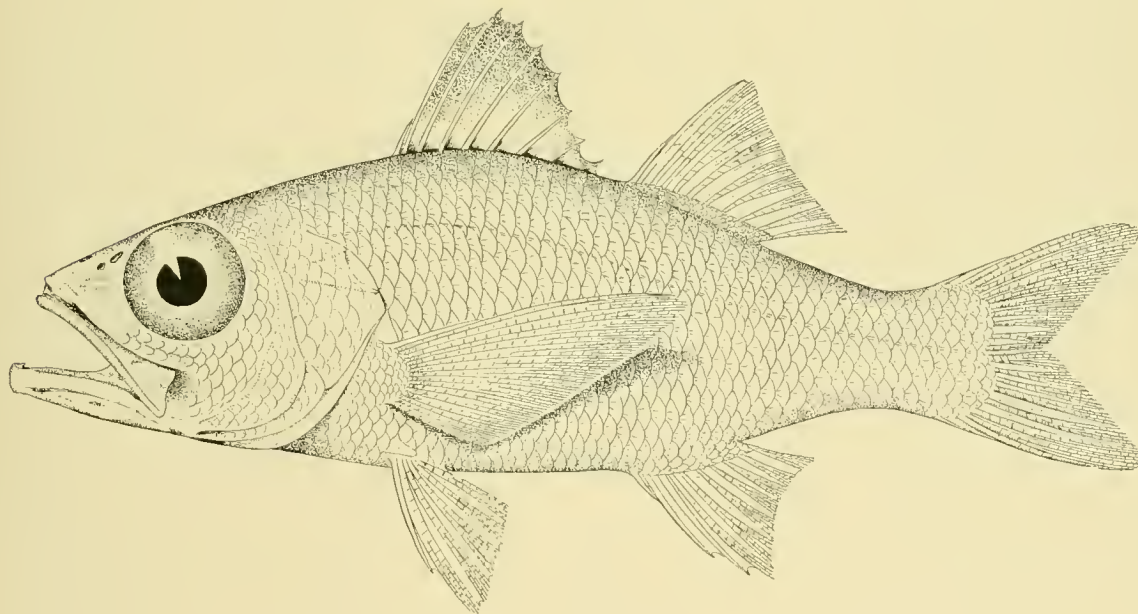
229. *PSENES MACULATUS*. (p. 221.)



230

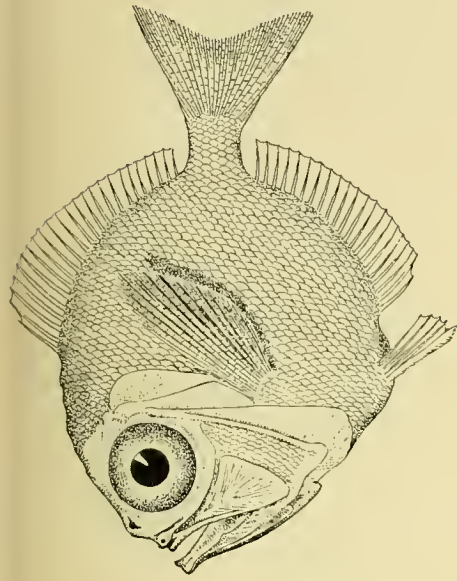


231

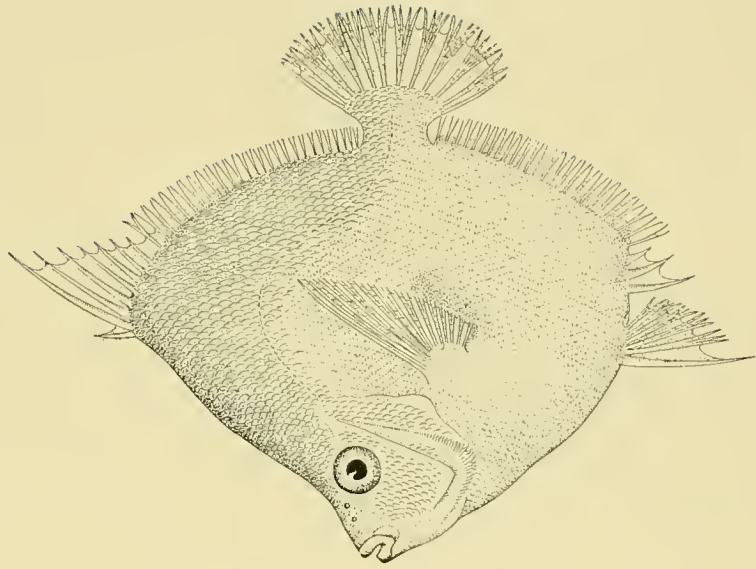


232

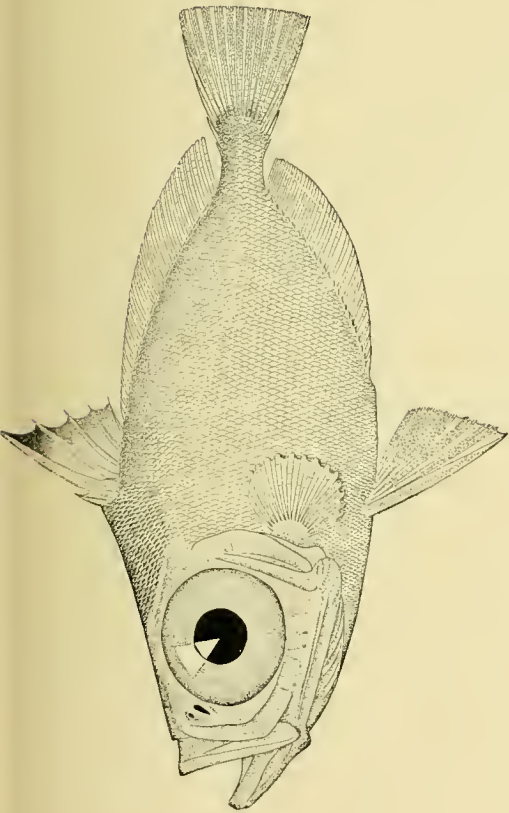
230. *LUVARUS IMPERIALIS*. (p. 222.) 231. *GLOSSAMIA PANDIONIS*. (p. 231.)
232. *VERILUS SORDIDUS*. (p. 240.)



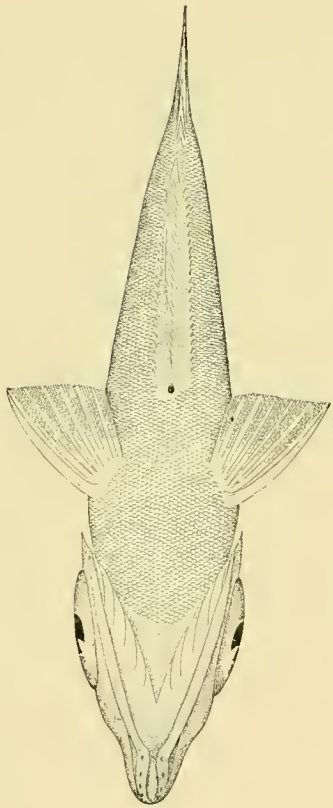
234



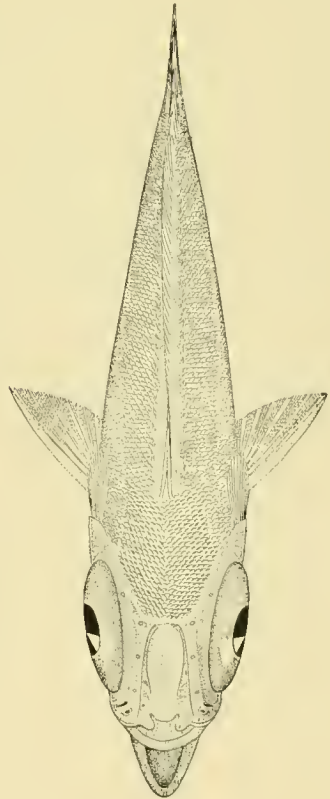
235



233



234

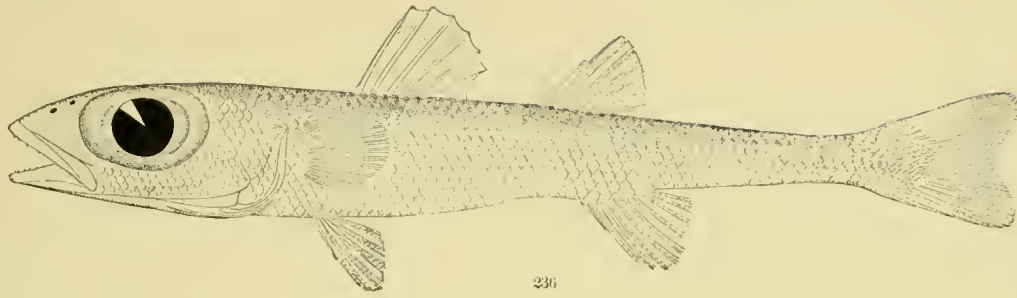


233b

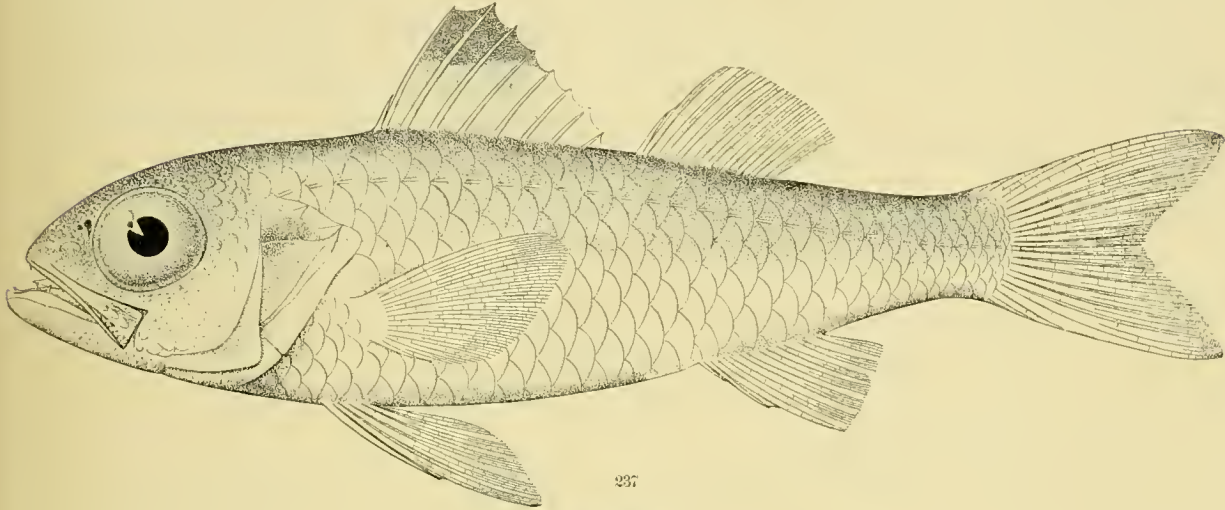
233, 233a, b. *CYTTUS HOLOLEPIS*. (p. 225.)

234. *DIRETMUS ARGENTUS*. (p. 211.)


235. *ANTIGONIA CAPROS*. (p. 229.)




236




237



238



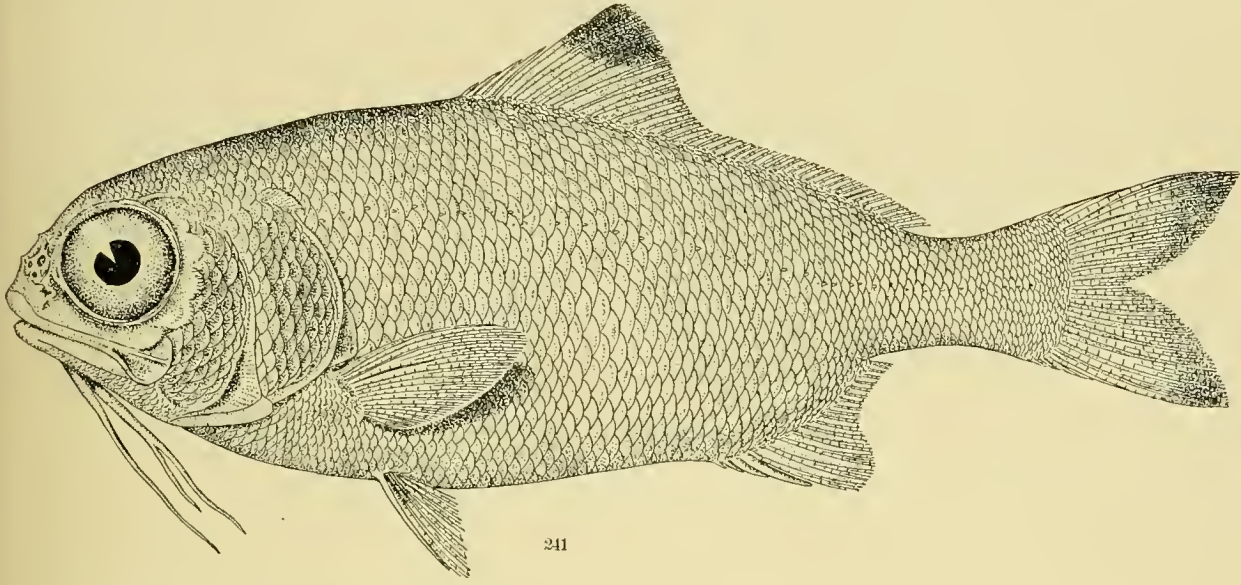
239



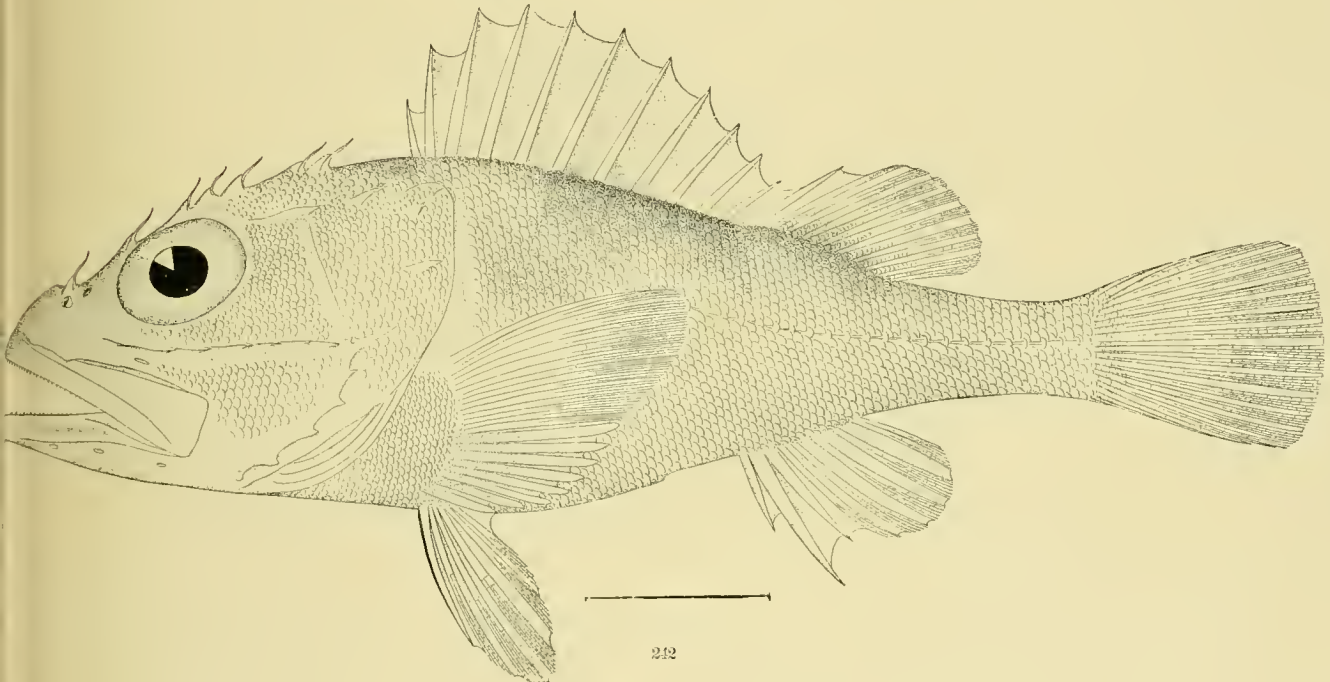
240

236. *EPIGONUS OCCIDENTALIS*. (p. 233.)
238. *POLYPRION AMERICANUM*. (p. 238.)

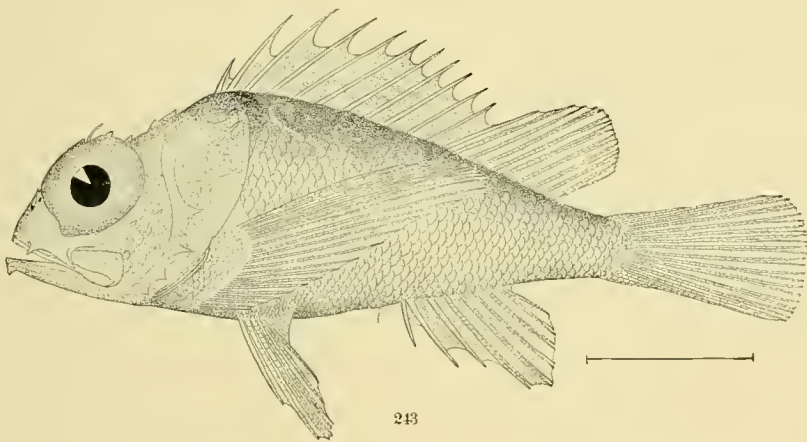
237. *HYPOCLYDONIA BELLA*. (p. 236.)
239, 240. *PSEUDOPRIACANTHUS ALTUS*. (p. 242.)



241



242

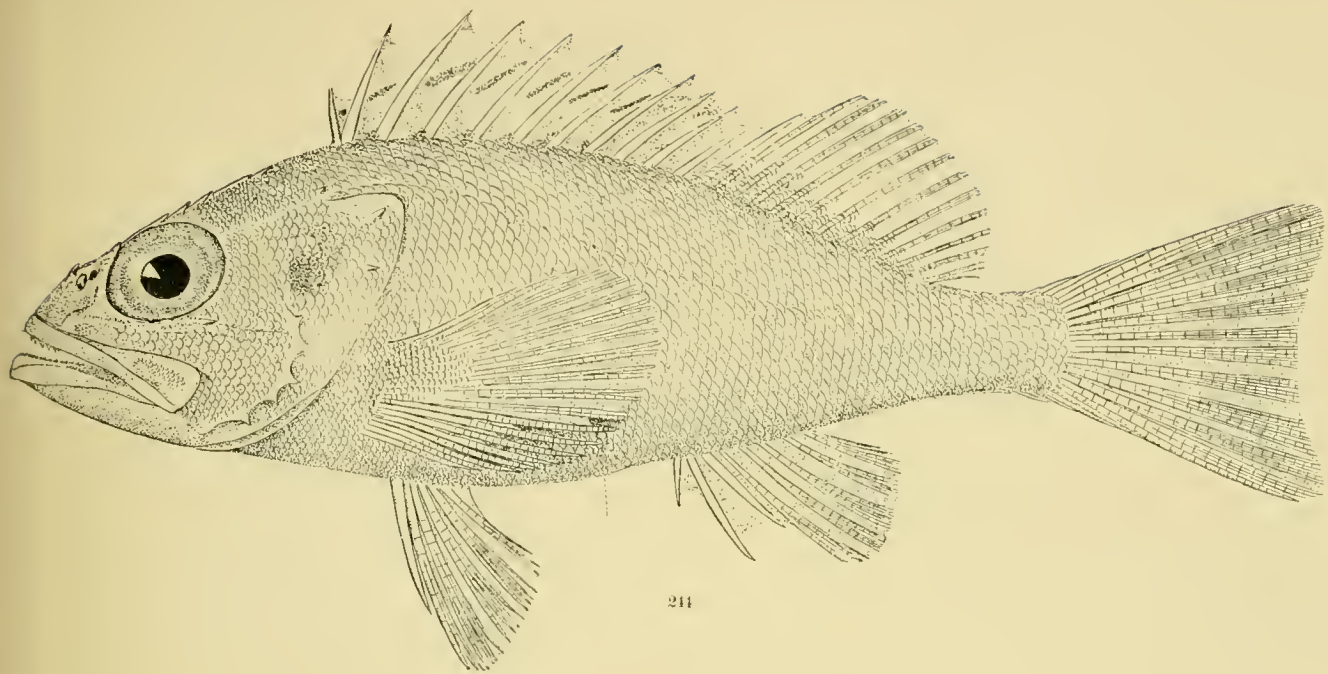


243

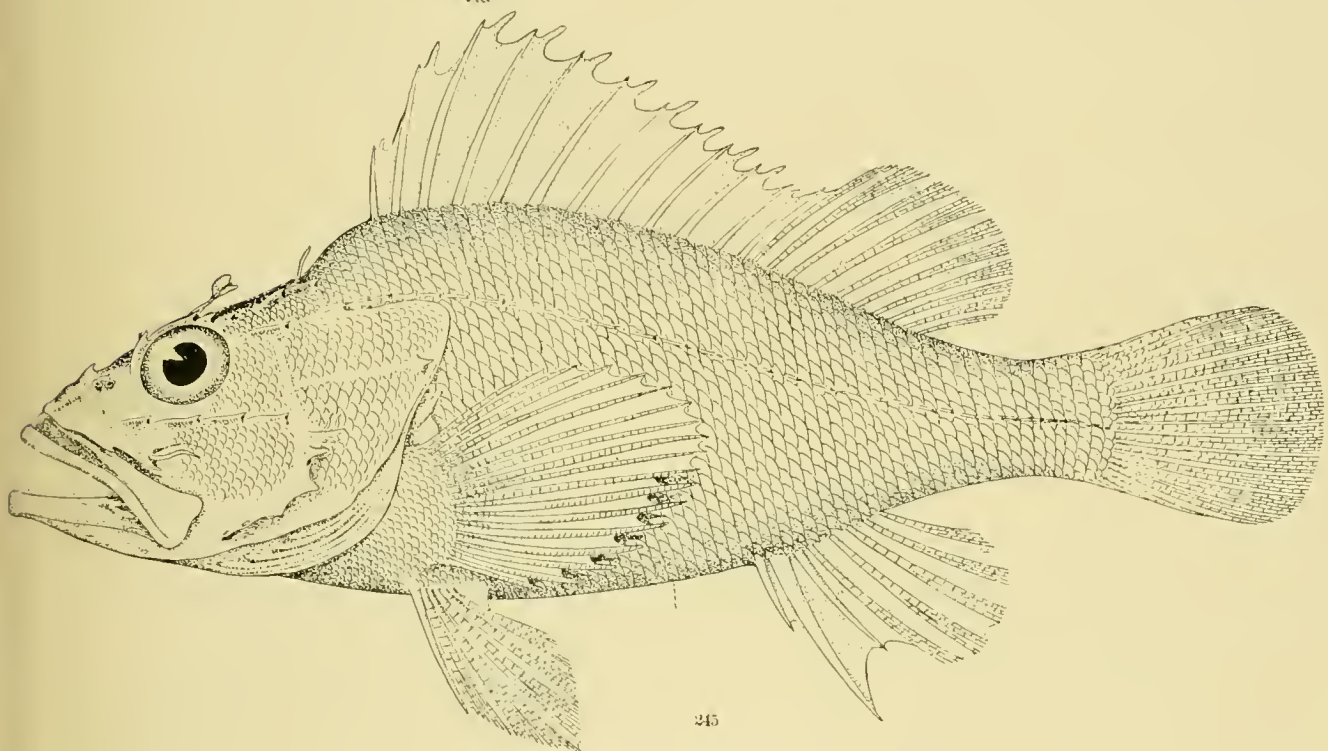
241. *POLYMIXIA NOBILIS*. (p. 243.)

242. *SCORPÆNA CRISTULATA*. (p. 246.)

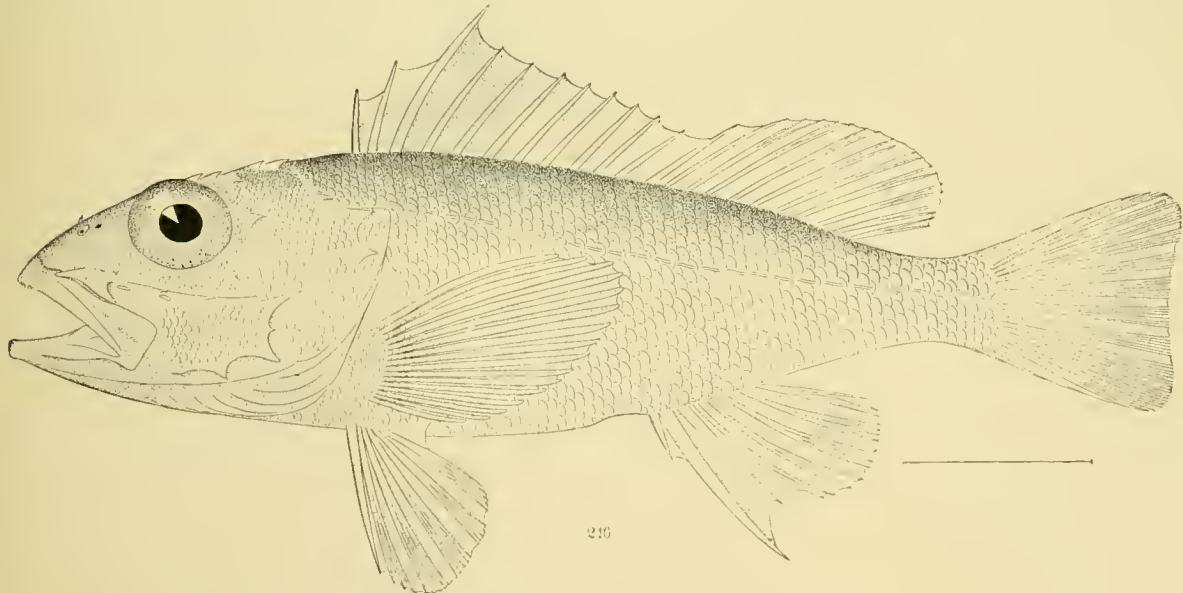
243. *SCORPÆNA AGASSIZII*. (p. 247.)



244



245




246

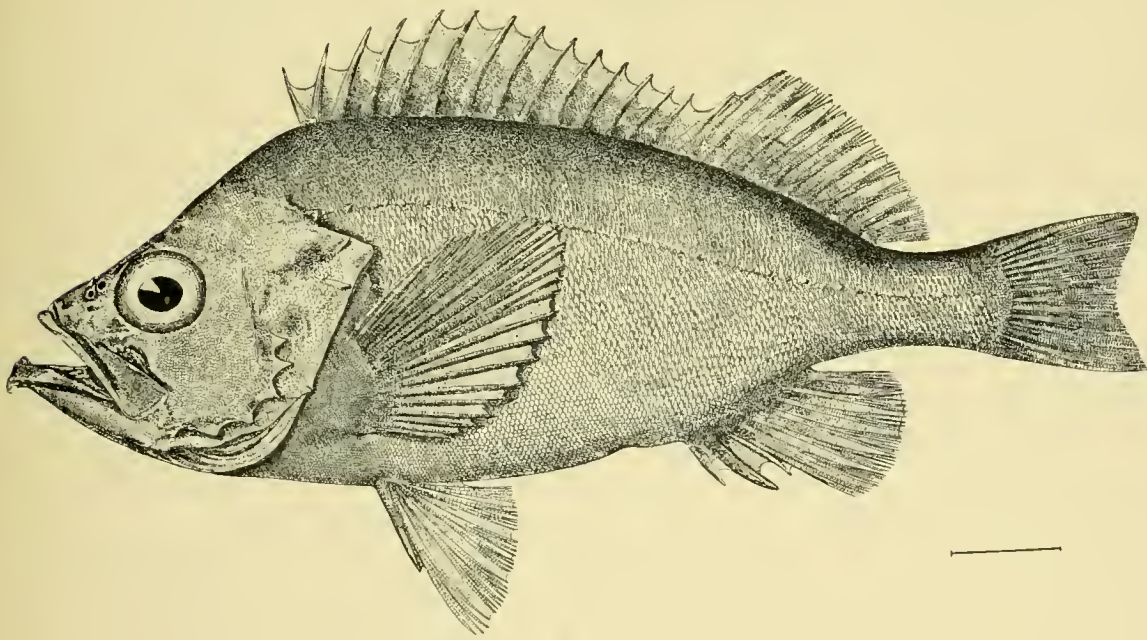
244. HELICOLENUS DACTYLOPTERUS. (p. 250.)

245. PONTINUS RATHBUNI. (p. 255.)

246. PONTINUS LONGISPINIS. (p. 258.)



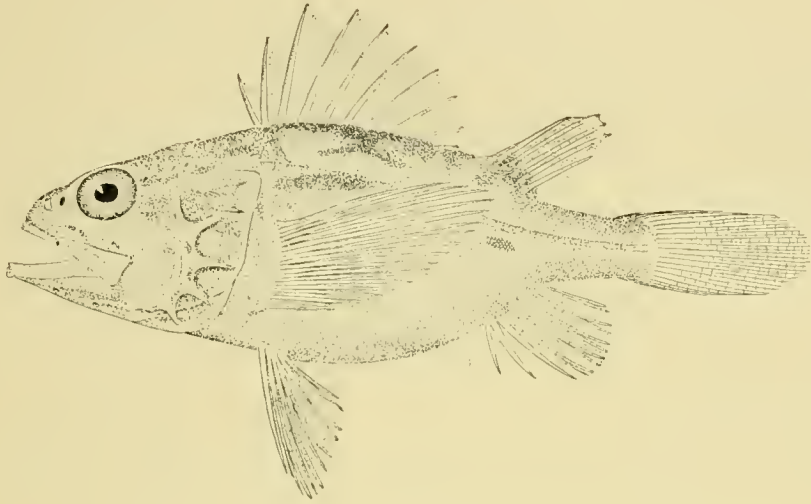
247




248

247. PONTINUS MACROLEPIS. (p. 257.)

248. SEBASTES MARINUS. (p. 260.)




249



250



251a



251



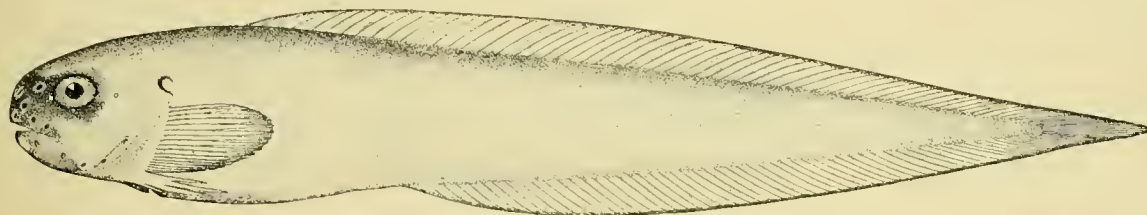
251b



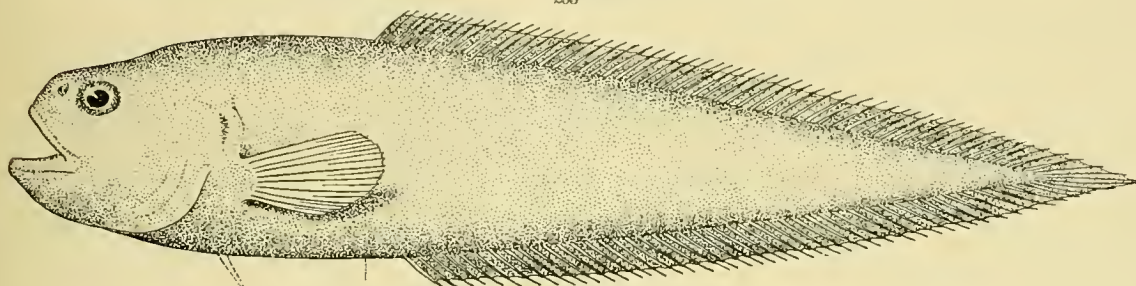
252

249. SETARCHES PARMATUS. (p. 264.)
 251, 251a, b. CAREPROCTUS RANULA. (p. 275.)

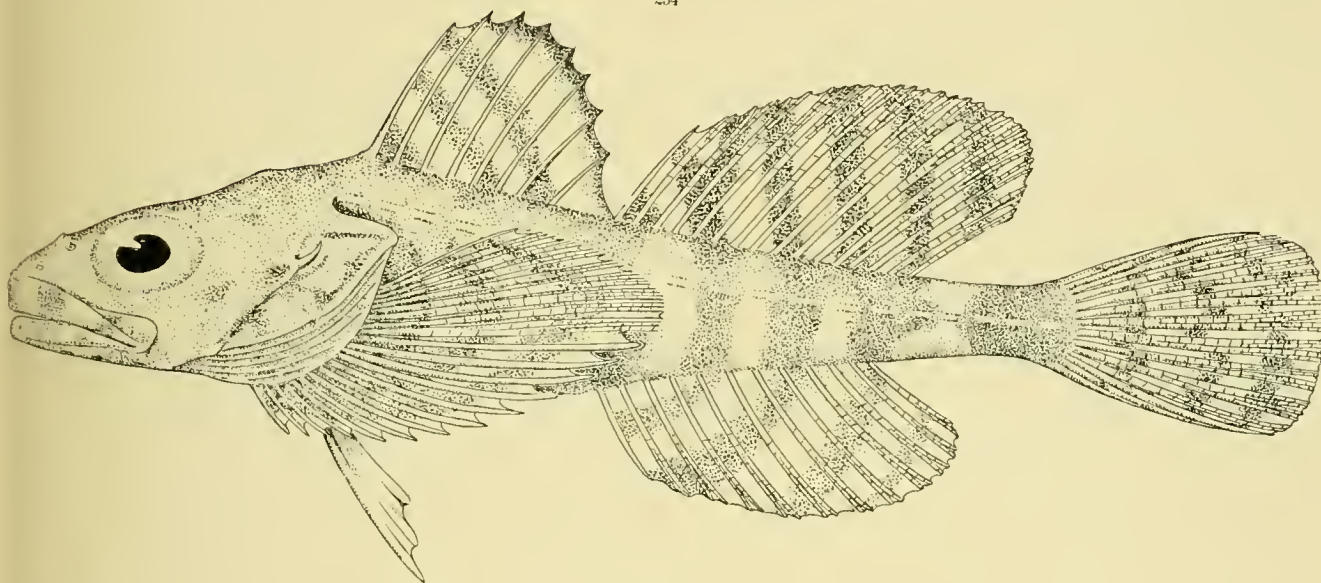
250. EUMICROTREMUS SPINOSUS. (p. 272.)
 252. MONOMITRA LIPARINA. (p. 278.)



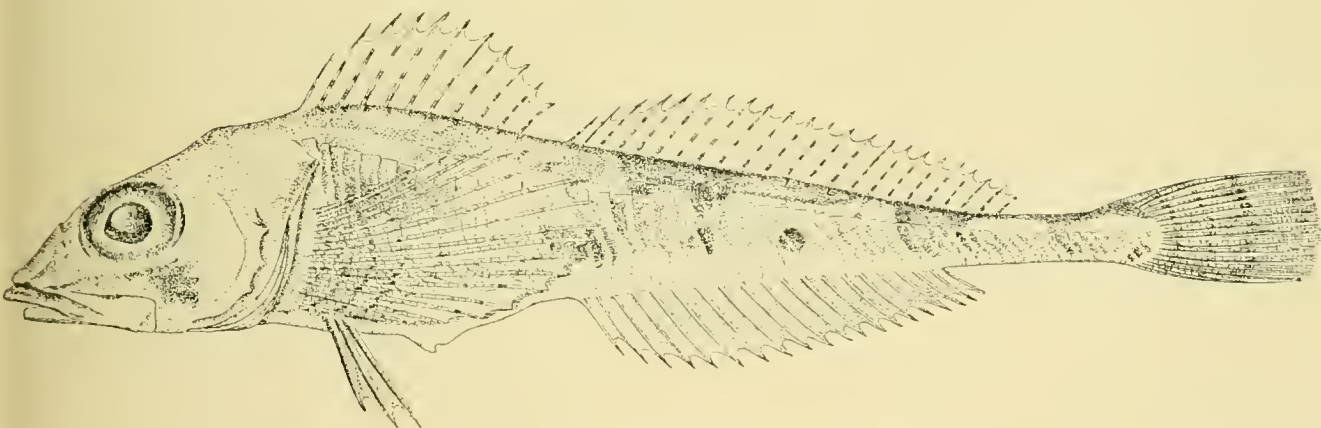
253



254



255




256

253. PARALIPARIS COPEI. (p. 279.)
255. ARTEDEIHELLUS UNCINATUS. (p. 267.)

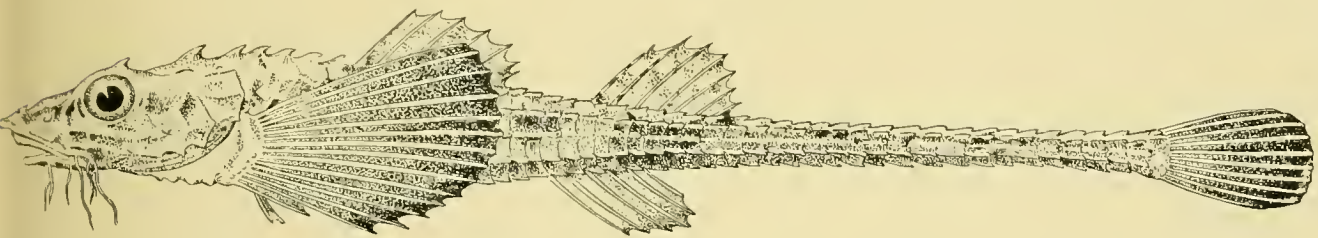
254. GYMNOLYCODES EDWARDSI. (p. 281.)
256. TRIGLOPS PINGELLI. (p. 269.)



257



258




259



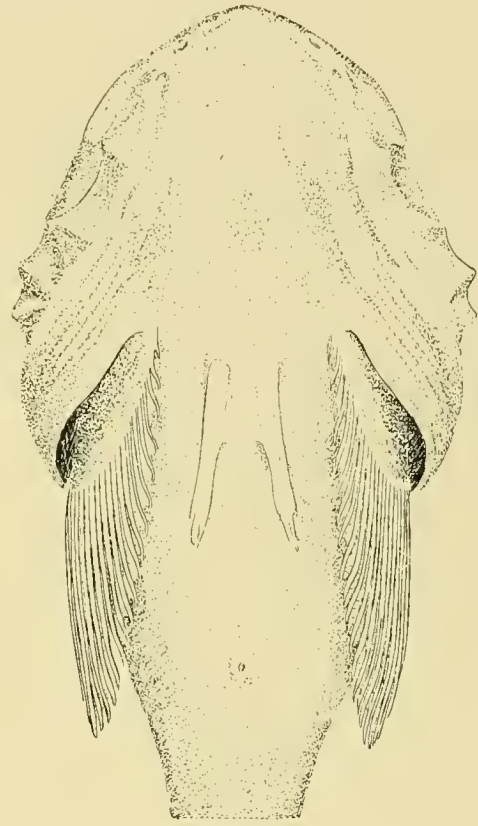
260

257. COTTUNCULUS MICRIPS. (p. 269.)
259. PODOTHECUS DECAGONUS. (p. 282.)


258. COTTUNCULUS THOMSONI. (p. 270.)
260. ASPIDOPHOROIDES MONOPTERYGIUS (p. 283.)



261a



261b



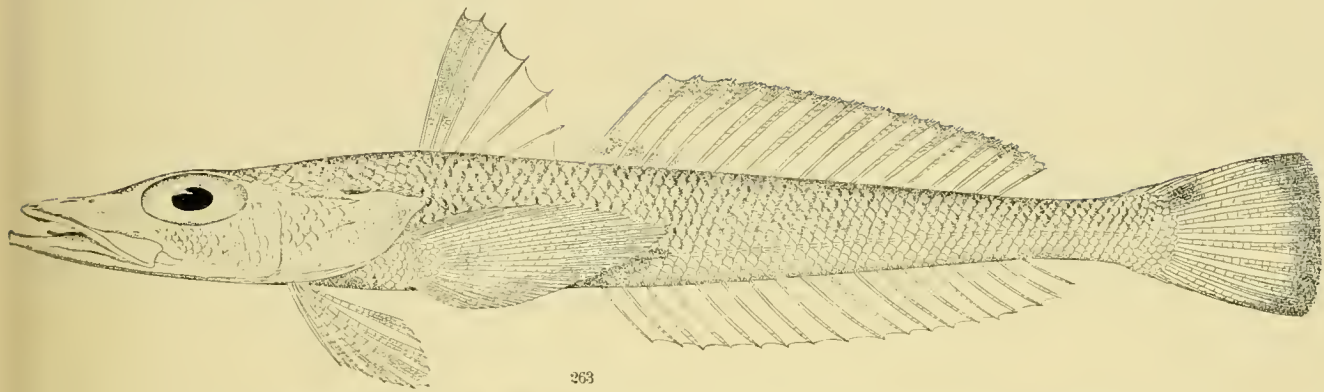
262a



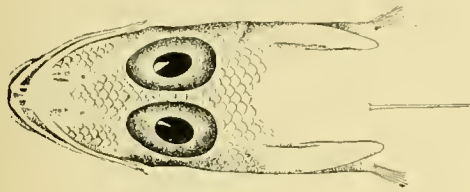
262b

261a, b. *COTTUNCULUS MICROPS*. (p. 269.)

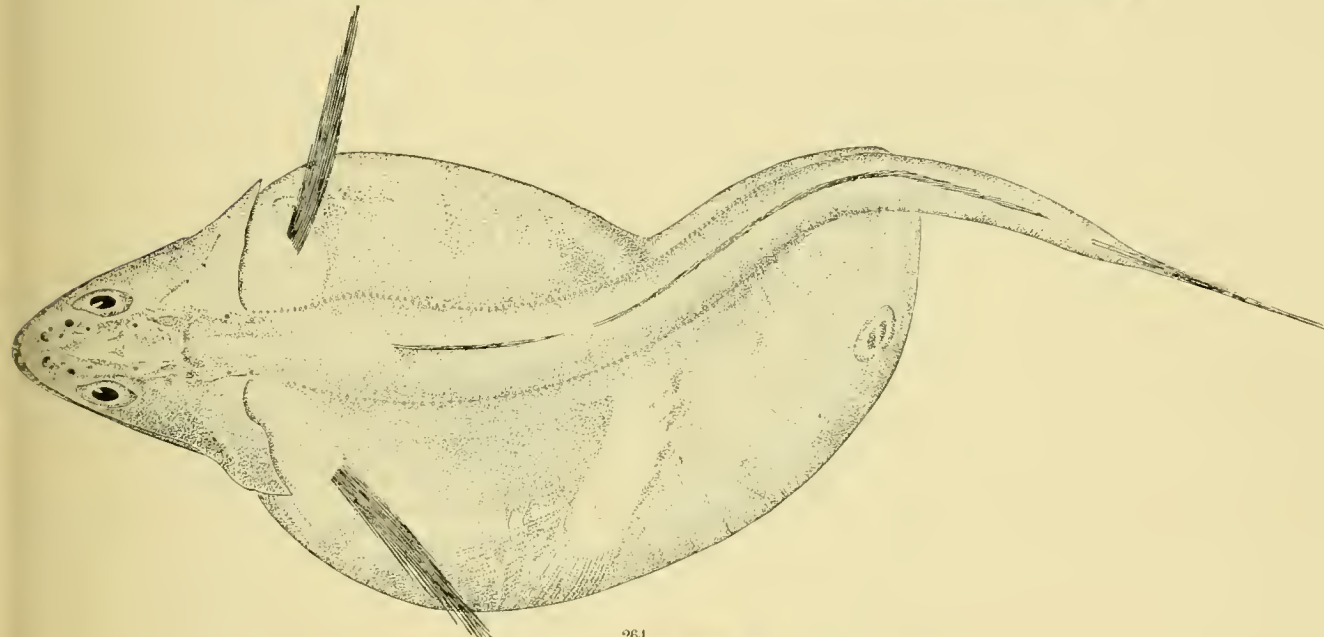
262a, b. *COTTUNCULUS THOMSONII*. (p. 270.)



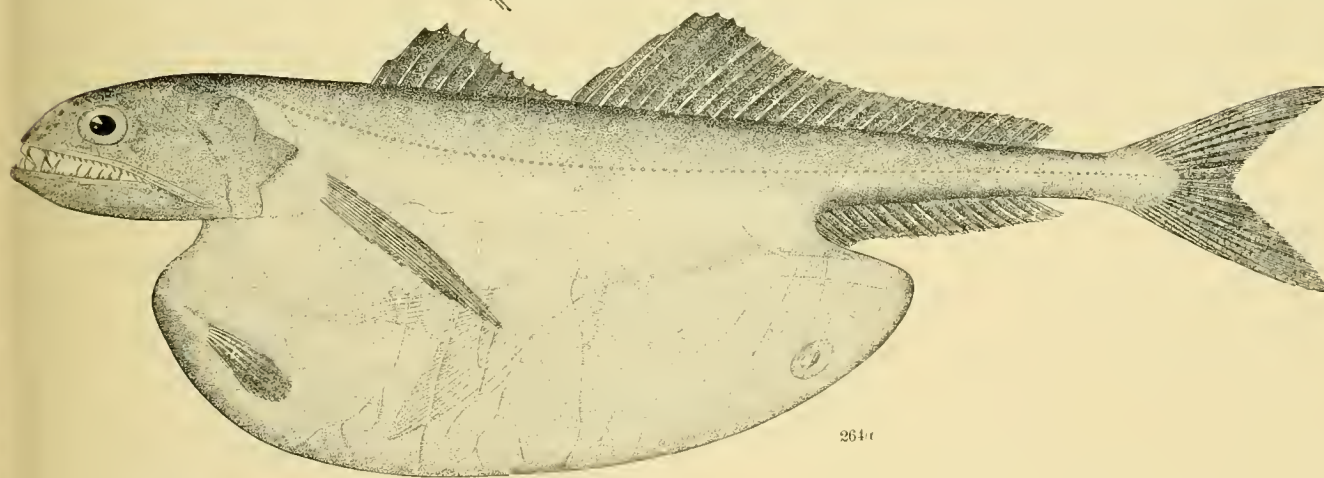
263



263a



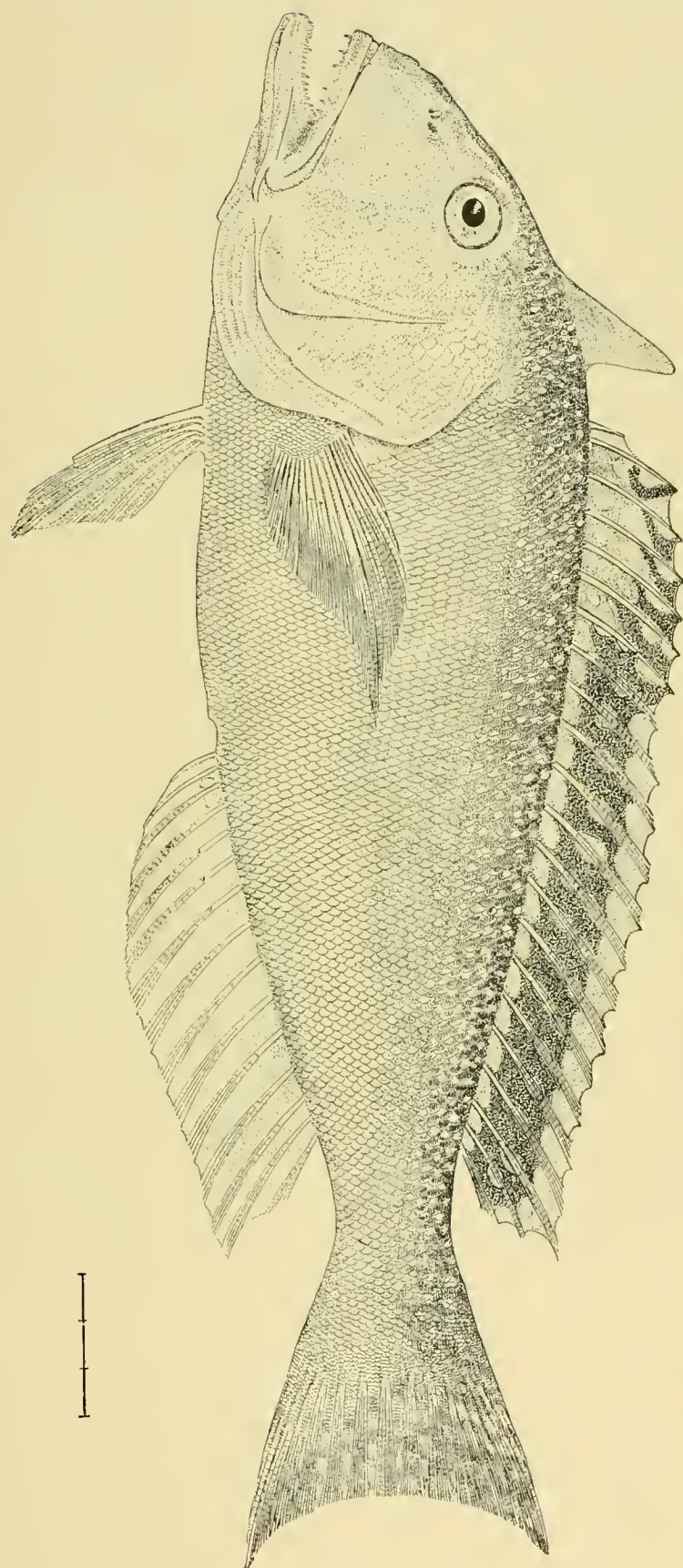
264



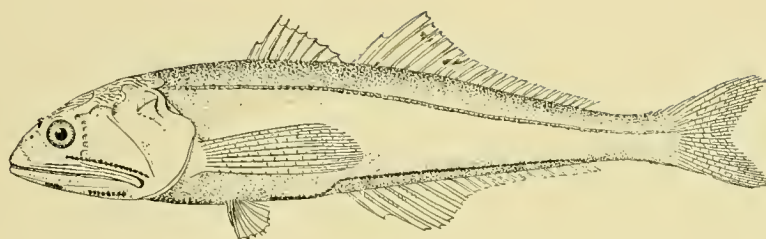
264a

263, 263a, b. HYPICOMETES GOBIOIDES. (p. 290.)

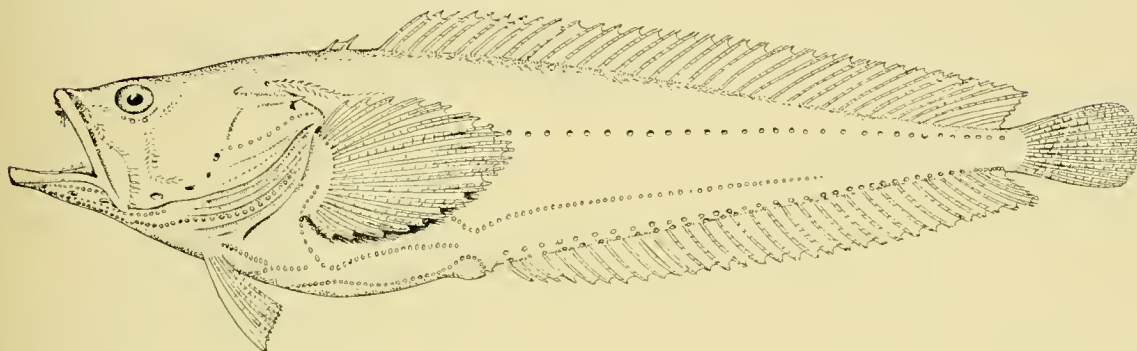
264, 264a. CHIASMODON NIGER. (p. 292.)




265. *LOPHOLATILUS CHAMAELEONTICEPS*. (p. 284.)



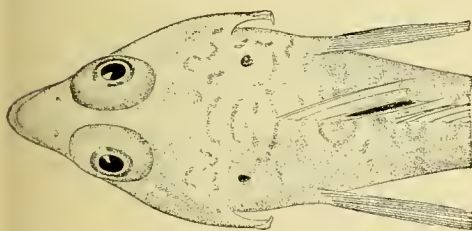
266



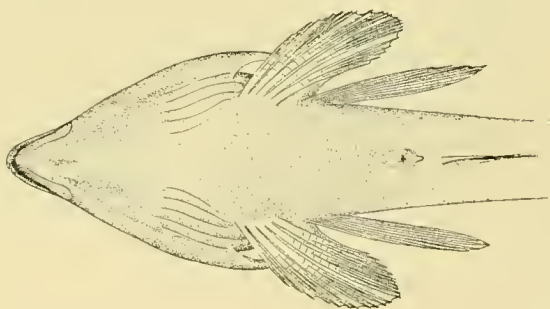
267



268



268a

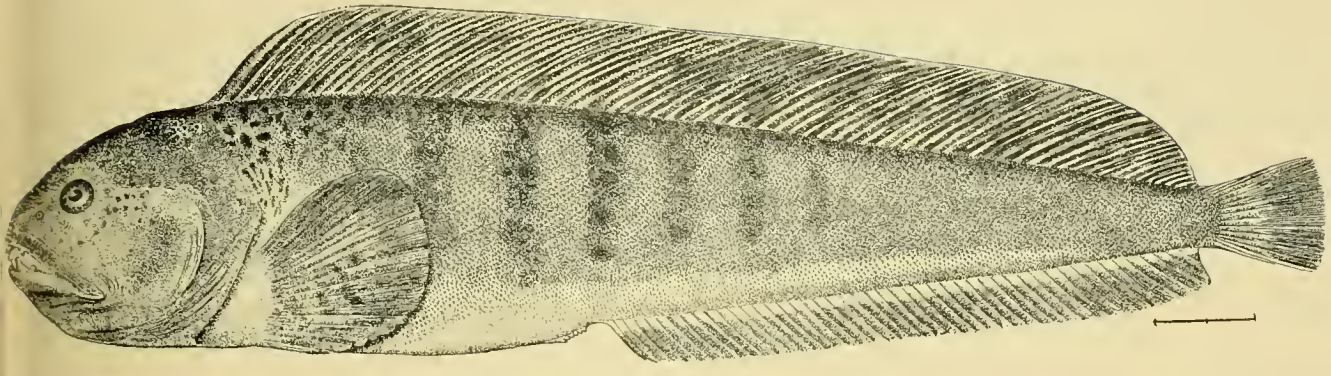


268b

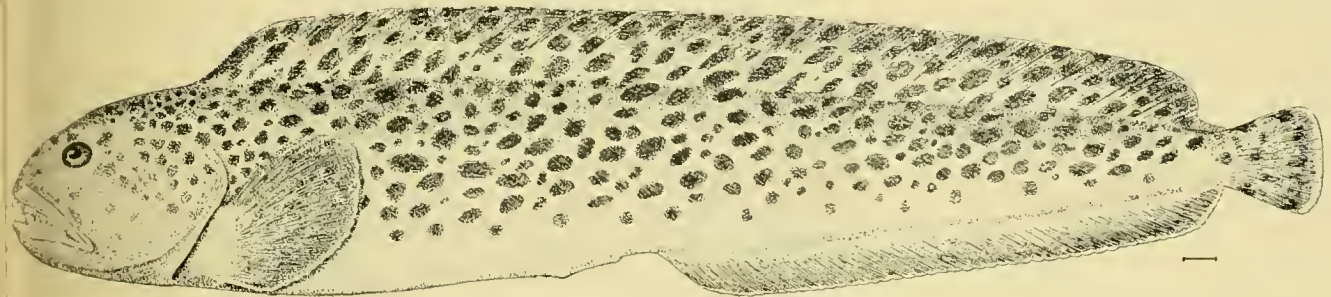
266. PSEUDOSCOPELUS SCRIPTUS. (p. 292.)

267. PORICHTHYS POROSISSIMUS. (p. 294.)

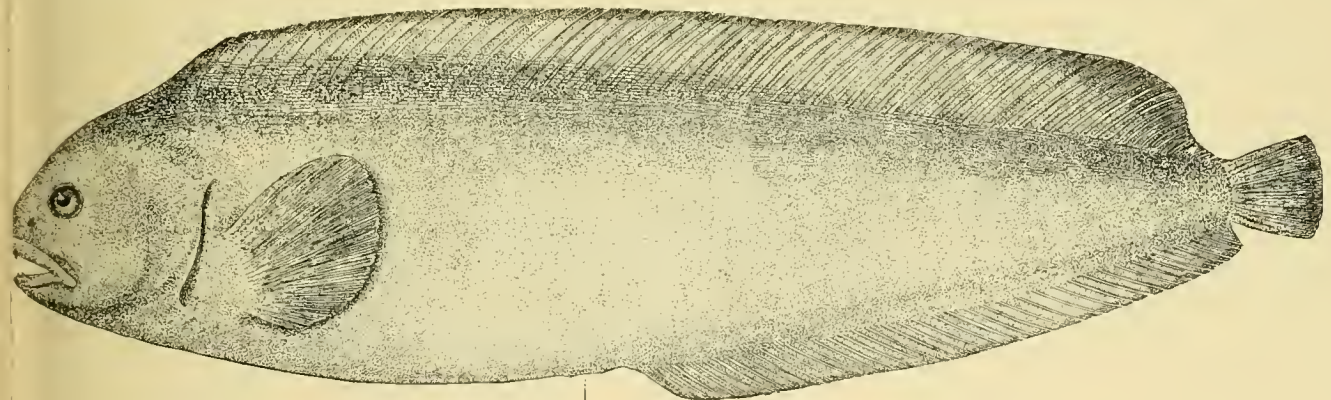
268, 268a, b. CALLIONYMUS HIMANTOPHORUS. (p. 296.)



269



270




271

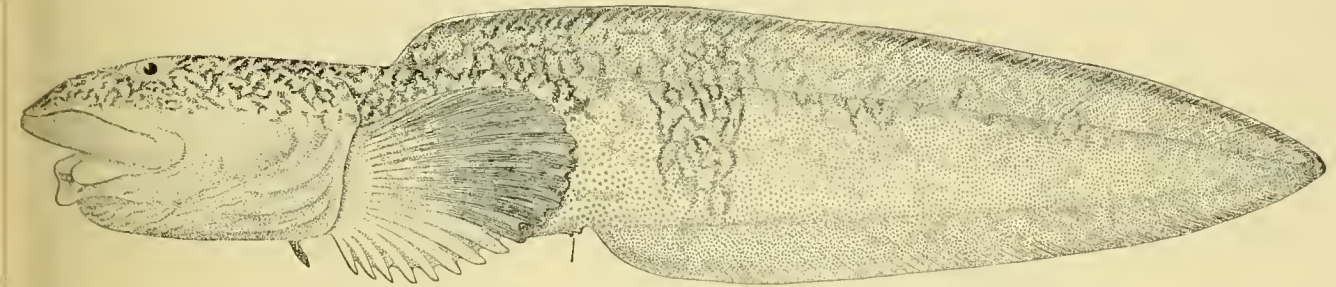
269. ANARRHICHAS LUPUS. (p. 299.)

270. ANARRHICHAS MINOR. (p. 301.)

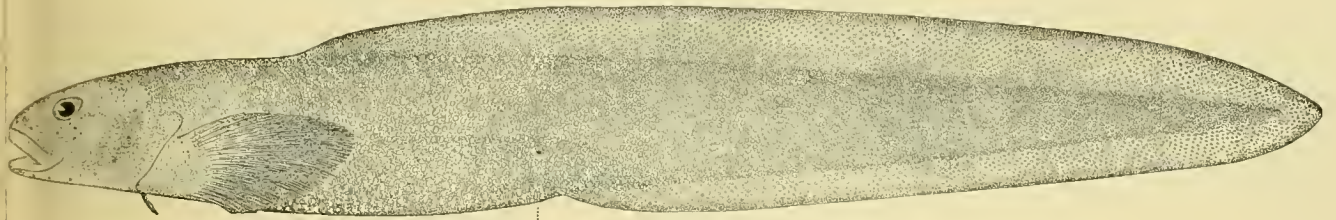
271. ANARRHICHAS LATIFRONS. (p. 301.)



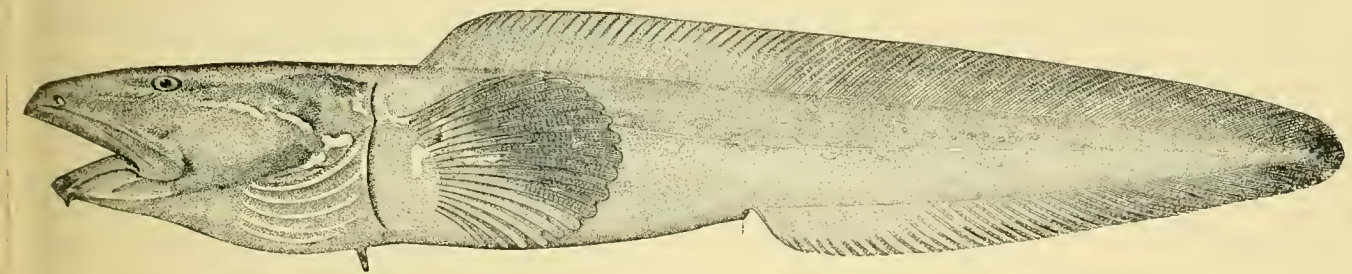
272



273



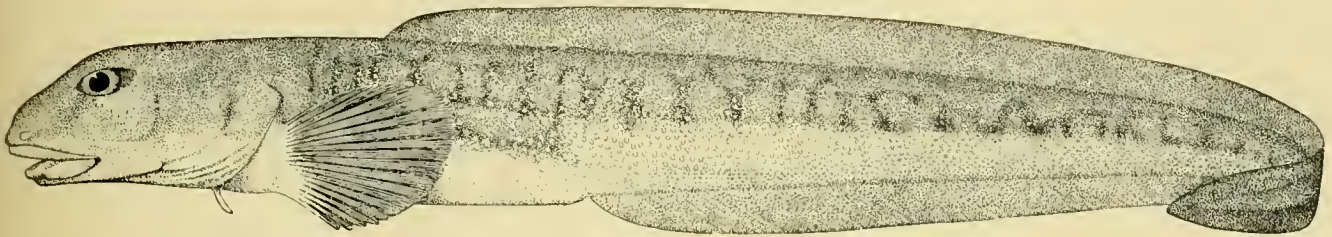
274



275

272. LYCODES ESMARKII. (p. 303.)
274. LYCODES FRIGIDUS. (p. 305.)

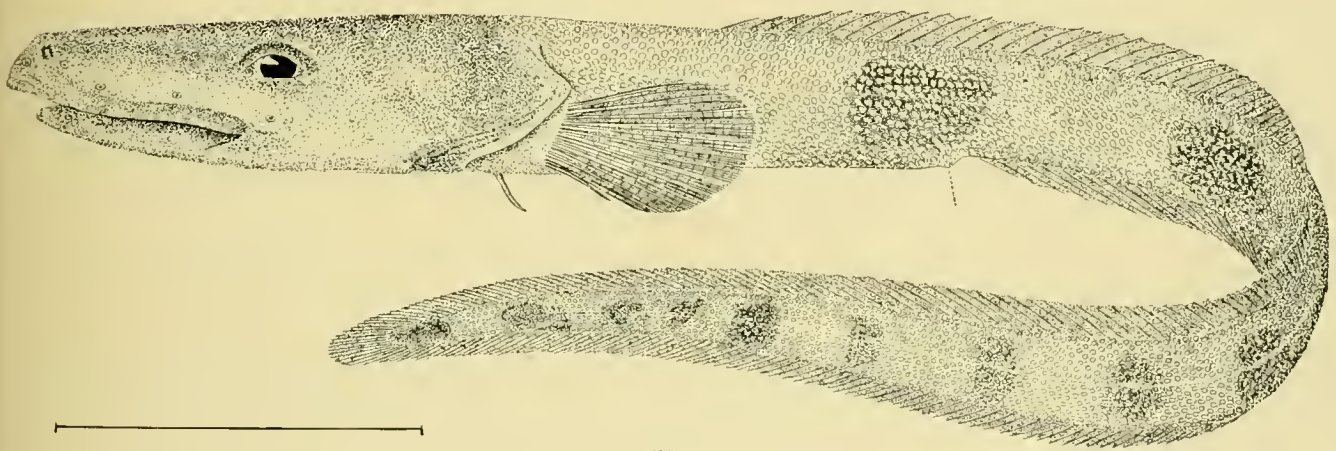
273. LYCODES RETICULATUS. (p. 305.)
275. LYCODES MUCOSUS. (p. 306.)



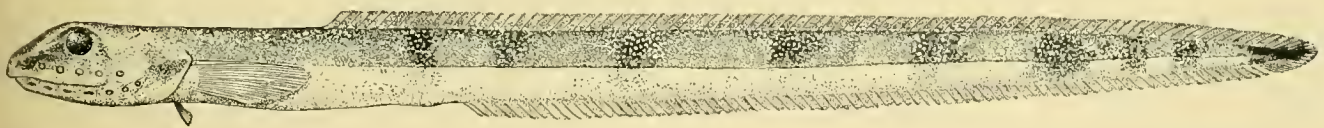
276



276a



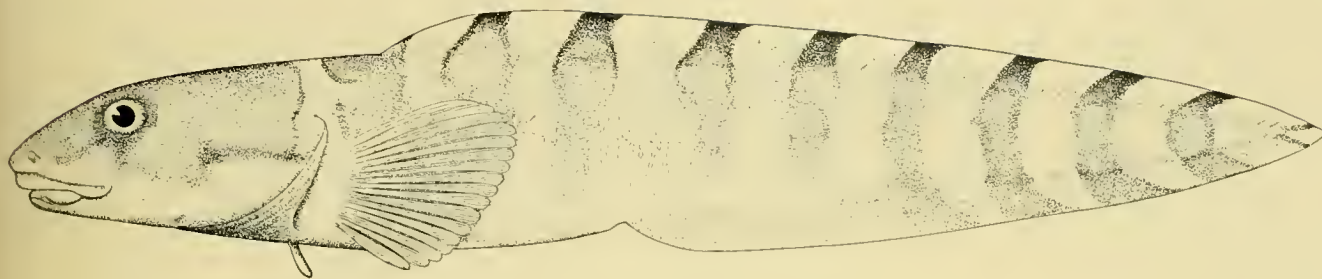
277



277a

276, 276a. LYCODES ZOARCHUS. (p. 308.)


277, 277a. LYCENCHELYS VERRILLII. (p. 309.)




278




278a



279



279a



280

278, 278a. *LYCODES PERSPICILLUM*. (p. 307.)

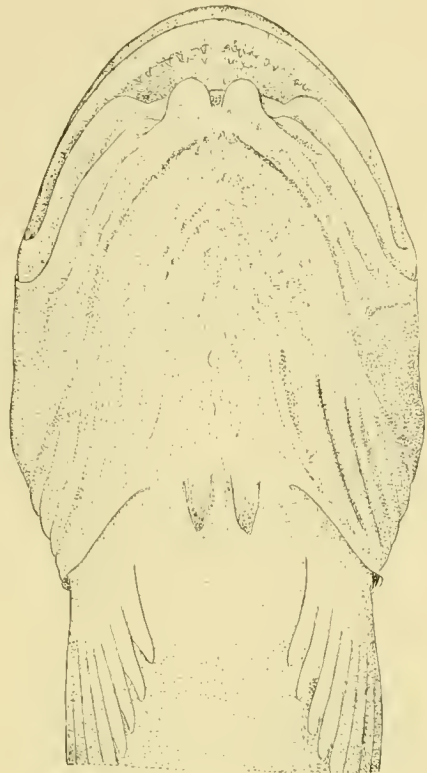
280. *LYCODONUS MIRABILIS*.

279, 279a. *LYCENCHELYS PAXILLUS*. (p. 311.)

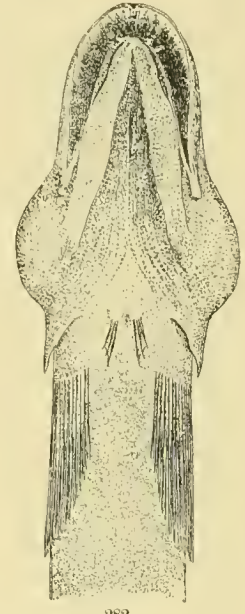
(p. 312.)



281a



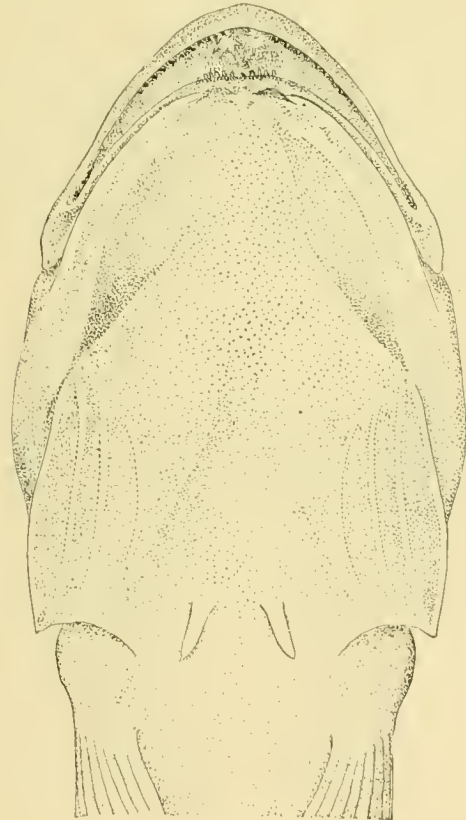
281b



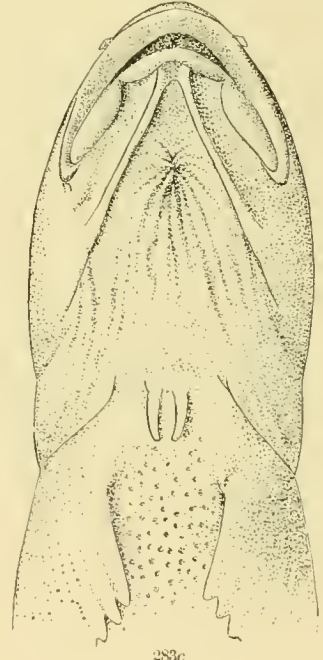
282



283a



283b



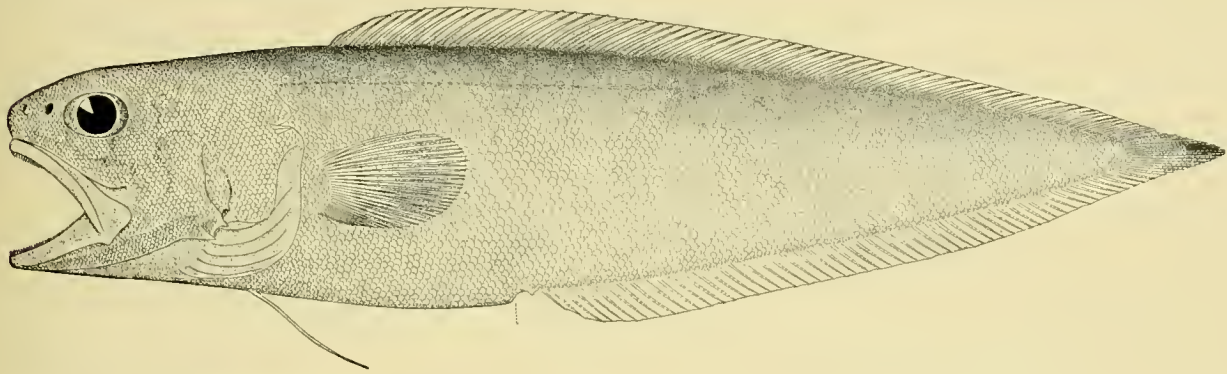
283c

281a, b. *LYCODES RETICULATUS*. (p. 305.)
 283a, b. *LYCODES MUCOSUS*. (p. 306.)

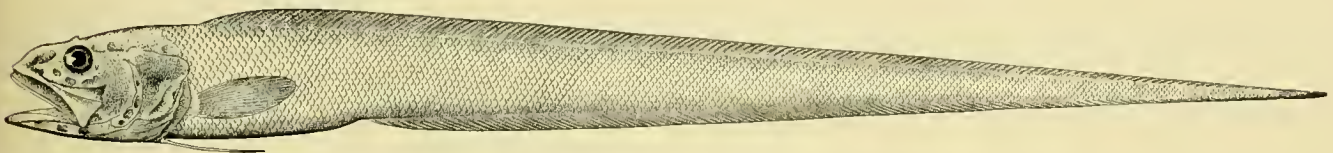
282. *LYCENCHELYS PAXILLUS*. (p. 311.)
 283c. *LYCODES ZOARCHUS*. (p. 308.)



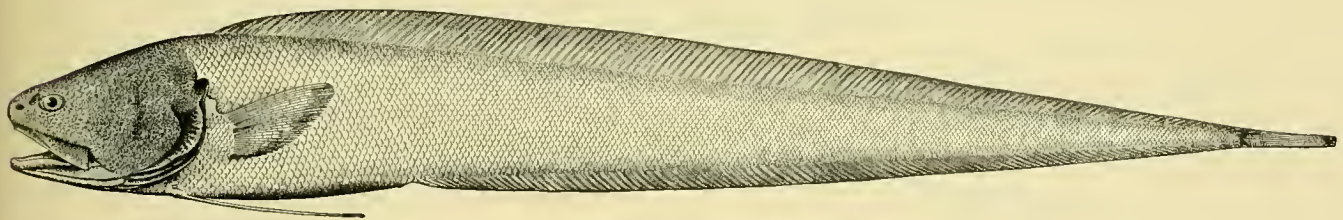
284



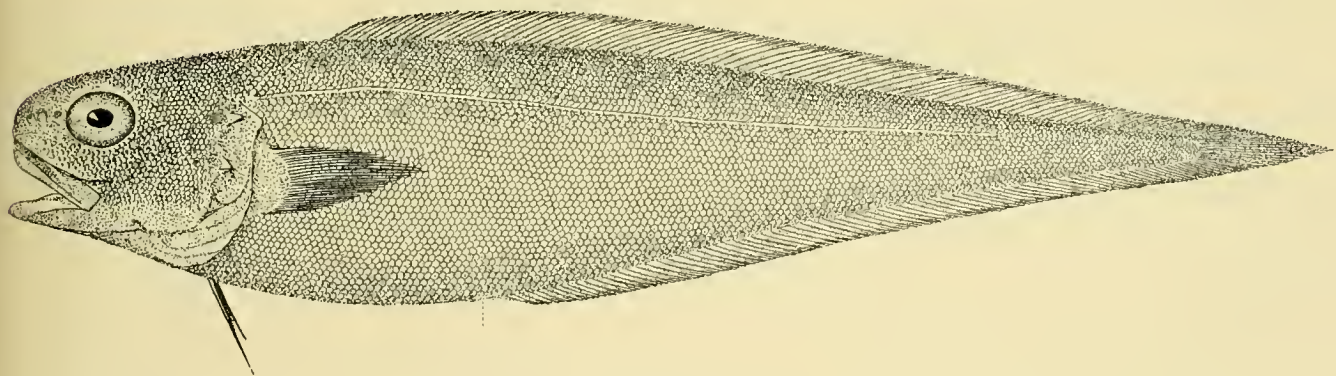
285



286



287



288


284. MELANOSTIGMA GELATINOSUM. (p. 314.)

286. BASSOZETUS CATENA. (p. 323.)


285. DICROMITA AGASSIZII. (p. 319.)

287. BASSOZETUS NORMALIS. (p. 322.)


288. BENTHOCOMETES ROBUSTUS. (p. 327.)




289



290



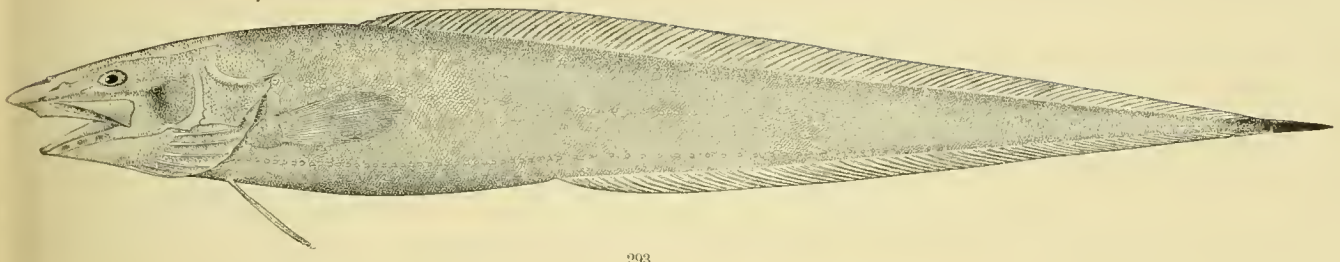
291



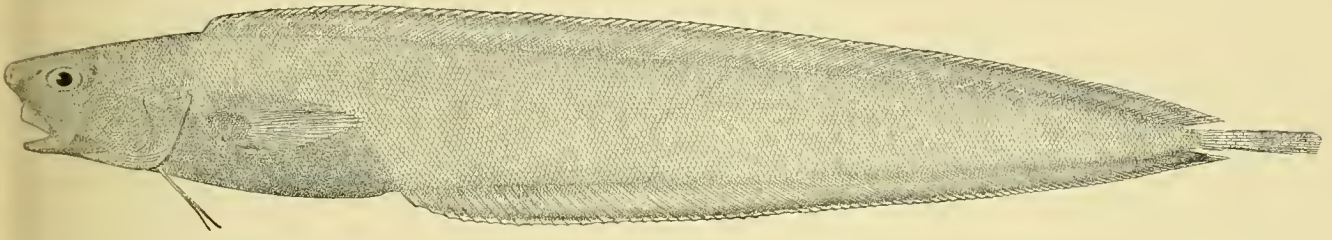
292

289. *NEOBYTHITES* GILLI. (p. 325.)
291. *BASSOGIGAS* GILLI. (p. 328.)

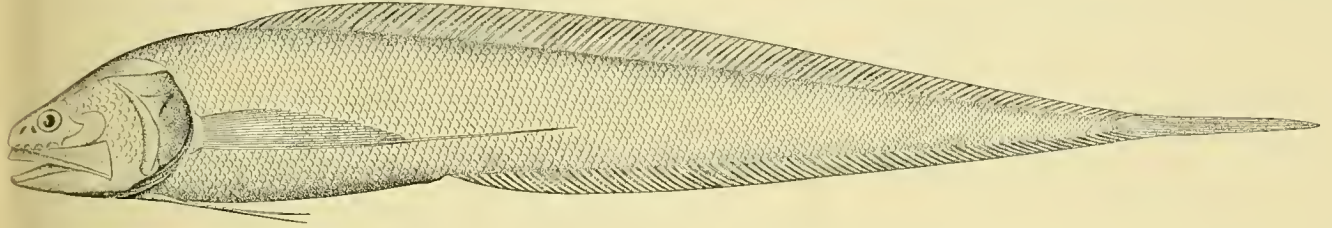
290. *NEOBYTHITES* MARGINATUS. (p. 326.)
292. *POROGADUS* MILES. (p. 334.)



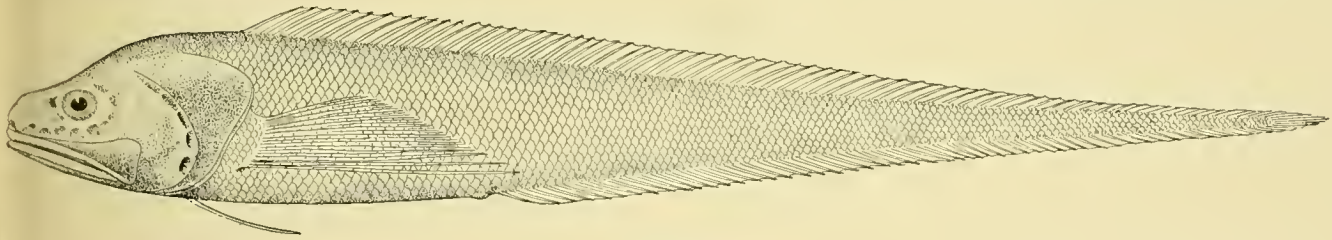
293



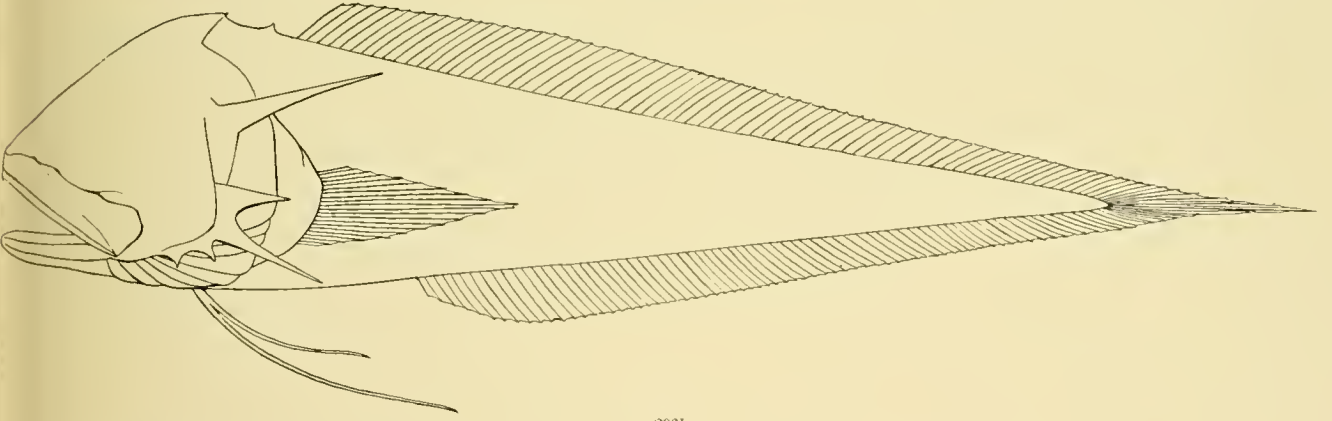
294



295



296a



296b

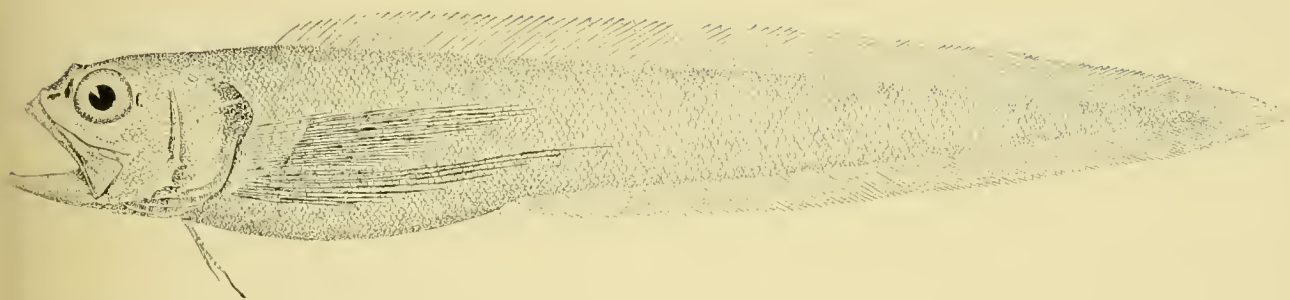
293. *PENOPUS MACDONALDI*. (p. 336.)

295. *NEMATONUS PECTORALIS*. (p. 333.)

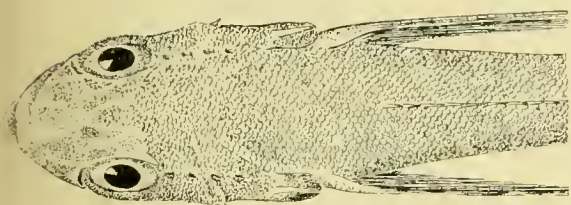
294. *BARATHRODEMUS MANATINUS*. (p. 332.)

296a. *MIXONUS LATICEPS*. (p. 339.)

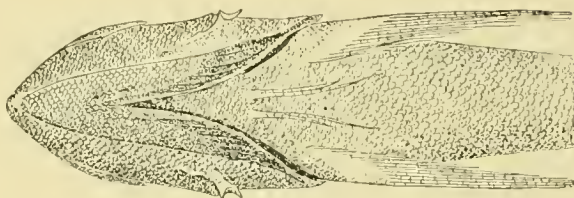
296b. *TAUREDOPHIDIUM HEXTHI*. (p. 336.)




297




297a



297b



298

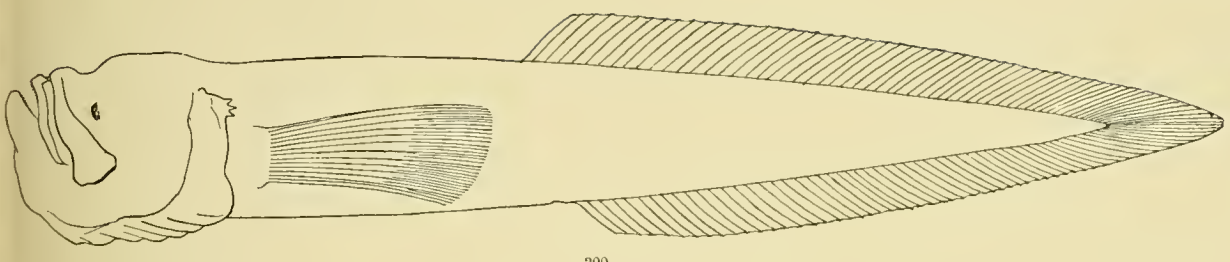


299

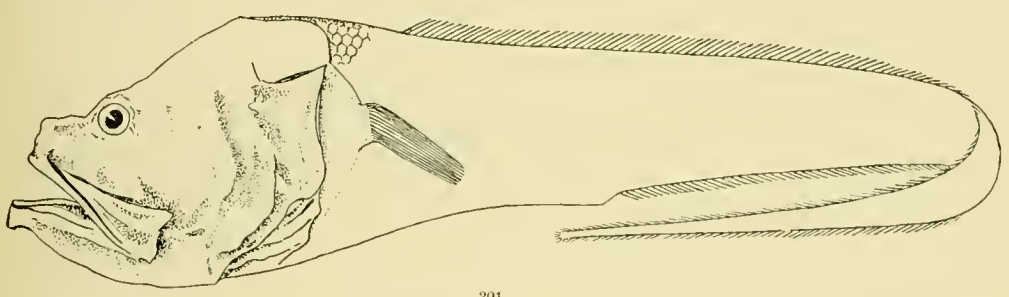
297, 297a, b. *DICROLENE INTRONIGRA*. (p. 338.)

298. *PARATHRONUS BICOLOR*. (p. 341.)

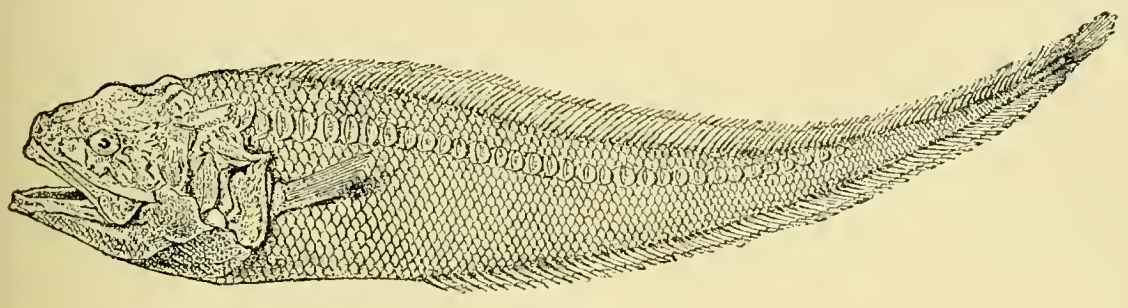
299. *APHYONIUS MOLLIS*. (p. 342.)



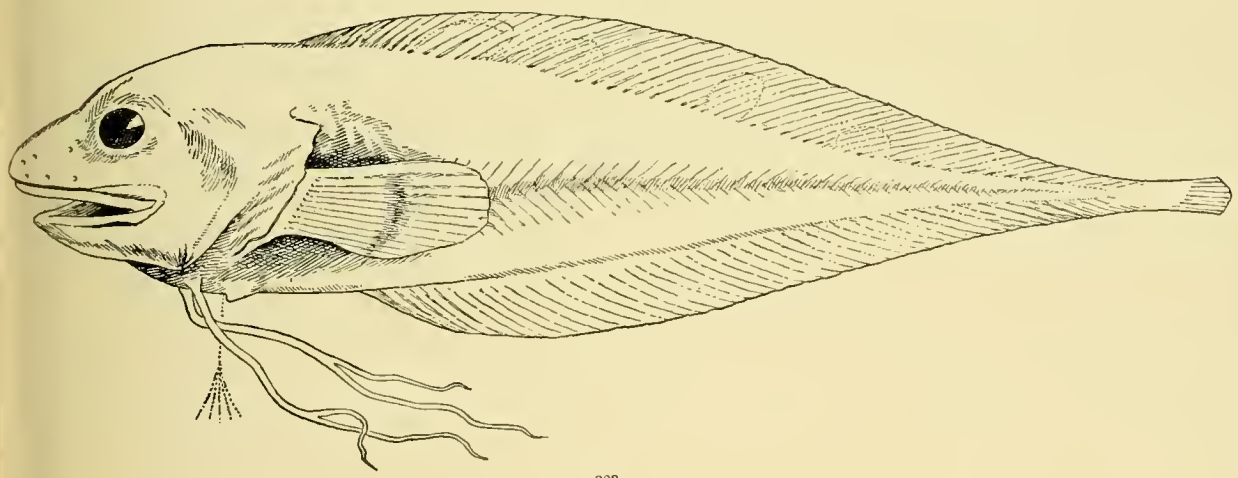
300



301



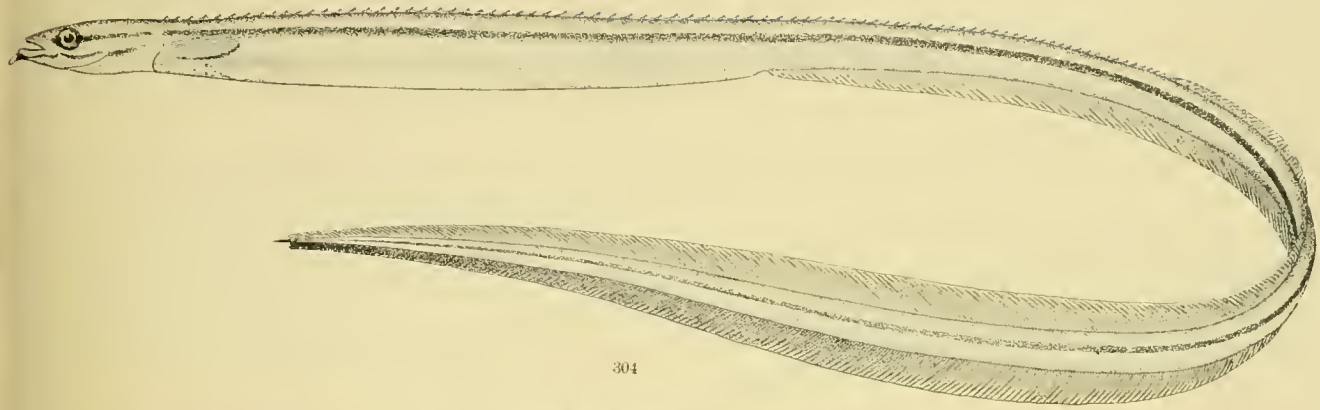
302



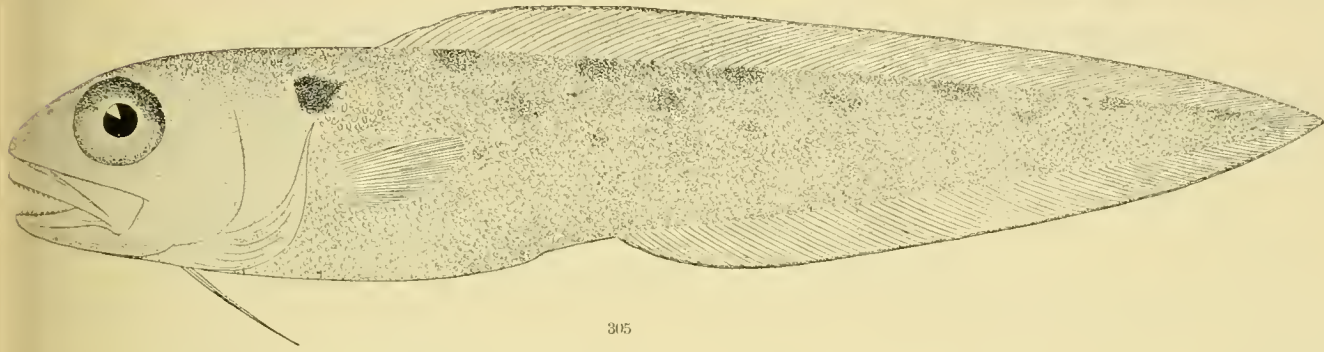
303

300. ALEXETERION PARVAITI. (p. 343.)
 302. LAMPROGRAMMUS NIGER. (p. 344.)

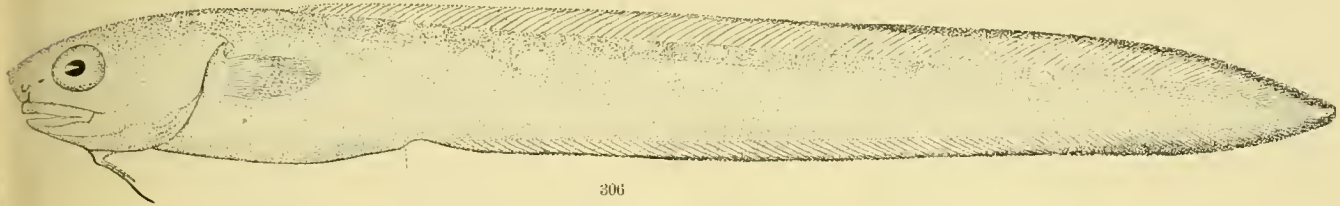
301. HEPHTOCARA SIMUM. (p. 344.)
 303. RHODICHTHYS REGINA. (p. 342.)



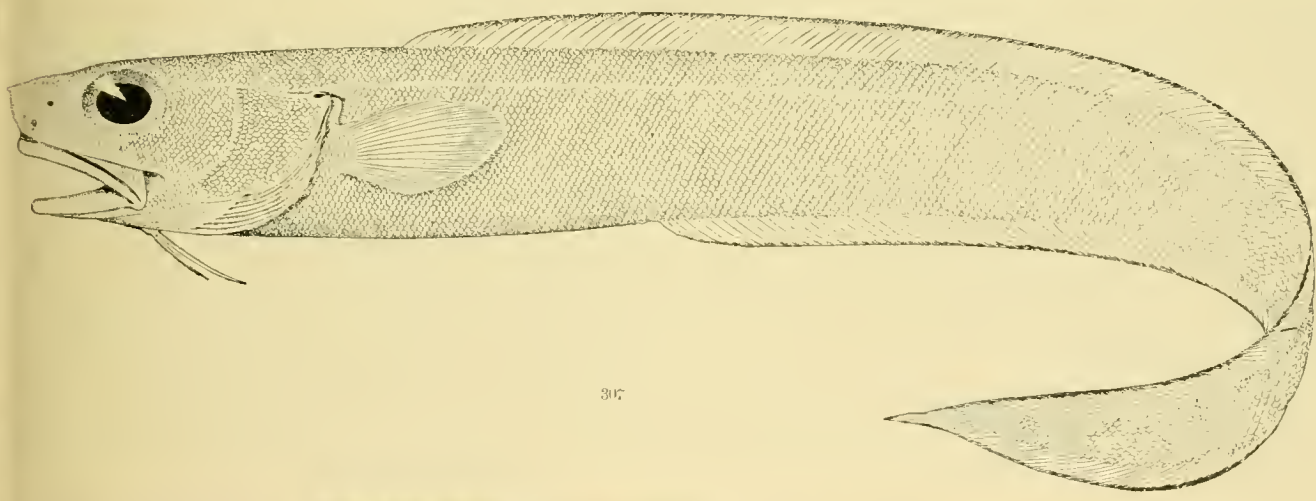
304



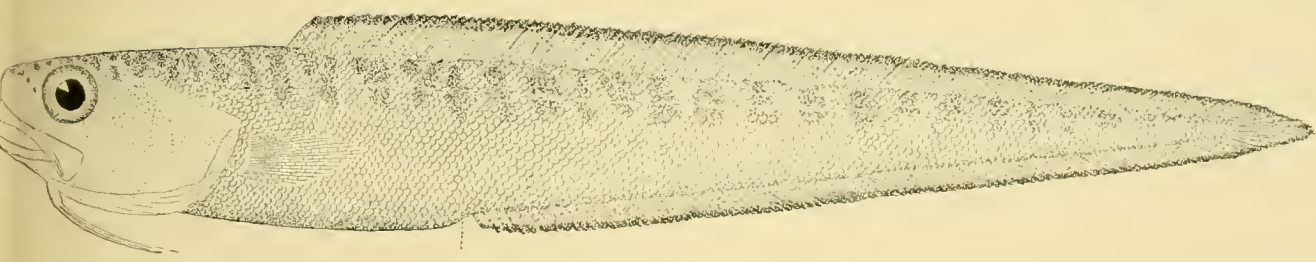
305



306

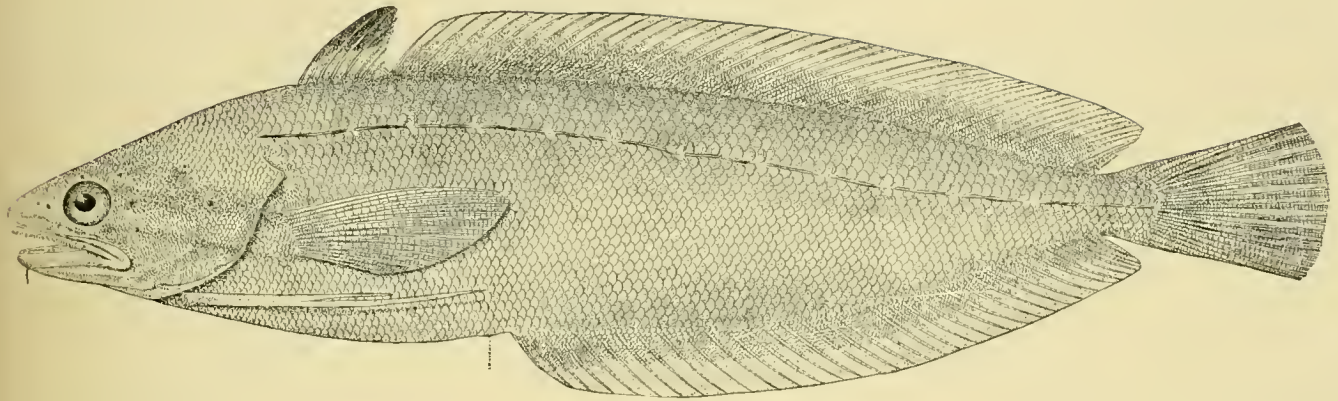


307

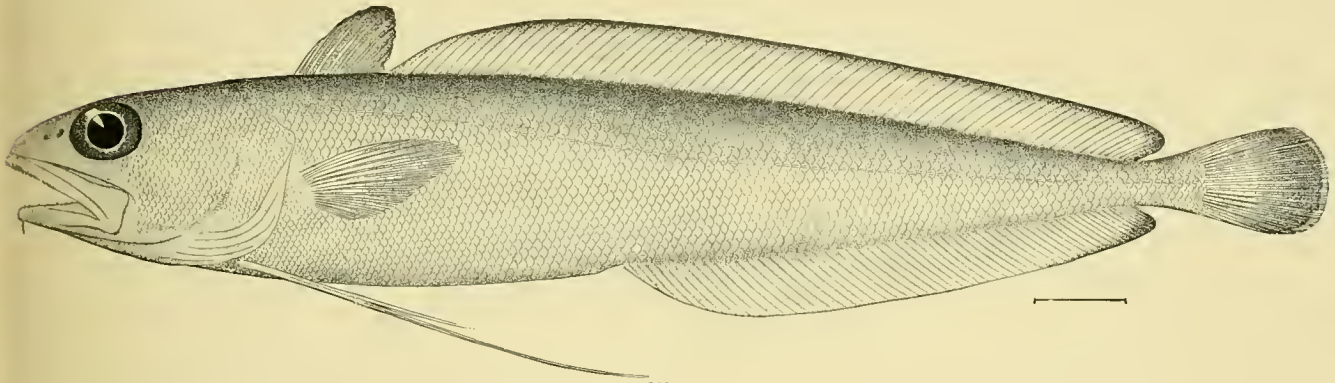


308

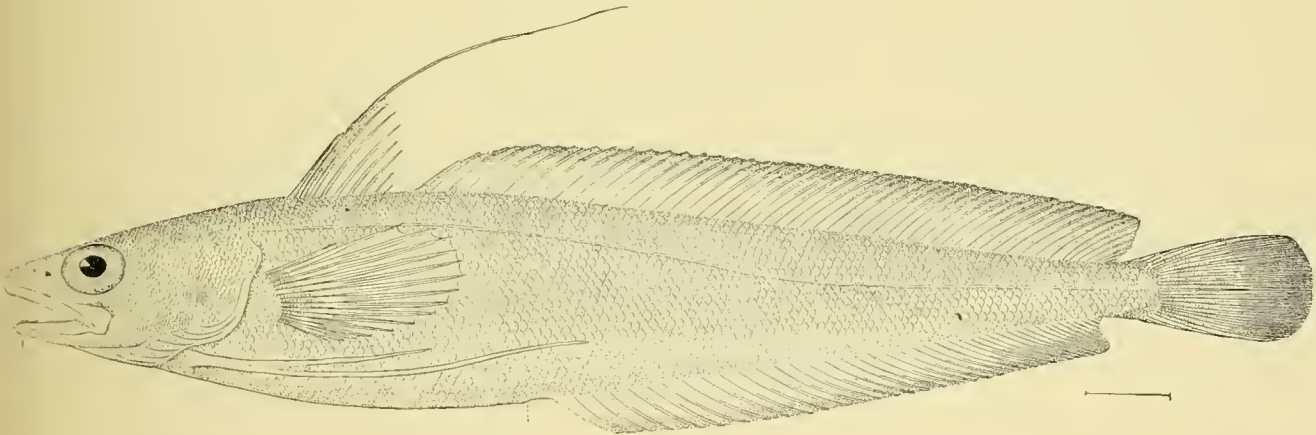
304. *Ptilichthys* GOODEI. (p. 302.)
305. *Otophidium* OROSTIGMA. (p. 345.)
306. *Leptopidium* CERVINUM. (p. 346.)
307. *Leptopidium* PROFUNDORUM. (p. 347.)
308. *Leptopidium* MARMORATUM. (p. 348.)



309



310

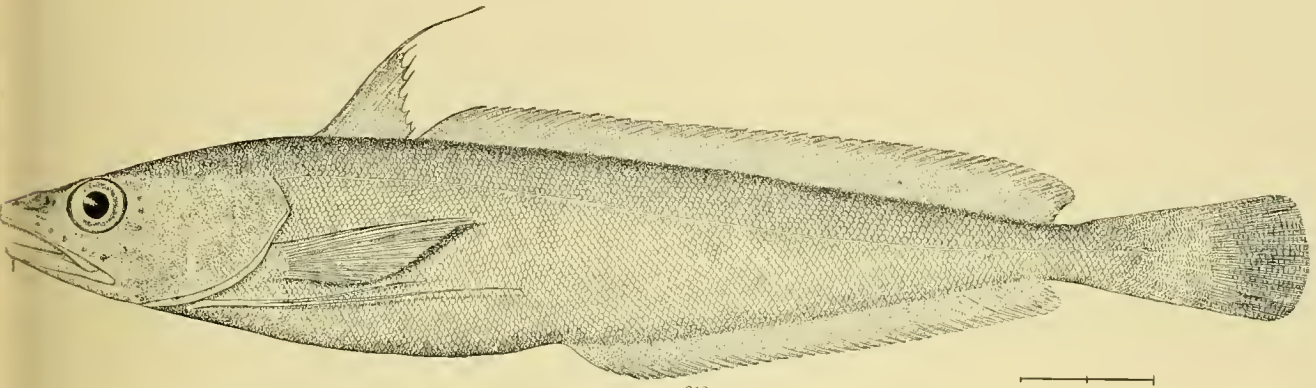


311

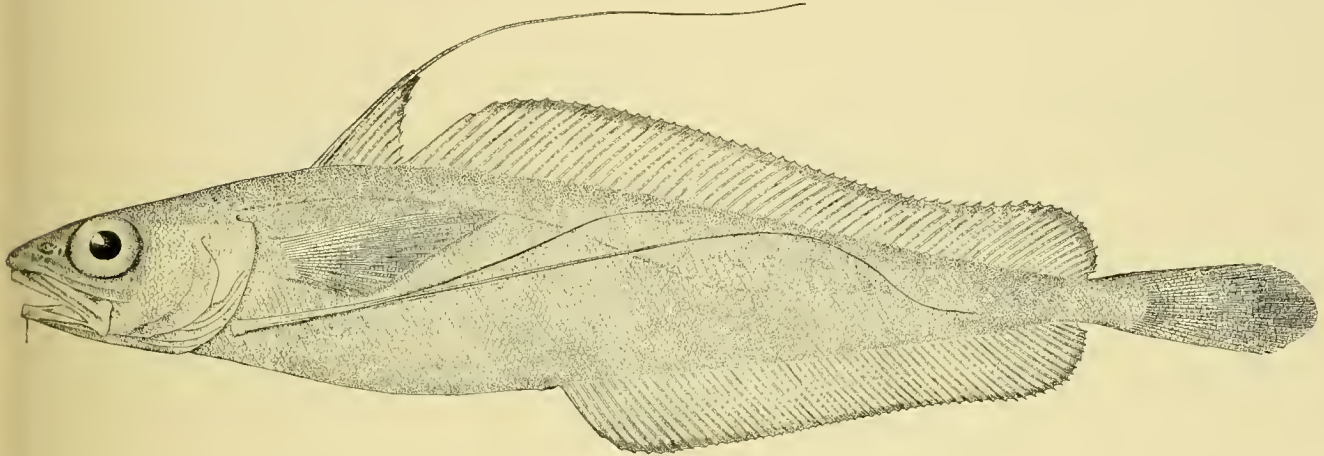
309. *PHYCIS REGIUS*. (p. 357.)

310. *PHYCIS CIRRATUS*. (p. 358.)

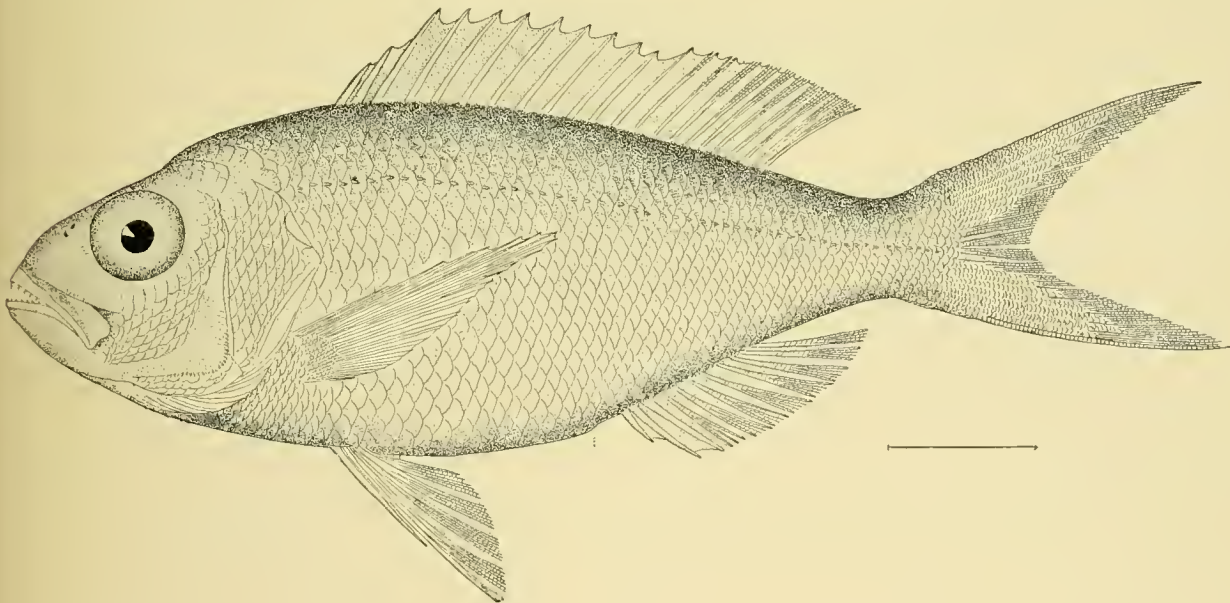
311. *PHYCIS CHUSS*. (p. 359.)



312



313

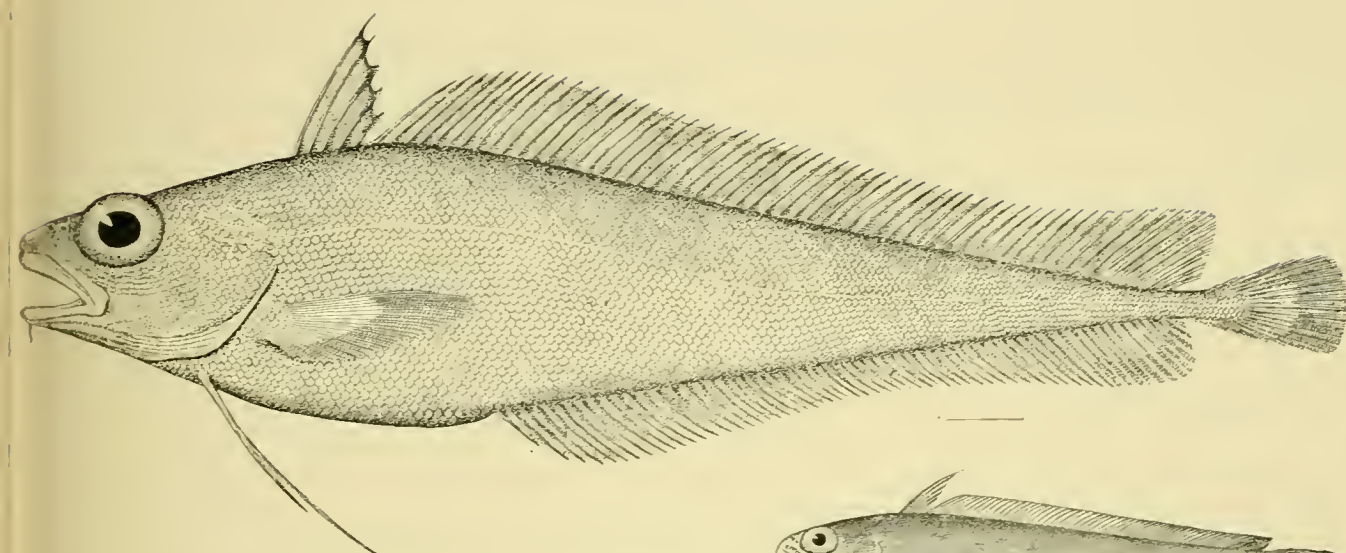


314


312. PHYCIS TENUIS. (p. 359.)

313. PHYCIS CHESTERI. (p. 360.)

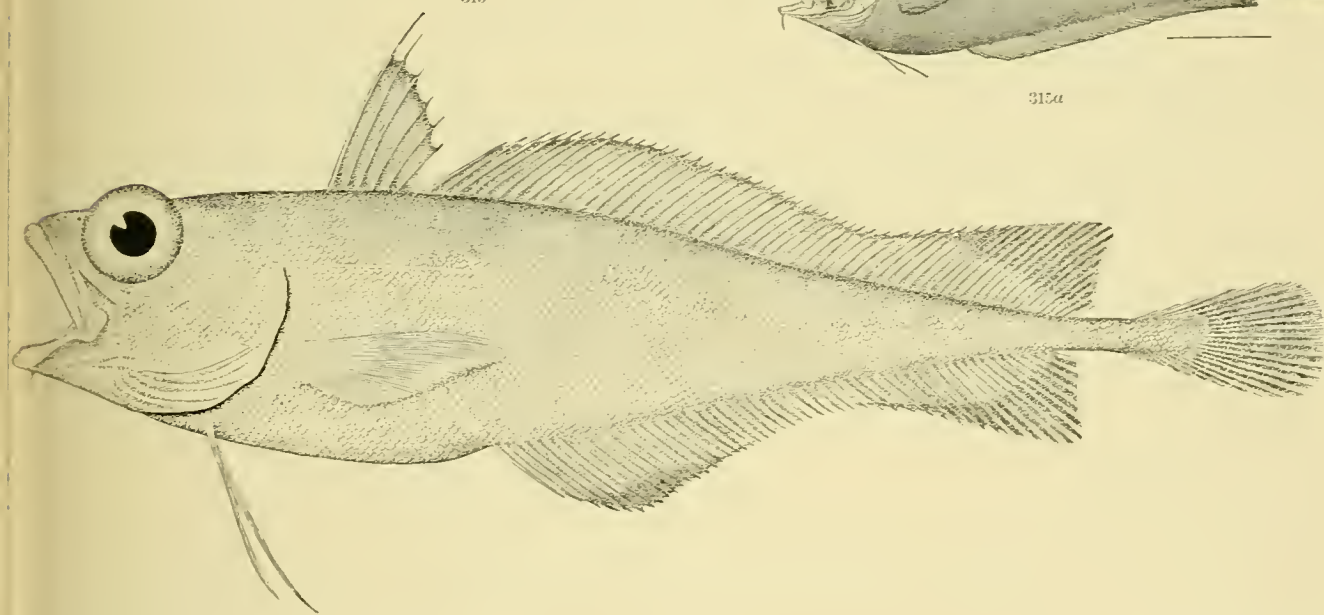
314. APRION MACROPHthalmus. (p. 239.)



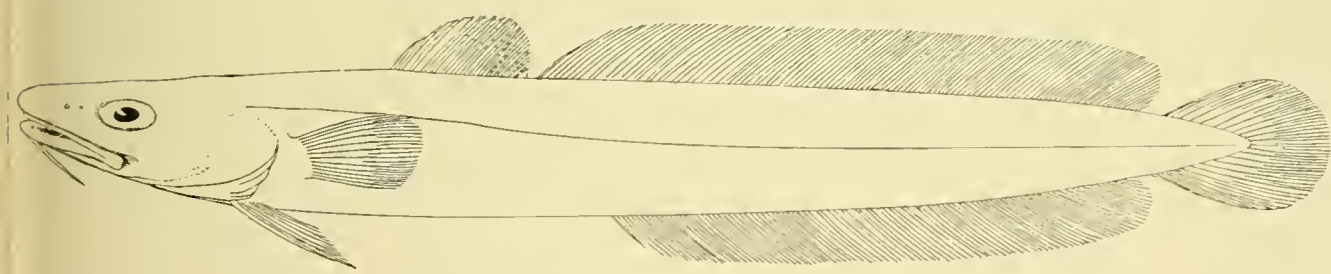
315



315a

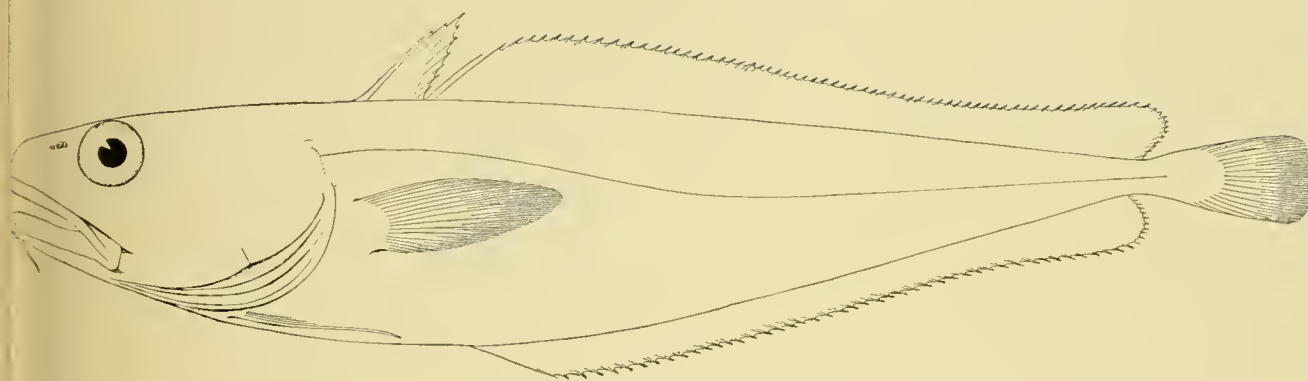


316

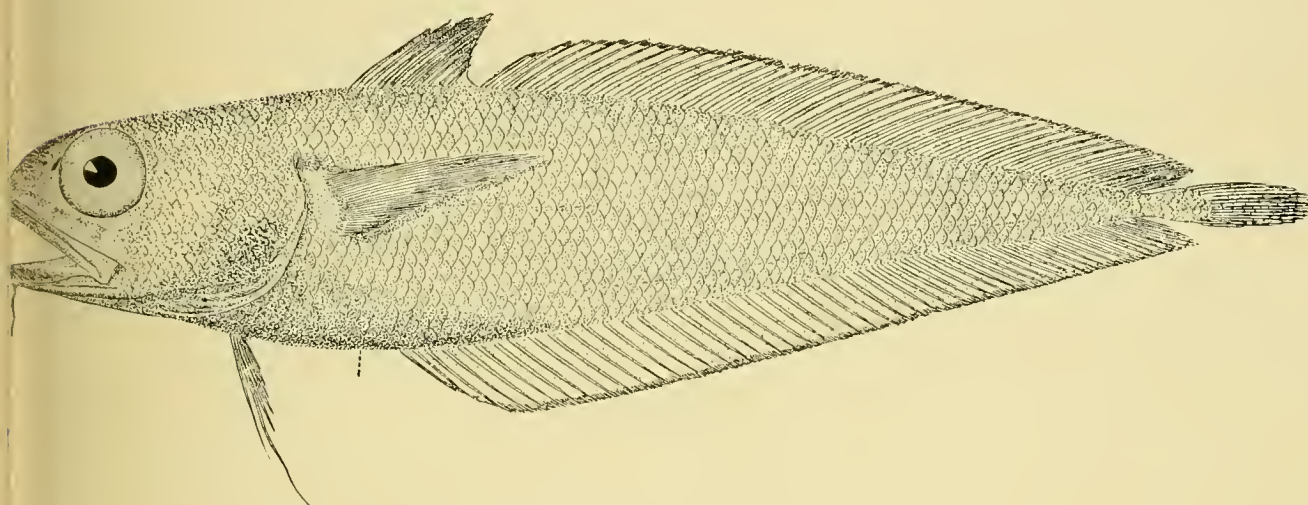


317

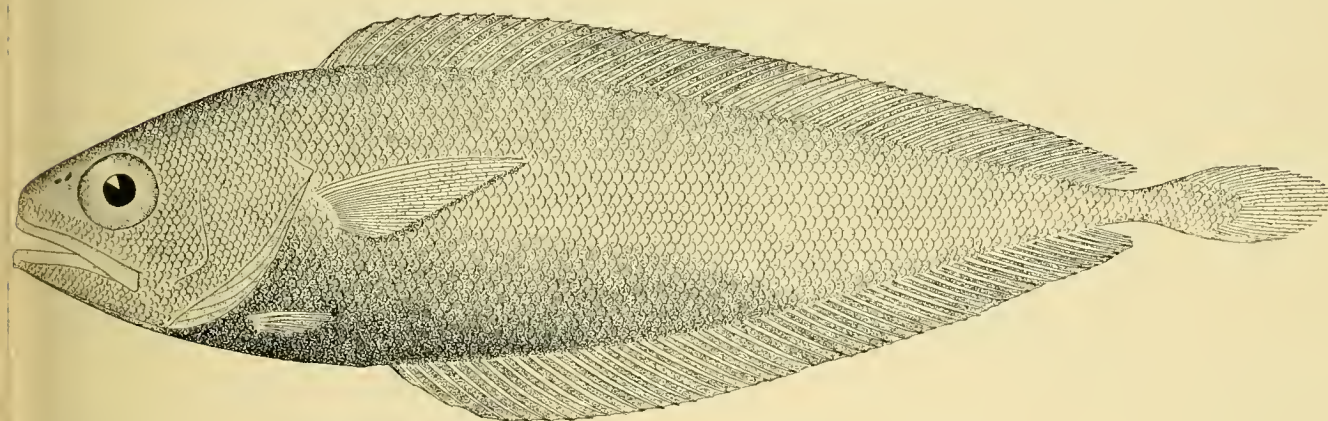
315, 315a. LEMONEMA BARBATULA. (p. 362.) 316. LEMONEMA MELANURUM. (p. 363.)
317. MOLVA VULGARIS. (p. 364.)



318



319

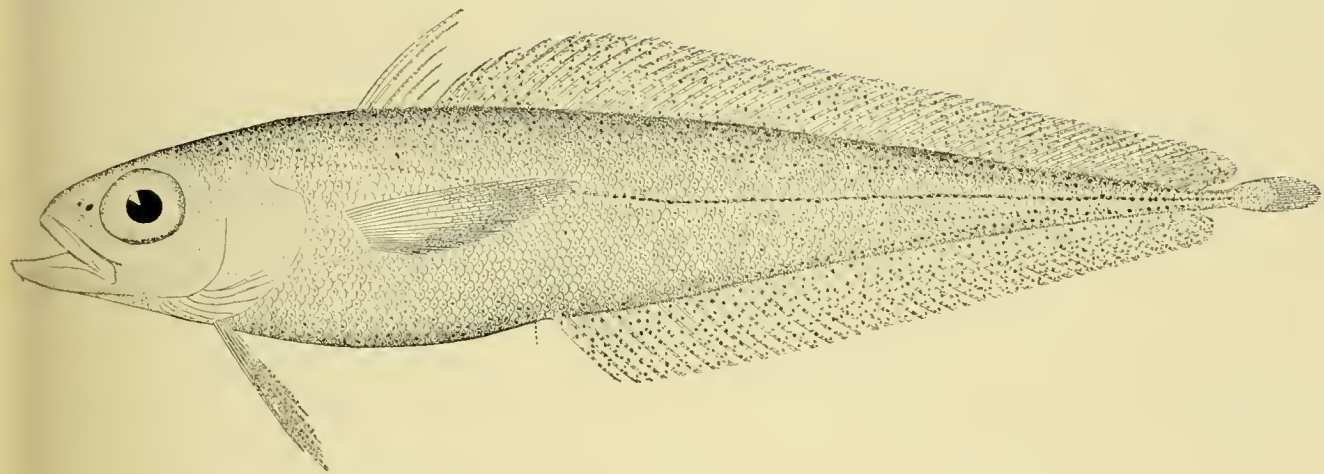


320

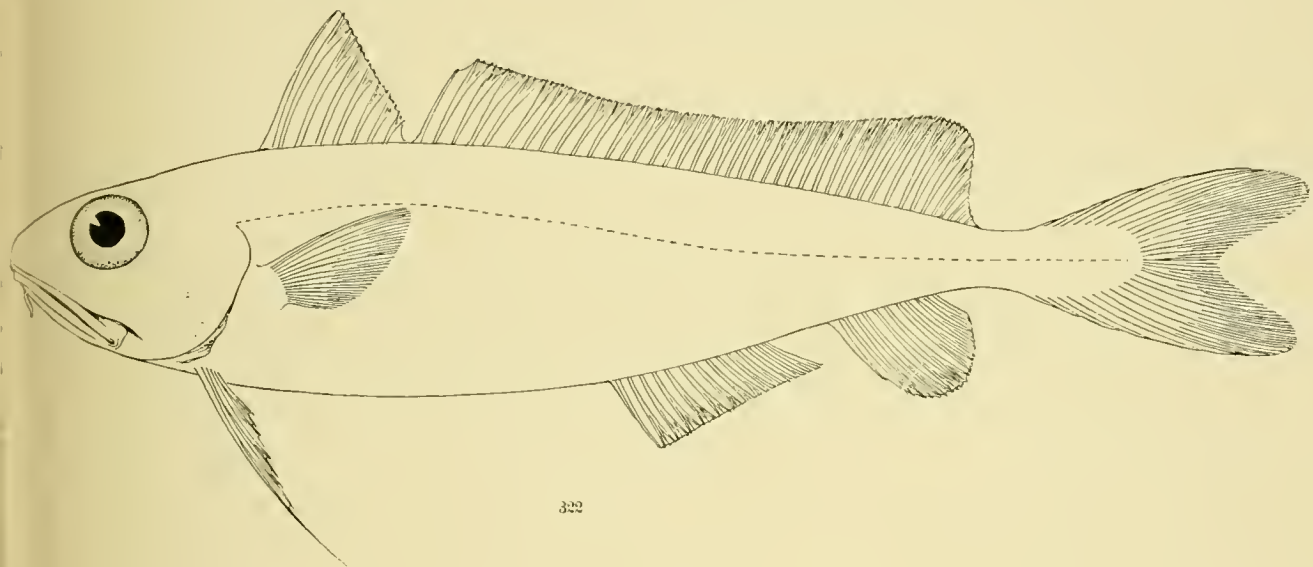
318. *PHYSICULUS KAUPI*. (p. 366.)

319. *PHYSICULUS FULVUS*. (p. 366.)

320. *URALEPTUS MARALDI*. (p. 367.)



321



322

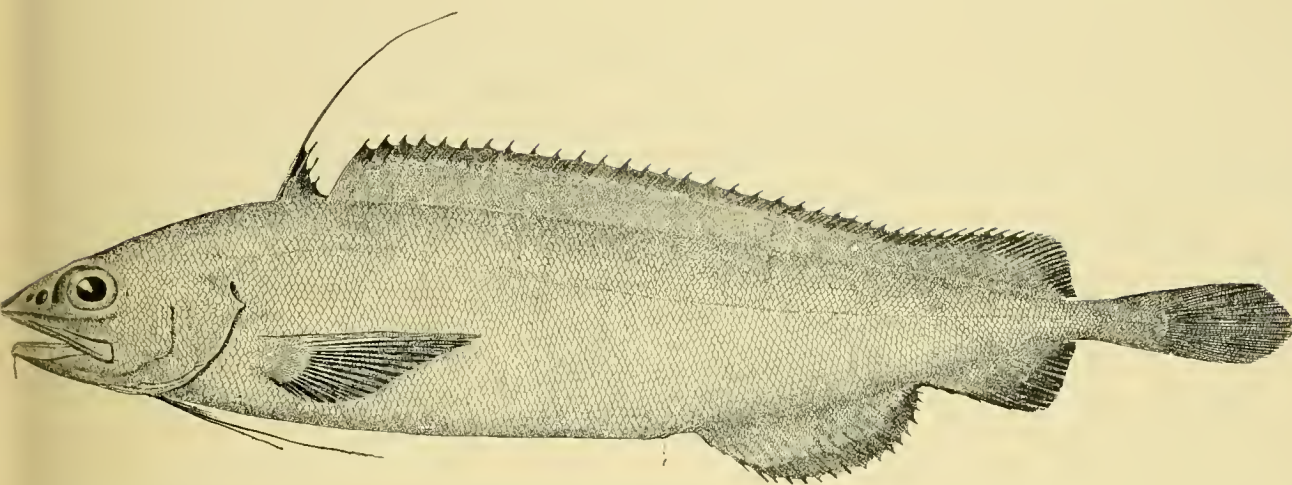


323

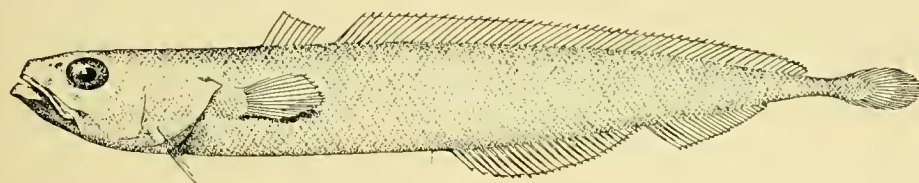
321. *LOTELLA MAXILLARIS.* (p. 368.)

322. *MORA MEDITERRANEA.* (p. 369.)

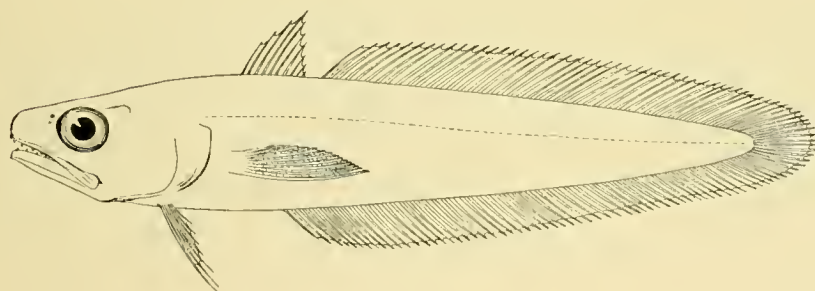
323. *LEPIDION RISSOL.* (p. 370.)



334



335

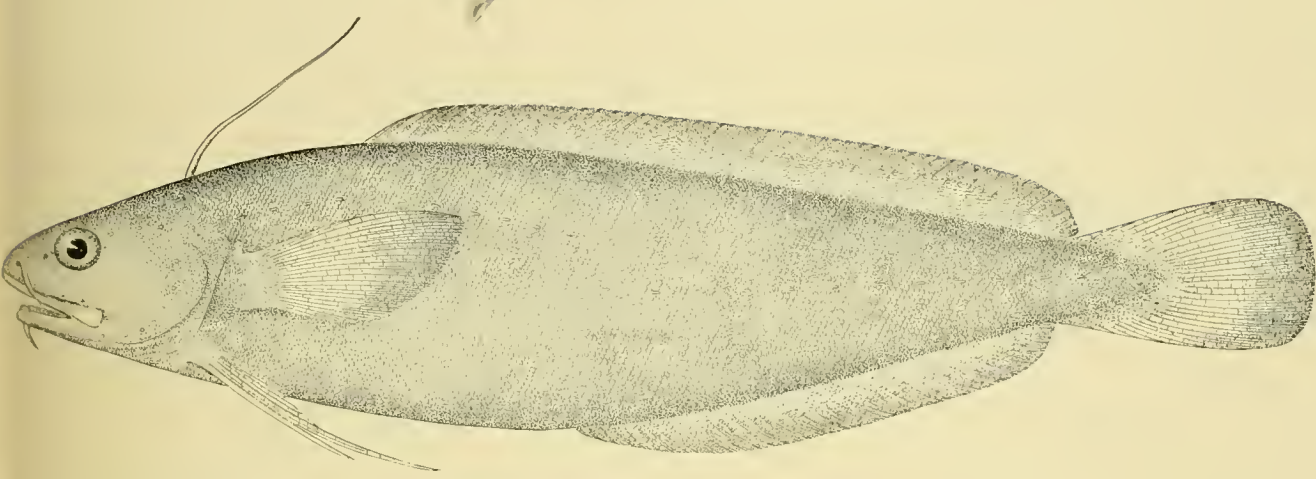


336


334. *ANTIMORA VIOLA*. (p. 372.)

335. *HALARGYREUS BREVIPES*. (p. 375.)

336. *STRINSIA TINCA*. (p. 380.)



327



328

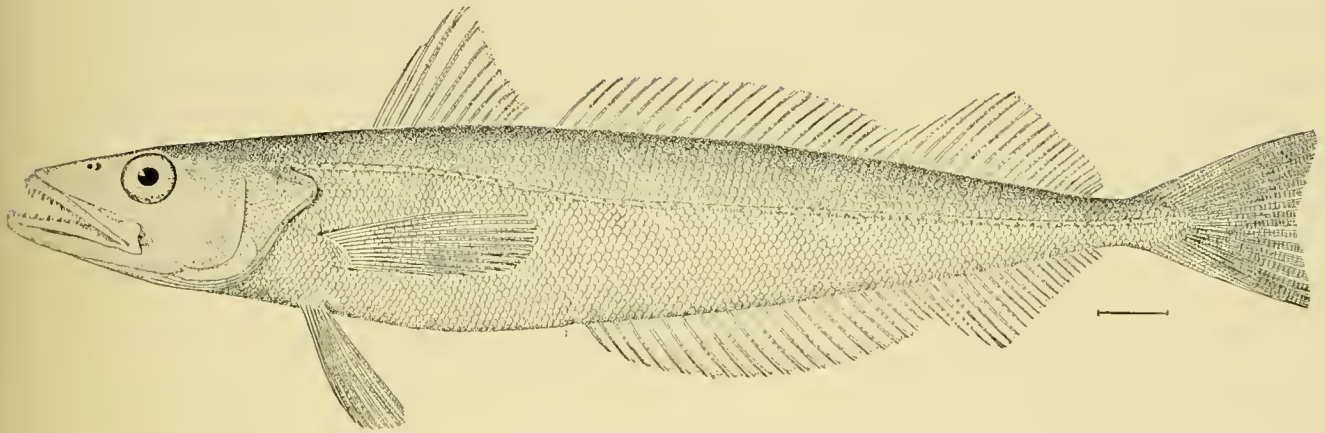


329

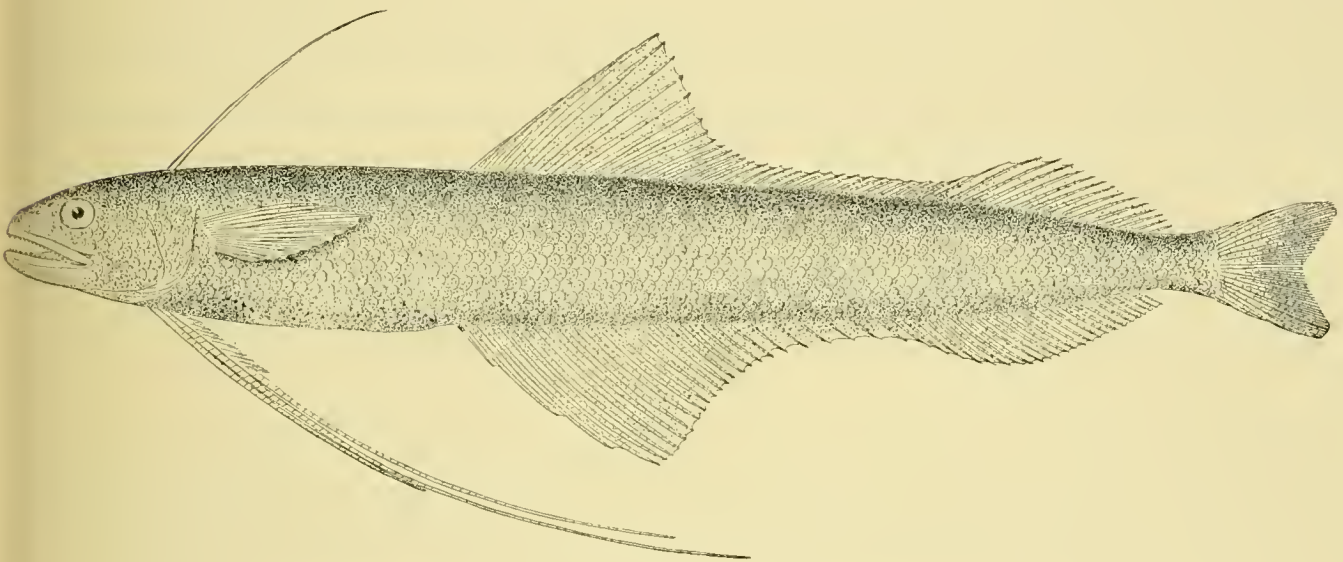
327. ONOS ENSIS. (p. 381.)

328. RHINONEMUS CIMBRICUS. (p. 384.)

329. BROSMIUS BROSME. (p. 385.)



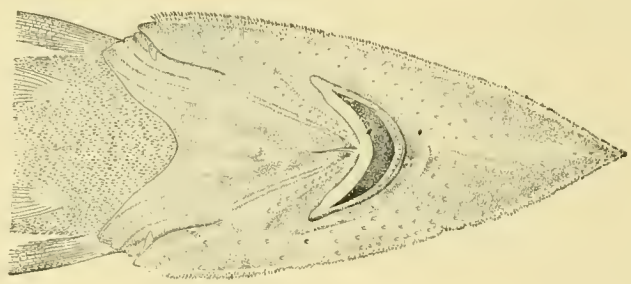
330



331



332

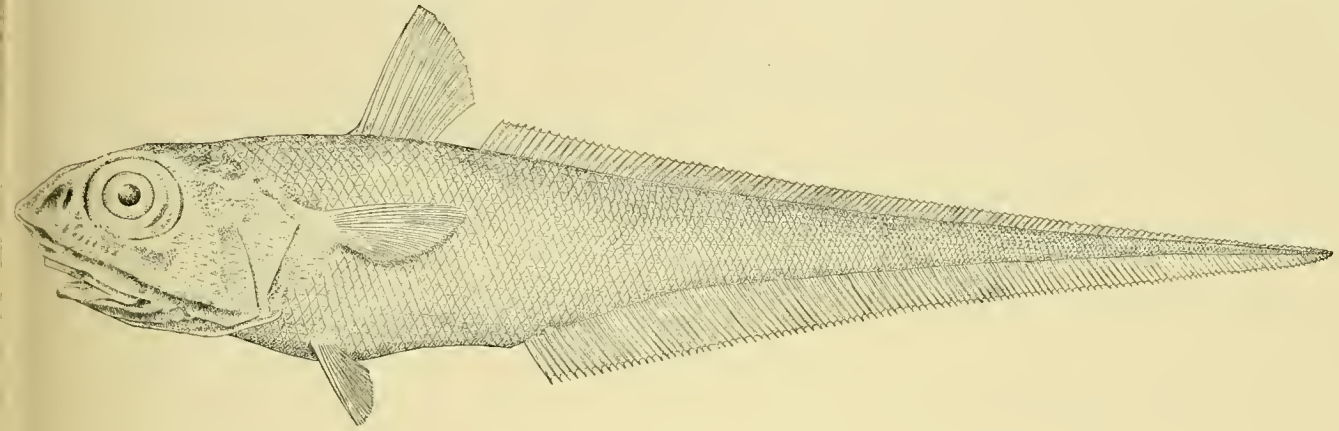


333


330. MERLUCCIUS BILINEARIS. (p. 386.)

331. BREGMACEROS ATLANTICUS. (p. 388.)

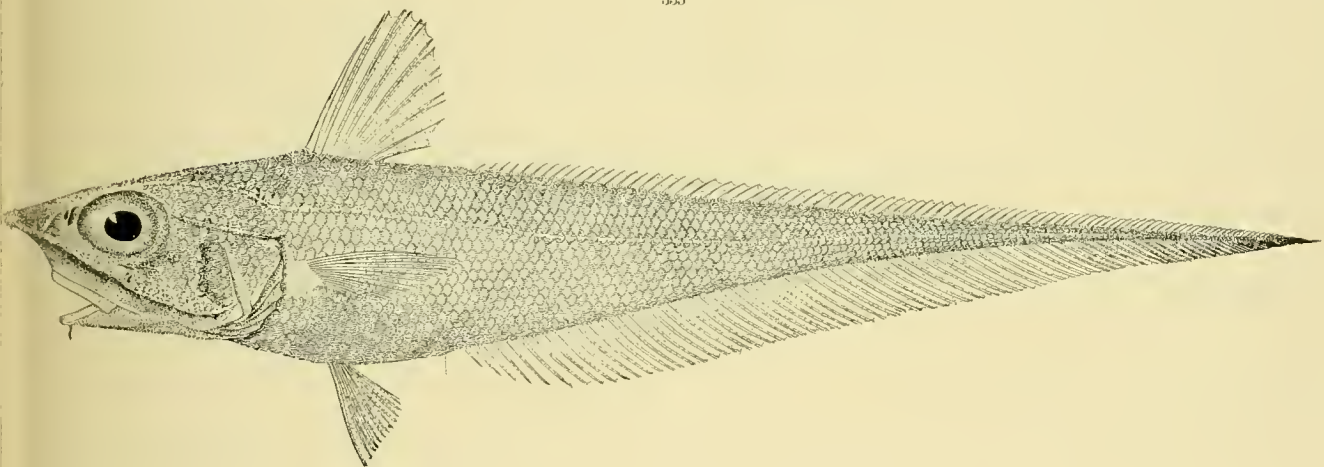
332, 333. CAELORHYNCHUS OCCA. (p. 400.)



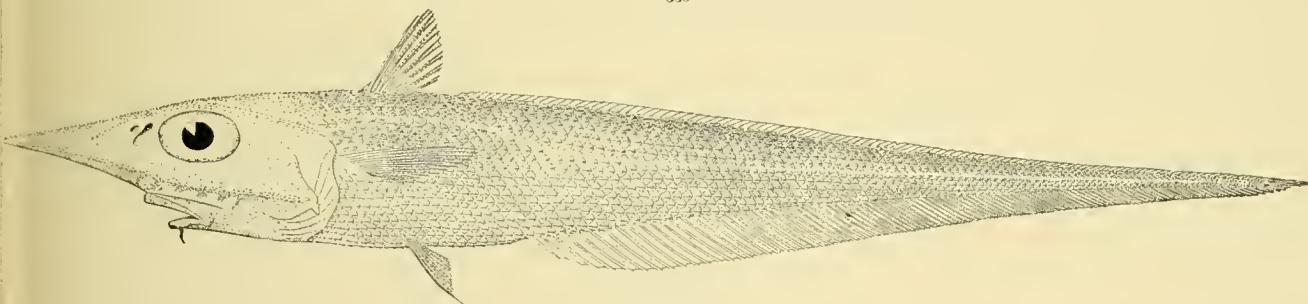
334



335



336



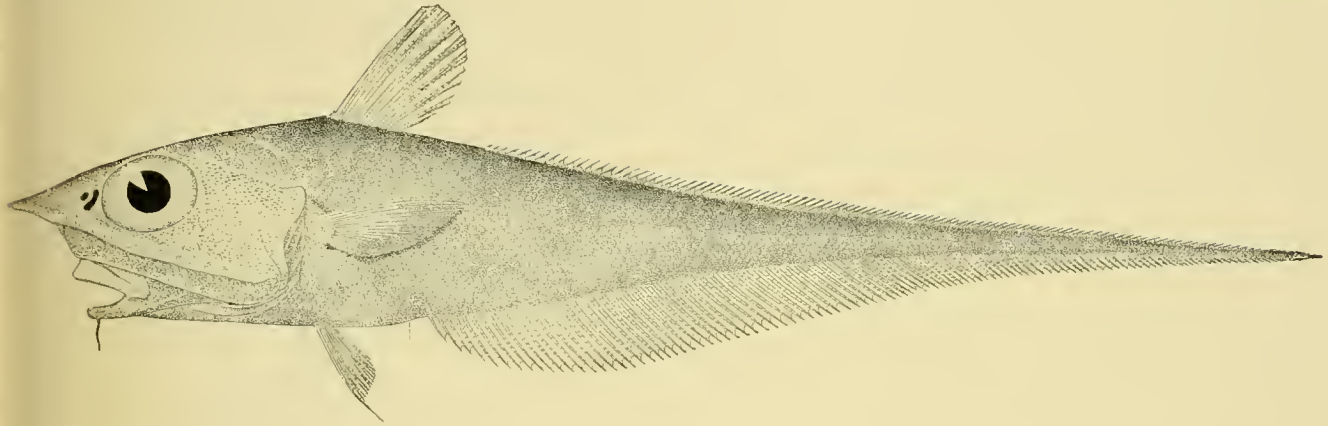
337

334. MACRURUS BERGLAX. (p. 391.)


336. CŒLORHYNCHUS CARMINATUS. (p. 398.)

335. MACRURUS BAIRDII. (p. 393.)

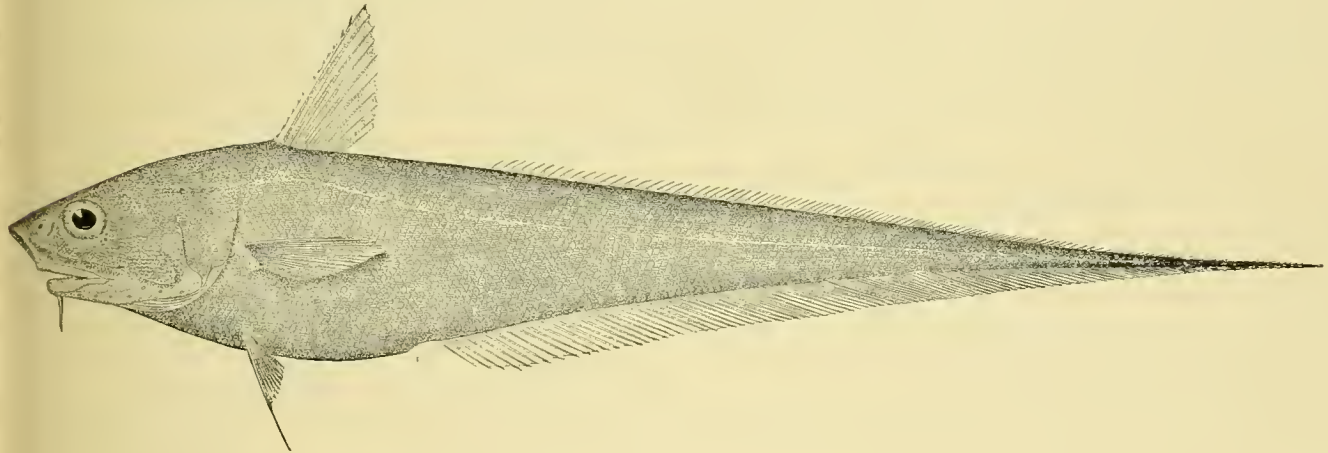
337. CŒLORHYNCHUS OCCA. (p. 400.)



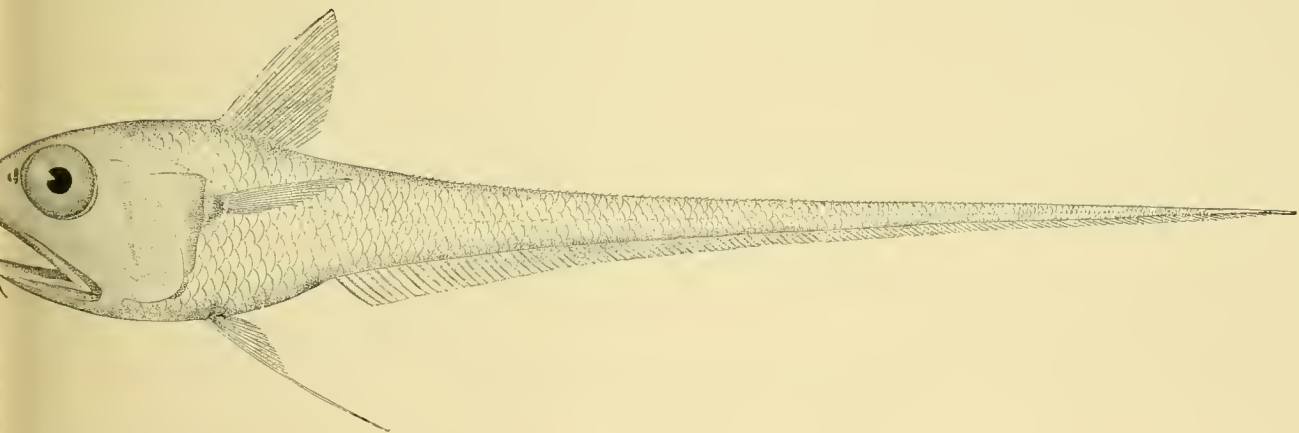
338



339



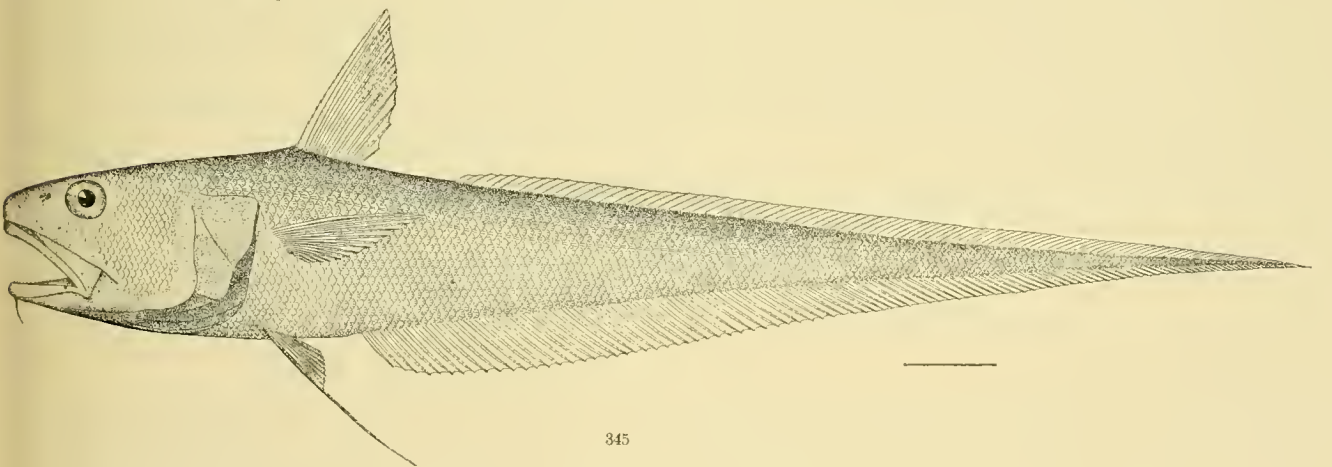
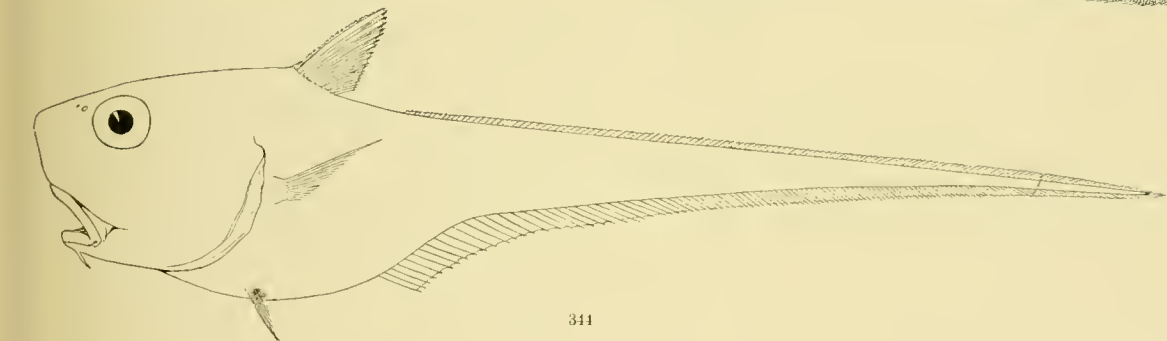
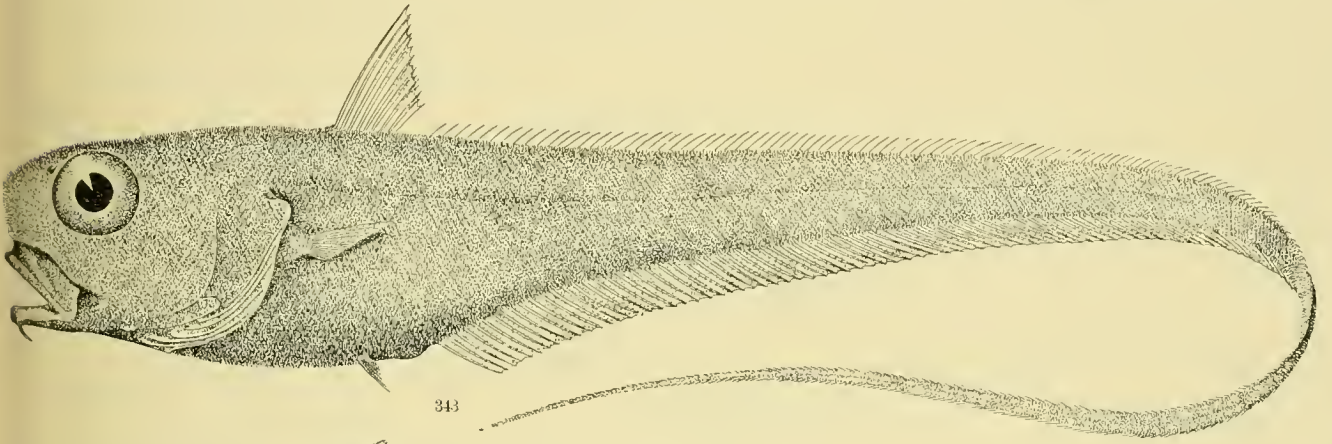
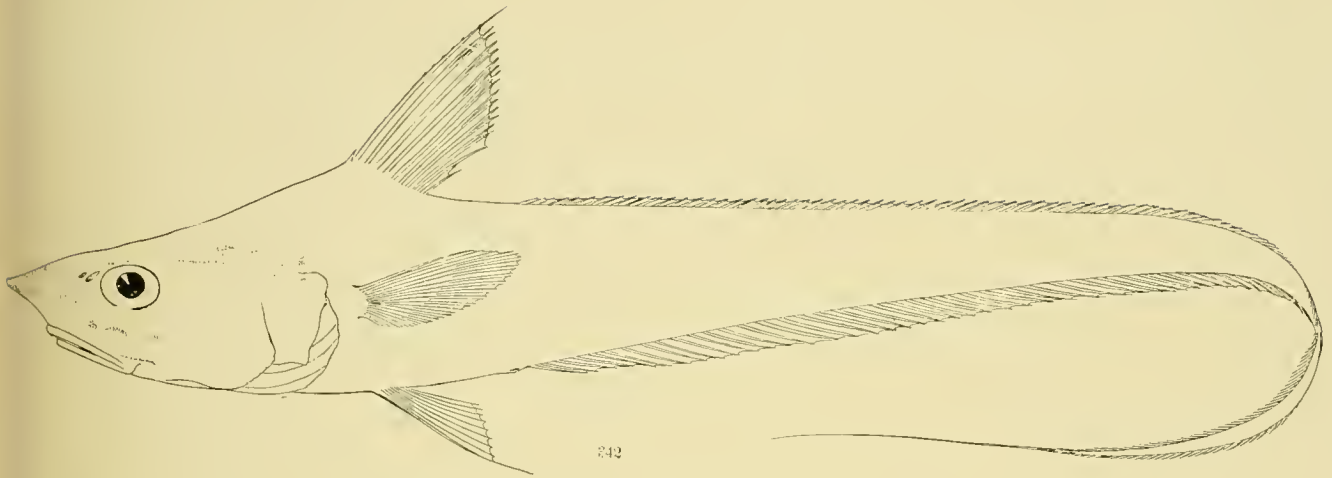
340



341

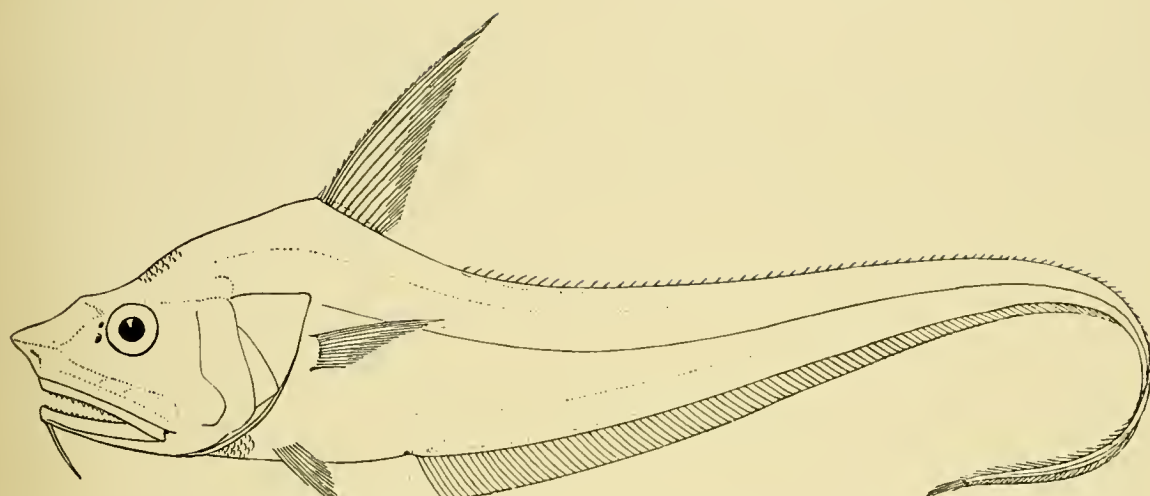
338. *CELORHYNCHUS CARIBBÆUS*. (p. 401.)
340. *HYMENOCEPHALUS GOODEI*. (p. 407.)

339. *CORYPHÆNOIDES CARAPINUS*. (p. 404.)
341. *HYMENOCEPHALUS CAVERNOSUS*. (p. 408.)

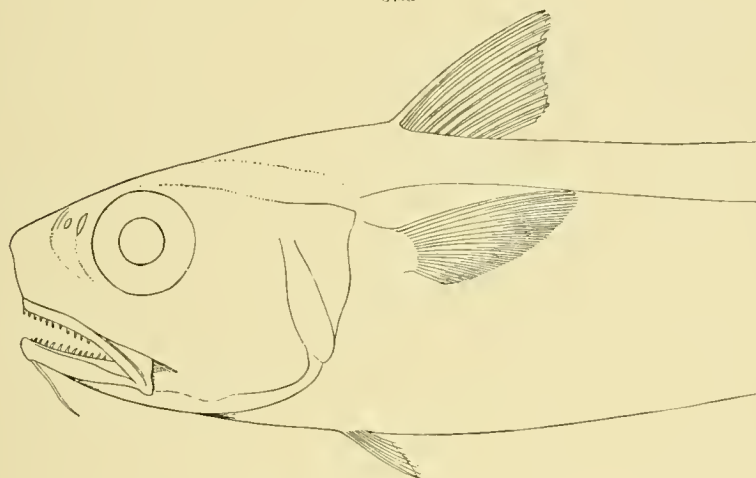


342. *LIONURUS FILICAUDA*. (p. 409.)
344. *CETONURUS GLOBICEPS*. (p. 411.)


343. *TRACHONURUS SILCATUS*. (p. 410.)
345. *CHALINURA SIMULA*. (p. 412.)



345a



346

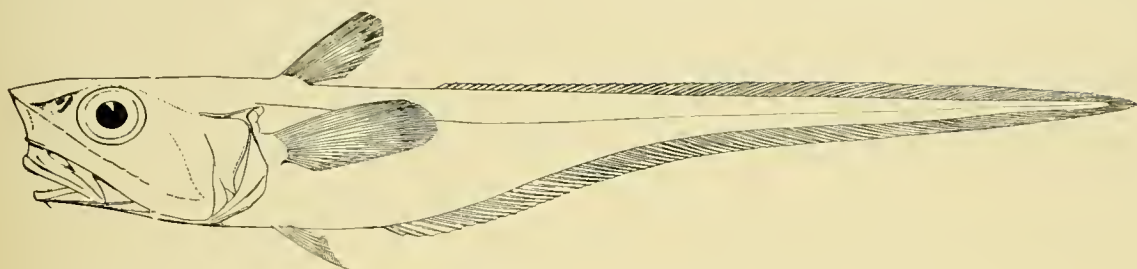


347

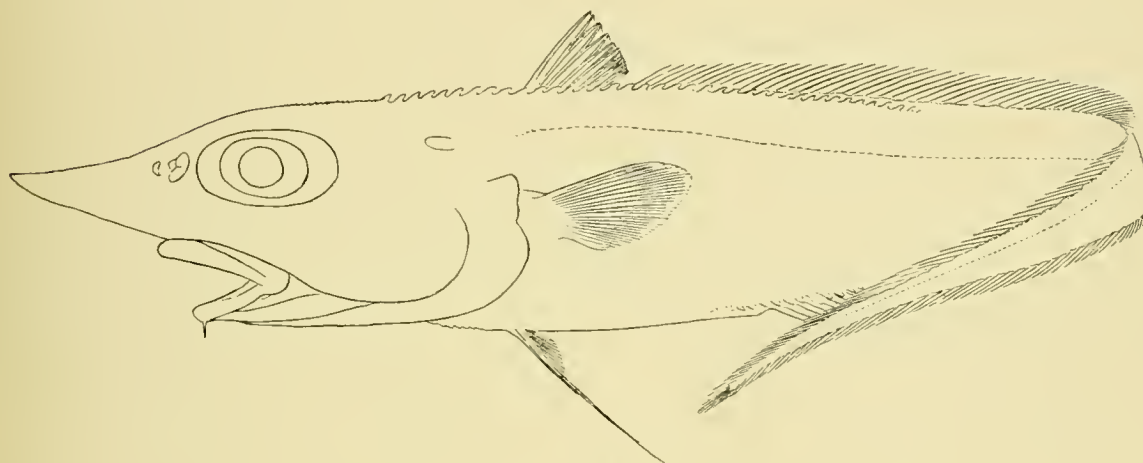
345a. CHALINURA MEDITERRANEA. (p. 525.)

346. NEMATONURUS GIGAS. (p. 416.)

347. MOSELEYA LONGIFILIS. (p. 417.)



348



349

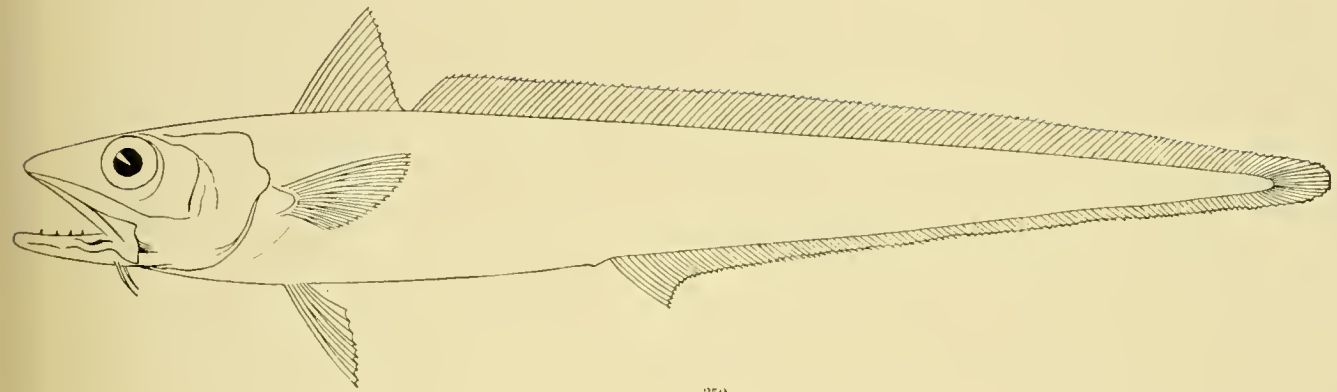


349a

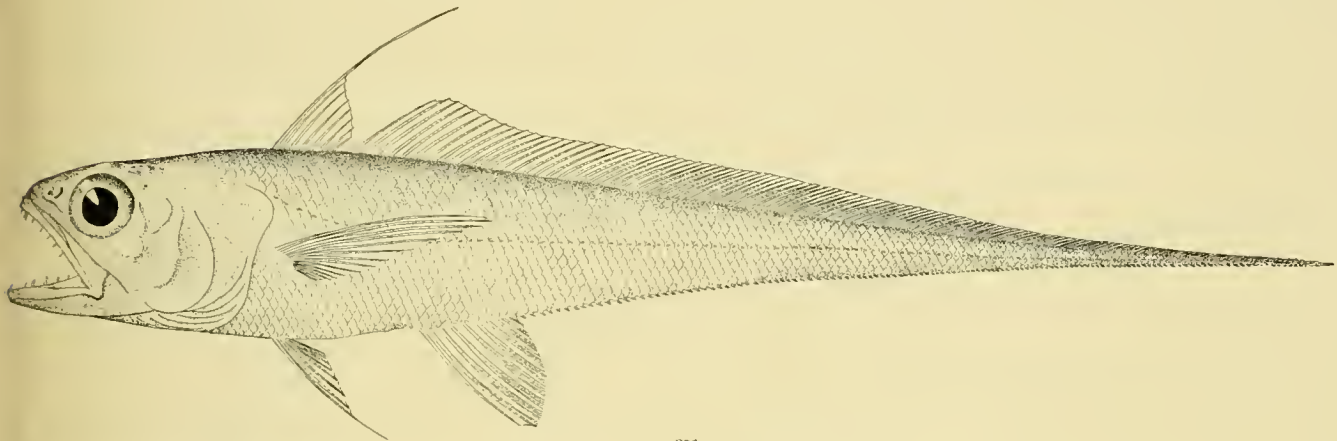
348. *ABYSSICOLA MACROCHIRA*. (p. 417.)

349. *TRACHYRHYNCHUS SCABRUS*. (p. 417.)

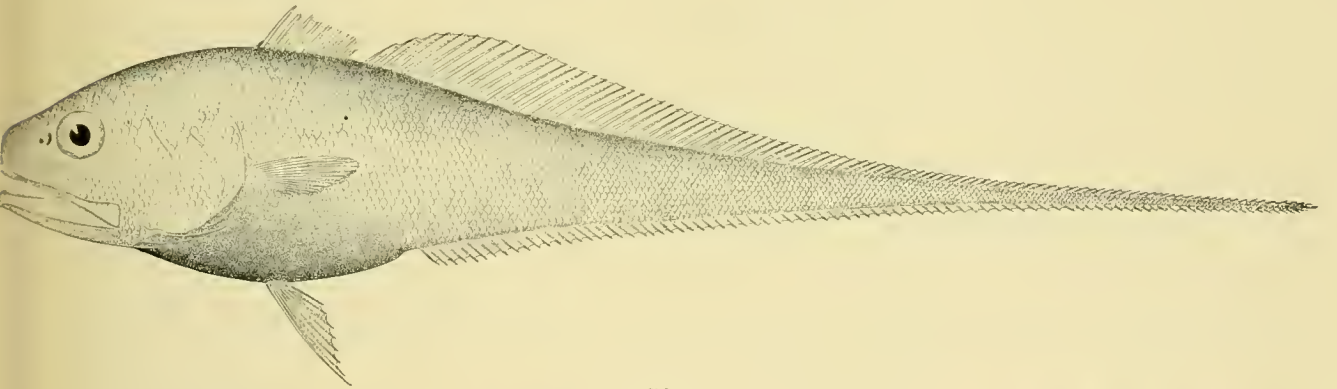
349a. *MACRURUS LONGIFILIS*. (p. 417.)



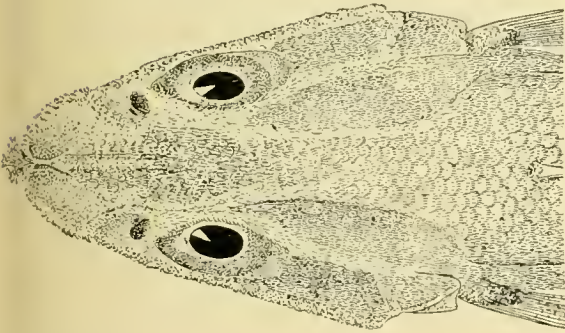
350



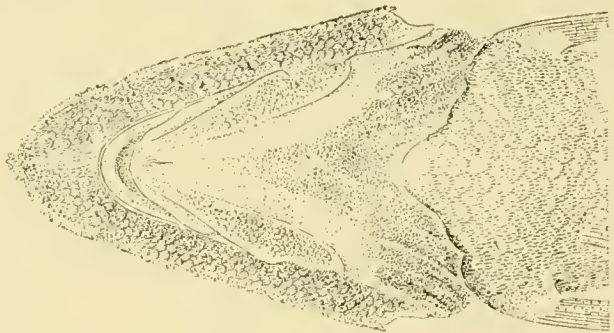
351



352



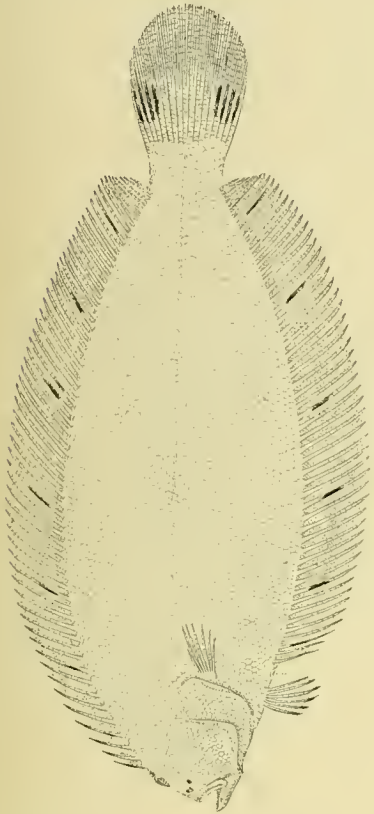
353



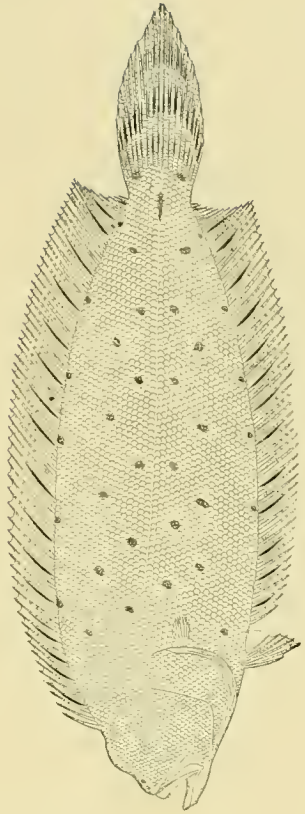
354

350. MACRURONUS NOVÆ-ZELANDIÆ. (p. 418.)
352. BATHYGADUS FAVOSUS. (p. 420.)

351. STEINDACHNERIA ARGENTEA. (p. 419.)
353, 354. CELORHYNCHUS CARMINATUS. (p. 398.)



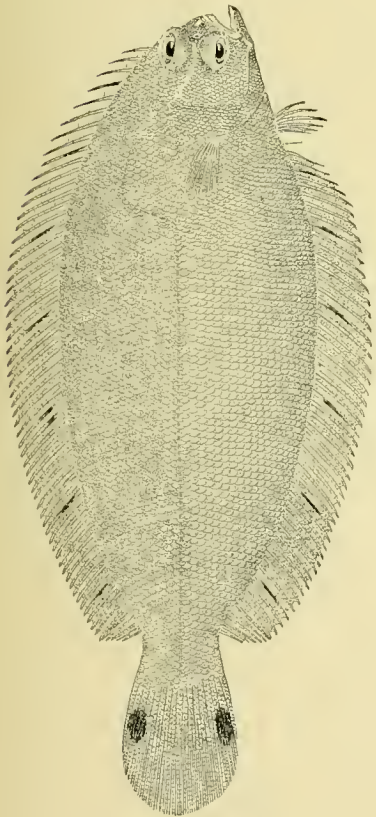
355b



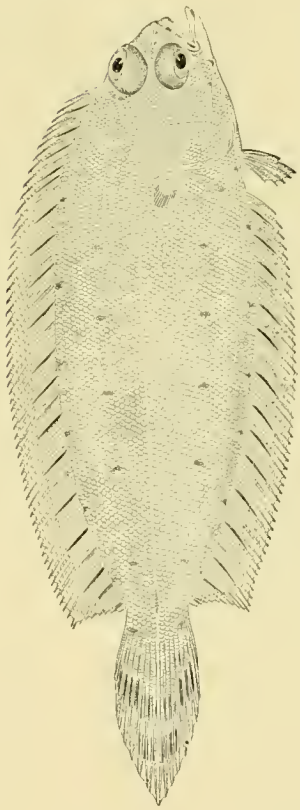
355d



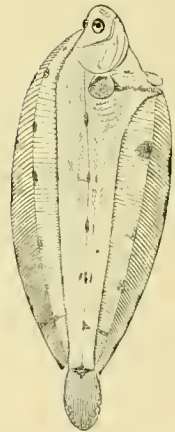
355c



355a



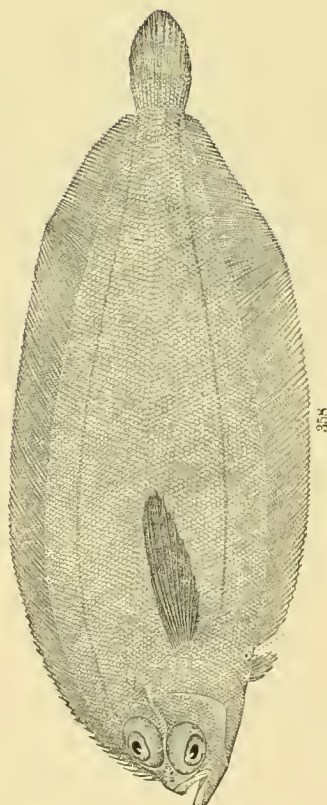
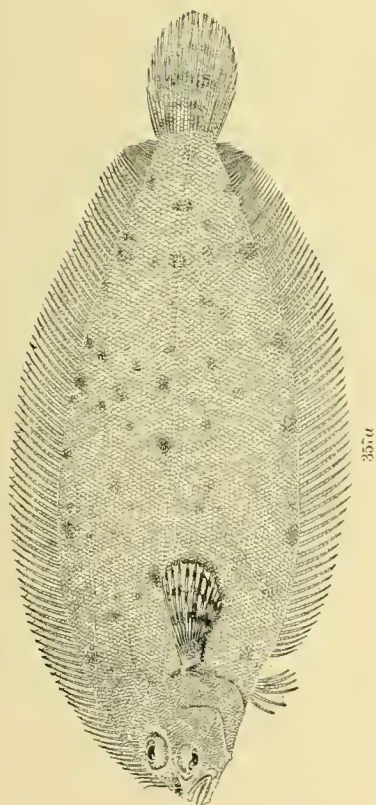
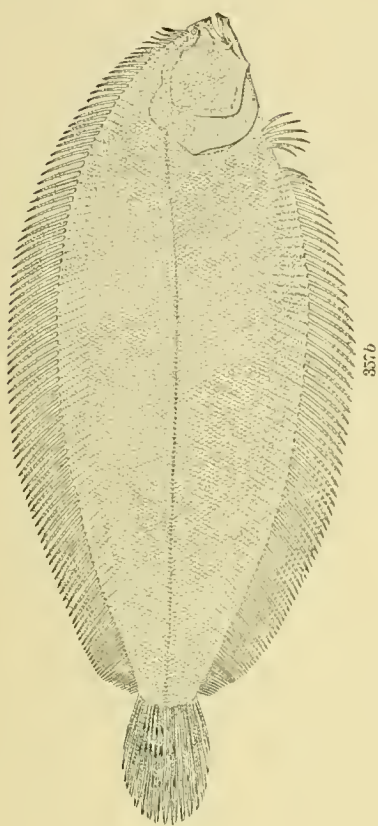
355c



356a

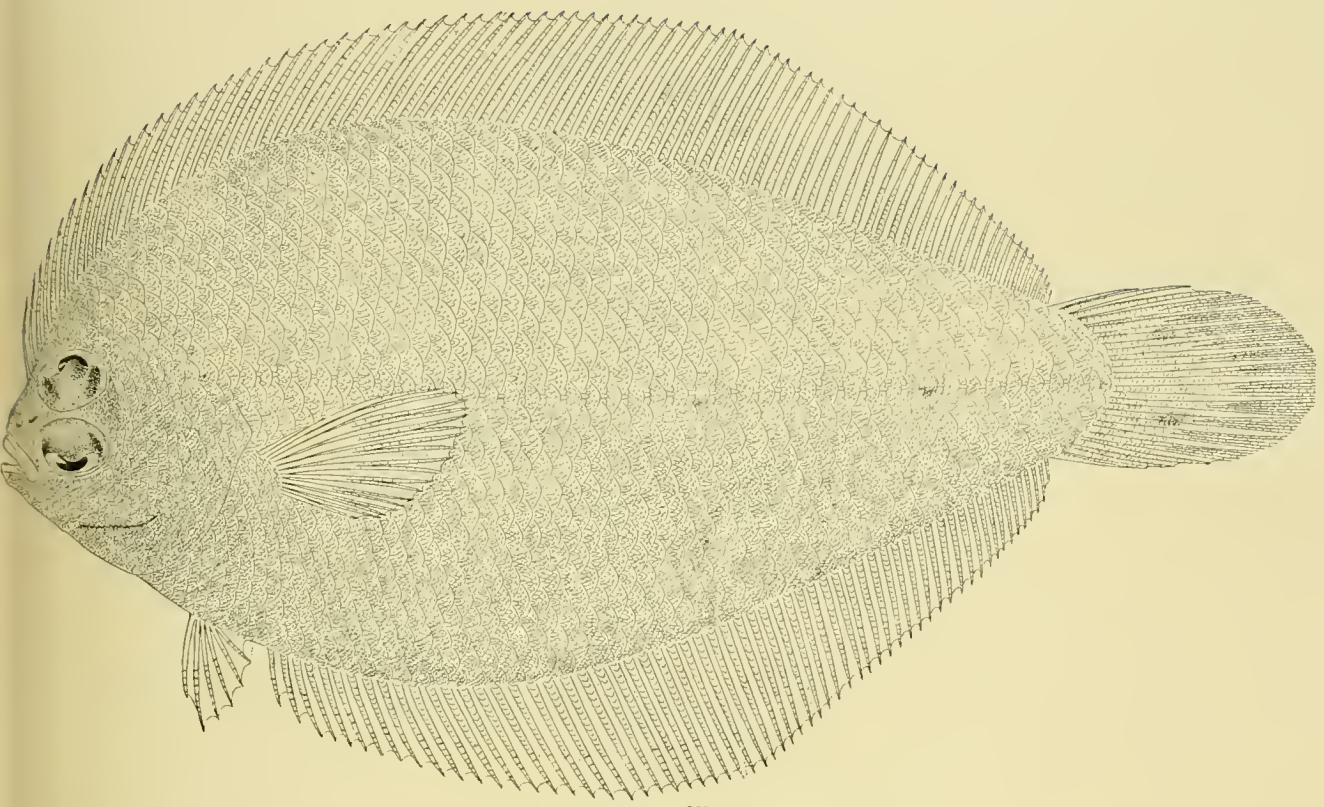
355a-d. LIMANDA BEANIL (p. 428.)

356a, b. GLYPTOCEPHALUS CYNOGLOSSUS. (p. 430.)



357*a, b*. *MONOLELE SESSILICAUDA*. (p. 452.)

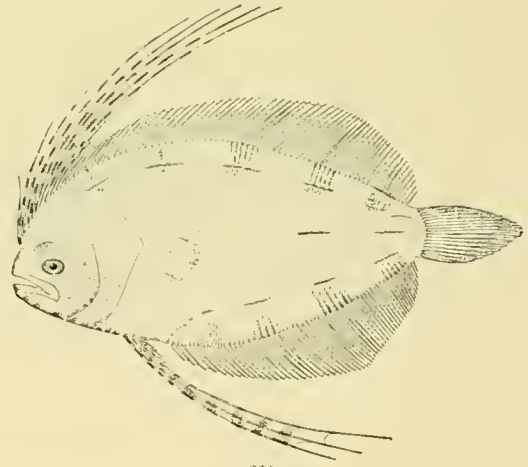
358, 359. *MONOLELE ATRIMANA*. (p. 455.)



360



361



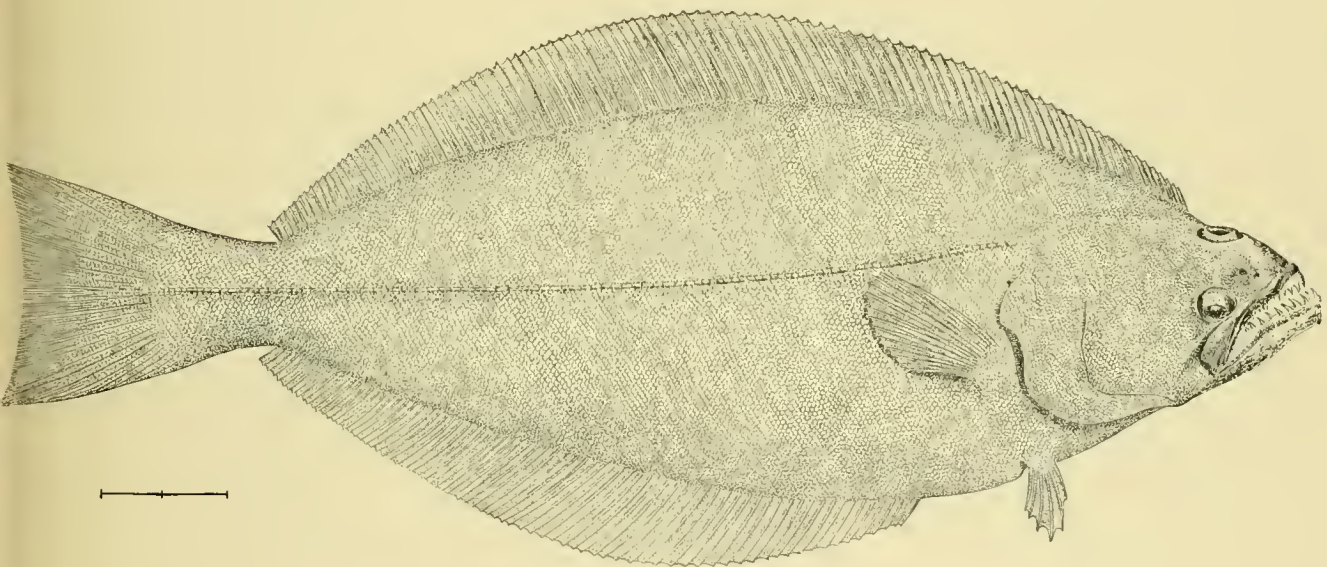
362

360, 361. ETROPUS RIMOSUS. (p. 450.)

362. NOTOSEMA DILECTA. (p. 437.)



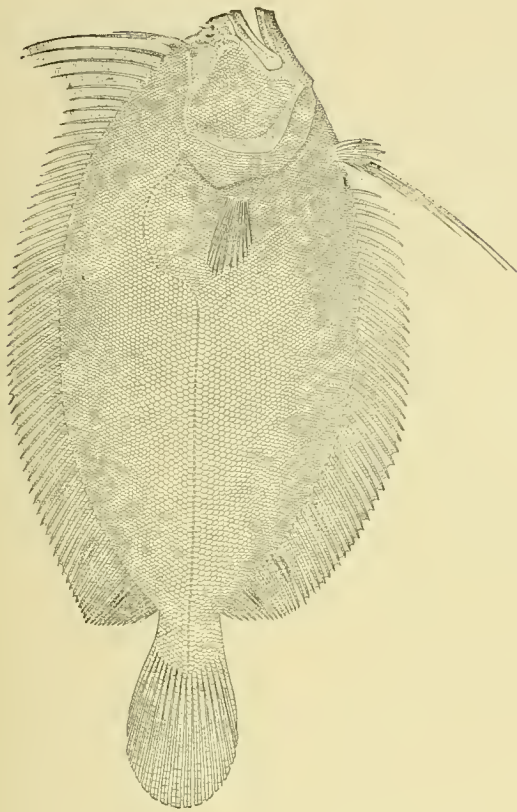
363



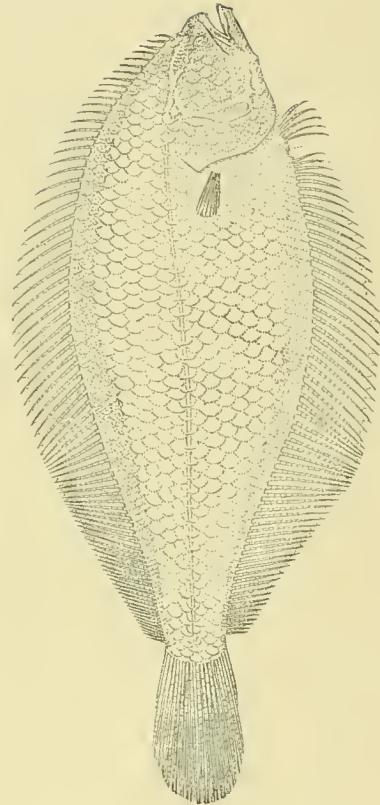
364

363. HIPPOGLOSSUS VULGARIS. (p. 434.)

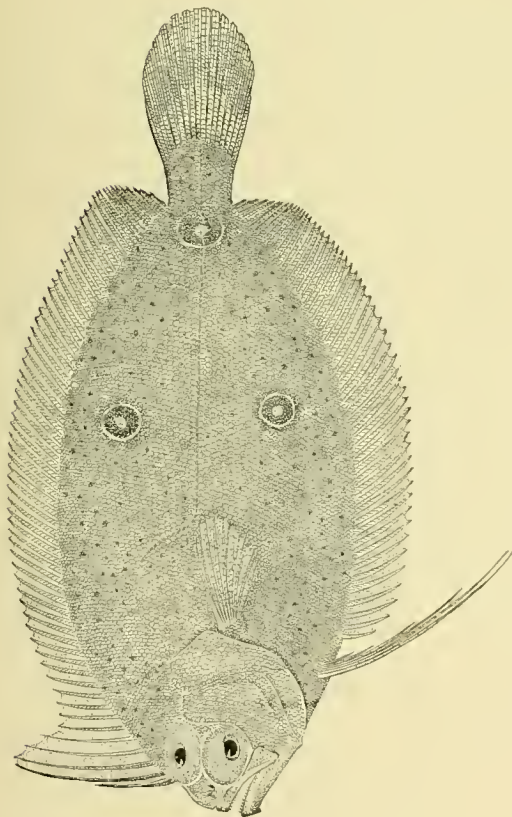
364. PLATYSOMATICHTHYS HIPPOGLOSSOIDES. (p. 435.)



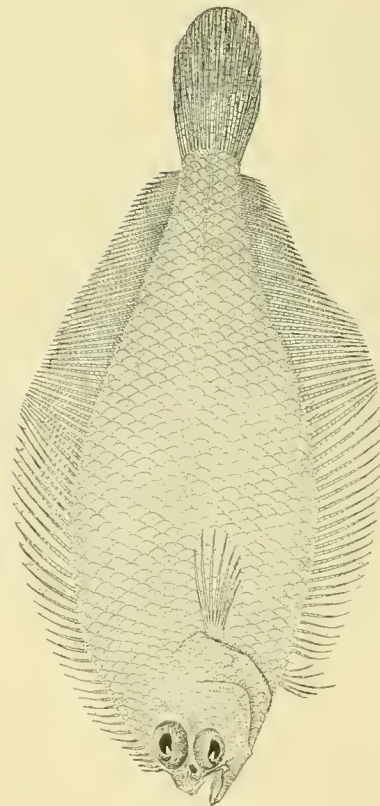
365b



366b



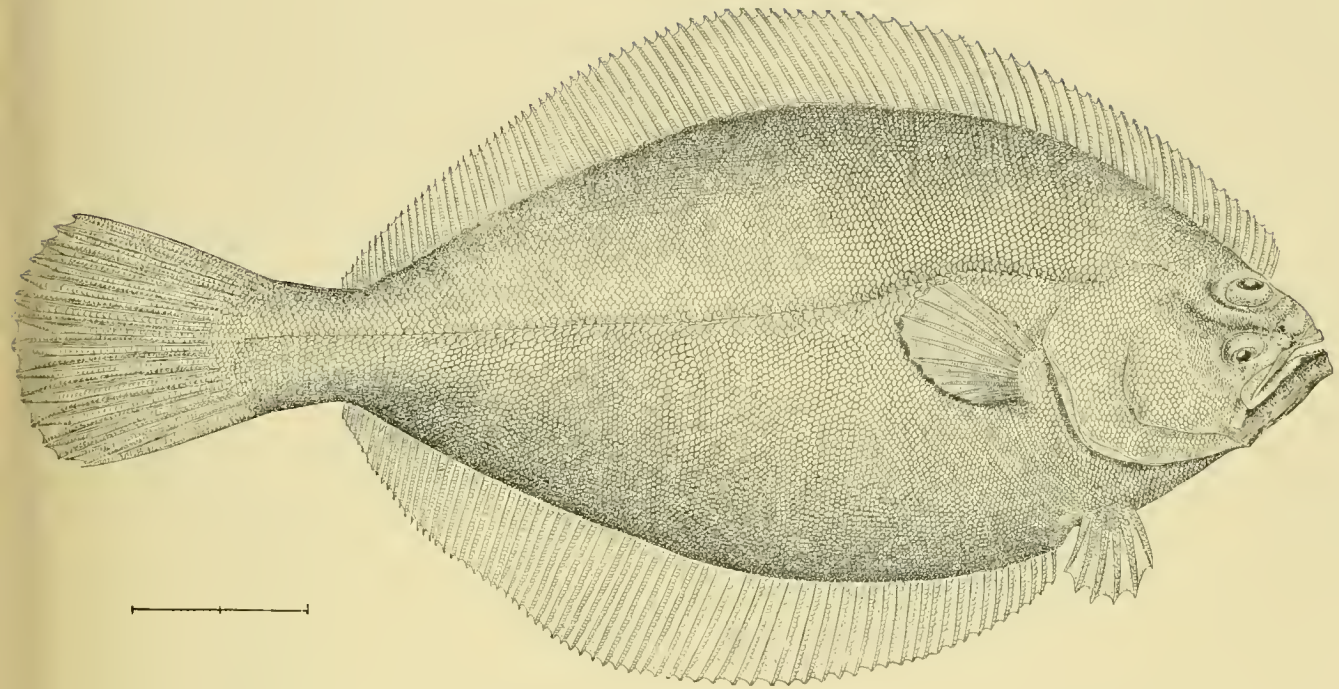
365a



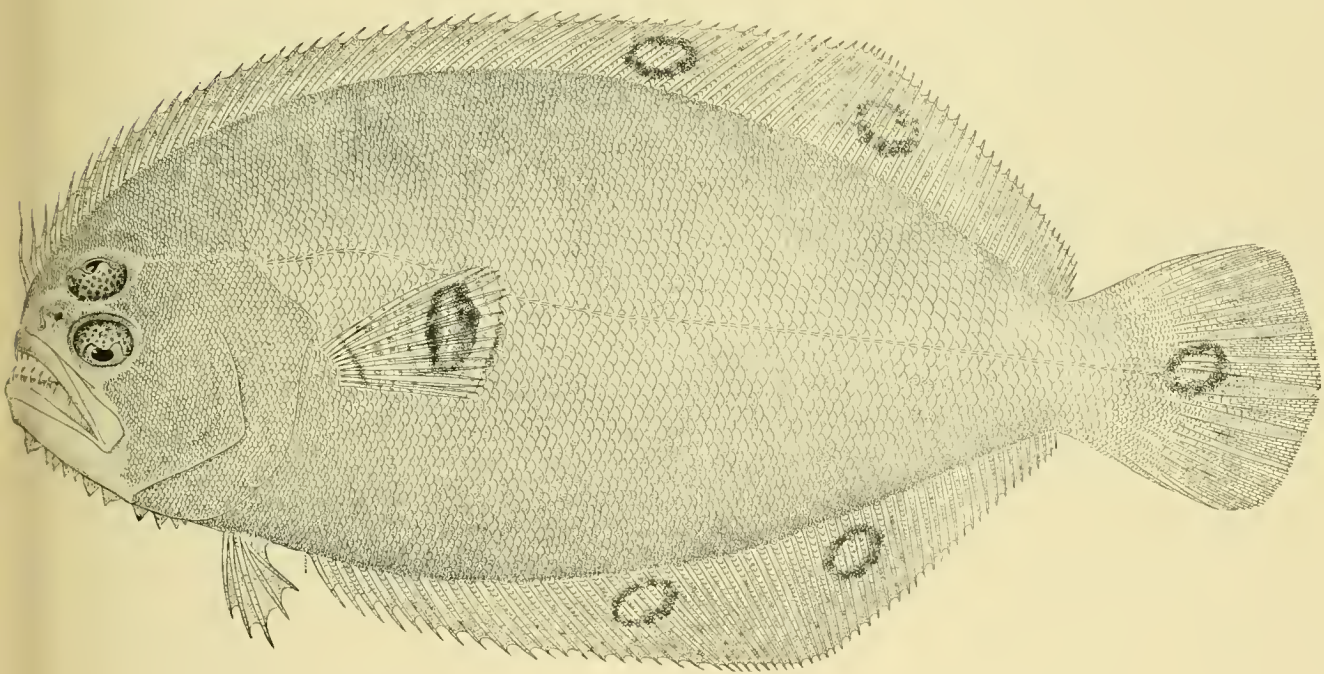
366a

365a, b. *NOTOSEMA DILECTA*. (p. 437.)

366a, b. *CITHARICHTHYS ARCTIFRONS*. (p. 442.)



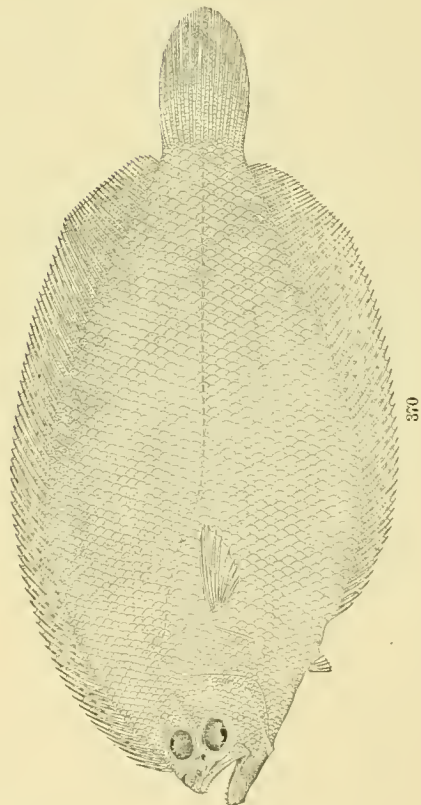
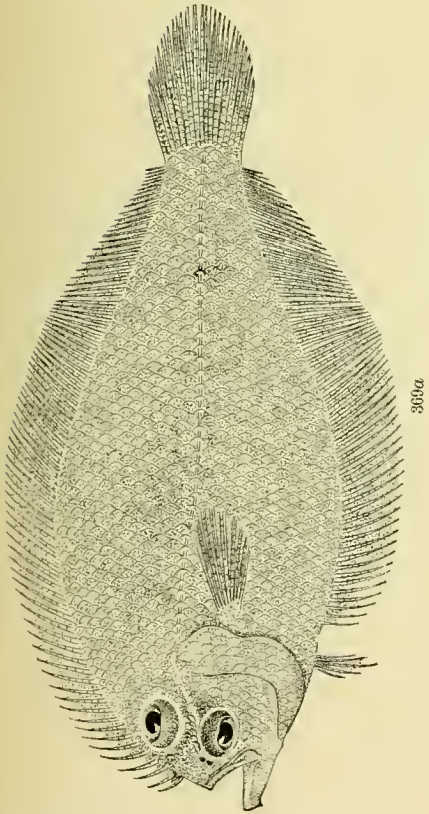
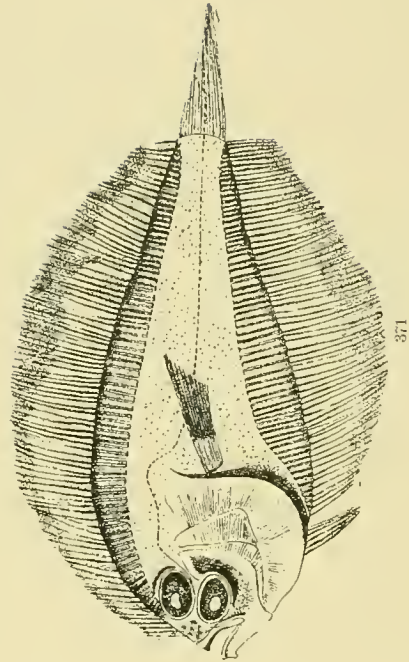
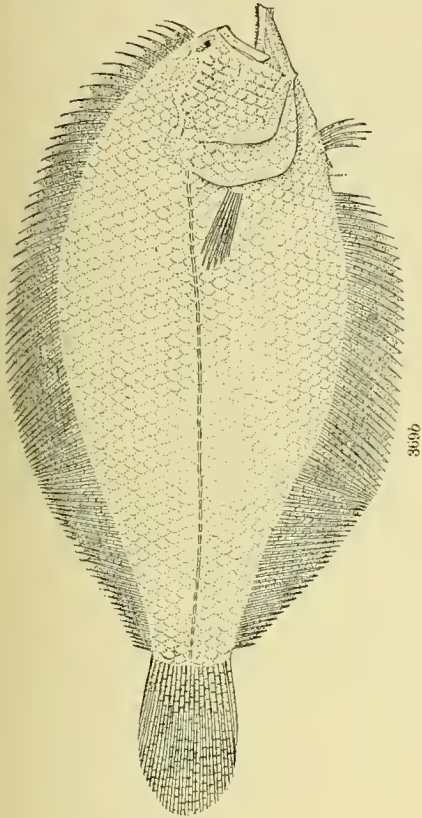
367



368

367. HIPPOGLOSSOIDES PLATESSOIDES. (p. 438.)

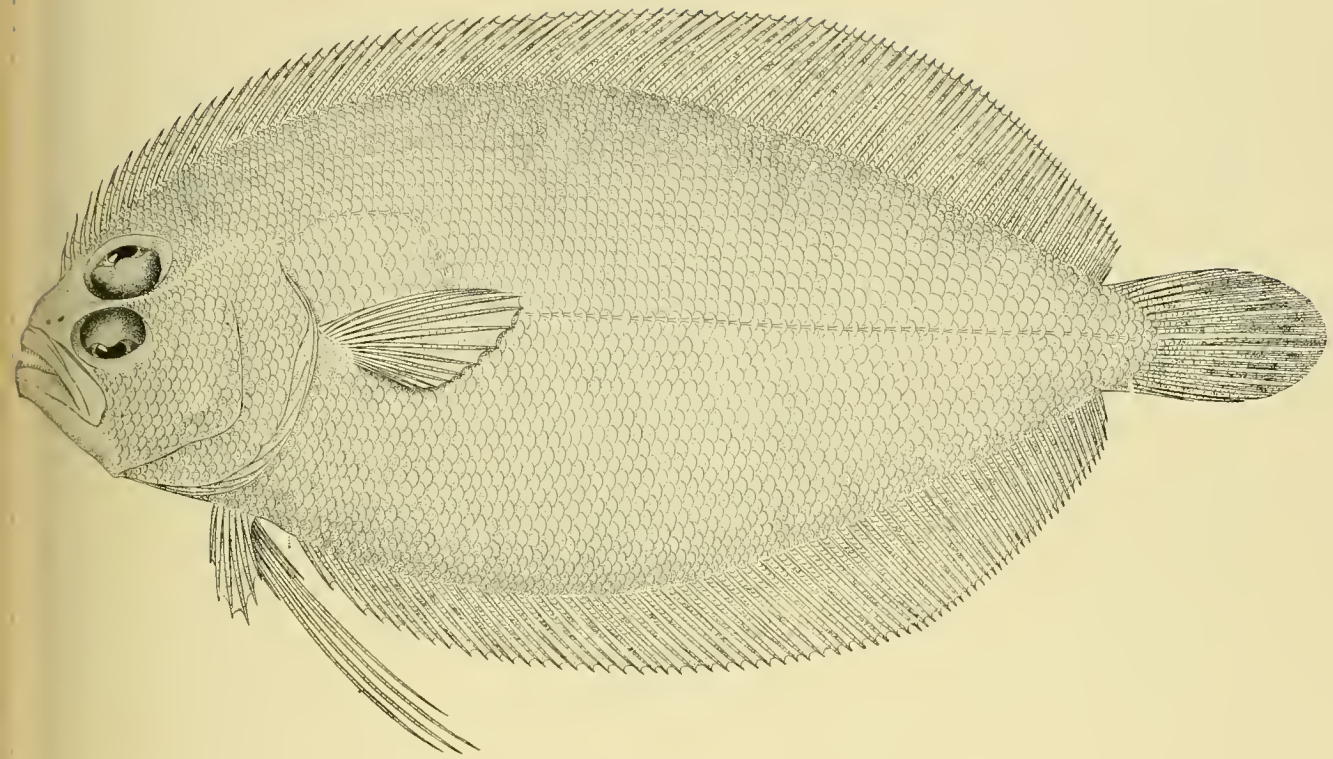
368. CYCLOPSETTA FIMBRIATA. (p. 451.)



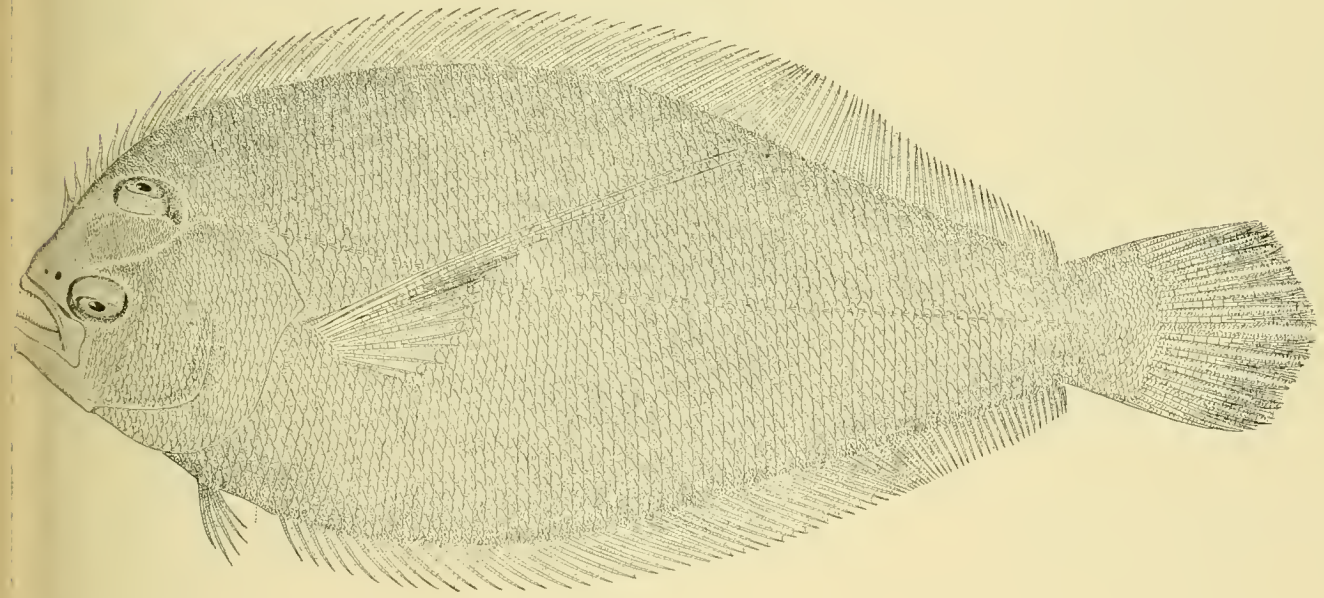
369a, b. *CITHARICHTHYS UNICORNUS*. (p. 444.)

370. *CITHARICHTHYS SPILOPTERUS*. (p. 427.)

371. *SCIANECTES MACROPHthalmus*. (p. 440.)




372



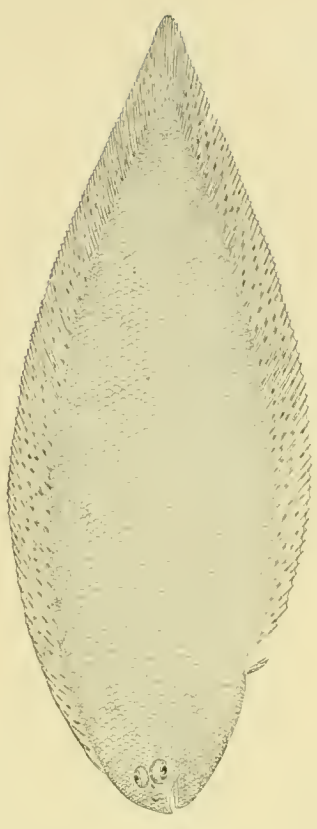
373

372. *TRICHOSETTA VENTRALIS*. (p. 440.)

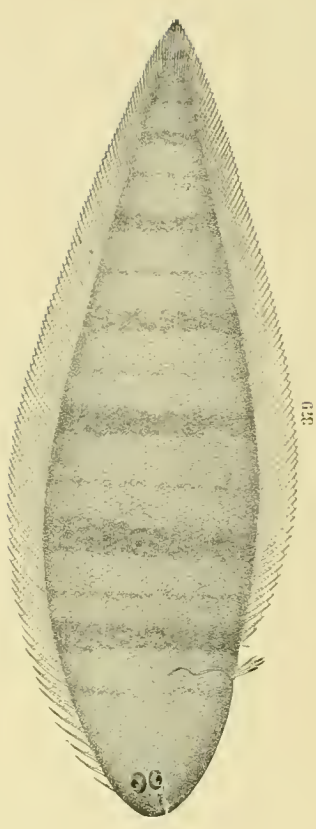
373. *CITHARICHTHYS PÆTULUS*. (p. 448.)




375



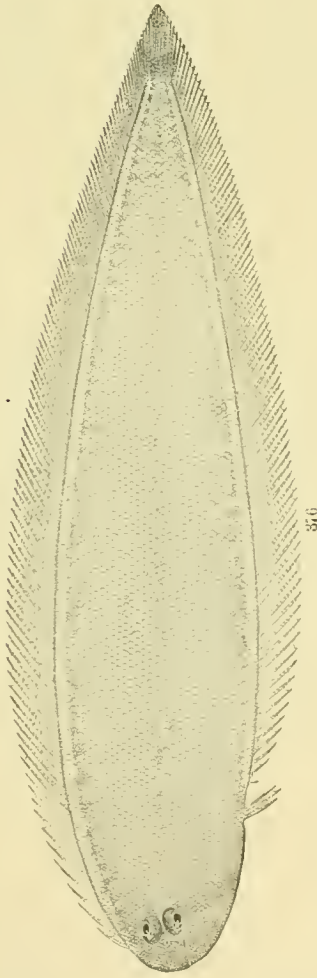
377



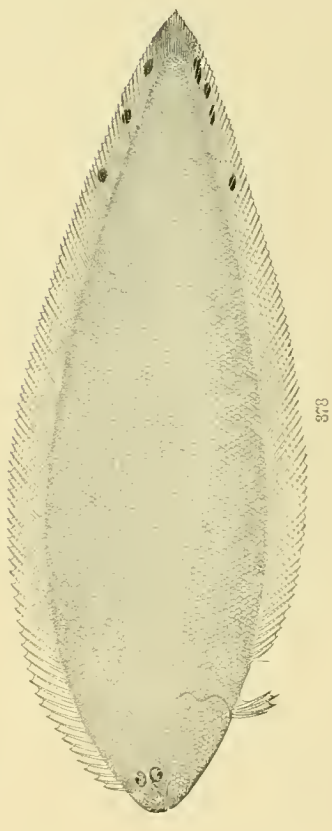
378



374



376

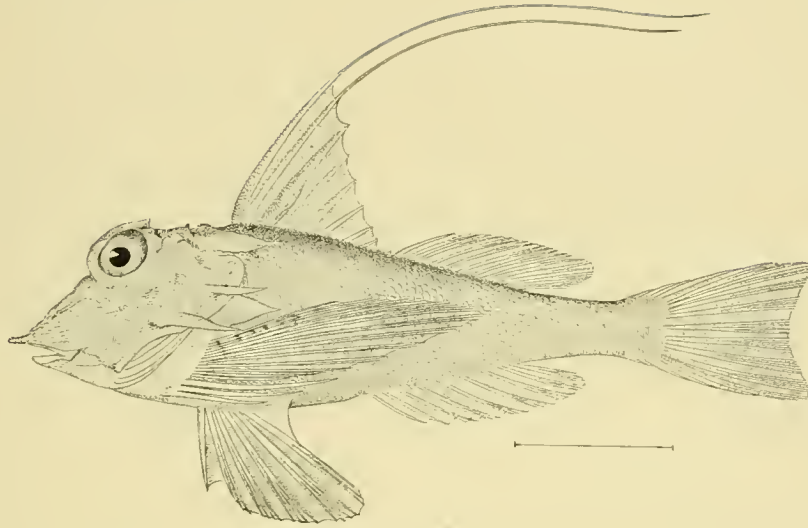


379

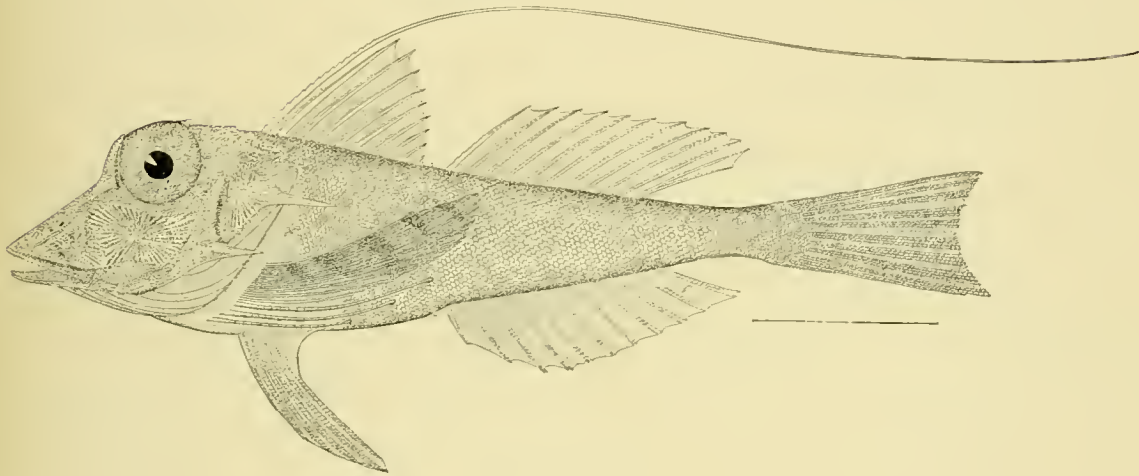
374. APHORISTIA FASCIATA. (p. 458.)
377. APHORISTIA FIGRA. (p. 460.)

375. APHORISTIA NEBULOSA. (p. 458.)
378. APHORISTIA DIOMEDIANA. (p. 460.)

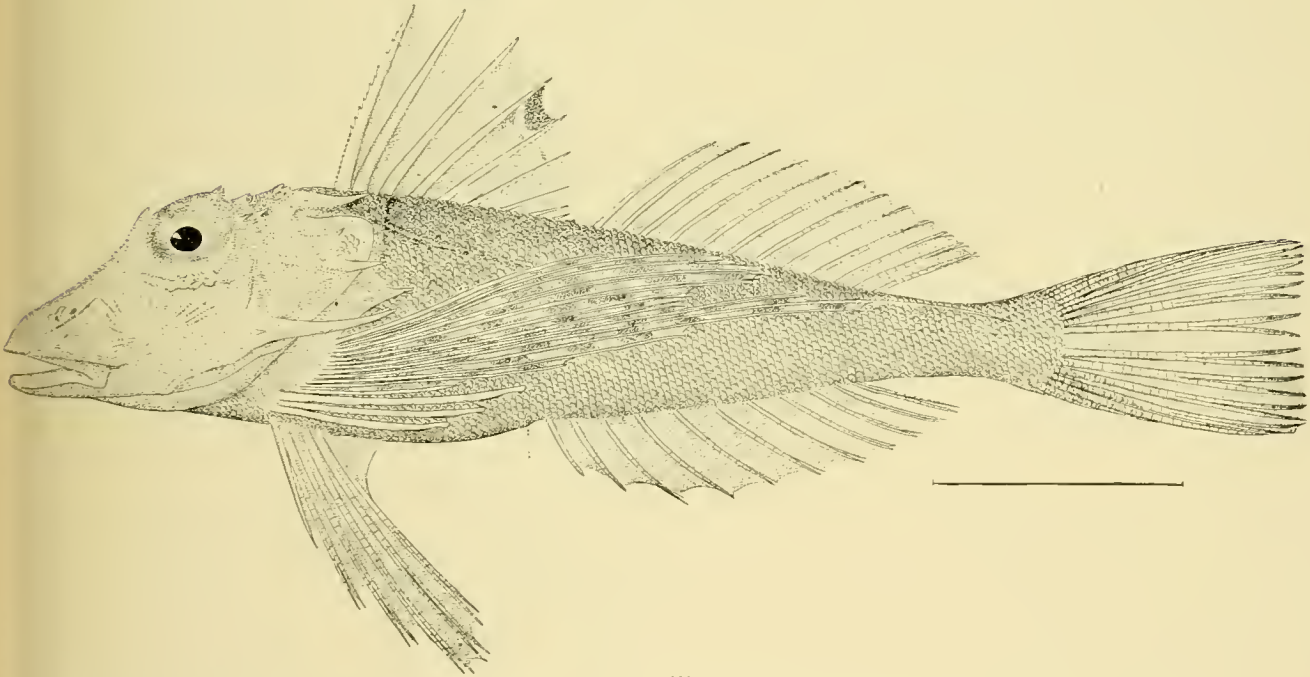
376. APHORISTIA MARGINATA. (p. 459.)
379. APHORISTIA PUSILLA. (p. 461.)



380



381

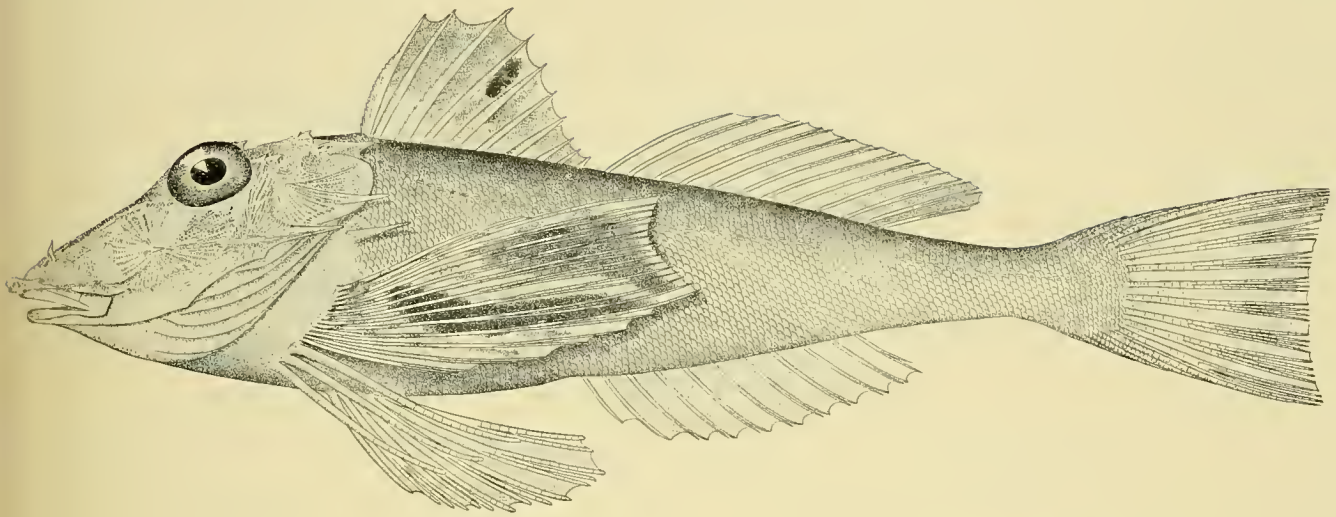


382

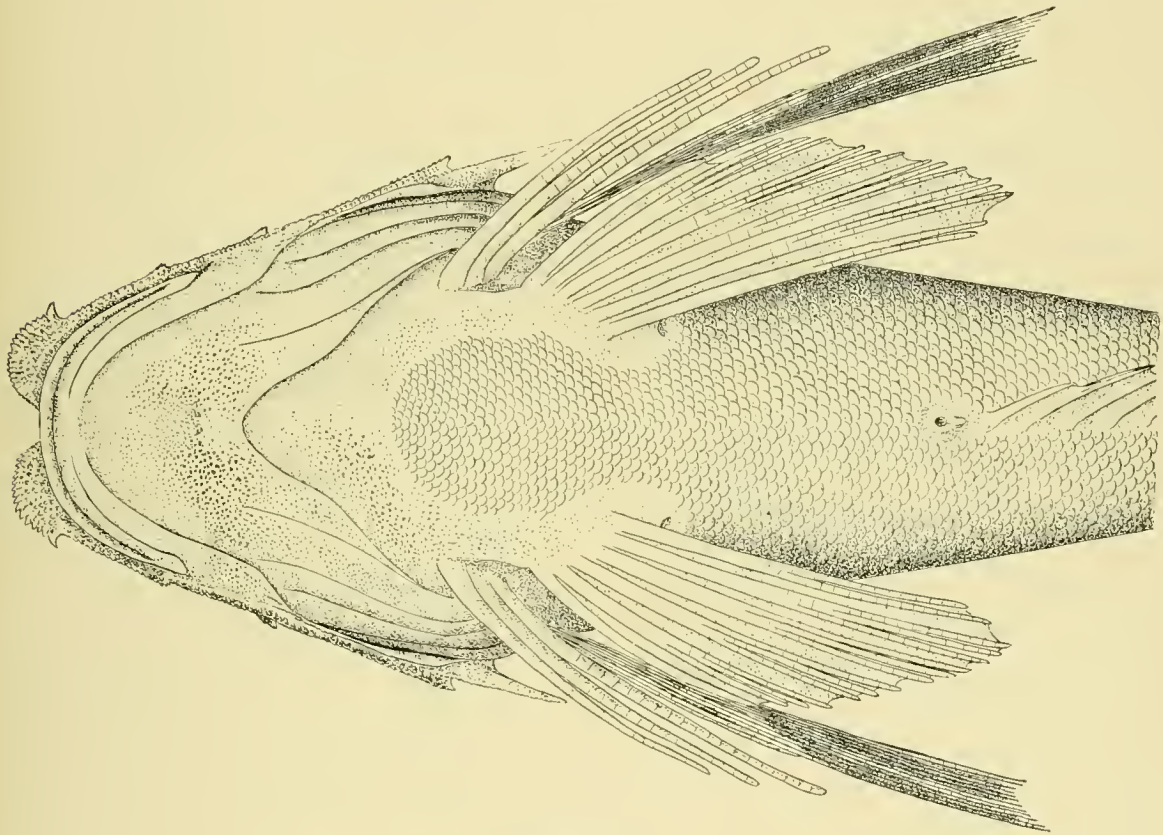
380. PRIONOTUS MILITARIS. (p. 464.)

381. PRIONOTUS EGRETTA. (p. 465.)

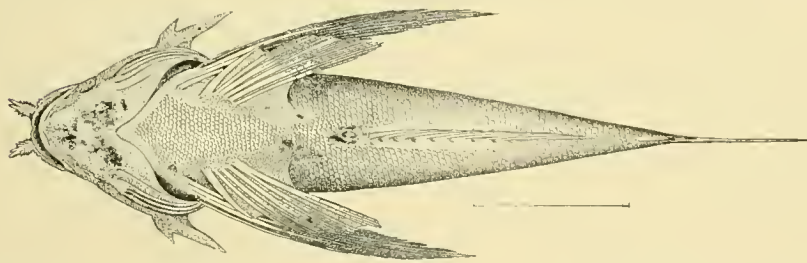
382. PRIONOTUS ALATUS. (p. 467.)



383



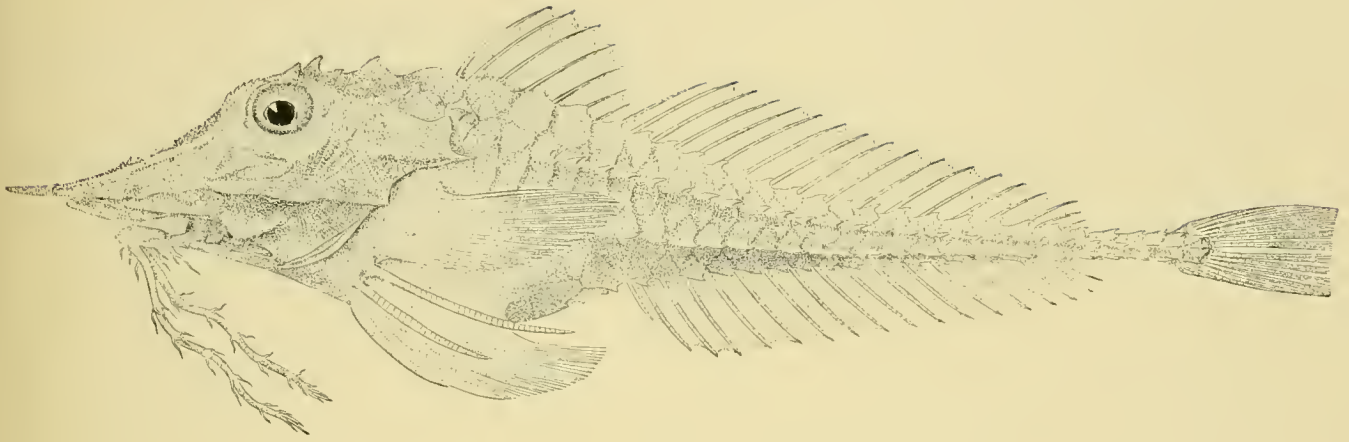
383b



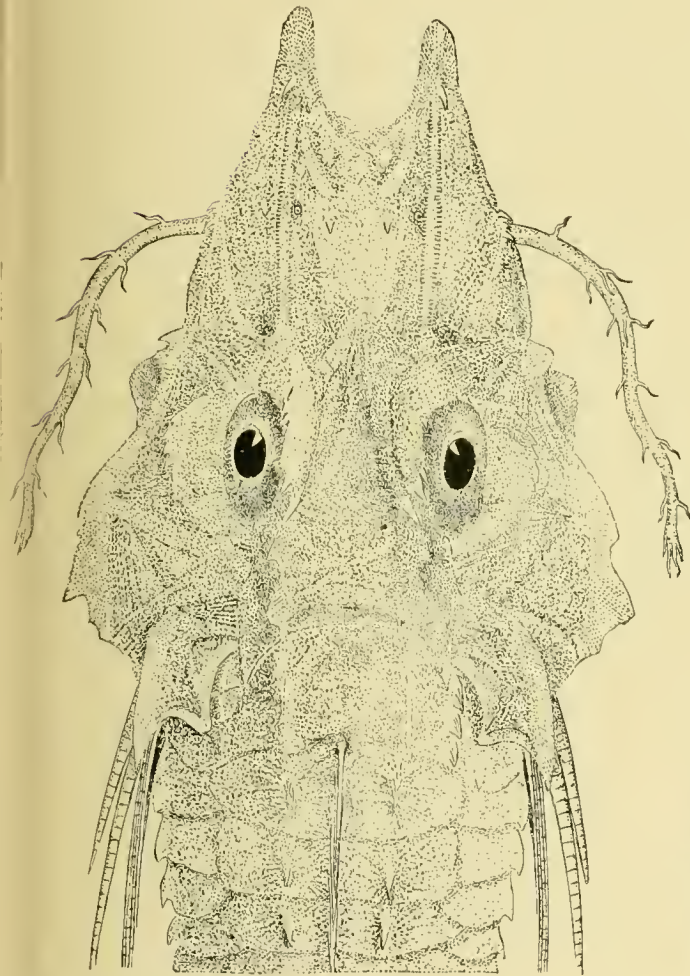
384

383, 383b. PRIONOTUS TRINITATIS. (p. 463.)

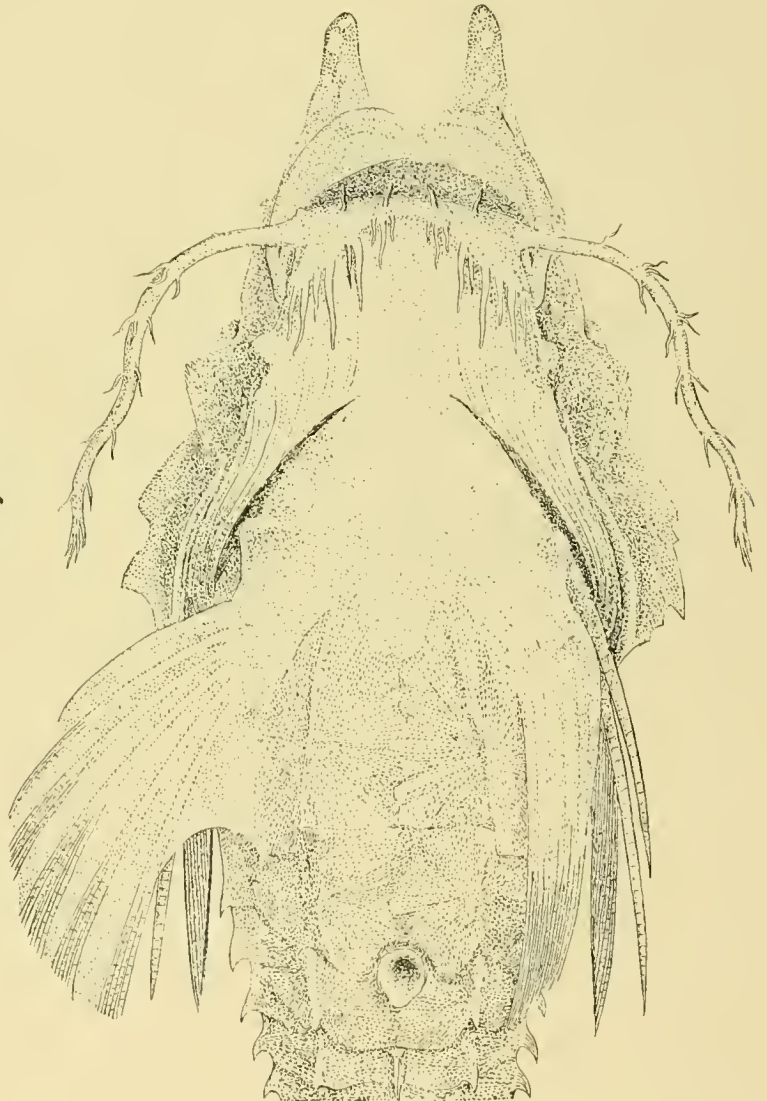
384. PRIONOTUS MILITARIS. (p. 464.)



385

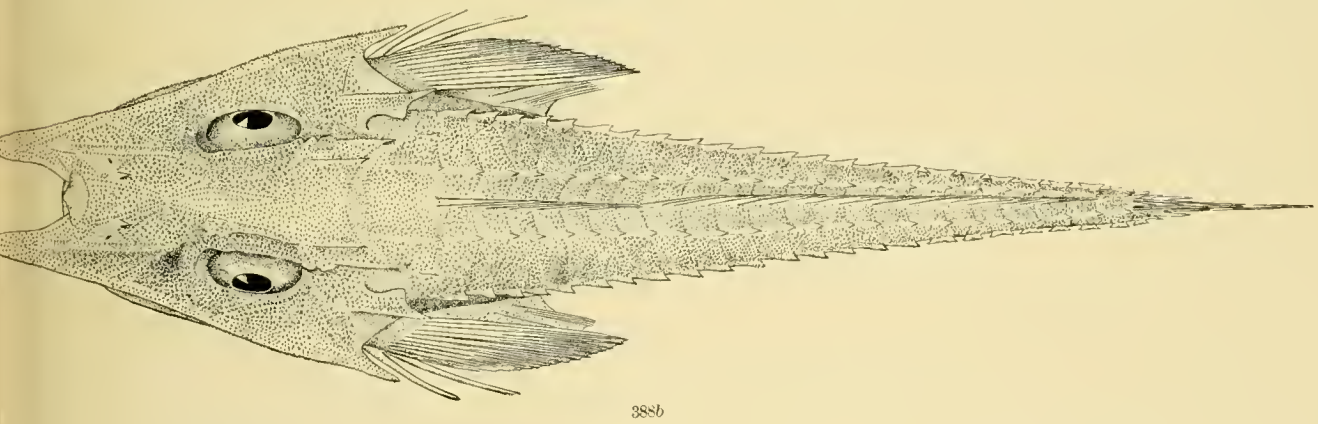
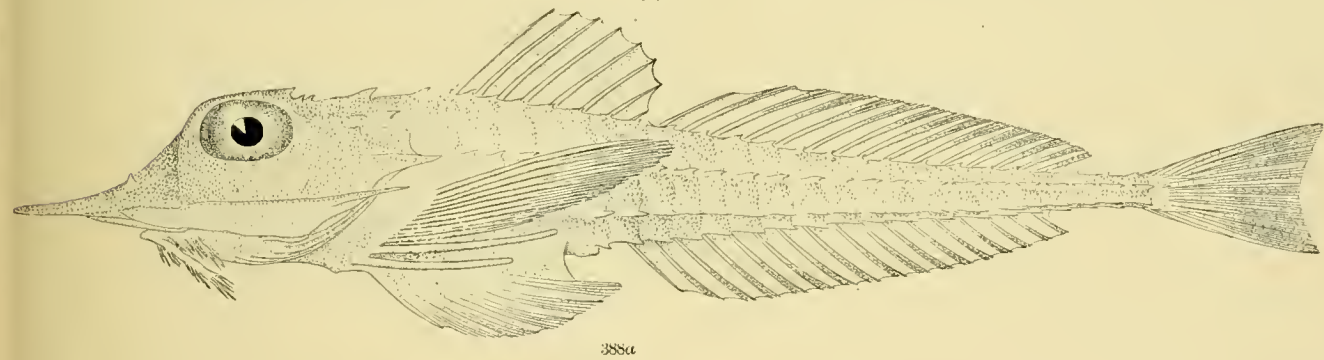
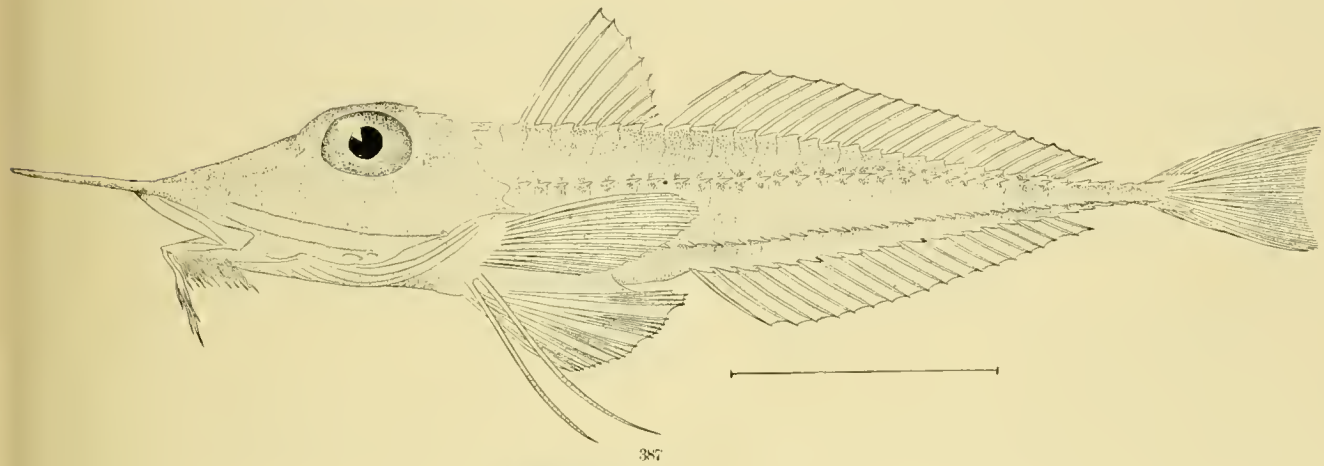
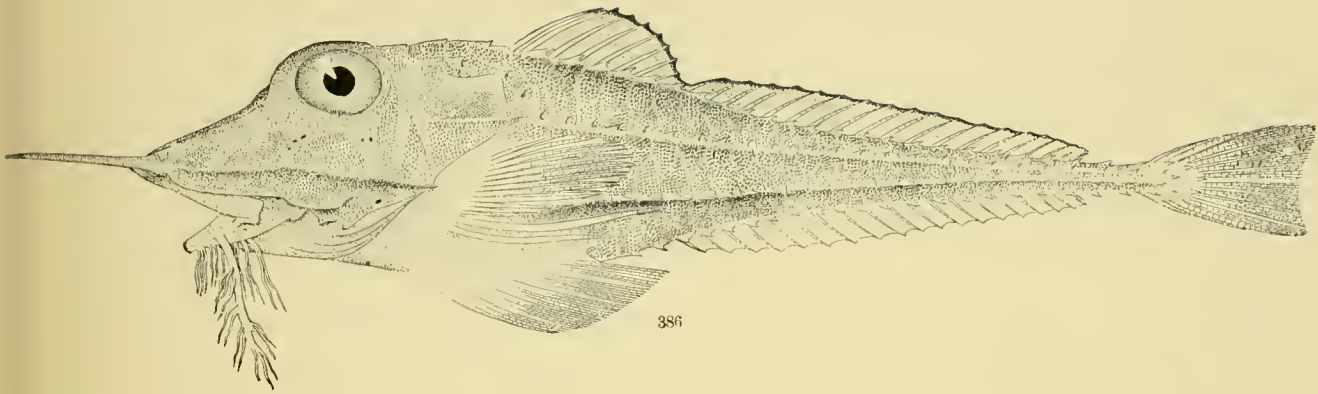


385a



385b

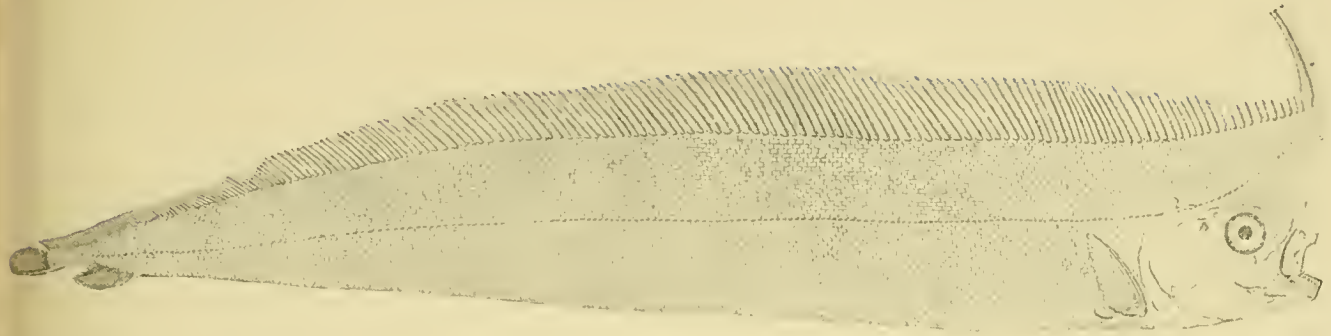
385, 385a, b. PERISTEDION MINIATUM. (p. 470.)



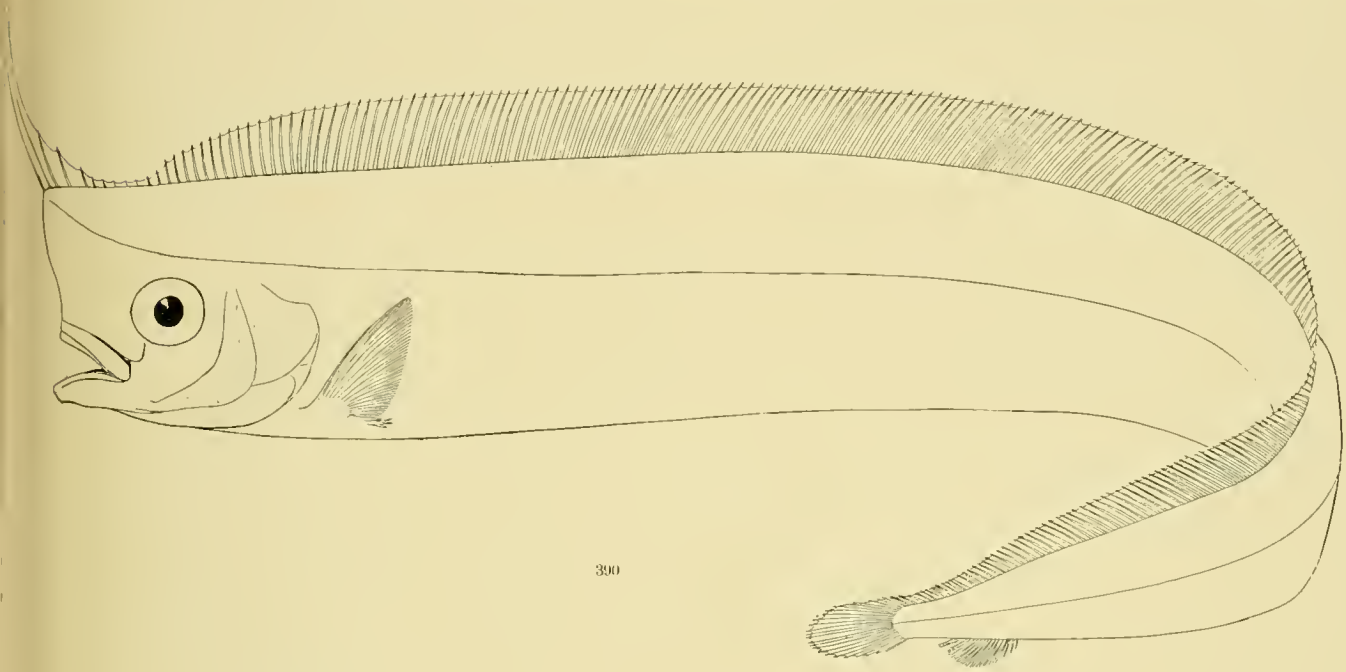
386. PERISTEDION LONGISPATHA. (p. 472.)

387. PERISTEDION GRACILE. (p. 473.)

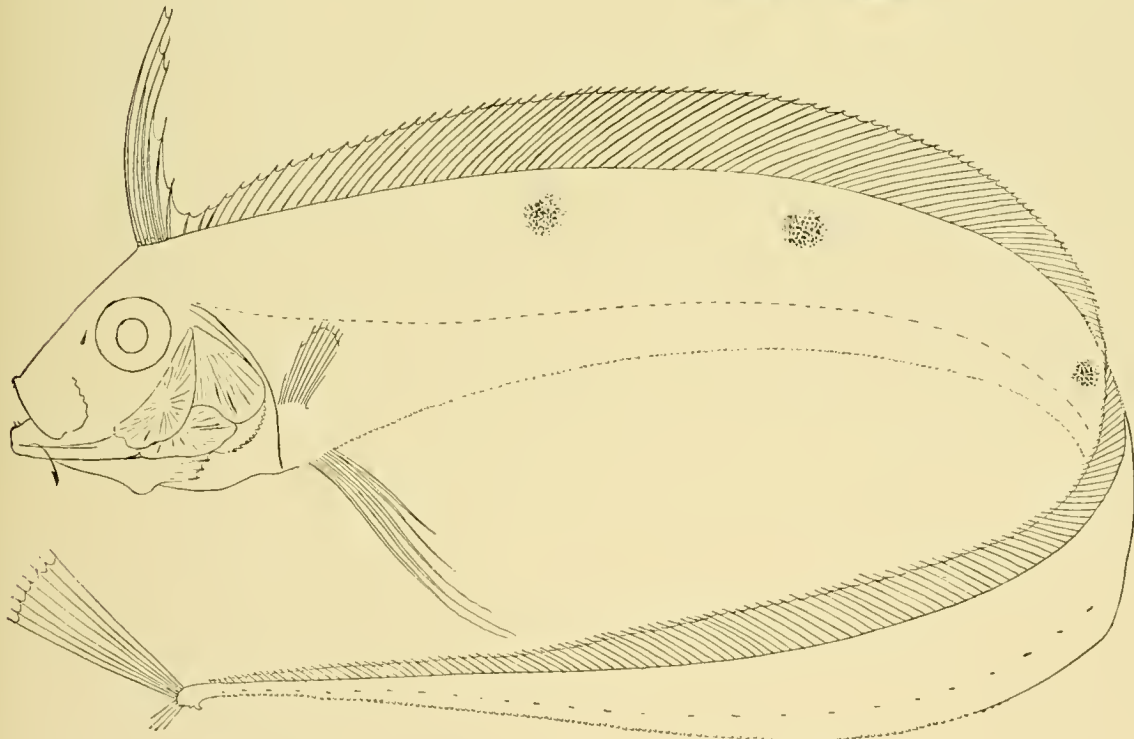
388a, b. PERISTEDION PLATYCEPHALUM. (p. 474.)



389



390

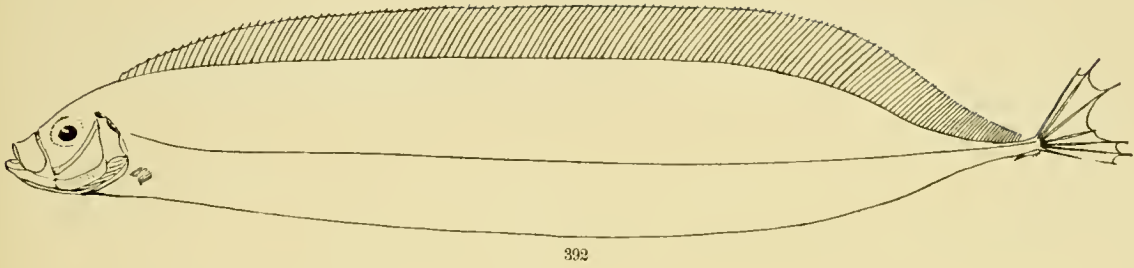


391

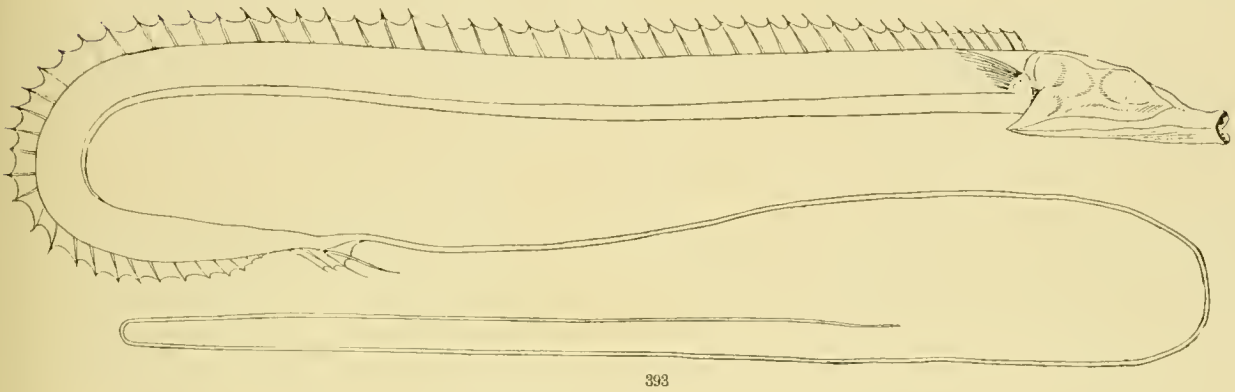
389. LOPHOTES CEPEDIANUS. (p. 349.)

390. LOPHOTES CAPELLEI. (p. 351.)

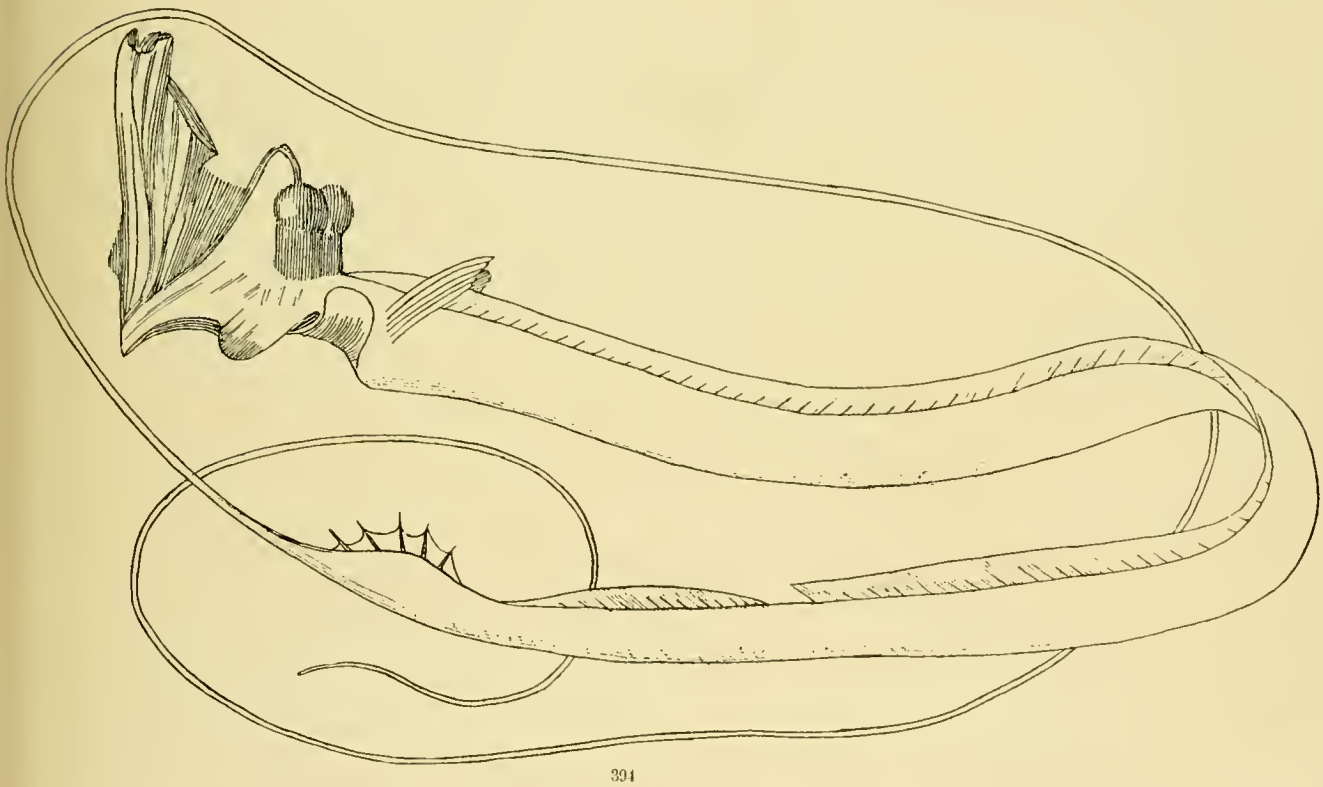
391. TRACHYPTERUS IRIS. (p. 477.)



392



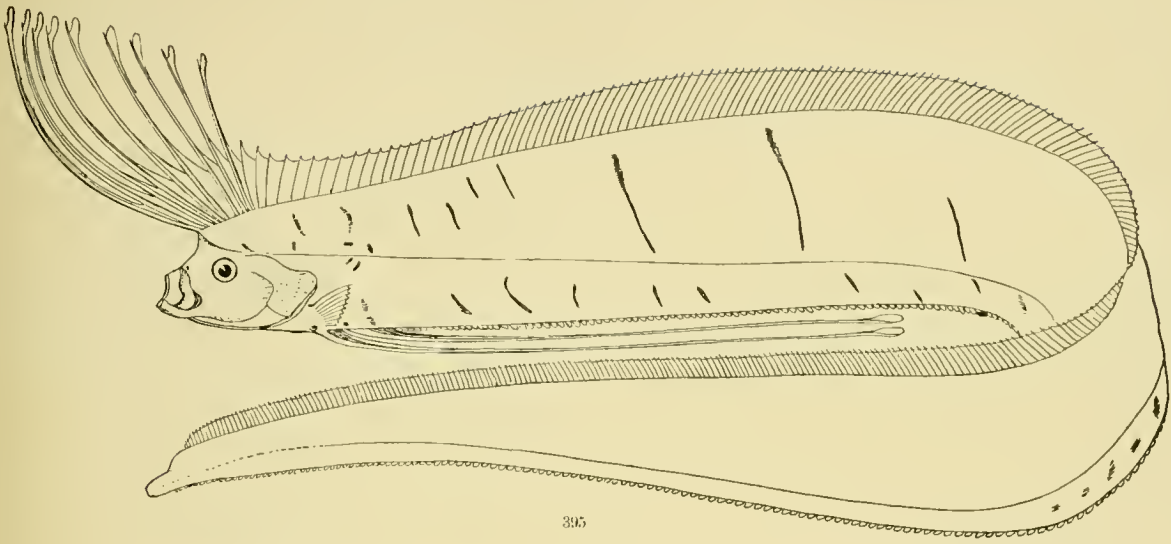
393



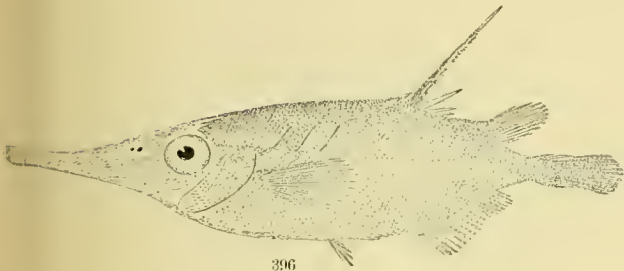
394

392. TRACHYPTERUS ARCTICUS. (p. 479.)

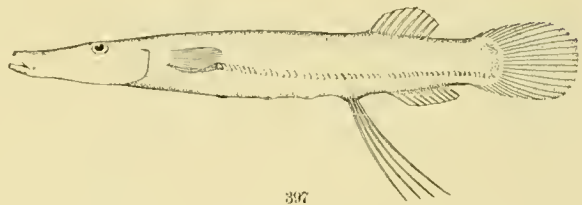
393, 394. STYLEPHORUS CHORDATUS. (p. 482.)



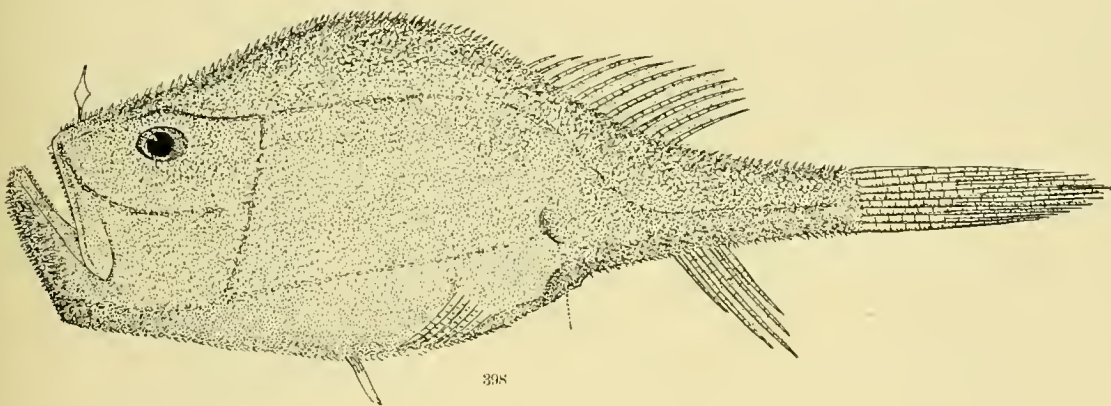
395



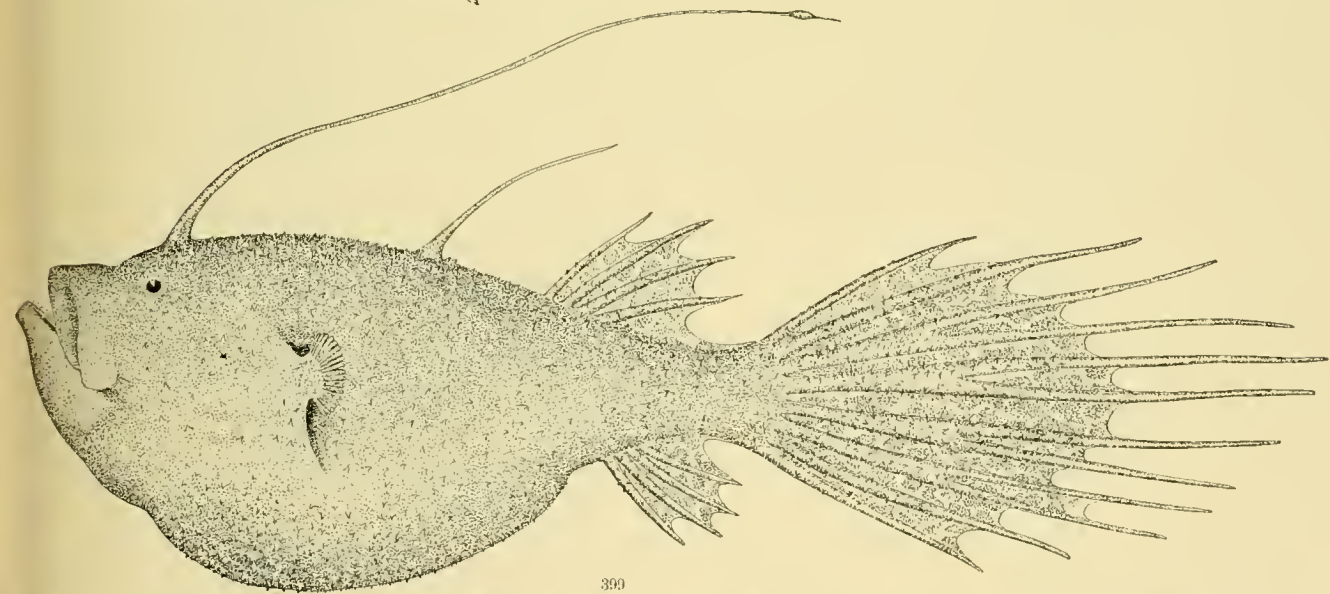
396



397

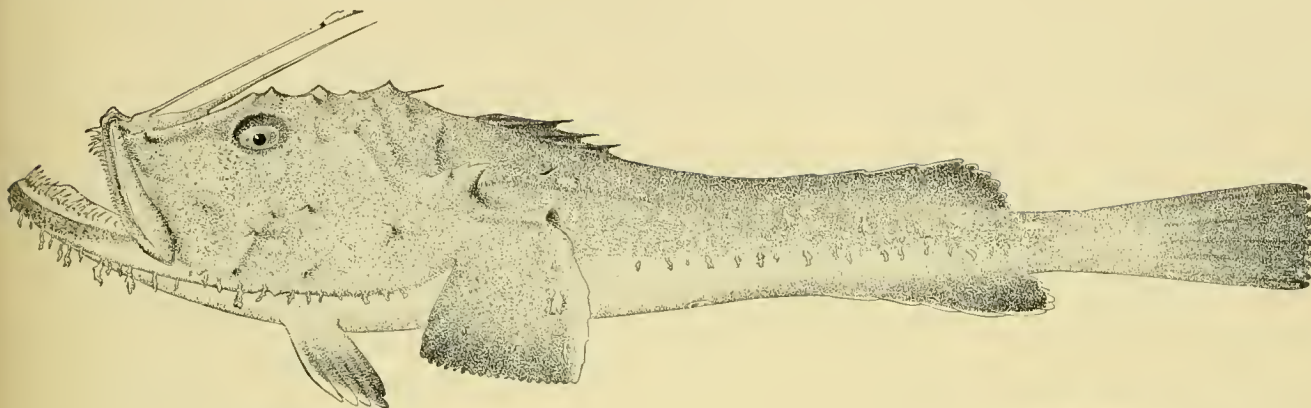


398

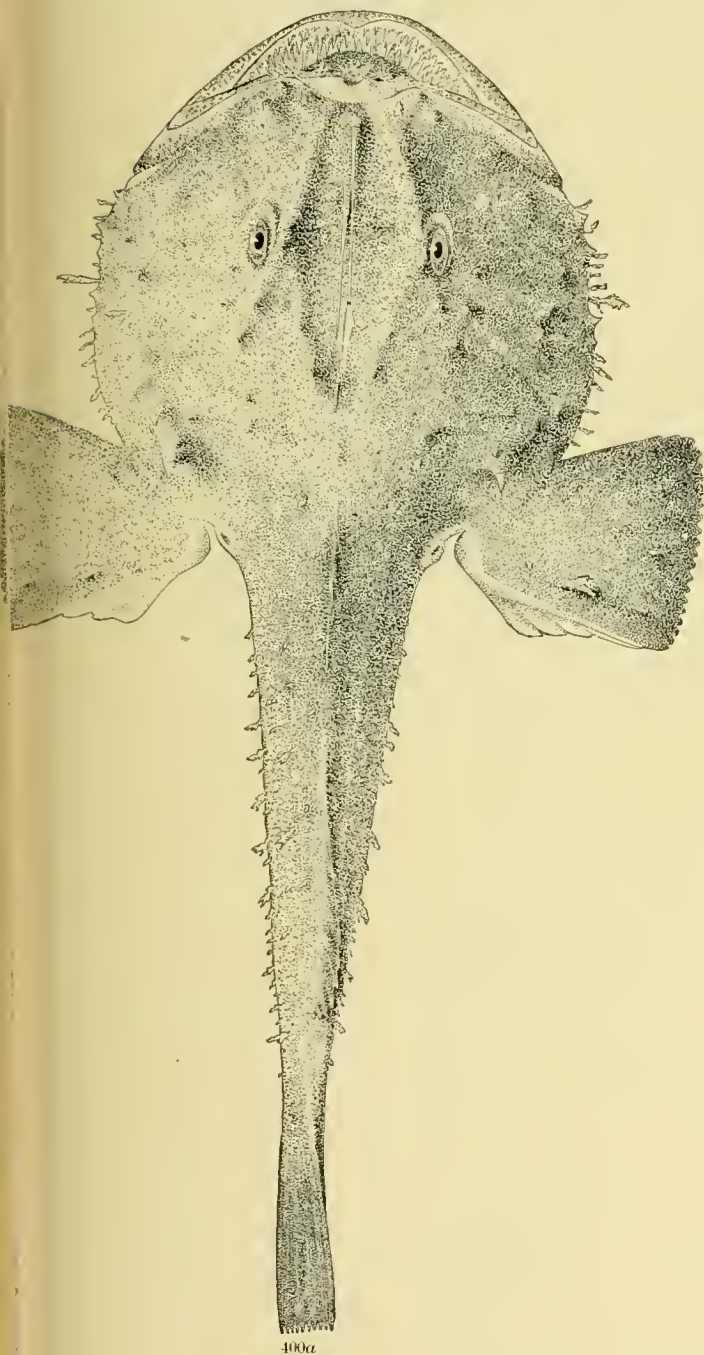


399

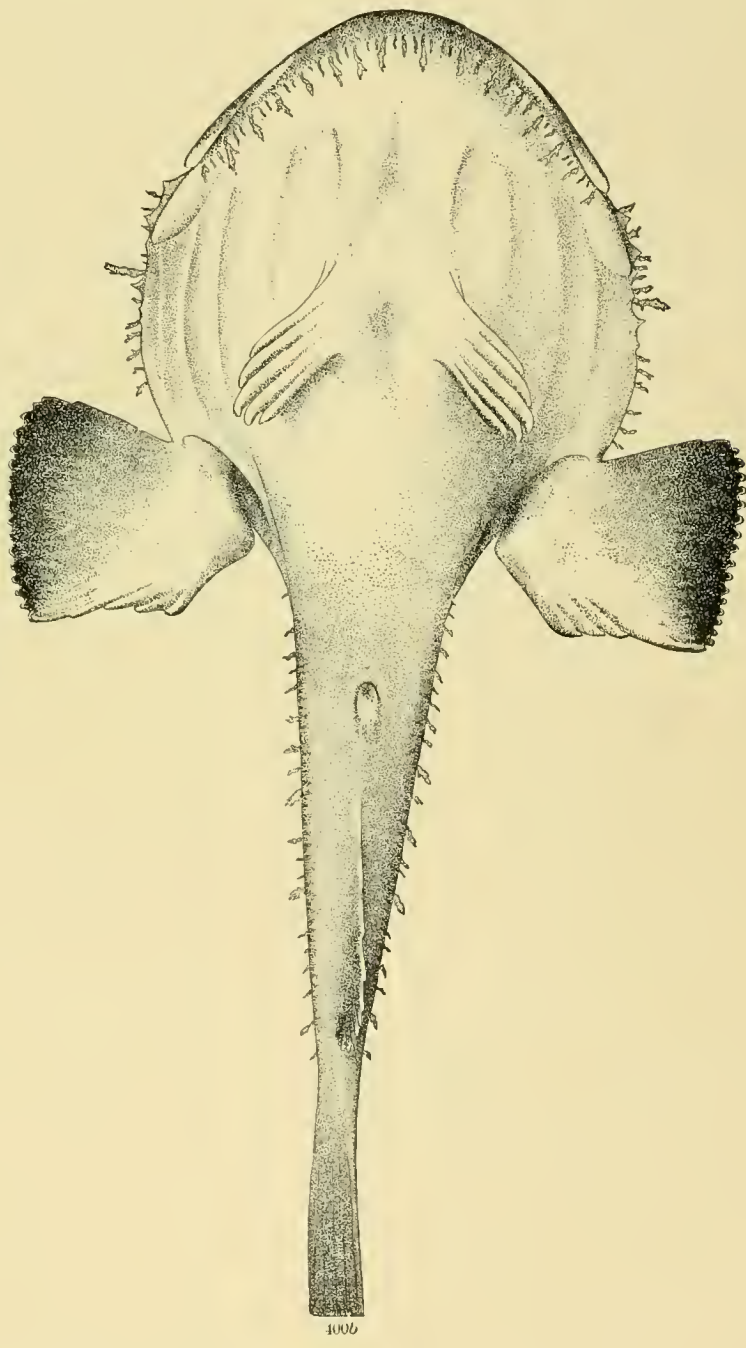
395. REGALECUS GLESENE. (p. 480.) 396. MACRORHAMPHOSUS SCOLOPAX. (p. 483.) 397. AULOSTOMA LONGIPES. (p. 484.)
 398. CHAUNAX PICTUS. (p. 487.) 399. CERATIAS HOLBÖLLII. (p. 489.)



400

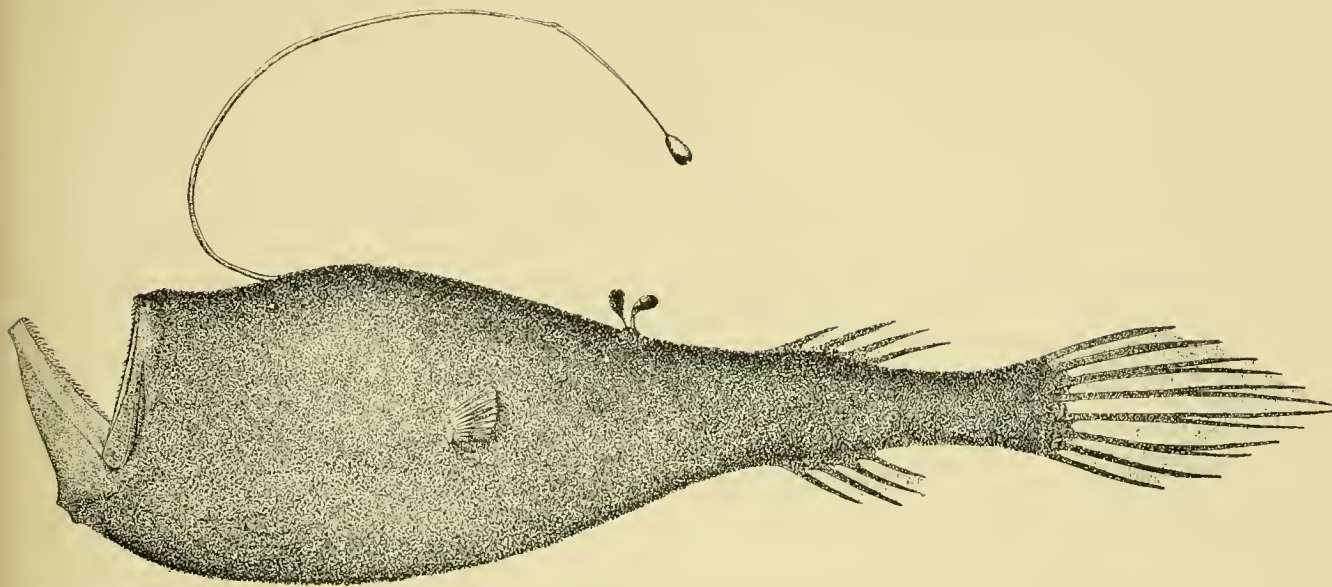


400a

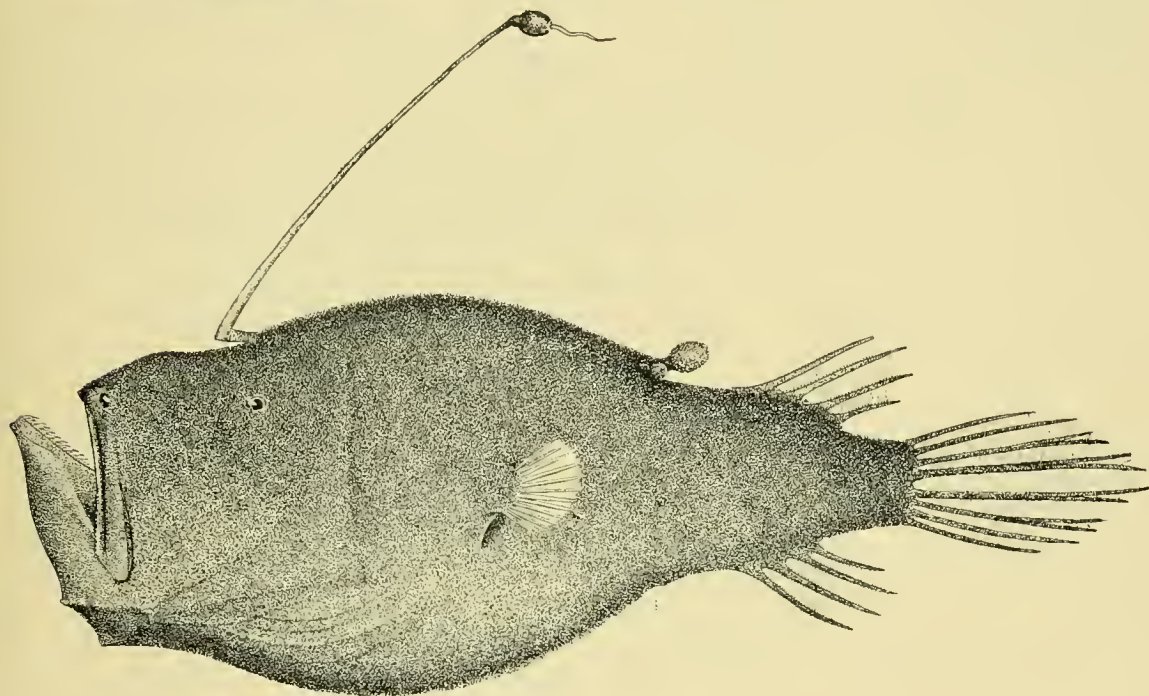


400b

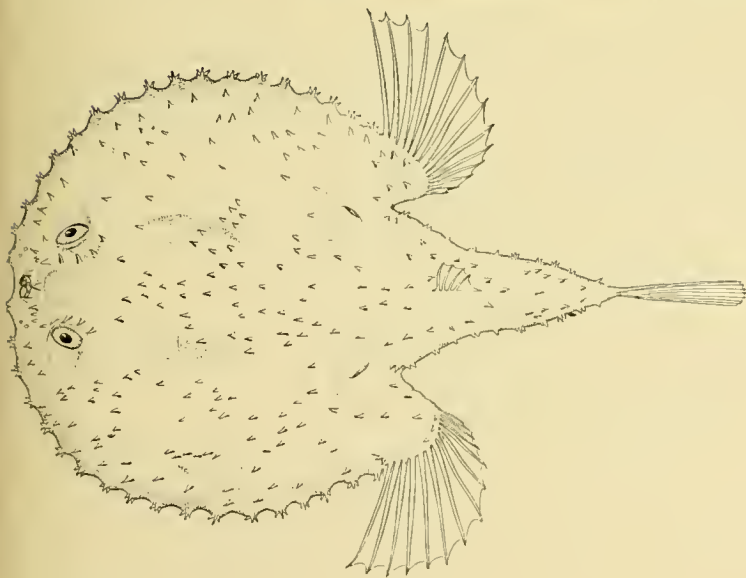
400, 400a, b. *LOPHIUS PISCATORIUS*. (p. 485.)



401



402



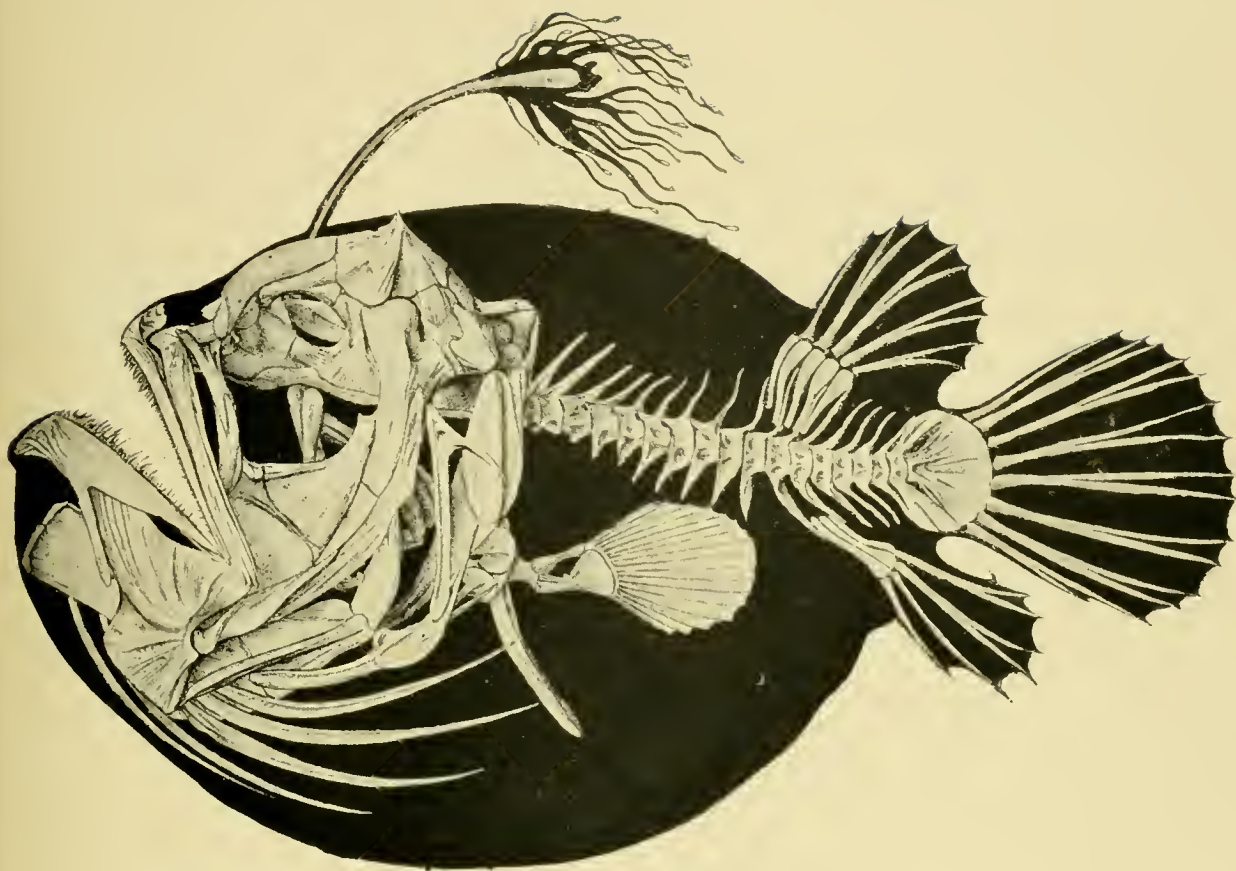
403



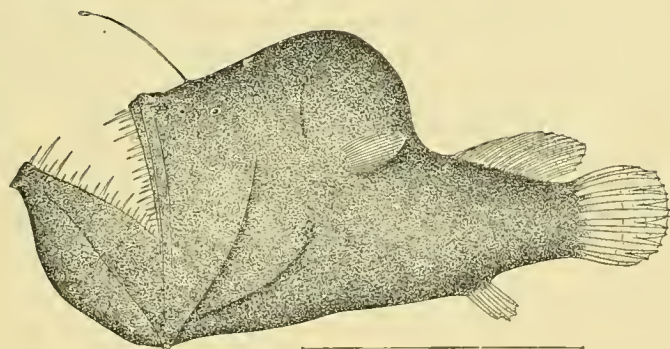
404

401. MANCALIAS SHUFELDTII. (p. 490.)
403. HALIEUTLEA STELLATA. (p. 499.)

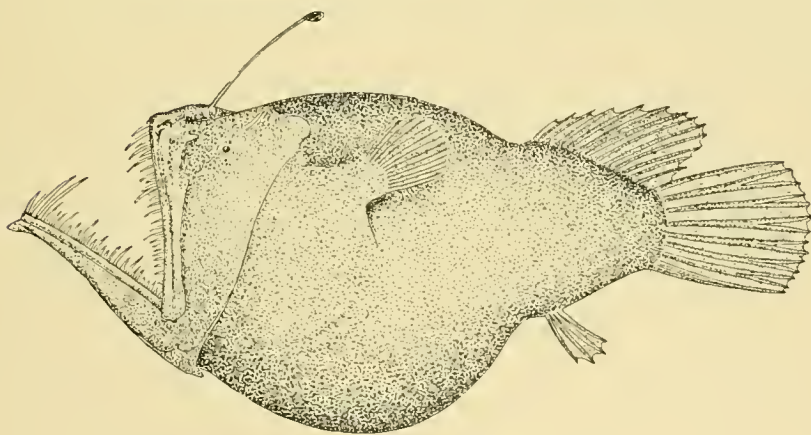
402. CRYPTOPSARAS COUESII. (p. 491.)
404. PARONEIRODES GLOMEROSUS. (p. 493.)



405



406


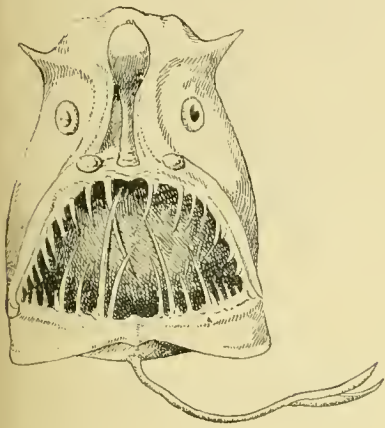


407

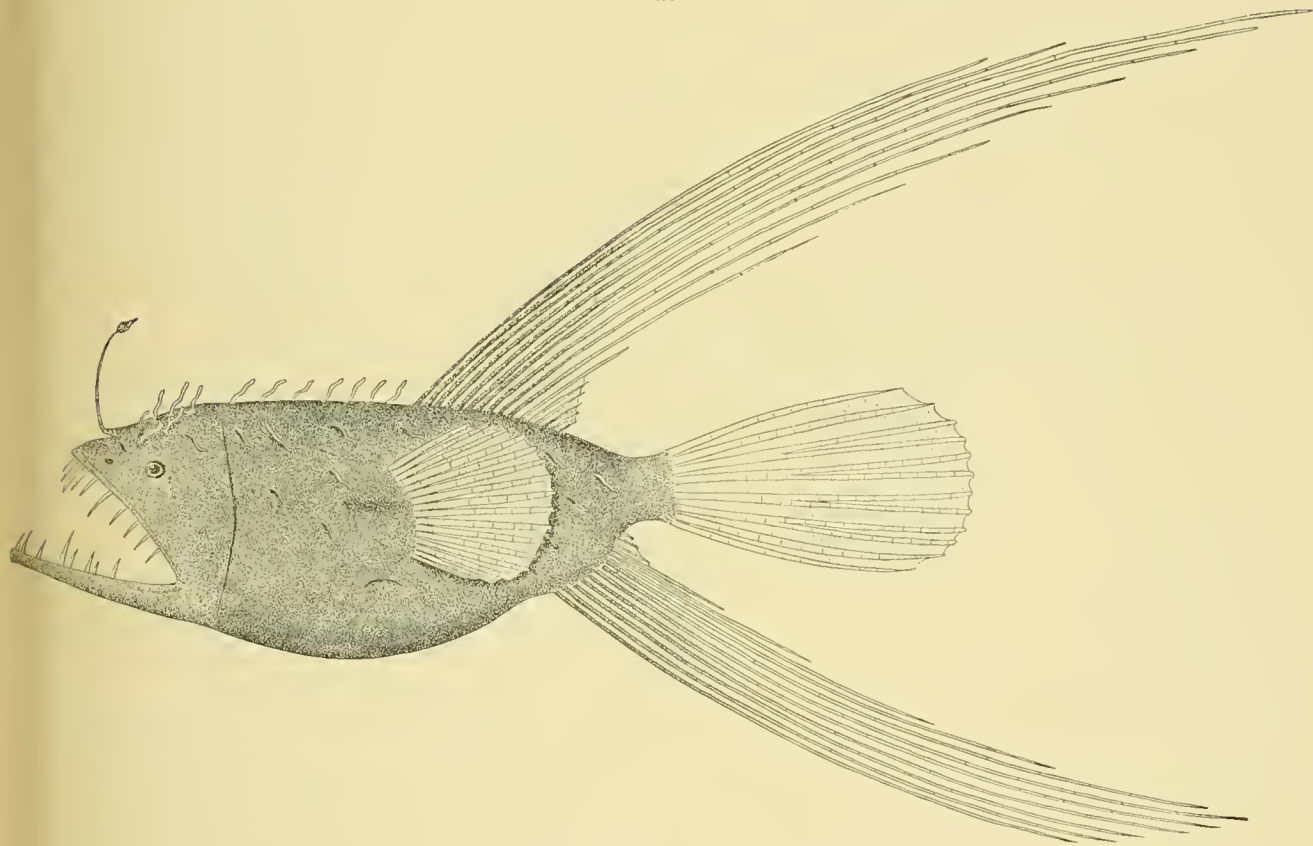
405. CORYNOLOPHUS REINHARDTI. (p. 494.)

406. MELANOCETUS JOHNSONII. (p. 494.)

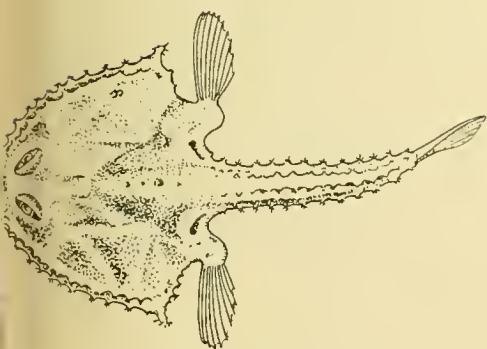
407. LIOCETUS MURRAYI. (p. 495.)



408



409



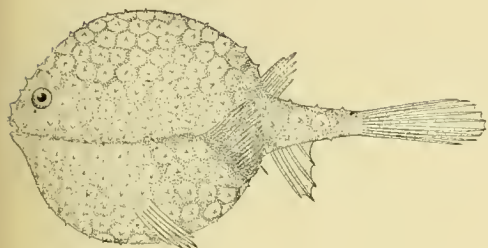
410



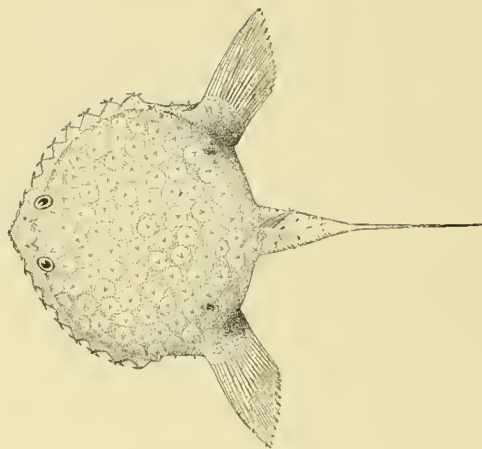
411

408. *LINOPIRYNE LUCIFER.* (p. 496.)
410. *HALIEUTEA COCCINEA.* (p. 500.)

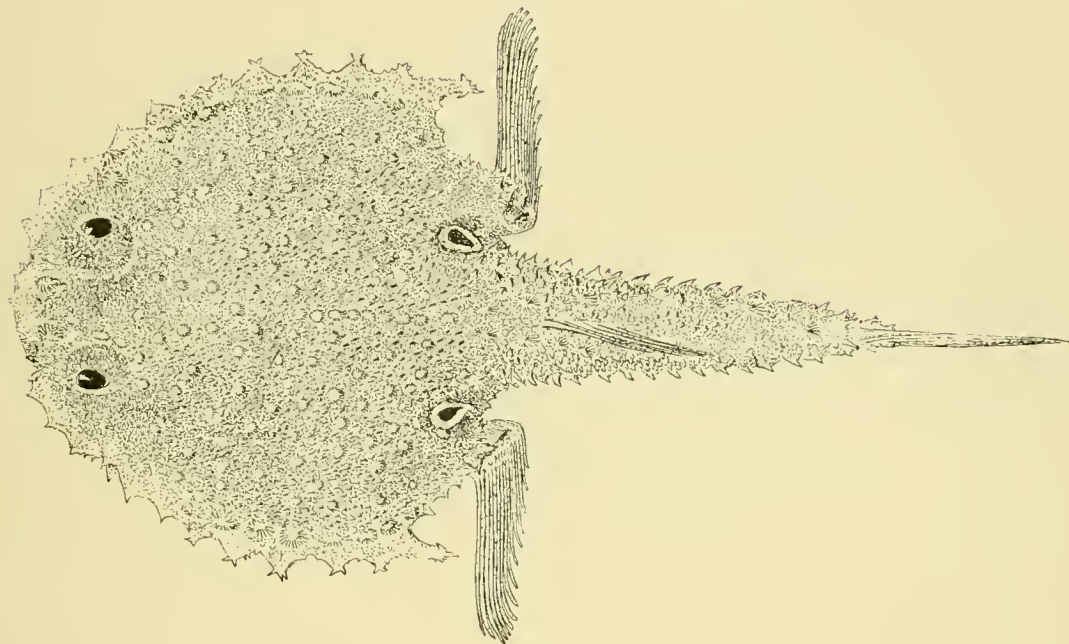
409. *CAULOPIRYNE SETOSUS.* (p. 496.)
411. *MALTHOPSIS LUTEUS.* (p. 529.)



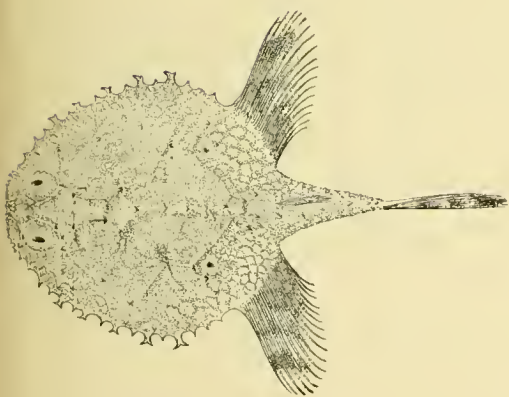
412a



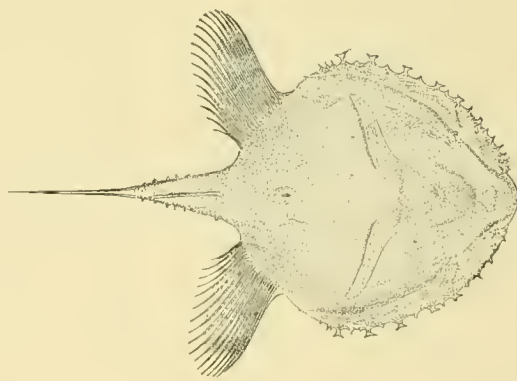
412b



413



414a

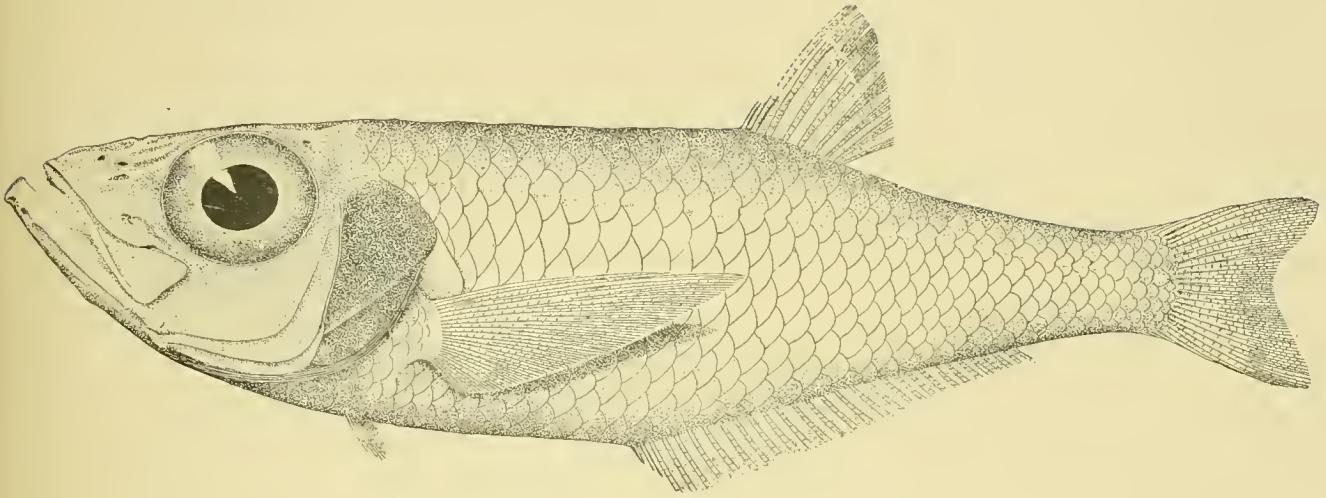


414b

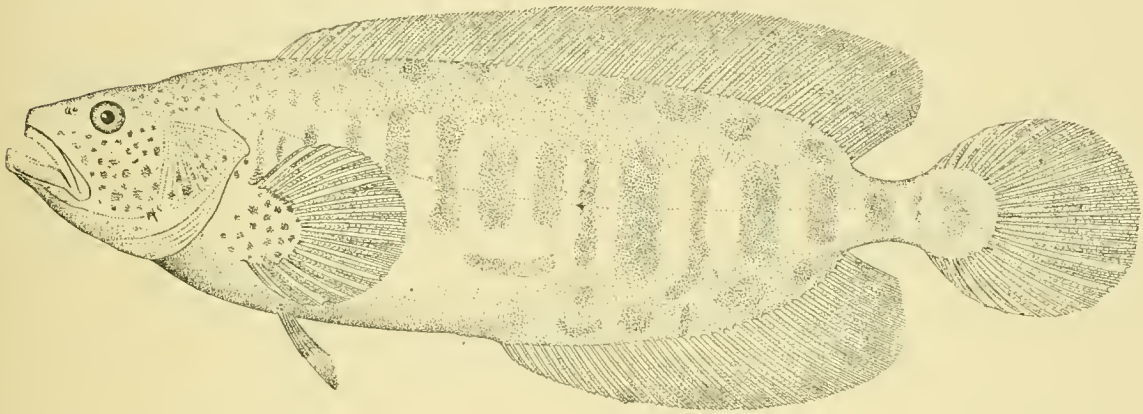
412a, b. HALIEUTELLA LAPPA. (p. 500.)

413. DIBRANCHUS ATLANTICUS. (p. 501.)


414a, b. HALIEUTICHTHYS ACULEATUS. (p. 504.)



415



416



417

415. BATHYCLUPEA ARGENTEA. (p. 190.) 416. SCHEDOPHILOPSIS SPINOSUS. (p. 216.)
417. TETRAGONURUS CUVIERI. (p. 230.)

SMITHSONIAN INSTITUTION LIBRARIES



3 9088 01421 0397