



2018-19 FIU PANTHERS MEN'S BASKETBALL GAME NOTES

Primary Contact: Michael Hogan | Phone: (W) 305-348-1496 (C) 813-469-0616 | Email: mihogan@fiu.edu
Twitter: @FIUHoops | Instagram: FIUAthletics | Facebook: facebook.com/FIUMensBasketball | Web: FIUSports.com

2018-19 FIU SCHEDULE/RESULTS

NOVEMBER		
7	Webber International (CUSA TV)	W, 110-84
9	Johnson & Wales (DH) (CUSA TV)	W, 117-47
13	Milwaukee (CUSA TV)	W, 86-83
16	at Fordham ^ (ESPN+)	L, 83-77
17	vs. Columbia ^	W, 98-87
18	vs. Youngstown State ^	W, 102-93
23	Ave Maria (CUSA TV)	W, 104-82
28	at Florida Gulf Coast (ESPN+)	W, 81-80
DECEMBER		
1	at Arkansas (SEC Network Plus)	8 p.m.
13	North Florida (CUSA TV)	7 p.m.
18	USF (CUSA TV)	7 p.m.
20	Florida Memorial (CUSA TV)	7 p.m.
30	at Ohio	2 p.m.
JANUARY		
3	at Middle Tennessee* (ESPN3/ESPN+)	7:30 p.m.
5	at UAB* (ESPN3/ESPN+)	8 p.m.
10	Charlotte* (CUSA TV)	7 p.m.
12	Old Dominion* (ESPN3/ESPN+)	7 p.m.
17	at WKU* (beIN Sports)	8 p.m.
19	at Marshall* (ESPN3/ESPN+)	7 p.m.
23	at Florida Atlantic* (CUSA TV)	7 p.m.
26	Florida Atlantic* (CUSA TV)	7 p.m.
31	Southern Miss* (CUSA TV)	7 p.m.
FEBRUARY		
2	Louisiana Tech* (ESPN3/ESPN+)	7 p.m.
7	at UTSA* (ESPN3/ESPN+)	8 p.m.
9	at UTEP* (CUSA TV)	9 p.m.
14	Rice* (CUSA TV)	7 p.m.
16	North Texas* (ESPN3/ESPN+)	2 p.m.
23	TBD* \$	TBD
28	TBD* \$	TBA
MARCH		
3	TBD* \$	TBD
6	TBD* \$	TBD
9	TBD* \$	TBD
13	C-USA Tournament First Round #	TBD
14	C-USA Tournament Quarterfinals #	TBD
15	C-USA Tournament Semifinals #	TBD
16	C-USA Tournament Championship #	TBD

^ Johnny Bach Classic Hosted by Fordham University, Bronx, N.Y.
* Conference USA Game | \$ C-USA Bonus Play (see page 4 for details)
Conference USA Tournament, Frisco, Texas
All times are Eastern time and are subject to change

GAME NINE | SAT., DEC. 1 | 8 P.M. ET | BUD WALTON ARENA, FAYETTEVILLE, ARKANSAS

FIU
PANTHERS
7-1



AT



ARKANSAS
RAZORBACKS
4-1

Last Game _____ Nov. 28 at FGCU, W, 81-80
Next Game _____ Dec. 13 vs. North Florida, 7 p.m.
Head Coach _____ Jeremy Ballard
Alma Mater _____ Colgate, 2003
Career Record _____ 7-1 (First season)
at FIU _____ Same

Last Game _____ Nov. 23 s. UT Arlington, W, 78-60
Next Game _____ Dec. 5 at Colorado State, 9 p.m.
Head Coach _____ Mike Anderson
Alma Mater _____ Tulsa, 1982
Career Record _____ 355-185 (17th season)
at Arkansas _____ 155-87 (Eighth season)

GAMEDAY INFORMATION

TV/Video _____ SEC Network Plus
_____ Brett Dolan (Play-by-play)
_____ Manny Watkins (Analyst)
Radio_ Razorback/IMG Sports Network; XM Channel 382

Live Stats _____ FIUSports.com
Series _____ First meeting
Twitter Updates _____ @FIUHoops
Tickets _ Arkansas Ticket Office 800-982-HOGS (4647)

QUICK HITS

■ FIU closes out its short two-game road stretch on Dec. 1, when it travels to Fayetteville, Arkansas to face the Arkansas Razorbacks ... Tipoff is slated for 8 p.m. ET and the game can be seen live on SEC Network Plus ... FIU looks for their fifth-straight win.

■ FIU's 7-1 start marks its best start in the program's history, surpassing the previous best eight-game start of 6-2 during the 2013-14, 1992-93 and 1983-84.

■ FIU comes into Saturday's game off a thrilling 81-80 win over Florida Gulf Coast on Nov. 28 in Ft. Myers ... Brian Beard, Jr. scored 21 points, while Devon Andrews added 15 points, and Willy Nunez, Jr. and Trejon Jacob each chipped in with 14 and 13 points, respectively.

■ Through games of Nov. 28, Brian Beard, Jr. is third in NCAA Division I in steals-per-game (3.3), seventh in assists-per-game (7.1) and 25th in scoring (22.0).


FIU PROBABLE STARTERS



G | 4 | Sr.

BRIAN
BEARD, JR.

PPG 22.0
RPG 3.9
APG 7.1
SPG 3.3



G | 3 | Jr.

TREJON
JACOB


PPG 11.1
RPG 3.6
APG 0.4
SPG 1.5



G | 20 | R-Jr.

WILLY
NUNEZ, JR.

PPG 11.8
RPG 3.4
APG 1.0
SPG 0.9



F | 10 | R-Jr.

DEVON
ANDREWS

PPG 18.3
RPG 6.0
APG 1.6
SPG 1.9



C | 22 | Sr.

ELHADJI
DIENG

PPG 2.4
RPG 1.9
APG 0.4
SPG 0.0

FIU QUICK FACTS

THE UNIVERSITY

City/Zip Code	Miami, Fla./33199
Founded/Opened	1965/1972
Enrollment	56,000
Nickname	Panthers
Arena	Lime Court at FIU Arena
Capacity	5,000
Affiliation	NCAA Division I
Conference	Conference USA
President	Dr. Mark B. Rosenberg
Faculty Representative	Dr. Pete E.C. Markowitz
Exec. Dir. of Sports & Entertainment	Pete Garcia
Senior Woman Administrator	Julie Berg

BASKETBALL HISTORY

First Year	1981-82
All-Time Record*	415-636 (38th year)
Actual On-Court Record	432-620
All-Time C-USA Record	33-55 (Sixth season)
All-Time Sun Belt Record**	71-162/.307 ('98-'99 - '12-'13)
Actual On-Court Sun Belt	80-160/.333
All-Time TAAC Record	58-48/.547 ('91-'92 - '97-'98)
All-Time Post-Season	18-22 (14-20)***
C-USA Tournament	1-3
Sun Belt Tournament	9-14 (6-14)***
TAAC Tournament	8-5
TAAC Champions	1995
NCAA Tournament	0-1
Years in NCAA Tourn./Last	1/1995
Last NCAA opponent	UCLA
Result	Lost, 92-56, NCAA First Round
Post-Season NIT	N/A
All-Time Division I Record	325-499/.394 (292-499/.369)*
All-Time Division II Record	84-77/.522 ('81-'82 - '86-'87)

* Vacated 32 wins from 2002-03 to 2005-06 due to NCAA sanctions.
 ** Vacated nine conference wins from 2003-04 to 2005-06 due to NCAA sanctions.
 *** Vacated three conference tourney wins due to NCAA sanctions.

COACHING STAFF

Head Coach	Jeremy Ballard
Alma Mater, Year	Colgate '03
Record at FIU (Years)	7-1 (First season)
Career Record (Years)	Same
C-USA Record (Years)	First season
Associate Head Coach	David Cason, Illinois State '96
Assistant Coaches	Jesse Bopp, Plymouth State '07 Joey Rodriguez, VCU '11
Director of Basketball Operations	Mike Oliva, FIU '12, '14
Asst. Dir. Basketball Operations	Zavier Anderson, Clemson '11
Assist Strength & Conditioning	Thomas Carroll, Miami (Fla.) '05

ATHLETIC MEDIA RELATIONS

Director of Sports Information/Basketball Contact	Michael Hogan
Office Phone	(305) 348-1496
Cell Phone	(813) 469-0616
E-mail	mihogan@fiu.edu

2018-19 FIU PANTHERS



► Sitting (L-R): Cordell Veira, Isaiah Banks, Brian Beard, Jr., Antonio Daye, Jr., Cameron Corcoran, Marcus Burwell. Standing (L-R): Osasumwen Osaghae, Devon Andrews, Trejon Jacob, Willy Nunez, Jr., Michael Douglas, Phillip Smith, James Ametembe, Elhadji Dieng.

No.	Name	P	Ht.	Wt.	Yr.	Hometown/Previous School/High School
0	Phillip Smith	F/G	6-4	183	Fr.	Potomac, Md./The Bullis School
1	Isaiah Banks	G	6-5	180	So.	Conyers, Ga./Heritage
2	Cordell Veira	G	6-4	190	So.	Etobicoke, Ontario, Canada/John Polanyi Institute
3	Trejon Jacob	G	6-5	175	Jr.	Raleigh, N.C./Seminole State College/Millbrook
4	Brian Beard Jr.	G	5-10	175	Sr.	Rancho Cucamonga, Calif./Chaffey College/Rancho Cucamonga
5	Antonio Daye, Jr.	G	6-1	188	Fr.	Durham, N.C./Ft. Lauderdale (Fla.)
10	Devon Andrews	F	6-6	190	R-Jr.	Lorain, Ohio/Pratt C.C./Kent State/Lorain
11	Marcus Burwell	G	6-2	160	Jr.	Richmond, Va./Northeastern JC (Colo.)/Thomas Jefferson
15	James Ametepa ^	F	6-5	210	Fr.	Accre, Ghana/Westwood Christian School (Fla.)
20	Willy Nunez Jr.	G	6-6	185	R-Jr.	Orlando, Fla./Indian River State College/Oak Ridge
22	Elhadji Dieng	C	6-11	245	Sr.	Mbour, Senegal/Sheridan College/Canarias Basketball Acad.
31	Michael Douglas	F	6-5	210	Sr.	Sachse, Texas/Sachse
34	Osasumwen Osaghae	F	6-7	250	Jr.	Miami, Fla./Robert Morgan H.S. (Southridge Senior)
55	Cameron Corcoran *	G	6-1	170	So.	Orlando, Fla./UALR/Orlando Christian Prep

* Must sit 2018-19 out due to NCAA transfer rules | ^ Walk-on

FIU BASKETBALL STAFF

Head Coach: Jeremy Ballard (Colgate '03) – First season at FIU/First overall as head coach
 Associate Head Coach: David Cason (Illinois State '96) – First season at FIU
 Assistant Coach: Jesse Bopp (Plymouth State, '07) – First season at FIU
 Assistant Coach: Joey Rodriguez (VCU '11) – First season at FIU
 Director of Basketball Operations: Mike Oliva (FIU '12, '14) – Seventh season at FIU
 Assistant Director of Basketball Operations: Zavier Anderson (Clemson '11) – First season at FIU
 Strength and Conditioning: Thomas Carroll (Miami '05)
 Certified Athletic Trainer: Bernard Smack (Interim)

PRONUNCIATION GUIDE

Isaiah Banks: I-ZAY-uh
 Elhadji Dieng: El-HAH-gee Dang
 Trejon Jacob: TRAY-john
 Willy Nunez: Noon-YEZ
 Osasumwen Osaghae: Oh-SAH-Soo Oh-SAH-Guy
 Cordell Veira: Vee-AIR-uh
 James Ametepa: M-uh-TEP-A
 David Cason: KAY-sahn

HEAD COACH JEREMY BALLARD | 7-1 CAREER RECORD | 0-0 CONFERENCE USA RECORD



Jeremy Ballard was officially introduced as the ninth head coach in the history of the FIU men's basketball program on April 23, 2018, at a press conference in the Ocean Bank Convocation Center.

Ballard arrives at FIU after serving as associate head coach at VCU in 2017-18. He has spent 14 seasons as an assistant coach at the Division I level with coaching stints at Pitt, Illinois State, VCU, Tulsa and his alma mater Colgate.

As associate head coach at VCU, Ballard was reunited with current VCU head coach Mike Rhoades, who he coached with prior on the staff of former VCU head coach and current Texas head coach Shaka Smart. Ballard's main focus was VCU's defense. The Rams finished 18-15 this past season and advanced to the Atlantic 10 Conference Quarterfinals. Forward Justin Tillman was named All-Atlantic 10 Conference First Team, as well as to the All-Defensive Team.

His most successful stretch came with the Rams from 2012-15. Ballard helped lead VCU to a 79-28 mark and three straight NCAA Tournament appearances during his initial tenure in Richmond from 2012-15. During that time, VCU won at least 26 games each season and finished each season ranked in the Associated Press Top-25. In all, Ballard coached three eventual NBA players at VCU, including Troy Daniels, Briante Weber and Treveon Graham.

At the time of his hiring at FIU, Ballard was the sixth former Smart assistant to become a head coach. Rhoades, Will Wade (LSU), Mike Jones (Radford), Jamion Christian (Mount St. Mary's) and Mike Morrell (UNC Asheville) are the others.

Ballard served as an assistant on Kevin Stallings' Pitt staff during the 2016-17 season, where he coached All-ACC Third Team and USBWA All-District II forward Michael Young and All-ACC Honorable Mention selection Jamel Artis. Young led the ACC in scoring averaging 19.6 points per game. Young went on to sign with the Washington Wizards while Artis signed with the Orlando Magic.

In 2015-16, Ballard helped guide Illinois State to an 18-14 overall record and a 12-6 Missouri Valley Conference mark, which tied for second place and signified ISU's highest league finish and most conference wins since 2007-08. Working primarily with Illinois State's forwards, Ballard helped MiKyle McIntosh earn MVC Most-Improved Team accolades. McIntosh was also a 2016 All-MVC Honorable Mention Team selection.

In 2014-15, Ballard helped VCU to its first Atlantic 10 Conference Tournament title. VCU was ranked as high as No. 10 in the Associated Press Top-25 Poll during that period, and on his watch, the Rams earned five all-conference accolades, including two first-team honors.

During his first year as an assistant with the Rams, Ballard worked closely with shooting guard Troy Daniels, who would set a VCU single-season school record with 124 3-pointers. Daniels has since played for four NBA franchises. He signed a multiyear contract extension with the Memphis Grizzlies in 2016 and currently is with the Phoenix Suns.

Ballard's three seasons on Smart's staff at VCU (2012-15) were preceded by five seasons at Tulsa (2007-12) where he helped guide the Golden Hurricane to 109 victories, including three 20-plus win seasons. Tulsa had nine all-conference honorees, including a first-team selection in each of his final four seasons with the Golden Hurricane. Ballard either recruited or coached three NBA players – Jordan Clarkson, Jerome Jordan and Ben Uzoh – during his time at Tulsa.

In his first season, Tulsa piled up 25 wins and a berth in the Conference USA championship game. The Golden Hurricane eventually won the inaugural College Basketball Invitational Championship and that postseason appearance was followed by back-to-back National Invitation Tournament showings.

Prior to his time with the Golden Hurricane, Ballard was an assistant at his alma mater Colgate University (2004-07). During his time as a student-athlete at Colgate, Ballard won the prestigious ECAC Merit Medal Award twice, becoming only the third player in Colgate history to do so. He twice earned Patriot League Academic Honor Roll recognition and was given the title of the team's best defensive player by the coaching staff during his senior season. Ballard also served as a captain during his senior season.

An Atlanta native, Ballard graduated from Colgate in 2003 with a bachelor's degree in English and a minor in religion. He has a son, Khalif Jamal.



**THE BALLARD FILE
AS HEAD COACH...**

Year	School	Record	Postseason
2018-19	FIU	7-1	-
Overall		7-1	

**BALLARD MILESTONES
FIRST GAME AS HEAD COACH**

Nov. 8, 2018 vs. Webber International, W, 101-84

FIRST CAREER HEAD COACHING WIN

Nov. 8, 2018 vs. Webber International, W, 101-84

AS ASSISTANT COACH...

Year	School	Record	Postseason
2004-05	Colgate	12-16	-
2005-06	Colgate	10-19	-
2006-07	Colgate	10-19	-
2007-08	Tulsa	27-14	CBI Finals
2008-09	Tulsa	27-11	NIT 2nd Rd.
2009-10	Tulsa	23-12	NIT 1st Rd.
2010-11	Tulsa	20-13	-
2011-12	Tulsa	19-14	-
2012-13	VCU	27-9	NCAA 2nd Rd.
2013-14	VCU	26-9	NCAA 1st Rd.
2014-15	VCU	26-10	NCAA 1st Rd.
2015-16	Illinois St.	18--14	-
2016-17	Pitt	16-17	-
2017-18	VCU	18-15	-

JEREMY BALLARD HEAD COACHING RECORD BREAKDOWN

Year	Overall	Home	Road	Neutral	Conf.	Postseason
2018-19	7-1	4-0	1-1	2-0	0-0	0-0
Totals	7-1	4-0	1-1	2-0	0-0	0-0

TALE OF THE TAPE

THE ARKANSAS SERIES

Series Record	First meeting
FIU at home	0-0
FIU at Arkansas	0-0
FIU at neutral site	0-0
First meeting	-
Last meeting	-
Last FIU win	-
Last Arkansas win	-
Current streak	None

STATISTICAL COMPARISON

FIU		ARK
7-1	Overall Record	4-1
48.5	Field Goal%	44.8
31.1	3-Pt. Field Goal%	30.2
60.6	Free Throw%	64.3
42.6	Oppt. Field Goal%	35.6
30.4	Oppt. 3-Pt. Field Goal%	29.8
66.7	Oppt. Free Throw%	69.3
38.9	Rebounding Avg.	37.8
-5.7	Rebounding Margin	-2.2
17.3	Assists/Gm.	17.2
13.9	Turnovers/Gm.	15.0
4.0	Blocks/Gm.	5.2
11.9	Steals/Gm.	8.8
96.9	Points/Gm.	78.6
80.1	Points Allowed/Gm.	66.2

FIU CAREER STATS VS. ARKANSAS

No.	Name	G	Ppg	Rpg	Appg
0	Smith	0	0.0	0.0	0.0
1	Banks	0	0.0	0.0	0.0
2	Veira	0	0.0	0.0	0.0
3	Jacob	0	0.0	0.0	0.0
4	Beard Jr.	0	0.0	0.0	0.0
5	Daye, Jr.	0	0.0	0.0	0.0
10	Andrews	0	0.0	0.0	0.0
11	Burwell	0	0.0	0.0	0.0
15	Ametepe	0	0.0	0.0	0.0
20	Nunez Jr.	0	0.0	0.0	0.0
22	Dieng	0	0.0	0.0	0.0
31	Douglas	0	0.0	0.0	0.0
34	Osaghae	0	0.0	0.0	0.0

PANTHERS' CAREER STARTS

No.	Name	15-16	16-17	17-18	18-19	Tot	GP
0	Smith	-	-	-	-	-	-
1	Banks	-	-	-	-	-	29
2	Veira	-	-	1	-	1	35
3	Jacob	-	-	29	7	36	39
4	Beard Jr.	-	-	31	8	39	39
5	Daye, Jr.	-	-	-	-	-	8
10	Andrews	-	-	-	7	7	7
11	Burwell	-	-	-	7	7	7
15	Ametepe	-	-	-	-	-	4
20	Nunez Jr.	-	-	-	3	3	14
22	Dieng	-	-	19	8	27	29
31	Douglas	-	2	5	-	7	95
34	Osaghae	-	-	1	-	1	37

FOR TICKET INFORMATION

■ For ticket questions or to purchase tickets, please call the Arkansas Athletics Ticket Office at 800-982-HOGS (4647).

UP NEXT FOR FIU

■ Following Saturday's game with Arkansas, the Panthers will have a break for final exams before beginning a three-game homestand on Dec. 13, against North Florida ... FIU will also face USF on Dec. 18, and Florida Memorial on Dec. 21, during the stretch ... All three games begin at 7 p.m.

SCOUTING ARKANSAS

■ Arkansas comes into its game with FIU with a 4-1 record, and winners of its last four-straight following a 73-71 season-opening overtime loss against Texas on Nov. 9 ... Included in their four-game winning streak, the Razorbacks defeated Indiana, 73-72, on Nov. 18, in Fayetteville.

■ Daniel Gafford leads four players in double figures in the scoring column, averaging 19.2 points-per-game, followed by Mason Jones' 13.0 points-per-outing ... Isaiah Joe and Adrio Bailey round out the Razorbacks' double-figure scorers, netting 12.8 and 11.2 points-per-game, respectively ... Gafford also paces the team on the glass, grabbing 8.0 rebounds-per-contest.

THE SERIES AGAINST THE RAZORBACKS

■ Saturday's game against Arkansas marks the first meeting between the two schools.

FIU All-Time Against Arkansas

First meeting

JOHNNY BACH CLASSIC

■ FIU's first road trip of the season was a success as the Panthers posted a 2-1 record at the Johnny Bach Classic at Fordham University in the Bronx, New York

... FIU recorded wins over Columbia (98-87) on Nov. 17, and Youngstown State (102-93) on Nov. 18 ... The Panthers dropped the opener to the host Rams, 83-77, on Nov. 16 ... FIU averaged 92.3 points-per-game in the three-day event.

■ Brian Beard, Jr. averaged 28.0 points-per-game, 8.0 assists, 5.0 rebounds and 4.0 steals-per-outing, while shooting 52.3 percent (23-for-44) from the field and 70.0 percent (35-for-50) from the charity stripe ... He logged 20-or-more points in all three contests, including a career-high 36 points against Youngstown State on 69.2 percent (9-of-13) shooting from the field and 16-for-20 (80.0 percent) from the charity stripe.

■ Devon Andrews also had a solid weekend in the Bronx, averaging 17.7 points and 7.0 rebounds-per-game in the three games ... He recorded his first career double-double with the Panthers, in their win over Columbia, with a 17-point and career-high 11-rebound performance.

BEARD, JR. TABBED C-USA POW

■ Brian Beard, Jr. was named the Conference USA Player of the Week for the week ending, Nov. 18 ... It is the second such honor for Beard, Jr.

■ Beard, Jr. recorded a career week, while helping FIU to a 3-1 record, including a 2-1 ledger at the Johnny Bach Classic at Fordham University in the Bronx, New York ... He averaged an impressive 25.8 points-per-game in the four games, to go along with 7.8 assists, 4.0 rebounds and 3.5 steals-per-outing for the Panthers, and also shot 48.3 percent (29-for-60) from the field ... During the Johnny Bach Classic, Beard, Jr. averaged 28.0 points, 8.0 assists and 4.0 steals-per-game.

GOING STREAKING

■ FIU is in the midst of a four-game winning streak, its longest since the 2015-16 season when it won

FIU WEEKLY MEDIA PLANNER

MON. 26	TUE. 27	WED. 28	THURS. 29	FRI. 30	SAT. 1	SUN. 2
Practice 7-10 a.m.	Practice TBA Travel to Ft. Myers	at FGCU 7:30 p.m.	Practice 7-9 a.m.	Practicec TBA Travel to Fayetteville, Ark.	at Arkansas 8 p.m. ET	Travel day

CONFERENCE USA BONUS PLAY FORMAT

Within the format, the 14 Conference USA programs will play each other once and their travel partner twice in the first seven weeks of the conference season. At the end of the seven weeks, teams will be placed in one of three groups based on conference standings through the first 14 games of league action. The teams will be divided into two groups of five (I-5 and 6-10) and a group of four (11-14). During the final three weeks, teams will play within their respective grouping for the last four games of conference play. Home and away games within the groups will be determined by a preset formula.

Once all 18 games have been completed, the top 12 teams based on final league standings will be seeded in the conference tournament. Teams will be guaranteed seeding within their respective group. For example, if a program lands in the second group (6-10), it will seed no higher than six and no lower than 10 in the tournament field.

four-consecutive against Binghamton (66-49), Florida AGM (64-45), Florida Atlantic (76-59) and WKU (75-72) ... Prior to the 2015-16 season the Panthers won six-straight during the 2013-14 campaign.

HOME SWEET HOME

■ With the 104-84 win over Ave Maria on Nov. 23, FIU now boasts a nine-game home winning streak, in the Ocean Bank Convocation Center, dating back to their 67-64 win against Rice on Feb. 24, 2018.

LAST TIME OUT

■ FIU is coming off a thrilling 81-80 come-from-behind victory at Florida Gulf Coast on Nov. 28 ... The Eagles led the Panthers by as many as 15 points, 39-24, with 5:02 left in the first half.

■ Brian Beard, Jr. scored 19 of his game-high 21 points in the second half, including the game-winner on a fade-away three from the top of the three-point arc with 14 seconds remaining in the game after FGCU took the lead on the previous possession.

■ In addition to Beard, Jr. finishing with double figures, Devon Andrews scored 15 points, while Willy Nunez, Jr. and Trejon Jacob chipped in with 14 and 13 points, respectively in the win ... Andrews also grabbed a team-high eight rebounds to go along with a career-high four steals and a career-high tying four assists.

■ FIU finished the night shooting 50.0 percent (32-for-64) from the floor and 36.4 percent (12-for-33) from behind the three-point arc.

OFF TO A FAST START

■ FIU's 7-1 start marks its best start in the program's history, surpassing the previous best eight-game start of 6-2 during the 2013-14, 1992-93 and 1983-84.

FIU's Best Season Starts

Eight-Game

2018-19	7-1
2013-14	6-2
1992-93	6-2
1983-84	6-2
2014-15	5-3
1984-85	5-3

Nine-Game

2013-14	6-3
1995-96	6-3
1984-85	6-3

DROPPIN' SOME' C-NOTES

■ FIU's 117 points against Johnson & Wales marked the second-straight game that the Panthers reached the century mark ... The Panthers scored 110 points in the season-opening 110-84 win over Webber International on Nov. 7 ... Prior to this season, the last time that an FIU team reached the 100-point mark in regulation was on Feb. 26, 1998, pouring in 101 points against Centenary in a 101-74 win in the TAAC Tournament ... That was the second of two-straight games where the Panthers scored 100-or-more points ... FIU also did it five days before in a 117-79 win over Troy on Feb. 21, 1998.

■ FIU logged its third 100-plus-point game when it scored 102 points in a 102-93 win over Youngstown State on Nov. 18, and also accomplished the feat against Ave Maria on Nov. 23, in a 104-84 win.

■ The Panthers' four 100-point games are the third most in a season in school history ... The most 100-point outings in a season for FIU came during the 1997-98 campaign with seven, followed by five during 1982-83.

A SEASON'S WORTH IN 20 MINUTES

■ During the 2017-18 season, FIU averaged 70.7 points-per-game, and scored 70-or-more points in 14 of their 32 games ... On Nov. 10, against Johnson & Wales, the Panthers hit that scoring average from a year ago, however they did it in the first half, leading at the break, 70-27.

■ FIU's first half total was three shy of equaling the school record for points in a half, set against Miami Christian on Dec. 16, 1982, when the Panthers scored 73 points in a 137-54 win ... That game against Miami Christian is the game that FIU still holds records for points in a game and margin of victory (+83).

WREAKING HAVOC

■ FIU has certainly caused issues for its opponents, defensively, in its first eight games this season, issues that have also led to production on the offensive end.

■ The Panthers have forced its foes into 182 turnovers on the year, for an average of 22.8 per-outing, and have forced their opponents into 20-or-more turnovers in five of the eight games ... In comparison, prior to this season, and dating back to the 2012-13 season, FIU had forced its opposition into 20-or-more turnovers in just six games, with the most during that stretch being two, during the 2017-18 campaign.

FIU WHEN ...

Leading at halftime	4-0
Trailing at halftime	3-1
Tied at halftime	0-0
Overtime	0-0
FIU shoots 50% or better from field	5-0
FIU shoots 40-49% from field	1-0
FIU shoots under 40% from field	2-1
Opp. shoots 50% or better from field	1-0
Opp. shoots 40-49% from field	4-1
Opp. shoots under 40% from field	1-0
FIU outrebounds opponent	2-0
Opp. outrebounds FIU	5-1
Tied in rebounds	0-0
FIU records 10 or more steals	5-1
FIU records 15 or more assists	7-0
FIU commits less than 15 turnovers	4-1
FIU commits 15 or more turnovers	3-0
FIU commits less turnovers than opp.	7-1
FIU commits more turnovers than opp.	0-0
FIU shoots 70% or better from the line	2-0
FIU shoots under 70% from the line	5-1
FIU scores 59 points or less	0-0
FIU scores between 60-69 points	0-0
FIU scores between 70-79 points	0-1
FIU scores between 80-89 points	2-0
FIU scores between 90-99 points	1-0
FIU scores more than 100 points	4-0
Two or less Panthers score in double figures	0-0
Three Panthers score in double figures	1-1
Four or more Panthers score in double figures	6-0
FIU plays at Ocean Bank Convocation Center	4-0
FIU plays on the road	1-1
FIU plays at a neutral site	2-0
Playing in November	7-1
Playing in December	0-0
Playing in January	0-0
Playing in February	0-0
Playing in March	0-0
Playing on Saturday	1-0
Playing on Sunday	1-0
Playing on Monday	0-0
Playing on Tuesday	1-0
Playing on Wednesday	2-0
Playing on Thursday	0-0
Playing on Friday	2-1
Playing during the afternoon	2-0
Playing during the evening	5-1
Games decided by three points or less	2-0
Games decided by four to 10 points	1-1
Games decided by 11-20 points	2-0
Games decided by more than 20 points	2-0

SCORING MARGINS

Points: Margin of victory

1	2	3	4	5	6	7	8	9	10+
1	-	1	-	-	-	-	-	1	4

Points: Margin of defeat

1	2	3	4	5	6	7	8	9	10+
-	-	-	-	-	1	-	-	-	-

2018-19 FIU STARTING LINEUPS

Forward	Forward/Guard	Guard	Guard	Center	W-L
Andrews	Jacob	Burwell	Beard, Jr.	Dieng	4-1
Andrews	Nunez, Jr.	Burwell	Beard, Jr.	Dieng	1-0
Nunez, Jr.	Jacob	Burwell	Beard, Jr.	Dieng	1-0
Andrews	Jacob	Nunez, Jr.	Beard, Jr.	Dieng	1-0

A LOOK AT CONFERENCE USA

CONFERENCE USA STANDINGS (THROUGH NOV. 28)

	C-USA	Pct.	Over.	Pct.
North Texas	0-0	.000	8-1	.889
FIU	0-0	.000	7-1	.875
Florida Atlantic	0-0	.000	6-1	.857
Marshall	0-0	.000	5-1	.833
Southern Miss	0-0	.000	5-2	.714
UAB	0-0	.000	4-2	.667
Louisiana Tech	0-0	.000	4-3	.571
Old Dominion	0-0	.000	4-3	.571
WKU	0-0	.000	3-3	.500
Middle Tennessee	0-0	.000	3-4	.429
Charlotte	0-0	.000	2-3	.400
Rice	0-0	.000	3-5	.375
UTEP	0-0	.000	2-4	.333
UTSA	0-0	.000	2-5	.286

PRESEASON POLL

1. WKU (8)	8. UAB
2. Marshall (5)	9. Middle Tennessee
3. Old Dominion	10. FIU
4. North Texas	11. UTEP
5. UTSA	12. Florida Atlantic
6. Louisiana Tech	13. Charlotte
7. Southern Miss	14. Rice

CONFERENCE USA SCHEDULE

December 1

Marshall at Ohio	3:30 p.m.
Charlotte at Charleston	4 p.m.
Florida Atlantic at Bethune-Cookman	4 p.m.
Houston Baptist at Louisiana Tech	5 p.m.
Lamar at Rice	5:30 p.m.
Lipscomb at Middle Tennessee	6 p.m.
Texas State at UTSA	6 p.m.
James Madison at Old Dominion	7 p.m.
Tennessee State at WKU	7 p.m.
Northwestern State at UTEP	9 p.m.
FIU at Arkansas	8 p.m.

December 2

Rust at Southern Miss	3 p.m.
-----------------------	--------

December 4

Prairie View A&M at Louisiana Tech	7:30 p.m.
North Alabama at UAB	8 p.m.
UTEP at Marquette	8:30 p.m.

December 5

Mercer at Florida Atlantic	7 p.m.
Marshall at Duquesne	7 p.m.
North Texas at Indiana State	7 p.m.
William & Mary at Old Dominion	7 p.m.
Middle Tennessee at Vanderbilt	7:30 p.m.
WKU at Missouri State	8 p.m.

All times are Eastern



■ This season, FIU has benefited from its defense, getting 205 of its 774 total points off the opponents' 182 turnovers, or 26.5 percent of its scoring production.

FIU's Points Off Turnovers During 2018-19

Opponent	Oppt. TO	FIU POT
Webber International	26	32
Johnson & Wales	29	34
Milwaukee	22	17
Fordham	11	19
Columbia	14	21
Youngstown State	23	19
Ave Maria	32	43
FGCU	19	20

NEW LOOK PANTHERS

■ FIU has eight players returning from last year's roster, including two of the more exciting players in Conference USA - Brian Beard, Jr. and Trejon Jacob - however it also welcomes six new additions to the hardwood, and four new faces calling the shots on the sidelines.

■ The Panthers added three incoming freshman in Phillip Smith, Antonio Daye, Jr., and James Ametepe, in addition to junior college transfers Devon Andrews and Marcus Burwell ... FIU also welcomed Cameron Corcoran, a transfer from Little Rock, who will sit out the 2018-19 season due to NCAA transfer rules.

■ Jeremy Ballard, the sixth member of the Shaka Smart coaching tree (at the time of his hiring), will walk the sidelines as a head coach for the first time in his career during the 2018-19 campaign ... He has assembled a veteran staff of assistants - Associate Head Coach David Cason, and assistant coaches Jesse Bopp and Joey Rodriguez - that also join him in their first season at FIU.

Shaka Smart Coaching Tree

Jeremy Ballard	FIU
Jamion Christian	Mount St. Mary's, Siena
Mike Jones	Radford
Mike Morrell	UNC Asheville
Mike Rhoades	Rice, VCU
Will Wade	Chattanooga, VCU, LSU

■ A catalyst of VCU's historic 2011 Final Four squad, and one of the most beloved Rams in program history, Joey Rodriguez comes to FIU after serving one season as director of player development at VCU where he worked with Ballard, and former Rice Head Coach Mike Rhoades ... Rodriguez starred for VCU as a point guard from 2007-11 ... Rodriguez was one of the driving forces behind VCU's 2011 march from the NCAA First Four to the Final Four ... He averaged 10.4 points, 5.2 assists and 3.2 rebounds that season, including 9.0 points and 7.7 assists in the Rams' five NCAA Tournament wins, before losing to Butler, 70-62, in the National Semifinals.

BRIAN BEARD, JR. NOTES

■ Had a banner season during his first year with the Panthers, being named Third Team All-Conference USA and was also selected to the C-USA All-Defensive Team ... Averaged a team-high 16.4 points-per-game for FIU, which was good enough for ninth in Conference USA, and a team-best 2.9 steals-per-outing, which was first in C-USA and fifth in the nation ... He also led the team, and was fifth in C-USA, in assists logging 5.7 per-game.

■ Beard, Jr. set the school single-season records for steals (90) and assists (178) last year ... In addition, his 508 points scored, during 2017-18, was the eighth most scored in a single season at FIU, and the third most scored by a junior ... Netted double figures in 28-of-31 games played for FIU, and 20-or-more points nine times.

Single Season Assists Leaders

1. Brian Beard, Jr. (2017-18)	178
2. Carlos Arroyo (1997-98)	135
3. Benny Valdes (1991-92)	123
4. Ronnie Bryant (1987-88)	119
5. Carlos Arroyo (2000-01)	117

Single Season Steals Leaders

1. Brian Beard, Jr. (2017-18)	90
2. Carlos Morban (2001-02)	87
3. Jeremy Allen (2011-12)	77
4. Deric Hill (2012-13)	75
5. Bobby Lester (1983-84)	67

■ Beard, Jr. currently leads the team in scoring (22.0 ppg), assists (7.1 apg), and steals (3.3 spg) ... In addition, he is first in Conference USA in scoring, assists and steals (through Nov. 28).

■ Beard, Jr. has scored double figures in 36 of his 39 games at FIU, including a career-high 36 points against Youngstown State on Nov. 18 ... He also poured in 30 points in the season finale against Southern Miss on March 7, in the Conference USA Tournament first round ... He has netted 20-or-more points in 14 games, and in four of his last five.

■ Beard, Jr. has handed out five-or-more assists in 28 games with the Panthers, and seven-or-better 20 times, including in the last eight out of nine games dating back to last year ... He dropped a career-high 10 dimes against Louisiana Tech on Feb. 3, 2017, and recently equaled that against Columbia on Nov. 17 ... Beard, Jr. has dished out 57 assists in his eight games this year.

■ Beard, Jr. has also recorded seven games with five-plus steals, equaling his career-high of six, four-times, at USF on Dec. 11, 2017, Hartford on Dec. 22, 2017, Florida Atlantic on Dec. 30, 2017, and at Fordham on Nov. 16, 2018.

BEARD, JR. CLIMBING THE CHARTS

■ In just 39 career games on the floor for FIU, Brian Beard, Jr. has made his mark in the Panthers' record books ... The California native is currently fourth all-time in school history in career assists (235) and eighth all-time in career steals (116).

FIU All-Time Assists Leaders

1. Carlos Arroyo (1997-01)	459
2. Dwight Stewart (1988-93)	264
3. Patrick McDonald (1982-86)	256
4. Brian Beard, Jr. (2017-present)	235
5. Carlos Morban (2001-04)	227

FIU All-Time Steals Leaders

1. Carlos Morban (2001-03)	204
2. Carlos Arroyo (1997-01)	177
3. Dwight Stewart (1988-91)	172
4. Patrick McDonald (1982-86)	147
5. Gene Derkack (1995-99)	140
6. Mark Hollin (1981-85)	125
7. Marcus Carreño (1996-99)	122
8. Brian Beard, Jr. (2017-present)	116
9. Tymell Murphy (2012-14)	115
10. Bobby Lester (1983-85)	114
Jeremy Allen (2010-12)	114

BEARD, JR. AMONG THE NATIONS LEADERS

■ Through games of Nov. 28, Brian Beard, Jr. is third in NCAA Division I in steals-per-game (3.3), seventh in assists-per-game (7.1) and 25th in scoring (22.0) ... **More of Beard, Jr.'s national rankings on page 9.**

DEVON ANDREWS NOTES

■ Devon Andrews had quite a debut in the season-opener against Webber International ... Andrews poured in a game-high 23 points on 9-of-13 (69.2 percent) shooting from the field, including going 2-for-2 from three-point range, and 3-for-5 from the free-throw line (60.0 percent) ... Andrews also had five rebounds, four assists, a blocked shot and a steal, in only.

■ Andrews followed up his debut performance with a 20-point effort against Johnson & Wales on Nov. 9 ... Andrews had a near-perfect night, shooting 8-for-8 from the field, 2-for-2 from behind the three-point arc, and 2-for-4 from the free-throw line, in just 15 minutes.

■ The Ohio native recorded his first career double-double on Nov. 17, against Columbia when he posted a 17-point, 11-rebound effort.

■ Andrews netted 15 points against FGCU on Nov. 28, along with a team-high eight rebounds, a career-high four steals and a career-high tying four assists.

■ Through seven games played this season, Andrews is shooting an impressive 66.2 percent (49-for-74) from the field, including 52.9 percent (9-for-17) from behind the three-point arc ... Andrews has not shot under 50.0 percent all season for the Panthers.

TREJON JACOB NOTES

■ Had an impressive first season for FIU ... Started in 29 of the 31 games he played in ... Was second on the team in scoring, averaging 14.5 points-per-game, and second in rebounding, grabbing 5.0 boards-per-outing.

■ Jacob has netted double figures in 28 of the 39 games he played in, and 20-plus points seven times, including a men's Ocean Bank Convocation Center record 38 points against Florida Gulf Coast on Dec. 19, 2017 ... He recently had a season-high 21 points against Ave Maria on Nov. 23.

■ Has also been a presence on the boards, grabbing six-or-more rebounds, 11 times while with FIU.

ANTONIO DAYE, JR. NOTES

■ Antonio Daye, Jr. is off to a solid start, averaging 7.4 points-per-game and 3.5 rebounds-per-outing ... Is also second on the team in assists dishing out 2.6 per-game.

■ Scored 14 points on 6-for-11 (54.5 percent) shooting from the field and 2-for-3 (66.7 percent) from the charity stripe against Webber International on Nov. 7 ... In addition, he grabbed a team-high eight rebounds and also had three assists and two steals in just 18 minutes.

■ Is coming off a career-high 16 points, against Ave Maria on Nov. 23, on 4-for-8 shooting (50.0 percent) from the field and 8-for-11 (72.7 percent) from the free-throw line.

ISAIAH BANKS NOTES

■ Scored 14 points against Webber International, on Nov. 7, on 7-of-11 shooting from the field (63.6 percent), to go along with five rebounds ... He followed that up with a 12-point, three-rebound, three-steal performance against Johnson & Wales on Nov. 9 ... Shot 66.7 percent (4-for-6) from the field, including 50.0 percent (2-for-4) from three-point range against the Wildcats.

■ Banks also posted a 13-point performance against Columbia on Nov. 17, on 6-of-9 (66.7 percent) shooting from the field.

■ An athletic backcourt player, Banks may be best known for his backboard-shattering dunk that made him an Internet sensation in January 2017 ... The play was ESPN Sportscenter's No. 1 Play of the Day on January 11, in addition to the No. 2 Dunk of the Year - second only to Spartanburg (S.C.) Day School, and current Duke phenomenon, Zion Williamson - and the

STAT GEEK STATS

FIU: HOME, ROAD & NEUTRAL

Category	Home	Road	Neutral
Record	4-0	1-1	2-0
Field Goal%	48.9	44.7	51.5
3-Pt. Field Goal%	32.6	26.2	33.3
Free Throw%	58.7	60.0	64.3
Oppt. Field Goal%	39.8	44.7	46.4
Oppt. 3-Pt. Field Goal%	29.4	28.2	33.9
Oppt. Free Throw%	65.0	72.5	61.5
Rebounding Avg.	44.2	30.5	36.5
Rebounding Margin	-2.0	-13.5	-5.5
Assists/Gm.	19.8	13.5	16.0
Turnovers/Gm.	13.8	14.0	14.0
Blocks/Gm.	5.5	2.5	2.5
Steals/Gm.	14.0	10.0	9.5
Points/Gm.	104.2	79.0	100.0
Points Allowed/Gm.	74.5	81.5	90.0

FIU'S LARGEST IN 2018-19

Lead	70 vs. Johnson & Wales (117-47)
Deficit	15 at FGCU (39-24)
Margin of victory	70 vs. Johnson & Wales (117-47)
Margin of defeat	6 vs. Fordham (83-77)
Halftime lead	43 vs. Johnson & Wales (70-27)
Halftime deficit	7 at FGCU (41-34)
Deficit in win	15 at FGCU (39-24)
Halftime deficit in win	7 at FGCU (41-34)
Lead in loss	6 vs. Fordham (18-12)
Halftime lead in loss	-

MISCELLANEOUS FIU STATISTICS

Double Figure Scorers

Brian Beard, Jr.	8
Devon Andrews	7
Willy Nunez, Jr.	5
Osasumwen Osaghae	4
Marcus Burwell	3
Antonio Daye, Jr.	3
Trejon Jacob	3
Isaiah Banks	2

Double-Doubles

Osasumwen Osaghae	2
Brian Beard, Jr.	1
Devon Andrews	1

Games Leading (Sharing) Scoring Honors

Brian Beard, Jr.	5
Devon Andrews	2
Trejon Jacob	1

Games Leading (Sharing) Rebounding Honors

Devon Andrews	3
Osasumwen Osaghae	2
Antonio Daye, Jr.	1
Brian Beard, Jr.	1
Marcus Burwell	1

No. 9 Play of the Year by MaxPreps ... Following his senior campaign, Banks was a first team all-state selection by the Georgia Coaches Association ... He was also named the Georgia-Alabama All-Star Game Slam Dunk Champion.

WILLY NUNEZ, JR. NOTES

- Is hoping to have an injury-free 2018-19 season after playing in only six games last season ... Logged 26.7 minutes-per-outing for the Panthers, averaging 12.7 points-per-game ... Scored in double figures in four of his six games for FIU, including a career-high 19 points against Florida National on Nov. 29, 2017 ... Also has 18 points against James Madison on Dec. 16, 2017.

- Has scored double figures in nine of his 14 games played for FIU, dating back to last season, with six of those games being 15-or-more points.

- Tied his career-high with 19 points against Johnson & Wales on Nov. 9 ... Had an impressive shooting performance, hitting for 60.0 percent of his shots from the floor (6-for-10), including 55.6 percent (5-for-9) from behind the three-point arc, and 2-for-2 from the free-throw line.

MARCUS BURWELL NOTES

- Marcus Burwell is averaging 7.3 points-per-game ... He is also third in assists, dishing out 2.7 per-outing.

- Scored 10 points and handed out six assists against Johnson & Wales on Nov. 9, then followed that up with a career-high 12-point effort on 4-of-8 (50.0 percent) shooting from the field.

- Burwell recorded a career-high 14 points against Fordham on Nov. 16, and had a career-high rebounds against Ave Maria on Nov. 23.

OSASUMWEN OSAGHAE NOTES

- A walk-on who earned a scholarship during last summer.

- Is averaging 8.0 points-per-game and leads the team in rebounding, grabbing 8.0 boards-per-game ... His rebounds-per-game average is fifth in C-USA (through Nov. 25).

- He recorded his first career double-double with a career-high tying 10 points and a career-best 12 rebounds against Johnson & Wales on Nov. 9 ... Was 4-for-6 (66.7 percent) against the Wildcats.

- Followed up his first career-double-double with his second-straight - in what was the best game of his collegiate career, against Milwaukee on Nov. 13 ... Scored 10 points and grabbed a career-high 15 rebounds, to go along with four blocked shots ... He took over in the final 10 minutes scoring nine of his 10 points, grabbing six rebounds - including four offensive - and blocking two Milwaukee shots ... None of those points down the stretch were bigger than the three-point play that he converted with 11 seconds left in the game with the score tied at 83-all, and putting FIU up three, for good.

- Scored a career-high 14 points on a perfect shooting night against Youngstown State ... Was 6-of-6 from the field and 2-for-2 from the free-throw line against the Penguins.

A LOOK AT THE 2018-19 SCHEDULE

- FIU's 32-game schedule will feature 16 home games at Ocean Bank Convocation Center, with seven of those games coming against non-conference foes ... In addition, FIU will once again take on non-conference in-state rivals Florida Gulf Coast, North Florida, and USF, and will play in the Johnny Bach Classic hosted by Fordham University in the Bronx, New York, and at Ohio University ... The highlight of the non-conference slate will be FIU's trip to Fayetteville, Arkansas, to face Southeastern Conference foe Arkansas on Dec. 1.

FIU PICKED 10TH IN C-USA PRESEASON POLL

- The FIU Panthers were picked to finish 10th in the Conference USA preseason poll which was selected by the leagues 14 head coaches.

- WKU picked up 8-of-14 first place votes claiming the top spot ... Defending Conference USA Tournament champion Marshall, who received five first place votes was picked second, while Old Dominion, North Texas, and UTSA were slated third through fifth, respectively ... Louisiana Tech, Southern Miss, UAB, Middle Tennessee and the Panthers round out the top 10 ... The rest of the C-USA coaches poll is as follows: 11. UTEP, 12. Florida Atlantic, 13. Charlotte, and 14. Rice.

GETTING SOCIAL WITH THE PANTHERS

- Fans are encouraged to follow @FIUHoops on Twitter, and "Like" FIU men's basketball on Facebook (www.facebook.com/FIUMensBBall) for the latest Panther basketball news ... Follow all of FIU's 18 athletic teams on Twitter (@FIUAthletics), Facebook (Facebook.com/FIUSports), YouTube (FIUPanthers), and Instagram (FIUathletics).

FIU INKS PALM BEACH COUNTY PRODUCT DANTE WILCOX DURING SIGNING PERIOD

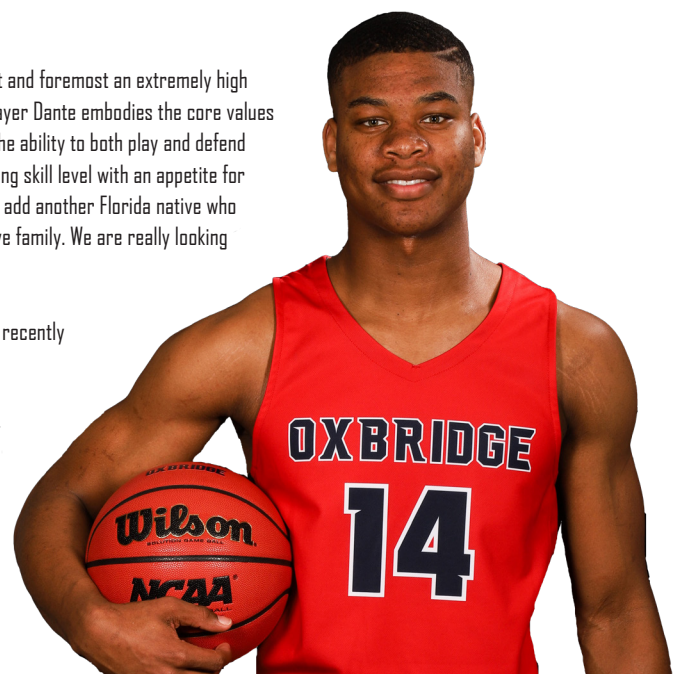
FIU Men's Basketball Head Coach Jeremy Ballard announced on Nov. 20, the signing of 6-foot-6, 220-pound guard/forward Dante Wilcox (West Palm Beach, Florida/Oxbridge Academy) to a National Letter of Intent.

"We are thrilled to announce the addition of Dante Wilcox to our FIU Family," said Ballard. "He is first and foremost an extremely high character young man who fits in seamlessly with the culture of our program and university. As a player Dante embodies the core values of what our program is all about: toughness, versatility, competitiveness, and skill level. Dante has the ability to both play and defend multiple positions which is a perfect fit for our position-less system. He possesses an ever-increasing skill level with an appetite for aggressive, physical play that has direct carry over to our style of play. We are also truly excited to add another Florida native who has been so well coached on the high school and AAU levels who comes from an incredibly supportive family. We are really looking forward to what Dante will bring to Panther Nation."

A four-year starter at Oxbridge Academy in Palm Beach County, and a two-year captain, Wilcox was recently named to the Palm Beach Post Preseason Boys Basketball Fab Five.

As a junior, Wilcox helped lead Oxbridge to its third-straight regional finals berth, averaging a team-best 14.1 points-per-game on 59 percent (107-for-182) shooting from the field. In addition, He also recorded 9.8 rebounds, 1.6 assists, 1.4 steals and 1.3 blocked shots-per-game. For his efforts, he was named First Team All-County by the Palm Beach Post.

Wilcox was just as impressive as a sophomore, during the 2016-17 season, averaging 13.6 points-per-game, on 63 percent (144-for-227) shooting from the floor, and grabbing 9.7 rebounds-per-outing. He also averaged 2.0 blocks, 1.9 assists and 1.8 steals-per-game.



BRIAN BEARD, JR. BY THE NUMBERS

Brian Beard, Jr. has made a tremendous impact on the Panthers' program in a short period of time, and is on pace to be one of the schools all-time leaders in career points, assists and steals. Below is where the senior point guard ranks in the career record book and a list of some of his top performances.

FIU ALL-TIME ASSIST LEADERS

1. Carlos Arroyo (1997-01)	459
2. Dwight Stewart (1988-93)	264
3. Patrick McDonald (1982-86)	256
4. Brian Beard, Jr. (2017-present)	235
5. Carlos Morban (2001-04)	227

FIU ALL-TIME STEALS LEADERS

1. Carlos Morban (2001-03)	204
2. Carlos Arroyo (1997-01)	177
3. Dwight Stewart (1988-91)	172
4. Patrick McDonald (1982-86)	147
5. Gene Derkack (1995-99)	140
6. Mark Hollin (1981-85)	125
7. Marcus Carreño (1996-99)	122
8. Brian Beard, Jr. (2017-present)	116
9. Tymell Murphy (2012-14)	115
10. Bobby Lester (1983-85)	114
Jeremy Allen (2010-12)	114

CAREER 20-PLUS POINT GAMES (in order by date; career-high in bold)

Dec. 11, 2017 at USF	28
Dec. 19, 2017 vs. Florida Gulf Coast	24
Jan. 11, 2018 at UTSA	20
Jan. 25, 2018 at Rice	22
Jan. 27, 2018 at North Texas	22
Feb. 1, 2018 vs. Southern Miss	23
Feb. 20, 2018 at Florida Atlantic	20
March 3, 2018 at Old Dominion	23
March 7, 2018 vs. Southern Miss (C-USA Tournament)	30
Nov. 11, 2018 vs. Webber International	20
Nov. 16, 2018 at Fordham	22
Nov. 17, 2018 vs. Columbia	26
Nov. 18, 2018 vs. Youngstown State	36
Nov. 28, 2018 at Florida Gulf Coast	21

CAREER SEVEN-PLUS ASSIST GAMES (in order by date; career-high in bold)

Nov. 10, 2017 vs. Florida Memorial	7
Dec. 16, 2017 vs. James Madison	7
Dec. 19, 2017 vs. Florida Gulf Coast	7
Dec. 30, 2017 vs. Florida Atlantic	8
Jan. 6, 2018 vs. UAB	9
Jan. 11, 2018 at UTSA	8
Jan. 18, 2018 vs. Old Dominion	7
Jan. 20, 2018 vs. Charlotte	8
Feb. 3, 2018 vs. Louisiana Tech	10
Feb. 10, 2018 at WKU	7
Feb. 22, 2018 vs. North Texas	8
Feb. 24, 2018 vs. Rice	7
March 7, 2018 vs. Southern Miss (C-USA Tournament)	7
Nov. 7, 2018 vs. Webber International	9
Nov. 9, 2018 vs. Johnson & Wales	7
Nov. 13, 2018 vs. Milwaukee	7
Nov. 16, 2018 at Fordham	7
Nov. 17, 2018 vs. Columbia	10
Nov. 18, vs. Youngstown State	7

CAREER FIVE-PLUS STEAL GAMES (in order by date; career-high in bold)

Dec. 2, 2017 vs. South Alabama	5
Dec. 11, 2017 at USF	6
Dec. 19, 2017 vs. Florida Gulf Coast	5
Dec. 22, 2017 vs. Hartford	6
Dec. 30, 2017 vs. Florida Atlantic	6
Feb. 3, 2018 vs. Louisiana Tech	5



BRIAN BEARD, JR. AMONG NCAA DIVISION I LEADERS ...

1ST TOTAL ASSISTS (57)

1ST TOTAL STEALS (26)

2ND FT ATTEMPTS (76)

3RD IN STEALS-PER-GAME (3.3)

6TH FT MADE (51)

7TH IN ASSISTS-PER-GAME (7.1)

7TH IN TOTAL POINTS (176)

19TH FG MADE (56)

25TH IN POINTS-PER-GAME (22.0)

29TH FG ATTEMPTS (111)

(THROUGH GAMES OF NOV. 28)

FIU TV/RADIO SPOT CHART



0 PHILLIP SMITH
6-4 | 183 | FR. | F/G
POTOMAC, MD.




1 ISAIAH BANKS
6-5 | 180 | SO. | G
CONYERS, GA.



2 CORDELL VIERA
6-4 | 190 | SO. | G
ETOBICOKE, ONT.



3 TREJON JACOB
6-5 | 175 | JR. | G
RALEIGH, N.C.




4 BRIAN BEARD JR.
5-10 | 175 | SR. | G
RANCHO CUCAMONGA, CALIF.



5 ANTONIO DAYE, JR.
6-1 | 188 | FR. | G
DURHAM, N.C.



10 DEVON ANDREWS
6-6 | 190 | R-JR. | F
LORAIN, OHIO




11 MARCUS BURWELL
6-3 | 160 | JR. | G
RICHMOND, VA.



15 JAMES AMETEPE
6-5 | 210 | FR. | F
ACCRA, GHANA



20 WILLY NUNEZ JR.
6-6 | 185 | R-JR. | G
ORLANDO, FLA.



22 ELHADJI DEING
6-11 | 245 | SR. | C
MBOUR, SENEGAL



31 MICHAEL DOUGLAS
6-5 | 210 | GR. | F
SACHSE, TEXAS



34 OSASUMWEN OSAGHAE
6-7 | 250 | JR. | F
MIAMI, FLA.



55 CAMERON CORCORAN
6-1 | 170 | SO. | F
ORLANDO, FLA.

FIU ALL-TIME IN OVERTIME

- Overall Record: 24-43
- Home: 11-16 (FIU Arena: 9-14)
- Away: 9-20, Neutral: 4-6

Date	W/L	Opponent
Nov. 20, 1981	L	at Augusta 67, FIU 66 (2ot)
Jan. 18, 1982	W	FIU 81, at Florida Memorial 77
Feb. 18, 1982	W	at FIU 81, Florida Tech 73
Jan. 15, 1983	L	at Florida Memorial 114, FIU 107
Dec. 18, 1984	L	Fla. Southern 87, at FIU 84 (2ot)
Dec. 23, 1985	L	Cheyney 54, at FIU 53
Jan. 21, 1986	W	at FIU 79, St. Thomas 78
Dec. 18, 1986	W	at FIU 94, Dartmouth 89
Jan. 16, 1987	W	at FIU 95, UMES 93 (2ot)
Jan. 9, 1989	L	Arkansas State 88, at FIU 77
Feb. 7, 1989	W	FIU 105, at UCF 103 (2ot)
Feb. 25, 1989	L	at Nicholls State 91, FIU 81
Dec. 30, 1991	L	at Louisiana 104, FIU 93 (2ot)
Jan. 23, 1992	L	at SE Louisiana 81, FIU 79
Feb. 8, 1992	W	FIU 68, at Stetson 65
Jan. 14, 1993	W	FIU 69, at Georgia State 68
Feb. 20, 1993	L	at Centenary 84, FIU 81
March 3, 1994	L	Centenary 69, FIU 67
Dec. 10, 1994	L	VCU 76, at FIU 67
Jan. 21, 1995	L	Mercer 86, at FIU 76
March 3, 1995	W	FIU 65, SE La. 64
Feb. 5, 1996	W	at FIU 90, Jacksonville State 88

Feb. 29, 1996	W	FIU 58, Samford 55
Dec. 17, 1998	L	at Illinois-Chicago 78, FIU 70
Feb. 6, 1999	W	at FIU 73, Louisiana Tech 65
Nov. 20, 1999	L	Northern Illinois 98, at FIU 92
Dec. 18, 1999	L	St. Bonaventure 78, FIU 70
Dec. 23, 1999	L	Brigham Young 83, at FIU 75
Dec. 30, 2000	L	at North Texas 70, FIU 68
Jan. 16, 2001	L	at Arkansas State 57, FIU 56
Jan.10, 2002	W	FIU 79, at North Texas 78
Nov. 26, 2002	W	FIU 68, at Princeton 65
Dec. 28, 2002	L	Duquesne 71, at FIU 68
Jan. 5, 2003	L	North Texas 94, at FIU 91
March 21, 2004	W	at FIU 63, New Orleans 58
Dec. 28, 2004	W	at FIU 74, Ohio 73
Jan. 11, 2005	L	at La Salle 74, FIU 72
Jan. 30, 2005	W	at FIU 118, UALR 114 (5ot)
Nov.29, 2005	W	at FIU 69, USF 64 (2ot)
Dec. 20, 2005	L	at La Salle 70, FIU 61
Dec. 27, 2005	L	St. Bonaventure 69, FIU 65
Feb. 11, 2006	L	at Arkansas State 85, FIU 84
Feb. 28, 2007	L	at Florida Atlantic 91, FIU 88
Dec. 20, 2008	L	Tennessee-Martin 77, at FIU 76
Feb 7, 2009	W	at FIU 80, Arkansas State 76
Dec. 20, 2009	W	FIU 80, at North Texas 70
Feb. 11, 2010	L	at South Alabama 69, FIU 65
Jan. 15, 2011	L	at Denver 79, FIU 70
Feb. 3, 2011	W	FIU 81, at Troy 80

Feb. 19, 2011	L	Florida Atlantic 80, at FIU 78
Nov. 14, 2011	W	FIU 79, George Mason
Jan. 14, 2012	L	at Louisiana 87, FIU 81
Feb. 23, 2012	L	Troy 75, FIU 70
Nov. 19, 2013	L	vs. Youngstown State 74, FIU 72
Jan. 2, 2014	L	at Florida A&M 93, FIU 88
Nov. 28, 2014	W	FIU 61, Wright State 59
Jan. 15, 2015	W	FIU 66, Marshall 62
Feb. 12, 2015	W	FIU 73, at Southern Miss 71
Nov. 22, 2015	L	vs. Oral Roberts 76, FIU 70
Dec. 6, 2015	L	vs. FGCU 84, FIU 76
Dec.19, 2015	L	at Northern Illinois 78, FIU 75 (2ot)
Nov. 18, 2016	L	at South Alabama 69, FIU 64
Nov. 19, 2016	L	vs. Jacksonville 78, FIU 75
Nov. 30, 2016	L	at Elon 84, FIU 81
Jan. 12, 2017	L	at UTEP 88, FIU 87 (2ot)
Feb. 16, 2017	L	at Southern Miss 69, FIU 66
Nov. 12, 2017	L	vs. Stetson 70, FIU 64
Nov. 17, 2017	L	vs. Elon 95, FIU 87 (3ot)
Jan. 4, 2018	L	vs. Middle Tennessee 71, FIU 66
Jan. 27, 2018	L	at North Texas 69, FIU 67

THE LAST TIME FIU ...

Beat a Top 25 Team	Never	OPP scored 40 or less	11/13/15 vs. Trinity Baptist (39)	20+ turnovers	12/4/16 at South Carolina (23)
Beat a Top 10 Team	Never	Consecutive OPP below 40	Never	OPP 25+ turnovers	11/32/18 vs. Ave Maria (32)
Beat a Top 5 Team	Never	OPP scored 10 or less in a half	Never	Player 40+ points	Never
Beat a C-USA Team by +20	3/02/14 vs Tulane (73-47)	OPP shot below 30%	11/10/18 vs. Johnson & Wales (26.2) (16-61)	Player 35+ points	11/18/18 vs. Youngstown State (Brian Beard, Jr. 36)
Won in overtime	2/12/15 at Southern Miss (73-71)	Shot 60%+ FG	1/21/17 vs. UAB (65.3%) (32-49)	Player 30+ points	11/18/18 vs. Youngstown State (Brian Beard, Jr. 36)
Last in overtime	1/27/18 at North Texas (69-67, ot)	Shot 60%+ FG in C-USA	1/21/17 vs. UAB (65.3%) (32-49)	3 players 20+ points	Never
Played double overtime	1/12/16 at UTEP (L. 88-87, 2ot)	Shot 50%+ FG in C-USA	2/18/16 at North Texas (51.8%) (29-56)	2 players 20+ points	11/8/18 vs Webber International (26) (Devon Andrews 23; Brian Beard, Jr. 20)
Played triple overtime	11/17/17 vs. Elon (95-87, 3ot)	OPP shot 60%+	12/22/17 vs. Hartford (62.0%) (31-50)	6+ players 10+ points	11/17/18 vs. Columbia (6)
Came from +10 down to win	11/28/18 at FGCU (39-24, -15)	Shot 70%+ in a half	1/21/17 vs. UAB (75.0%) (18-24)	5+ players 10+ points	11/13/18 vs. Milwaukee (5)
Won non-conf road/neut game	11/28/18 at FGCU (81-80)	Shot 60%+ in a half	11/28/18 at FGCU (60.0%) (18-30)	10 players 10+ minutes	11/10/18 vs. Johnson & Wales
Won C-USA road game	3/1/18 at Charlotte (89-83)	Shot under 30%	3/3/18 at Old Dominion (27.9%)	Player 20+ rebounds	11/30/16 at Elon (Mike Kessens) (23)
Last at home	1/18/18 vs. Old Dominion (64-54)	Shot 60%+ from 3PT	1/21/17 vs. UAB (75.0%) (6-8)	Player 15+ rebounds	11/13/18 vs. Milwaukee (Osasumwen Osaghae, 17)
Last non-conf home	12/22/17 vs. Hartford (79-72)	Shot 50%+ from 3PT	2/3/18 vs. Louisiana Tech (50.0%) (9-17)	Player 10+ assists	11/17/18 vs. Columbia (Brian Beard, Jr., 10)
Scored 100+	11/23/18 vs. Ave Maria (W, 104-84)	Shot 95%+ from FT	Never	Player 5+ steals	11/16/18 vs. Fordham (Brian Beard, Jr., 6)
Allowed 100+	1/30/05 vs ULAR (W, 118-114) (5ot)	Shot 85%+ from FT	2/9/17 vs. Rice (88.2%) (15-17)	Player 5+ blocks	1/25/18 at Rice (Osasumwen Osaghae, 5)
Scored 90+	11/17/18 vs. Columbia (98-87)	Shot 50% or less from FT	11/28/18 at FGCU (41.7%) (5-12)	Player Triple-Double	3/7/15 vs UAB (Adrian Diaz) (14 pts., 12, rbs., 13, blks.)
Allowed 90+	11/18/18 vs. Youngstown State (W, 102-93)	50+ rebounds	11/10/18 vs. Johnson & Wales (53)		
Scored 80+	11/28/18 at FGCU (W, 81-80)	45+ rebounds	2/27/16 vs. Florida Atlantic (46)		
Scored 80+ in C-USA	3/1/18 at Charlotte (W, 89-83)	20+ offensive rebounds	Never		
Scored under 50	2/14/15 at LA Tech (42-75)	20 or less rebounds	Never		
Scored under 40	1/16/14 vs ODU (36-52)	OPP less than 20 rebounds	Never		
Scored 60+ in a half	11/10/18 vs. Johnson & Wales (70)	15+ steals	11/23/18 vs. Ave Maria (15)		
Scored 50+ in a half	11/18/18 vs. Youngstown State (58)	10+ steals	11/28/18 at FGCU (15)		
Bench scored 50+ points	11/10/18 vs. Johnson & Wales (63)	30+ assists	Never		
OPP scored 45 or less	12/29/15 vs. FAMU (65-45)	20+ assists	11/10/18 vs. Johnson & Wales (26)		
Consecutive OPP below 45	Never	5 or less turnovers	1/13/18 at UTEP (5)		

FIU CAREER HIGHS

0 - PHILLIP SMITH

Points	-
Rebounds	-
Assists	-
Steals	-
Blocked Shots	-
Minutes	-
Field Goals Made	-
Field Goal Attempts	-
Three-Point Field Goals Made	-
Three-Point Field Goals Attempted	-
Free Throws Made	-
Free Throw Attempts	-

1 - ISAIAH BANKS

Points:	17 vs. Elon (11/17/17)
Rebounds	5, 2X last vs. Webber International (11/7/18)
Assists	2, 2X last vs. Youngstown State (11/10/18)
Steals	3, 3X last vs. Columbia (11/17/18)
Blocked Shots	1, 3X last at UTEP (1/13/17)
Minutes	23, 2X last vs. Webber International (11/7/18)
Field Goals Made	7 vs. Webber International (11/7/18)
Field Goal Attempts	11 vs. Webber International (11/7/18)
Three-Point Field Goals Made	4 vs. Elon (11/17/17)
Three-Point Field Goals Attempted	6 vs. Elon (11/17/17)
Free Throws Made	3 vs. Rice (2/24/18)
Free Throw Attempts	3, 2X last vs. Johnson & Wales (11/9/18)

2 - CORDELL VEIRA

Points	9 vs. Concordia-St. Paul (11/19/17)
Rebounds	4, 3X last vs. Johnson & Wales (11/9/18)
Assists	4 vs. Concordia-St. Paul (11/19/17)
Steals	2 vs. Florida Memorial (11/10/17)
Blocked Shots	2 at Florida Gulf Coast (11/28/18)
Minutes	39 vs. Concordia-St. Paul (11/19/17)
Field Goals Made	3 vs. Concordia-St. Paul (11/19/17)
Field Goal Attempts	8 vs. Concordia-St. Paul (11/19/17)
Three-Point Field Goals Made	3 vs. Concordia-St. Paul (11/19/17)
Three-Point Field Goals Attempted	4 vs. Concordia-St. Paul (11/19/17)
Free Throws Made	2 vs. Florida Memorial (11/10/17)
Free Throw Attempts	4 vs. Florida Memorial (11/10/17)

3 - TREJON JACOB

Points	38 vs. Florida Gulf Coast (12/19/17)
Rebounds:	9 vs. Stetson (11/12/17)
Assists	4 vs. Rice (2/24/18)
Steals	4 vs. Johnson & Wales (11/9/18)
Blocked Shots	2 at Milwaukee (11/18/17)
Minutes	42 vs. Middle Tennessee (1/4/18)
Field Goals Made	13 vs. Florida Gulf Coast (12/19/17)
Field Goal Attempts	21 at Rice (1/25/18)
Three-Point Field Goals Made	7 vs. Florida Gulf Coast (12/19/17)
Three-Point Field Goals Attempted	13, vs. UAB (1/6/18)
Free Throws Made	7, 2X last at Florida Atlantic (2/17/18)
Free Throw Attempts	11 vs. Florida Gulf Coast (12/19/17)

4 - BRIAN BEARD, JR.

Points	36 vs. Youngstown State (1/18/18)
Rebounds	8 vs. North Texas (2/22/18)
Assists	10, 2X last vs. Columbia (11/18/18)
Steals	6, 6X last vs. Fordham (11/16/18)
Blocked Shots	0
Minutes	47 vs. Elon (11/17/17)
Field Goals Made	10, 2X last vs. Southern Miss (3/7/18)
Field Goal Attempts	20 vs. Southern Miss (3/7/18)
Three-Point Field Goals Made	3, 5X last vs. Johnson & Wales (11/9/18)
Three-Point Field Goals Attempted	8, 3X last at UTSA (1/11/18)
Free Throws Made	16 vs. Youngstown State (11/18/18)
Free Throw Attempts	20 vs. Youngstown State (11/18/18)

5 - ANTONIO DAYE, JR.

Points	16 vs. Ave Maria (11/23/18)
Rebounds	8 vs. Webber International (11/7/18)
Assists	4 vs. Johnson & Wales (11/9/18)
Steals	4 vs. Ave Maria (11/23/18)
Blocked Shots	0
Minutes	25 vs. Youngstown State (11/18/18)
Field Goals Made	6 vs. Webber International (11/7/18)
Field Goal Attempts	11 vs. Webber International (11/7/18)
Three-Point Field Goals Made	1 at Florida Gulf Coast (11/28/18)
Three-Point Field Goals Attempted	2 at Florida Gulf Coast (11/28/18)
Free Throws Made	8 vs. Ave Maria (11/23/18)
Free Throw Attempts	11 vs. Ave Maria (11/23/18)

10 - DEVON ANDREWS

Points	23 vs. Webber International (11/7/18)
Rebounds	11 vs. Columbia (11/17/18)
Assists	4, 2X last at Florida Gulf Coast (11/28/18)
Steals	4 at Florida Gulf Coast (11/28/18)
Blocked Shots	1, 2X vs. Youngstown State (11/18/18)
Minutes	31 at Florida Gulf Coast (11/28/18)
Field Goals Made	9 vs. Webber International (11/7/18)
Field Goal Attempts	13 vs. Webber International (11/7/18)
Three-Point Field Goals Made	2, 3X last vs. Milwaukee (11/13/18)
Three-Point Field Goals Attempted	3, 3X last at Florida Gulf Coast (11/28/18)
Free Throws Made	4, 2X last vs. Youngstown State (11/18/18)
Free Throw Attempts	8 vs. Youngstown State (11/18/18)

11 - MARCUS BURWELL

Points	14 vs. Fordham (11/16/18)
Rebounds	6 vs. Ave Maria (11/23/18)
Assists	6 vs. Johnson & Wales (11/9/18)
Steals	2, 2X last vs. Johnson & Wales (11/7/18)
Blocked Shots	0
Minutes	27 vs. Milwaukee (11/13/18)
Field Goals Made	5 vs. Fordham (11/16/18)
Field Goal Attempts	13 vs. Fordham (11/16/18)
Three-Point Field Goals Made	2 vs. Milwaukee (11/13/18)
Three-Point Field Goals Attempted	6, 2X last vs. Milwaukee (11/13/18)
Free Throws Made	3, 2X last vs. Fordham (11/16/18)
Free Throw Attempts	5 vs. Webber International (11/7/18)

FIU CAREER HIGHS

15 - JAMES AMETEPE

Points	8 vs. Ave Maria (11/23/18)
Rebounds	5 vs. Ave Maria (11/23/18)
Assists	0
Steals	1 vs. Ave Maria (11/23/18)
Blocked Shots	1 vs. Johnson & Wales (11/7/18)
Minutes	9, 2X last vs. Ave Maria (11/23/18)
Field Goals Made	3 vs. Ave Maria (11/23/18)
Field Goal Attempts	7 vs. Ave Maria (11/23/18)
Three-Point Field Goals Made	0
Three-Point Field Goals Attempted	0
Free Throws Made	2 vs. Ave Maria (11/23/18)
Free Throw Attempts	2 vs. Ave Maria (11/23/18)

20 - WILLY NUNEZ, JR.

Points	19, 2X last vs. Johnson & Wales (11/7/18)
Rebounds	7 vs. Webber International (11/7/18)
Assists	3, 2X last vs. Johnson & Wales (11/7/18)
Steals	2, 3X last vs. Ave Maria (11/23/18)
Blocked Shots	1, 3X last vs. Milwaukee (11/13/18)
Minutes	32 at North Florida (12/13/17)
Field Goals Made	7, 2X last vs. James Madison (12/16/17)
Field Goal Attempts	15 at North Florida (12/13/17)
Three-Point Field Goals Made	5, 2X last vs. Johnson & Wales (11/9/18)
Three-Point Field Goals Attempted	11 vs. Columbia (11/17/18)
Free Throws Made	4 vs. Fordham (11/16/18)
Free Throw Attempts	5, 3X last at Fordham (1/16/18)

22 - ELHADJI DIENG

Points	7, 2X last vs. Ave Maria (11/23/18)
Rebounds	8 vs. Florida Atlantic (12/30/30)
Assists	1, 4X last at Fordham (1/16/18)
Steals	1, 3X last vs. Old Dominion (1/18/18)
Blocked Shots	2, 4X last vs. Charlotte (1/20/18)
Minutes	22 vs. Stetson (11/12/17)
Field Goals Made	3, 2X last vs. Ave Maria (11/23/18)
Field Goal Attempts	5, 2X last vs. Ave Maria (11/23/18)
Three-Point Field Goals Made	0
Three-Point Field Goals Attempted:	0
Free Throws Made	4 at UTSA (1/11/18)
Free Throw Attempts	6 vs. Johnson & Wales (11/7/18)

31 - MICHAEL DOUGLAS

Points	19 at UTEP (1/13/18)
Rebounds	10 at UTEP (1/13/18)
Assists	3 vs. Johnson & Wales (11/9/18)
Steals	3, 3X last at North Texas (2/27/18)
Blocked Shots	2, 3X last vs. Johnson & Wales (11/9/18)
Minutes	38, 2X last vs. Southern Miss (3/7/18)
Field Goals Made	8 at UTEP (1/13/18)
Field Goal Attempts	14 at UTEP (1/13/18)
Three-Point Field Goals Made	4, 2X last vs. North Texas (2/22/18)
Three-Point Field Goals Attempted	8 at Old Dominion (3/3/18)
Free Throws Made	7, 2X last vs. FGCU (12/19/17)
Free Throw Attempts	10, 2X last vs. FGCU (12/19/17)

34 - OSASUMWEN OSAGHAE

Points	14 vs. Youngstown State (11/18/19)
Rebounds	15 vs. Milwaukee (11/13/18)
Assists	1, 2X last vs. Columbia (11/17/18)
Steals	2, 3X last vs. Webber International (11/7/18)
Blocked Shots	5, 2X last at Rice (1/25/18)
Minutes	24 at UTSA (1/11/18)
Field Goals Made	6, 2X last vs. Youngstown State (11/18/18)
Field Goal Attempts	12 at UTSA (1/11/18)
Three-Point Field Goals Made	0
Three-Point Field Goals Attempted	1 vs. Johnson & Wales (11/7/18)
Free Throws Made	6 at UTSA (1/11/18)
Free Throw Attempts	12 at UTSA (1/11/18)

NOV. 7, 2018 | VS. WEBBER INTERNATIONAL | MIAMI, FLA.

Official Basketball Box Score - Game Totals - Final Statistics
Webber International vs FIU
11/07/18 7:00 p.m. at Miami, Fla.

Webber International 84 - 2-1

#	Player	Total		3-Ptr		Rebounds			PF	TP	A	TO	Blk	Stl	Min	
		FG-FGA	FG-FGA	FT-FTA	FT-FTA	Off	Def	Tot								
01	Tommie Luke	5-13	0-2	3-7	1	5	6	3	13	2	4	0	0	0	20	
04	Simon Francis	2-10	0-4	2-2	6	5	11	2	6	5	3	1	1	23		
06	Malik Morrow	5-11	4-9	0-0	1	4	5	1	14	0	0	0	0	28		
14	Kevin Grace	3-8	1-5	5-5	1	4	5	3	12	0	0	0	0	24		
21	Rashawn Eberne	2-11	1-6	2-2	3	2	5	2	7	3	4	0	0	26		
03	Orlando Fletcher	0-0	0-0	0	1	1	0	0	0	0	0	0	0	3		
02	Nicholas Blocker	0-1	0-0	0	2	2	3	1	1	5	0	2	8			
13	Nicholas Toledo	1-4	0-1	4-6	0	1	1	3	6	1	1	0	1	19		
20	Nikita Orap	0-2	0-2	0-0	0	1	1	0	1	0	0	0	0	7		
22	Herman Robinson	1-1	0-0	0	0	0	0	2	2	0	1	0	0	6		
23	Garrett Woodmansee	5-7	3-5	1-2	0	6	6	1	14	0	0	0	0	15		
24	Jonathan Philistin	2-3	0-1	4-6	1	2	3	1	8	2	2	0	1	16		
33	Georges Darvlien	0-3	0-1	1-2	0	2	2	0	1	0	0	0	0	5		
Team		2-2		2-4												
Totals		26-74	9-36	23-36	15	37	52	22	84	15	26	1	5	200		

FG % 1st Half: 15-39 38.5% 2nd half: 11-25 31.4% Game: 26-74 35.1%
3FG % 1st Half: 4-22 18.2% 2nd half: 3-14 21.4% Game: 9-36 25.0%
FT % 1st Half: 6-10 60.0% 2nd half: 17-26 65.4% Game: 23-36 63.9%

Deadball Rebounds: 9

FIU 110 - 1-0

#	Player	Total		3-Ptr		Rebounds			PF	TP	A	TO	Blk	Stl	Min	
		FG-FGA	FG-FGA	FT-FTA	FT-FTA	Off	Def	Tot								
03	JACOB, Trejon	7-12	4-7	1-3	0	3	3	2	19	0	1	1	1	19		
04	BEARD, JR., Brian	8-15	2-6	2-6	0	6	6	1	20	9	3	0	4	26		
10	ANDREWS, Devan	9-13	2-3	4-1	5	1	23	4	3	1	1	22				
11	BURWELL, Marcus	3-7	0-3	3-4	0	2	3	9	1	1	0	2	20			
22	DIENG, Elhadji	0-0	0-1	0-1	0	1	1	0	1	0	1	0	10			
01	BANKS, Isaiiah	7-11	0-4	0-4	3	2	5	3	14	1	1	0	1	23		
02	VEIRA, Cordell	1-2	0-1	1-2	0	4	4	3	3	1	2	1	1	13		
05	DAYE, JR., Antonio	6-11	0-1	2-3	1	7	8	4	14	3	2	0	2	18		
16	AMETEP, James	1-2	0-0	0-0	0	0	0	2	2	0	0	0	0	5		
20	NUNEZ, JR., Willy	1-7	1-7	1-2	1	6	7	2	4	0	3	1	2	21		
31	DOUGLAS, Michael	1-3	0-1	0-0	0	1	1	4	2	0	0	0	0	14		
34	OSAGHAE, Osasumwen	0-2	0-0	0	2	2	4	4	1	0	1	2	2	9		
Team		2-1		3-3												
Totals		44-85	9-32	13-30	13	37	50	30	110	21	17	7	16	200		

FG % 1st Half: 22-44 50.0% 2nd half: 22-42 52.4% Game: 44-85 51.8%
3FG % 1st Half: 5-18 27.8% 2nd half: 4-14 28.6% Game: 9-32 28.1%
FT % 1st Half: 8-18 44.4% 2nd half: 5-12 41.7% Game: 13-30 43.3%

Deadball Rebounds: 8

Officials: Jeff Prou, Brandon Hiers, Antonio Vargas
Technical fouls: Webber International-None, FIU-None.
Flagrant: 0
Attendance: 877
FIU led for 00:00. FIU led for 39:50. Game was tied for 00:10.

Score by periods	1st	2nd	Total
Webber International	42	42	84
FIU	57	53	110

Points	In	Off	2nd	Fast	Bench
WUIMBB	32	27	9	4	32
FIU	70	32	11	38	39

Score tied - 0 times.
Lead changed - 0 times.

NOV. 9, 2018 | VS. JOHNSON & WALES | MIAMI, FLA.

Official Basketball Box Score - Game Totals - Final Statistics
Johnson & Wales vs FIU
11/09/18 7:45 PM at Ocean Bank Convocation Center

Johnson & Wales 47 - 0-3

#	Player	Total		3-Ptr		Rebounds			PF	TP	A	TO	Blk	Stl	Min	
		FG-FGA	FG-FGA	FT-FTA	FT-FTA	Off	Def	Tot								
02	Dwayne Adams	2-6	0-0	4-4	0	3	3	2	8	4	7	0	2	27		
03	Michael Stuart	3-10	2-7	0-0	0	0	0	1	8	3	0	0	0	35		
04	Jackinson Joseph	0-6	0-4	3-3	2	2	4	3	3	0	3	0	1	20		
20	David Joachim	3-5	2-3	0-0	2	2	4	4	8	0	2	0	0	13		
31	Gustav Ling	3-6	1-4	0-1	1	4	5	5	7	1	2	2	1	23		
05	Quadian Johnson	0-2	0-0	0-0	1	0	1	1	0	0	0	0	0	4		
00	Dylan McHugh	2-7	2-7	0-0	1	3	4	0	6	0	0	0	1	20		
11	Sidney Alcona	0-5	0-5	0-0	0	3	3	1	0	1	2	0	0	9		
12	Jordan Martin	0-2	0-0	0-0	0	0	0	0	1	0	0	0	0	5		
14	Justin Walker	1-7	0-2	0-0	0	1	1	1	2	0	0	0	0	16		
21	Sebastian Paig	0-1	0-1	0-0	0	0	0	0	0	0	0	0	0	6		
22	Willem Vermilyen	0-2	0-0	0	1	3	4	2	0	1	2	0	0	18		
23	Tristan Stephens	2-2	0-0	1-2	1	3	4	4	5	1	6	0	0	14		
Team		4-1		5-5												
Totals		16-61	7-33	8-10	13	25	38	25	47	10	29	4	5	200		

FG % 1st Half: 9-32 28.1% 2nd half: 7-29 24.1% Game: 16-61 26.2%
3FG % 1st Half: 4-16 25.0% 2nd half: 3-17 17.6% Game: 7-33 21.2%
FT % 1st Half: 5-6 83.3% 2nd half: 3-4 75.0% Game: 8-10 80.0%

Deadball Rebounds: 0

FIU 117 - 2-0

#	Player	Total		3-Ptr		Rebounds			PF	TP	A	TO	Blk	Stl	Min	
		FG-FGA	FG-FGA	FT-FTA	FT-FTA	Off	Def	Tot								
03	JACOB, Trejon	2-7	0-4	2-3	2	1	3	1	6	1	2	0	4	17		
04	BEARD, JR., Brian	4-8	3-4	3-4	0	3	3	1	14	7	1	0	4	22		
10	ANDREWS, Devan	8-8	2-2	2-4	1	1	2	0	20	0	1	0	1	15		
11	BURWELL, Marcus	4-11	1-6	1-2	0	3	3	1	10	6	0	0	2	20		
22	DIENG, Elhadji	1-1	0-0	2-6	1	1	2	1	4	0	0	0	0	9		
01	BANKS, Isaiiah	4-6	2-4	2-3	0	3	3	2	12	1	1	0	3	18		
02	VEIRA, Cordell	2-4	1-3	0-0	0	4	4	0	5	1	0	1	0	16		
05	DAYE, JR., Antonio	4-8	0-1	4-7	2	3	5	3	12	4	3	0	1	20		
16	AMETEP, James	1-6	0-0	0-0	1	1	2	0	0	0	1	0	0	9		
20	NUNEZ, JR., Willy	6-10	5-9	2-2	0	3	3	0	19	3	0	0	0	19		
31	DOUGLAS, Michael	1-5	0-3	1-2	2	2	4	1	3	3	0	2	0	17		
34	OSAGHAE, Osasumwen	4-6	0-1	2-4	5	7	12	1	10	0	0	3	0	18		
Team		5-2		7-7												
Totals		41-78	14-37	21-37	19	34	53	12	117	26	10	7	13	200		

FG % 1st Half: 24-39 61.5% 2nd half: 17-39 43.6% Game: 41-78 52.6%
3FG % 1st Half: 7-16 43.8% 2nd half: 7-21 33.3% Game: 14-37 37.8%
FT % 1st Half: 15-23 65.2% 2nd half: 6-14 42.9% Game: 21-37 56.8%

Deadball Rebounds: 9

Officials: Kevin Mathis, Jose Nieves, Shane Land
Technical fouls: Johnson & Wales-None, FIU-None.
Attendance: 719

Score by periods	1st	2nd	Total
Johnson & Wales	27	20	47
FIU	70	47	117

Points	In	Off	2nd	Fast	Bench
JWUM	32	27	9	4	32
FIU	84	34	16	29	63

Score tied - 1 time.
Lead changed - 0 times.

NOV. 13, 2018 | VS. MILWAUKEE | MIAMI, FLA.

Official Basketball Box Score - Game Totals - Final Statistics
Milwaukee vs FIU
11-13-18 7 p.m. at Ocean Bank Convocation Center, Miami, FL

Milwaukee 83 - 0-3

#	Player	Total		3-Ptr		Rebounds			PF	TP	A	TO	Blk	Stl	Min	
		FG-FGA	FG-FGA	FT-FTA	FT-FTA	Off	Def	Tot								
01	ABRAM, DeAndre	5-13	1-5	0-0	2	13	15	1	11	0	3	3	1	34		
02	ARTHUR-WILLIAMS, B.	0-0	0-0	0	0	0	0	0	2	0	0	0	0	3		
12	ALLEN, Amir	2-2	0-0	1-1	1	2	3	1	5	0	1	1	0	9		
13	WRIGHT, Jake	3-7	3-7	0-0	0	1	1	2	9	1	4	1	0	38		
20	ROY, Darius	7-19	2-5	3-4	1	5	6	2	19	5	3	0	2	38		
00	BARNES, Bryce	2-7	0-0	2-4	1	0	1	3	6	1	4	0	2	23		
04	SESSOMS, Wil	7-9	0-0	3-5	6	3	9	3	17	0	1	1	1	16		
05	WARREN-NEWSOME, C.	4-8	0-1	2-3	0	7	7	4	10	5	2	0	1	26		
11	JOHNSON, Vance	2-5	0-0	2-4	1	2	3	5	6	0	3	0	0	13		
25	MADGE, Jamar	0-0	0-0	0-0	0	0	0	0	0	0	0	0	0	0+		
Team		3-2		5-5												
Totals		32-70	6-18	13-21	15	35	50	23	83	12	22	6	9	200		

FG % 1st Half: 19-41 46.3% 2nd half: 13-29 44.8% Game: 32-70 45.7%
3FG % 1st Half: 5-10 50.0% 2nd half: 1-8 12.5% Game: 6-18 33.3%
FT % 1st Half: 7-10 70.0% 2nd half: 6-11 54.5% Game: 13-21 61.9%

Deadball Rebounds: 2

FIU 86 - 3-0

#	Player	Total		3-Ptr		Rebounds			PF	TP	A	TO	Blk	Stl	Min
		FG-FGA	FG-FGA	FT-FTA	FT-FTA	Off	Def	Tot							
03	JACOB, Trejon	2-7	0-3	0-0	1	4									

NOV. 17, 2018 | VS. COLUMBIA | BRONX, N.Y.

Official Basketball Box Score -- Game Totals -- Final Statistics
FIU vs Columbia
 11/17/18 6:00 pm at

FIU 98 • 3-1

#	Player	Total		3-Ptr		Rebounds			PF	TP	A	TO	Blk	Stl	Min
		FG-FGA	FG-FGA	FT-FTA	FT-FTA	Off	Def	Tot							
01	Banks,Isaiah	6-9	1-3	0-3	1	0	1	3	13	0	0	0	3	18	
02	Veira,Cordell	1-1	1-1	0-0	0	0	0	0	3	1	1	0	0	6	
03	Jacob,Trejon	4-9	2-6	1-2	0	6	6	0	11	1	2	0	1	27	
04	Brian Beard Jr	7-17	1-4	11-18	0	6	6	2	26	10	3	0	3	33	
05	Antonio Daye,Jr	0-2	0-0	1-2	2	2	4	2	1	1	3	0	0	15	
10	Andrews,Devon	6-12	1-2	4-4	0	11	11	3	17	2	2	1	2	28	
11	Burwell,Marcus	0-0	0-0	0-0	0	0	0	4	0	0	0	0	0	7	
20	Wily Nunez Jr	5-12	4-11	1-2	2	3	5	0	15	0	1	0	0	27	
22	Dieng,Elhadji	0-0	0-0	0-0	0	0	0	4	0	1	0	0	0	7	
31	Douglas,Michael	0-1	0-0	0-0	0	0	0	2	0	0	0	0	0	9	
34	Osaghae,Osasumwen	5-6	0-0	2-5	5	4	9	5	12	1	1	3	0	23	
Team						0		0							
Totals		34-69	10-27	20-36	10	32	42	25	98	16	14	4	9	200	

FG % 1st Half: 15-29 51.7% 2nd half: 19-40 47.5% Game: 34-69 49.3%
 3FG % 1st Half: 5-13 38.5% 2nd half: 5-14 35.7% Game: 10-27 37.0%
 FT % 1st Half: 8-14 57.1% 2nd half: 12-22 54.5% Game: 20-36 55.6%

Columbia 87 • 0-3

#	Player	Total		3-Ptr		Rebounds			PF	TP	A	TO	Blk	Stl	Min
		FG-FGA	FG-FGA	FT-FTA	FT-FTA	Off	Def	Tot							
04	Hunter, Rodney	2-3	0-0	2-7	1	6	7	4	6	2	2	1	0	24	
22	Nweke, Ike	2-6	0-0	4-6	2	2	4	1	8	0	1	1	0	21	
15	Stefanini, Gabe	12-17	5-9	4-4	1	3	4	5	33	4	3	0	2	28	
21	Smith, Mike	3-11	0-4	1-2	0	0	0	4	7	4	4	0	3	30	
33	Bilbos, Tai	2-10	1-5	1-2	4	0	4	2	6	1	0	0	0	20	
03	Tape, Patrick	3-4	0-0	5-6	2	4	6	1	11	1	0	1	0	16	
10	Adlesh, Quinton	2-8	2-6	0-0	0	3	3	6	3	2	0	0	0	19	
12	Barba, Peter	0-1	0-1	0-0	0	0	0	1	0	0	0	0	0	8	
13	Brumant, Randy	0-0	0-0	0-0	0	6	6	4	0	2	2	1	0	15	
20	Killingsworth, Jake	5-5	2-2	1-2	0	5	5	2	7	1	0	0	0	17	
32	Ellis, Maka	1-1	1-1	0-0	0	0	0	0	3	0	0	0	0	2	
Team						0		0							
Totals		29-66	11-28	18-29	10	29	39	27	87	18	14	4	5	200	

FG % 1st Half: 14-34 41.2% 2nd half: 15-32 46.9% Game: 29-66 43.9%
 3FG % 1st Half: 6-14 42.9% 2nd half: 5-14 35.7% Game: 11-28 39.3%
 FT % 1st Half: 7-10 70.0% 2nd half: 11-19 57.9% Game: 18-29 62.1%

Officials: Mike Millone, Matt Oblas, Guy Pagano
 Technical fouls: FIU-None. Columbia-None.
 Attendance: 1834
 2018 Johnny Bach Classic

Score by periods	1st	2nd	Total
FIU	43	55	98
Columbia	41	46	87

Points	In	Off	2nd	Fast	Bench
	Paint	T/O	Chance	Break	
FIU	46	21	10	23	98
COL	30	10	9	3	27

Last FG - FIU 2nd-00:34, COL 2nd-02:26.
 Largest lead - FIU by 11 2nd-00:34, COL by 10 1st-16:42.
 FIU led for 21:19, COL led for 16:04. Game was tied for 02:37.

Score tied - 5 times.
 Lead changed - 3 times.

NOV. 18, 2018 | VS. YOUNGSTOWN STATE | BRONX, N.Y.

Official Basketball Box Score -- Game Totals -- Final Statistics
Youngstown St. vs FIU
 11-18-18 12:00 pm at

Youngstown St. 93 • 2-4

#	Player	Total		3-Ptr		Rebounds			PF	TP	A	TO	Blk	Stl	Min
		FG-FGA	FG-FGA	FT-FTA	FT-FTA	Off	Def	Tot							
23	Olamide Pedersen	1-2	0-0	1-4	4	1	5	3	3	0	1	0	0	8	
33	Naz Bohannon	4-8	0-1	1-2	5	5	10	0	9	4	2	1	0	33	
03	Darius Quisenberry	8-17	3-8	2-3	0	1	1	5	21	3	4	0	1	30	
22	Devin Morgan	1-5	0-4	0-0	0	1	1	4	2	0	6	0	0	18	
32	Garrett Covington	3-5	1-2	2-4	0	4	4	2	9	2	4	0	4	20	
00	Antwan Maxwell	1-5	0-2	1-1	0	0	0	2	3	0	0	1	0	10	
01	Atiba Taylor	2-3	0-1	0-1	0	2	2	1	4	2	2	0	0	8	
02	Jelani Simmons	2-6	1-4	0-0	4	0	4	2	5	2	1	0	1	15	
05	Kendale Hampton	0-0	0-0	2-3	1	2	3	2	1	1	0	0	0	9	
13	Donel Cathcart	9-14	4-7	5-5	1	3	4	2	27	1	1	0	1	24	
21	Noe Anabir	3-4	0-0	0-0	5	1	6	3	6	1	1	0	0	16	
31	Michael Akuckie	0-2	0-2	0-0	0	2	2	1	0	0	0	0	0	5	
42	Alex Holcombe	1-1	0-0	0-0	0	0	0	0	2	0	0	0	0	4	
Team						2		3							
Totals		35-72	9-31	14-23	22	23	45	28	93	16	23	2	8	200	

FG % 1st Half: 19-38 50.0% 2nd half: 16-34 47.1% Game: 35-72 48.6%
 3FG % 1st Half: 5-18 27.8% 2nd half: 4-13 30.8% Game: 9-31 29.0%
 FT % 1st Half: 9-16 56.3% 2nd half: 9-16 56.3% Game: 14-23 60.9%

FIU 102 • 5-1

#	Player	Total		3-Ptr		Rebounds			PF	TP	A	TO	Blk	Stl	Min
		FG-FGA	FG-FGA	FT-FTA	FT-FTA	Off	Def	Tot							
10	ANDREWS, Devon	7-12	0-3	4-8	1	4	5	0	18	1	1	0	2	30	
22	DIENG, Elhadji	1-1	0-0	0-0	0	1	1	3	2	1	1	0	0	6	
04	BEARD, JR., Brian	9-13	2-5	16-20	0	3	3	3	36	7	2	0	3	34	
11	BURWELL, Marcus	0-4	0-2	0-0	1	3	4	1	0	2	3	0	0	14	
20	NUNEZ, JR., Willy	3-9	2-7	0-0	0	3	3	0	8	0	1	0	1	23	
01	BANKS, Isaiah	2-4	1-2	1-2	1	0	1	2	6	2	1	0	1	18	
03	JACOB, Trejon	3-5	2-4	0-0	0	1	1	1	8	0	0	0	0	14	
05	DAYE, JR., Antonio	2-6	0-0	2-2	0	2	2	1	6	3	4	0	0	25	
31	DOUGLAS, Michael	2-5	0-1	0-0	3	0	3	4	0	0	0	0	0	10	
34	OSAGHAE, Osasumwen	6-6	0-0	2-2	2	1	3	4	14	0	1	1	1	23	
Team						2		3							
Totals		35-65	7-24	25-34	10	21	31	18	102	16	14	1	10	197	

FG % 1st Half: 16-32 50.0% 2nd half: 19-33 57.6% Game: 35-65 53.8%
 3FG % 1st Half: 4-14 28.6% 2nd half: 3-10 30.0% Game: 7-24 29.2%
 FT % 1st Half: 8-13 61.5% 2nd half: 17-21 81.0% Game: 25-34 73.5%

Officials: Paul Faia,Ryan Sassano,Tommy Morrissey
 Technical fouls: Youngstown St.-Darius Quisenberry, FIU-None.
 Attendance: 123
 2018-19 Men's Basketball. Round: 0. FIU vs Youngstown St.. Played at .

Score by periods	1st	2nd	Total
Youngstown St.	48	45	93
FIU	44	58	102

NOV. 23, 2018 | VS. AVE MARIA | MIAMI, FLA.

Official Basketball Box Score -- Game Totals -- Final Statistics
Ave Maria vs FIU
 11-23-18 5 p.m. at Ocean Bank Convocation Center, Miami, FL

Ave Maria 84 • 6-3

#	Player	Total		3-Ptr		Rebounds			PF	TP	A	TO	Blk	Stl	Min
		FG-FGA	FG-FGA	FT-FTA	FT-FTA	Off	Def	Tot							
01	GRUIJIC,JOVAN	5-6	1-1	3-4	3	3	6	4	14	1	0	1	0	21	
11	BATES,ROMELLO	8-12	0-1	0-2	2	7	9	1	16	8	7	0	2	38	
15	BEHREND,LEO	4-11	3-7	2-2	1	6	7	3	13	2	5	1	0	23	
20	RICCIO,GIANPAOLO	4-9	3-6	2-3	1	4	5	3	13	1	4	0	1	31	
23	STEELE,JEFFREY	2-5	1-3	1-2	2	2	4	3	6	0	4	0	0	29	
00	BRANKOV,NEMANJA	5-9	0-0	0-0	0	8	8	3	10	1	4	0	0	19	
02	WATTS,CAELEN	1-4	1-2	0-0	0	1	1	4	3	0	1	0	0	13	
03	SULLIVAN,GREENAN	4-7	1-2	0-0	0	2	2	3	9	1	6	0	2	23	
22	MENENDEZ,CHRISTIAN	0-1	0-0	0-0	0	1	1	0	0	0	0	0	0	3	
Team						0		2							
Totals		33-64	10-22	8-13	9	36	45	24	84	14	32	2	5	200	

FG % 1st Half: 18-28 64.3% 2nd half: 15-36 41.7% Game: 33-64 51.6%
 3FG % 1st Half: 6-10 60.0% 2nd half: 4-12 33.3% Game: 10-22 45.5%
 FT % 1st Half: 6-8 75.0% 2nd half: 2-5 40.0% Game: 8-13 61.5%

FIU 104 • 6-1

#	Player	Total		3-Ptr		Rebounds			PF	TP	A	TO	Blk	Stl	Min
		FG-FGA	FG-FGA	FT-FTA	FT-FTA	Off	Def	Tot							
20	NUNEZ, JR., Willy	5-9	4-7	2-2	0	1	1	1	16	2	1	0	2	28	
22	DIENG, Elhadji	3-5	0-0	1-3	2	3	5	4	7	0	1	0	0	11	
03	JACOB, Trejon	8-11	5-7	0-0	1	3	4	1	21	0	0	1	3	24	
04	BEARD, JR., Brian	7-13	0-4	4-4	0	0	0	0	18	6	2	0	3	29	
11	BURWELL, Marcus	2-7	0-3	2-3	1	5	6	0	6	5	2	0	1	23	
01	BANKS, Isaiah	3-7	0-2	0-1	0	0	0	3	6	0	1	0	1	21	
02	VEIRA, Cordell	2-2	0-0	0-0	1	0	1	1	4	0	1	0	0	10	
05	DAYE, JR., Antonio	4-8	0-0	8-11	0	3	3	1	16	3	2	0	4	22	
15	AMETEPE, James	3-7	0-0	2-2	2	3	5	4	8	0	2	0	1	9	
31	DOUGLAS, Michael	1-6	0-2	0-1	0	5	5	3	2	0	2	1	0	23	
Team						0		2							
Totals		38-75	9-25	19-27	7	25	32	18	104	16	14	2	15	200	

FG % 1st Half: 19-37 51.4% 2nd half: 19-38 50.0% Game: 38-75 50.7%
 3FG % 1st Half: 7-14 50.0% 2



2018-19 FIU Basketball
 FIU Combined Team Statistics (as of Nov 28, 2018)
 All games



RECORD:	OVERALL	HOME	AWAY	NEUTRAL
ALL GAMES	7-1	4-0	1-1	2-0
CONFERENCE	0-0	0-0	0-0	0-0
NON-CONFERENCE	7-1	4-0	1-1	2-0

#	Player	gp-gs	min	avg	Total		3-Point		F-Throw		Rebounds			pf	dq	a	to	blk	stl	pts	avg	
					fg-fga	fg%	3fg-fga	3fg%	ft-fta	ft%	off	def	tot									avg
04	BEARD, JR., Brian	8-8	241	30.1	56-111	.505	13-39	.333	51-76	.671	3	28	31	3.9	18	0	57	20	0	26	176	22.0
10	ANDREWS, Devon	7-7	172	24.6	49-74	.662	9-17	.529	21-32	.656	11	31	42	6.0	12	1	11	13	2	13	128	18.3
20	NUNEZ, JR., Willy	8-3	201	25.1	29-80	.363	24-68	.353	12-15	.800	4	23	27	3.4	7	0	8	8	2	7	94	11.8
03	JACOB, Trejon	8-7	170	21.3	35-72	.486	14-40	.350	5-10	.500	5	24	29	3.6	13	0	3	7	2	12	89	11.1
34	OSAGHAE, Osasumw	6-0	99	16.5	20-31	.645	0-1	.000	8-14	.571	22	26	48	8.0	21	2	1	6	14	3	48	8.0
01	BANKS, Isaiah	8-0	142	17.8	27-51	.529	6-24	.250	3-13	.231	7	5	12	1.5	20	0	7	10	0	14	63	7.9
05	DAYE, JR., Antonio	8-0	159	19.9	20-47	.426	1-6	.167	18-29	.621	5	23	28	3.5	21	0	21	22	0	12	59	7.4
11	BURWELL, Marcus	7-7	136	19.4	18-50	.360	4-27	.148	11-16	.688	4	15	19	2.7	14	0	19	10	0	6	51	7.3
15	AMETEPE, James	4-0	24	6.0	5-13	.385	0-0	.000	2-2	1.000	3	4	7	1.8	7	0	0	2	1	1	12	3.0
02	VEIRA, Cordell	5-0	54	10.8	6-9	.667	2-5	.400	1-2	.500	1	8	9	1.8	4	0	4	4	4	1	15	3.0
31	DOUGLAS, Michael	8-0	109	13.6	8-30	.267	2-14	.143	3-7	.429	7	10	17	2.1	18	0	4	3	4	0	21	2.6
22	DIENG, Elhadji	8-8	90	11.3	7-9	.778	0-0	.000	5-15	.333	5	10	15	1.9	22	1	3	4	3	0	19	2.4
Team												14	13	27						2		
Total.....		8	1597		280-577	.485	75-241	.311	140-231	.606	91	220	311	38.9	177	4	138	111	32	95	775	96.9
Opponents.....		8	1600		222-521	.426	63-207	.304	134-201	.667	114	243	357	44.6	185	-	105	182	29	46	641	80.1

TEAM STATISTICS	FIUM	OPP	Date	Opponent	Score	Att.
SCORING	775	641	11-07-18	WEBBER INTERNATIONAL	w 110-84	877
Points per game	96.9	80.1	11-09-18	JOHNSON & WALES	w 117-47	719
Scoring margin	+16.8	-	11-13-18	MILWAUKEE	w 86-83	773
FIELD GOALS-ATT	280-577	222-521	# 11-16-18	at Fordham	L 77-83	500
Field goal pct	.485	.426	# 11-17-18	vs Columbia	w 98-87	1834
3 POINT FG-ATT	75-241	63-207	# 11-18-18	vs Youngstown St.	w 102-93	123
3-point FG pct	.311	.304	11-23-18	AVE MARIA	w 104-84	545
3-pt FG made per game	9.4	7.9	11-28-18	at FGCU	w 81-80	2328
FREE THROWS-ATT	140-231	134-201	* Conference USA game			
Free throw pct	.606	.667	# Johnny Bach Classic, Bronx, New York			
F-Throws made per game	17.5	16.8				
REBOUNDS	311	357				
Rebounds per game	38.9	44.6				
Rebounding margin	-5.7	-				
ASSISTS	138	105				
Assists per game	17.3	13.1				
TURNOVERS	111	182				
Turnovers per game	13.9	22.8				
Turnover margin	+8.9	-				
Assist/turnover ratio	1.2	0.6				
STEALS	95	46				
Steals per game	11.9	5.8				
BLOCKS	32	29				
Blocks per game	4.0	3.6				
ATTENDANCE	2914	4785				
Home games-Avg/Game	4-728	2-1414				
Neutral site-Avg/Game	-	2-978				

Score by Periods	1st	2nd	Totals
FIU	381	394	775
Opponents	336	305	641



2018-19 FIU Basketball
 FIU Combined Team Statistics (as of Nov 23, 2018)
 Home games



RECORD:	OVERALL	HOME	AWAY	NEUTRAL
ALL GAMES	4-0	4-0	0-0	0-0
CONFERENCE	0-0	0-0	0-0	0-0
NON-CONFERENCE	4-0	4-0	0-0	0-0

#	Player	gp-gs	min	avg	Total		3-Point		F-Throw		Rebounds				pf	dq	a	to	blk	stl	pts	avg
					fg-fga	fg%	3fg-fga	3fg%	ft-fta	ft%	off	def	tot	avg								
10	ANDREWS, Devon	3-3	66	22.0	23-30	.767	6-7	.857	8-14	.571	5	8	13	4.3	1	0	4	5	1	4	60	20.0
04	BEARD, JR., Brian	4-4	112	28.0	25-52	.481	6-20	.300	15-23	.652	0	10	10	2.5	5	0	29	9	0	13	71	17.8
03	JACOB, Trejon	4-4	77	19.3	19-37	.514	9-21	.429	3-6	.500	4	11	15	3.8	6	0	2	3	2	10	50	12.5
20	NUNEZ, JR., Willy	4-1	94	23.5	15-36	.417	13-31	.419	7-8	.875	1	13	14	3.5	6	0	6	5	2	5	50	12.5
05	DAYE, JR., Antonio	4-0	78	19.5	15-31	.484	0-3	.000	15-23	.652	3	16	19	4.8	12	0	13	10	0	8	45	11.3
11	BURWELL, Marcus	4-4	90	22.5	13-33	.394	3-18	.167	8-13	.615	2	11	13	3.3	6	0	15	6	0	6	37	9.3
01	BANKS, Isaiah	4-0	71	17.8	14-28	.500	2-14	.143	2-8	.250	4	5	9	2.3	8	0	3	4	0	6	32	8.0
34	OSAGHAE, Osasumw	3-0	44	14.7	8-18	.444	0-1	.000	4-7	.571	15	16	31	10.3	7	0	0	3	9	2	20	6.7
15	AMETEPE, James	3-0	23	7.7	5-13	.385	0-0	.000	2-2	1.000	3	4	7	2.3	7	0	0	2	1	1	12	4.0
02	VEIRA, Cordell	3-0	39	13.0	5-8	.625	1-4	.250	1-2	.500	1	8	9	3.0	4	0	2	3	2	1	12	4.0
31	DOUGLAS, Michael	4-0	62	15.5	6-19	.316	2-10	.200	1-3	.333	3	9	12	3.0	9	0	4	2	3	0	15	3.8
22	DIENG, Elhadji	4-4	44	11.0	4-6	.667	0-0	.000	5-12	.417	3	7	10	2.5	7	0	1	1	2	0	13	3.3
Team											8	7	15				2					
Total.....		4	800		152-311	.489	42-129	.326	71-121	.587	52	125	177	44.2	78	0	79	55	22	56	417	104.2
Opponents.....		4	800		107-269	.398	32-109	.294	52-80	.650	52	133	185	46.2	94	-	51	109	13	24	298	74.5

TEAM STATISTICS	FIUM	OPP	Date	Opponent	Score	Att.
SCORING	417	298	11-07-18	WEBBER INTERNATIONAL	w 110-84	877
Points per game	104.2	74.5	11-09-18	JOHNSON & WALES	w 117-47	719
Scoring margin	+29.8	-	11-13-18	MILWAUKEE	w 86-83	773
FIELD GOALS-ATT	152-311	107-269	11-23-18	AVE MARIA	w 104-84	545
Field goal pct	.489	.398	* Conference USA game			
3 POINT FG-ATT	42-129	32-109	# Johnny Bach Classic, Bronx, New York			
3-point FG pct	.326	.294				
3-pt FG made per game	10.5	8.0				
FREE THROWS-ATT	71-121	52-80				
Free throw pct	.587	.650				
F-Throws made per game	17.8	13.0				
REBOUNDS	177	185				
Rebounds per game	44.2	46.2				
Rebounding margin	-2.0	-				
ASSISTS	79	51				
Assists per game	19.8	12.8				
TURNOVERS	55	109				
Turnovers per game	13.8	27.3				
Turnover margin	+13.5	-				
Assist/turnover ratio	1.4	0.5				
STEALS	56	24				
Steals per game	14.0	6.0				
BLOCKS	22	13				
Blocks per game	5.5	3.3				
ATTENDANCE	2914	0				
Home games-Avg/Game	4-728	0-0				
Neutral site-Avg/Game	-	0-0				

Score by Periods	1st	2nd	Totals
FIU	224	193	417
Opponents	167	131	298



2018-19 FIU Basketball
 FIU Combined Team Statistics (as of Nov 28, 2018)
 Away games



RECORD:	OVERALL	HOME	AWAY	NEUTRAL
ALL GAMES	1-1	0-0	1-1	0-0
CONFERENCE	0-0	0-0	0-0	0-0
NON-CONFERENCE	1-1	0-0	1-1	0-0

##	Player	gp-gs	min	avg	Total		3-Point		F-Throw		Rebounds				pf	dq	a	to	blk	stl	pts	avg
					fg-fga	fg%	3fg-fga	3fg%	ft-fta	ft%	off	def	tot	avg								
04	BEARD, JR., Brian	2-2	62	31.0	15-29	.517	4-10	.400	9-15	.600	3	9	12	6.0	8	0	11	6	0	7	43	21.5
10	ANDREWS, Devon	2-2	48	24.0	13-20	.650	2-5	.400	5-6	.833	5	8	13	6.5	8	1	4	5	0	5	33	16.5
11	BURWELL, Marcus	1-1	25	25.0	5-13	.385	1-7	.143	3-3	1.000	1	1	2	2.0	3	0	2	1	0	0	14	14.0
20	NUNEZ, JR., Willy	2-1	57	28.5	6-23	.261	5-19	.263	4-5	.800	1	4	5	2.5	1	0	2	1	0	1	21	10.5
03	JACOB, Trejon	2-2	52	26.0	9-21	.429	1-9	.111	1-2	.500	1	6	7	3.5	6	0	0	2	0	1	20	10.0
01	BANKS, Isaiah	2-0	35	17.5	5-10	.500	2-5	.400	0-0	.000	1	0	1	0.5	7	0	2	5	0	4	12	6.0
05	DAYE, JR., Antonio	2-0	41	20.5	3-8	.375	1-3	.333	0-2	.000	0	3	3	1.5	6	0	4	5	0	2	7	3.5
22	DIENG, Elhadji	2-2	33	16.5	2-2	1.000	0-0	.000	0-3	.000	2	2	4	2.0	8	1	1	1	1	0	4	2.0
34	OSAGHAE, Osasumw	1-0	9	9.0	1-1	1.000	0-0	.000	0-0	.000	0	5	5	5.0	5	1	0	1	1	0	2	2.0
31	DOUGLAS, Michael	2-0	28	14.0	0-5	.000	0-3	.000	2-4	.500	1	1	2	1.0	4	0	0	1	1	0	2	1.0
15	AMETEPE, James	1-0	1	1.0	0-0	.000	0-0	.000	0-0	.000	0	0	0	0.0	0	0	0	0	0	0	0	0.0
02	VEIRA, Cordell	1-0	9	9.0	0-0	.000	0-0	.000	0-0	.000	0	0	0	0.0	0	0	1	0	2	0	0	0.0
Team											4	3	7									
Total.....		2	400		59-132	.447	16-61	.262	24-40	.600	19	42	61	30.5	56	3	27	28	5	20	158	79.0
Opponents.....		2	400		51-114	.447	11-39	.282	50-69	.725	30	58	88	44.0	36	-	20	36	10	9	163	81.5

TEAM STATISTICS	FIUM	OPP	Date	Opponent	Score	Att.
SCORING	158	163	# 11-16-18	at Fordham	L 77-83	500
Points per game	79.0	81.5	11-28-18	at FGCU	w 81-80	2328
Scoring margin	-2.5	-	* Conference USA game			
FIELD GOALS-ATT	59-132	51-114	# Johnny Bach Classic, Bronx, New York			
Field goal pct	.447	.447				
3 POINT FG-ATT	16-61	11-39				
3-point FG pct	.262	.282				
3-pt FG made per game	8.0	5.5				
FREE THROWS-ATT	24-40	50-69				
Free throw pct	.600	.725				
F-Throws made per game	12.0	25.0				
REBOUNDS	61	88				
Rebounds per game	30.5	44.0				
Rebounding margin	-13.5	-				
ASSISTS	27	20				
Assists per game	13.5	10.0				
TURNOVERS	28	36				
Turnovers per game	14.0	18.0				
Turnover margin	+4.0	-				
Assist/turnover ratio	1.0	0.6				
STEALS	20	9				
Steals per game	10.0	4.5				
BLOCKS	5	10				
Blocks per game	2.5	5.0				
ATTENDANCE	0	2828				
Home games-Avg/Game	0-0	2-1414				
Neutral site-Avg/Game	-	0-0				

Score by Periods	1st	2nd	Totals
FIU	70	88	158
Opponents	80	83	163



2018-19 FIU Basketball
 FIU Combined Team Statistics (as of Nov 23, 2018)
 Neutral site games



RECORD:	OVERALL	HOME	AWAY	NEUTRAL
ALL GAMES	2-0	0-0	0-0	2-0
CONFERENCE	0-0	0-0	0-0	0-0
NON-CONFERENCE	2-0	0-0	0-0	2-0

##	Player	gp-gs	min	avg	Total		3-Point		F-Throw		Rebounds				pf	dq	a	to	blk	stl	pts	avg
					fg-fga	fg%	3fg-fga	3fg%	ft-fta	ft%	off	def	tot	avg								
04	BEARD, JR., Brian	2-2	67	33.5	16-30	.533	3-9	.333	27-38	.711	0	9	9	4.5	5	0	17	5	0	6	62	31.0
10	ANDREWS, Devon	2-2	58	29.0	13-24	.542	1-5	.200	8-12	.667	1	15	16	8.0	3	0	3	3	1	4	35	17.5
34	OSAGHAE, Osasumw	2-0	46	23.0	11-12	.917	0-0	.000	4-7	.571	7	5	12	6.0	9	1	1	2	4	1	26	13.0
20	NUNEZ, JR., Willy	2-1	50	25.0	8-21	.381	6-18	.333	1-2	.500	2	6	8	4.0	0	0	0	2	0	1	23	11.5
01	BANKS, Isaiah	2-0	36	18.0	8-13	.615	2-5	.400	1-5	.200	2	0	2	1.0	5	0	2	1	0	4	19	9.5
03	JACOB, Trejon	2-1	41	20.5	7-14	.500	4-10	.400	1-2	.500	0	7	7	3.5	1	0	1	2	0	1	19	9.5
05	DAYE, JR., Antonio	2-0	40	20.0	2-8	.250	0-0	.000	3-4	.750	2	4	6	3.0	3	0	4	7	0	2	7	3.5
02	VEIRA, Cordell	1-0	6	6.0	1-1	1.000	1-1	1.000	0-0	.000	0	0	0	0.0	0	0	1	1	0	0	3	3.0
31	DOUGLAS, Michael	2-0	19	9.5	2-6	.333	0-1	.000	0-0	.000	3	0	3	1.5	5	0	0	0	0	0	4	2.0
22	DIENG, Elhadji	2-2	13	6.5	1-1	1.000	0-0	.000	0-0	.000	0	1	1	0.5	7	0	1	2	0	0	2	1.0
11	BURWELL, Marcus	2-2	21	10.5	0-4	.000	0-2	.000	0-0	.000	1	3	4	2.0	5	0	2	3	0	0	0	0.0
Team											2	3	5									
Total.....		2	397		69-134	.515	17-51	.333	45-70	.643	20	53	73	36.5	43	1	32	28	5	19	200	100.0
Opponents.....		2	400		64-138	.464	20-59	.339	32-52	.615	32	52	84	42.0	55	-	34	37	6	13	180	90.0

TEAM STATISTICS	FIUM	OPP	Date	Opponent	Score	Att.
SCORING	200	180	# 11-17-18	vs Columbia	w 98-87	1834
Points per game	100.0	90.0	# 11-18-18	vs Youngstown St.	w 102-93	123
Scoring margin	+10.0	-	* Conference USA game			
FIELD GOALS-ATT	69-134	64-138	# Johnny Bach Classic, Bronx, New York			
Field goal pct	.515	.464				
3 POINT FG-ATT	17-51	20-59				
3-point FG pct	.333	.339				
3-pt FG made per game	8.5	10.0				
FREE THROWS-ATT	45-70	32-52				
Free throw pct	.643	.615				
F-Throws made per game	22.5	16.0				
REBOUNDS	73	84				
Rebounds per game	36.5	42.0				
Rebounding margin	-5.5	-				
ASSISTS	32	34				
Assists per game	16.0	17.0				
TURNOVERS	28	37				
Turnovers per game	14.0	18.5				
Turnover margin	+4.5	-				
Assist/turnover ratio	1.1	0.9				
STEALS	19	13				
Steals per game	9.5	6.5				
BLOCKS	5	6				
Blocks per game	2.5	3.0				
ATTENDANCE	0	1957				
Home games-Avg/Game	0-0	0-0				
Neutral site-Avg/Game	-	2-978				

Score by Periods	1st	2nd	Totals
FIU	87	113	200
Opponents	89	91	180



2018-19 FIU Basketball
 FIU Team Game-by-Game Comparison (as of Nov 28, 2018)
 All games



Opponent	1st	2nd	Score	Mar	Total FG	FG Pct	3-Pointers	3FG Pct	Free Throws	FT Pct	Rebounds	Assist	T/Over	Block	Steal	Fouls
WEBBER INTERNATIONAL	57/42	53/42	110-84	+26	44-85/26-74	.518/.351	9-32/9-36	.281/.250	13-30/23-36	.433/.639	50/52 (2)	21/15	17/26	7/1	16/5	30/22
JOHNSON & WALES	70/27	47/20	117-47	+70	41-78/16-61	.526/.262	14-37/7-33	.378/.212	21-37/8-10	.568/.800	53/38 +15	26/10	10/29	7/4	15/5	12/25
MILWAUKEE	44/50	42/33	86-83	+3	29-73/32-70	.397/.457	10-35/6-18	.286/.333	18-27/13-21	.667/.619	42/50 (8)	16/12	14/22	6/6	10/9	18/23
Fordham	36/39	41/44	77-83	(6)	27-68/21-51	.397/.412	4-28/5-21	.143/.238	19-28/36-43	.679/.837	31/43 (12)	12/4	11/17	1/4	11/3	33/21
Columbia	43/41	55/46	98-87	+11	34-69/29-66	.493/.439	10-27/11-28	.370/.393	20-36/18-29	.556/.621	42/39 +3	16/18	14/14	4/4	9/5	25/27
Youngstown St.	44/48	58/45	102-93	+9	35-65/35-72	.538/.486	7-24/9-31	.292/.290	25-34/14-23	.735/.609	31/45 (14)	16/16	14/23	1/2	10/8	18/28
AVE MARIA	53/48	51/36	104-84	+20	38-75/33-64	.507/.516	9-25/10-22	.360/.455	19-27/8-13	.704/.615	32/45 (13)	16/14	14/32	2/2	15/5	18/24
FGCU	34/41	47/39	81-80	+1	32-64/30-63	.500/.476	12-33/6-18	.364/.333	5-12/14-26	.417/.538	30/45 (15)	15/16	17/19	4/6	9/6	23/15

Note: Game totals are displayed in the format TEAM/OPPONENT for each category



2018-19 FIU Basketball
 FIU Game-by-Game Highs (as of Nov 28, 2018)
 All games



Opponent	Date	Score	Points	Rebounds	Assists	Steals	Blocked shots
WEBBER INTERNATIONAL	11-07-18	110-84	23-ANDREWS, Devon	8-DAYE, JR., Antonio	9-BEARD, JR., Brian	4-BEARD, JR., Brian	2-OSAGHAE, Osasu
JOHNSON & WALES	11-09-18	117-47	20-ANDREWS, Devon	12-OSAGHAE, Osasu	7-BEARD, JR., Brian	4-BEARD, JR., Brian JACOB, Trejon	3-OSAGHAE, Osasu
MILWAUKEE	11-13-18	86-83	19-BEARD, JR., Brian	15-OSAGHAE, Osasu	7-BEARD, JR., Brian	2-ANDREWS, Devon JACOB, Trejon BEARD, JR., Brian	4-OSAGHAE, Osasu
at Fordham	11-16-18	77-83	22-BEARD, JR., Brian	6-BEARD, JR., Brian	7-BEARD, JR., Brian	6-BEARD, JR., Brian	1-OSAGHAE, Osasu
vs Columbia	11-17-18	98-87	26-BEARD, JR., Brian	11-ANDREWS, Devon	10-BEARD, JR., Brian	3-BEARD, JR., Brian BANKS, Isaiah	3-OSAGHAE, Osasu
vs Youngstown St.	11-18-18	102-93	36-BEARD, JR., Brian	5-ANDREWS, Devon	7-BEARD, JR., Brian	3-BEARD, JR., Brian	1-OSAGHAE, Osasu
AVE MARIA	11-23-18	104-84	21-JACOB, Trejon	6-BURWELL, Marcus	6-BEARD, JR., Brian	4-DAYE, JR., Antonio	1-DOUGLAS, Michael JACOB, Trejon
at FGCU	11-28-18	81-80	21-BEARD, JR., Brian	8-ANDREWS, Devon	4-ANDREWS, Devon BEARD, JR., Brian	4-ANDREWS, Devon	2-VEIRA, Cordell



2018-19 FIU Basketball
FIU Team High/Low Analysis (as of Nov 28, 2018)
All games



FIU - TEAM GAME HIGHS

POINTS	117	JOHNSON & WALES (11-09-18)
	110	WEBBER INTERNATIONAL (11-07-18)
	104	AVE MARIA (11-23-18)
	102	vs Youngstown St. (11-18-18)
	98	vs Columbia (11-17-18)
FIELD GOALS MADE	44	WEBBER INTERNATIONAL (11-07-18)
	41	JOHNSON & WALES (11-09-18)
FIELD GOAL ATTEMPTS	85	WEBBER INTERNATIONAL (11-07-18)
	78	JOHNSON & WALES (11-09-18)
FIELD GOAL PERCENTAGE	.538 (35-65)	vs Youngstown St. (11-18-18)
	.526 (41-78)	JOHNSON & WALES (11-09-18)
3 PT FIELD GOALS MADE	14	JOHNSON & WALES (11-09-18)
	12	at FGCU (11-28-18)
3 PT FG ATTEMPTS	37	JOHNSON & WALES (11-09-18)
	35	MILWAUKEE (11-13-18)
3 PT FG PERCENTAGE	.378 (14-37)	JOHNSON & WALES (11-09-18)
	.370 (10-27)	vs Columbia (11-17-18)
FREE THROWS MADE	25	vs Youngstown St. (11-18-18)
	21	JOHNSON & WALES (11-09-18)
FREE THROW ATTEMPTS	37	JOHNSON & WALES (11-09-18)
	36	vs Columbia (11-17-18)
FREE THROW PERCENTAGE	.735 (25-34)	vs Youngstown St. (11-18-18)
	.704 (19-27)	AVE MARIA (11-23-18)
REBOUNDS	53	JOHNSON & WALES (11-09-18)
	50	WEBBER INTERNATIONAL (11-07-18)
ASSISTS	26	JOHNSON & WALES (11-09-18)
	21	WEBBER INTERNATIONAL (11-07-18)
STEALS	16	WEBBER INTERNATIONAL (11-07-18)
	15	AVE MARIA (11-23-18)
	15	JOHNSON & WALES (11-09-18)
BLOCKED SHOTS	7	JOHNSON & WALES (11-09-18)
	7	WEBBER INTERNATIONAL (11-07-18)
TURNOVERS	17	at FGCU (11-28-18)
	17	WEBBER INTERNATIONAL (11-07-18)
FOULS	33	at Fordham (11-16-18)
	30	WEBBER INTERNATIONAL (11-07-18)



2018-19 FIU Basketball
FIU High/Low Analysis (as of Nov 28, 2018)
All games



Opponent - GAME HIGHS

POINTS	93	vs Youngstown St. (11-18-18)
	87	vs Columbia (11-17-18)
	84	AVE MARIA (11-23-18)
	84	WEBBER INTERNATIONAL (11-07-18)
	83	at Fordham (11-16-18)
	83	MILWAUKEE (11-13-18)
FIELD GOALS MADE	35	vs Youngstown St. (11-18-18)
	33	AVE MARIA (11-23-18)
FIELD GOAL ATTEMPTS	74	WEBBER INTERNATIONAL (11-07-18)
	72	vs Youngstown St. (11-18-18)
FIELD GOAL PERCENTAGE	.516 (33-64)	AVE MARIA (11-23-18)
	.486 (35-72)	vs Youngstown St. (11-18-18)
3 PT FIELD GOALS MADE	11	vs Columbia (11-17-18)
	10	AVE MARIA (11-23-18)
3 PT FG ATTEMPTS	36	WEBBER INTERNATIONAL (11-07-18)
	33	JOHNSON & WALES (11-09-18)
3 PT FG PERCENTAGE	.455 (10-22)	AVE MARIA (11-23-18)
	.393 (11-28)	vs Columbia (11-17-18)
FREE THROWS MADE	36	at Fordham (11-16-18)
	23	WEBBER INTERNATIONAL (11-07-18)
FREE THROW ATTEMPTS	43	at Fordham (11-16-18)
	36	WEBBER INTERNATIONAL (11-07-18)
FREE THROW PERCENTAGE	.837 (36-43)	at Fordham (11-16-18)
	.800 (8-10)	JOHNSON & WALES (11-09-18)
REBOUNDS	52	WEBBER INTERNATIONAL (11-07-18)
	50	MILWAUKEE (11-13-18)
ASSISTS	18	vs Columbia (11-17-18)
	16	at FGCU (11-28-18)
	16	vs Youngstown St. (11-18-18)
STEALS	9	MILWAUKEE (11-13-18)
	8	vs Youngstown St. (11-18-18)
BLOCKED SHOTS	6	at FGCU (11-28-18)
	6	MILWAUKEE (11-13-18)
TURNOVERS	32	AVE MARIA (11-23-18)
	29	JOHNSON & WALES (11-09-18)
FOULS	28	vs Youngstown St. (11-18-18)
	27	vs Columbia (11-17-18)



2018-19 FIU Basketball
FIU High/Low Analysis (as of Nov 28, 2018)
All games



FIU - GAME LOWS

POINTS	77	at Fordham (11-16-18)
	81	at FGCU (11-28-18)
	86	MILWAUKEE (11-13-18)
	98	vs Columbia (11-17-18)
	102	vs Youngstown St. (11-18-18)
FIELD GOALS MADE	27	at Fordham (11-16-18)
	29	MILWAUKEE (11-13-18)
FIELD GOAL ATTEMPTS	64	at FGCU (11-28-18)
	65	vs Youngstown St. (11-18-18)
FIELD GOAL PERCENTAGE	.397 (27-68)	at Fordham (11-16-18)
	.397 (29-73)	MILWAUKEE (11-13-18)
3 PT FIELD GOALS MADE	4	at Fordham (11-16-18)
	7	vs Youngstown St. (11-18-18)
3 PT FG ATTEMPTS	24	vs Youngstown St. (11-18-18)
	25	AVE MARIA (11-23-18)
3 PT FG PERCENTAGE	.143 (4-28)	at Fordham (11-16-18)
	.281 (9-32)	WEBBER INTERNATIONAL (11-07-18)
FREE THROWS MADE	5	at FGCU (11-28-18)
	13	WEBBER INTERNATIONAL (11-07-18)
FREE THROW ATTEMPTS	12	at FGCU (11-28-18)
	27	MILWAUKEE (11-13-18)
	27	AVE MARIA (11-23-18)
FREE THROW PERCENTAGE	.417 (5-12)	at FGCU (11-28-18)
	.433 (13-30)	WEBBER INTERNATIONAL (11-07-18)
REBOUNDS	30	at FGCU (11-28-18)
	31	at Fordham (11-16-18)
	31	vs Youngstown St. (11-18-18)
ASSISTS	12	at Fordham (11-16-18)
	15	at FGCU (11-28-18)
STEALS	9	vs Columbia (11-17-18)
	9	at FGCU (11-28-18)
BLOCKED SHOTS	1	at Fordham (11-16-18)
	1	vs Youngstown St. (11-18-18)
TURNOVERS	10	JOHNSON & WALES (11-09-18)
	11	at Fordham (11-16-18)
FOULS	12	JOHNSON & WALES (11-09-18)
	18	MILWAUKEE (11-13-18)
	18	vs Youngstown St. (11-18-18)
	18	AVE MARIA (11-23-18)



2018-19 FIU Basketball
FIU High/Low Analysis (as of Nov 28, 2018)
All games



Opponent - GAME LOWS

POINTS	47	JOHNSON & WALES (11-09-18)
	80	at FGCU (11-28-18)
	83	MILWAUKEE (11-13-18)
	83	at Fordham (11-16-18)
	84	WEBBER INTERNATIONAL (11-07-18)
	84	AVE MARIA (11-23-18)
FIELD GOALS MADE	16	JOHNSON & WALES (11-09-18)
	21	at Fordham (11-16-18)
FIELD GOAL ATTEMPTS	51	at Fordham (11-16-18)
	61	JOHNSON & WALES (11-09-18)
FIELD GOAL PERCENTAGE	.262 (16-61)	JOHNSON & WALES (11-09-18)
	.351 (26-74)	WEBBER INTERNATIONAL (11-07-18)
3 PT FIELD GOALS MADE	5	at Fordham (11-16-18)
	6	MILWAUKEE (11-13-18)
	6	at FGCU (11-28-18)
3 PT FG ATTEMPTS	18	MILWAUKEE (11-13-18)
	18	at FGCU (11-28-18)
3 PT FG PERCENTAGE	.212 (7-33)	JOHNSON & WALES (11-09-18)
	.238 (5-21)	at Fordham (11-16-18)
FREE THROWS MADE	8	JOHNSON & WALES (11-09-18)
	8	AVE MARIA (11-23-18)
FREE THROW ATTEMPTS	10	JOHNSON & WALES (11-09-18)
	13	AVE MARIA (11-23-18)
FREE THROW PERCENTAGE	.538 (14-26)	at FGCU (11-28-18)
	.609 (14-23)	vs Youngstown St. (11-18-18)
REBOUNDS	38	JOHNSON & WALES (11-09-18)
	39	vs Columbia (11-17-18)
ASSISTS	4	at Fordham (11-16-18)
	10	JOHNSON & WALES (11-09-18)
STEALS	3	at Fordham (11-16-18)
	5	WEBBER INTERNATIONAL (11-07-18)
	5	JOHNSON & WALES (11-09-18)
	5	vs Columbia (11-17-18)
	5	AVE MARIA (11-23-18)
BLOCKED SHOTS	1	WEBBER INTERNATIONAL (11-07-18)
	2	vs Youngstown St. (11-18-18)
	2	AVE MARIA (11-23-18)
TURNOVERS	14	vs Columbia (11-17-18)
	17	at Fordham (11-16-18)
FOULS	15	at FGCU (11-28-18)
	21	at Fordham (11-16-18)



2018-19 FIU Basketball
 FIU Player High/Low Analysis (as of Nov 28, 2018)
 All games



FIU - INDIVIDUAL GAME HIGHS

Points	36		BEARD, JR., Brian vs Youngstown St. (11-18-18)
	26		BEARD, JR., Brian vs Columbia (11-17-18)
	23		ANDREWS, Devon vs Webber International (11-07-18)
	22		BEARD, JR., Brian at Fordham (11-16-18)
	21		BEARD, JR., Brian at FGCU (11-28-18)
	21		JACOB, Trejon vs Ave Maria (11-23-18)
Field Goals Made	9		BEARD, JR., Brian vs Youngstown St. (11-18-18)
	9		ANDREWS, Devon vs Webber International (11-07-18)
Field Goal Att.	17		BEARD, JR., Brian vs Columbia (11-17-18)
	16		BEARD, JR., Brian vs Milwaukee (11-13-18)
FG Pct (min 5 made)	1.000	(8-8)	ANDREWS, Devon vs Johnson & Wales (11-09-18)
	1.000	(6-6)	OSAGHAE, Osasumwen vs Youngstown St. (11-18-18)
3-Point FG Made	5		JACOB, Trejon vs Ave Maria (11-23-18)
	5		NUNEZ, JR., Willy vs Johnson & Wales (11-09-18)
3-Point FG Att.	12		NUNEZ, JR., Willy at FGCU (11-28-18)
	11		NUNEZ, JR., Willy vs Columbia (11-17-18)
3-Pt FG Pct (min 2 made)	1.000	(2-2)	ANDREWS, Devon vs Johnson & Wales (11-09-18)
	1.000	(2-2)	ANDREWS, Devon vs Webber International (11-07-18)
Free Throws Made	16		BEARD, JR., Brian vs Youngstown St. (11-18-18)
	11		BEARD, JR., Brian vs Columbia (11-17-18)
Free Throw Att.	20		BEARD, JR., Brian vs Youngstown St. (11-18-18)
	18		BEARD, JR., Brian vs Columbia (11-17-18)
FT Pct (min 3 made)	1.000	(4-4)	BEARD, JR., Brian vs Ave Maria (11-23-18)
	1.000	(4-4)	ANDREWS, Devon vs Columbia (11-17-18)
	1.000	(3-3)	BURWELL, Marcus at Fordham (11-16-18)
Rebounds	15		OSAGHAE, Osasumwen vs Milwaukee (11-13-18)
	12		OSAGHAE, Osasumwen vs Johnson & Wales (11-09-18)
Assists	10		BEARD, JR., Brian vs Columbia (11-17-18)
	9		BEARD, JR., Brian vs Webber International (11-07-18)
Steals	6		BEARD, JR., Brian at Fordham (11-16-18)
	4		ANDREWS, Devon at FGCU (11-28-18)
	4		DAYE, JR., Antonio vs Ave Maria (11-23-18)
	4		BEARD, JR., Brian vs Johnson & Wales (11-09-18)
	4		JACOB, Trejon vs Johnson & Wales (11-09-18)
	4		BEARD, JR., Brian vs Webber International (11-07-18)
Blocked Shots	4		OSAGHAE, Osasumwen vs Milwaukee (11-13-18)
	3		OSAGHAE, Osasumwen vs Columbia (11-17-18)
	3		OSAGHAE, Osasumwen vs Johnson & Wales (11-09-18)
Turnovers	4		BEARD, JR., Brian at FGCU (11-28-18)
	4		DAYE, JR., Antonio at FGCU (11-28-18)
	4		ANDREWS, Devon at FGCU (11-28-18)
	4		DAYE, JR., Antonio vs Youngstown St. (11-18-18)
Fouls	5		OSAGHAE, Osasumwen vs Columbia (11-17-18)
	5		DIENG, Elhadji at Fordham (11-16-18)
	5		ANDREWS, Devon at Fordham (11-16-18)
	5		OSAGHAE, Osasumwen at Fordham (11-16-18)
Minutes	38		BEARD, JR., Brian at Fordham (11-16-18)
	35		BEARD, JR., Brian vs Milwaukee (11-13-18)
	34		BEARD, JR., Brian vs Youngstown St. (11-18-18)
	33		BEARD, JR., Brian vs Columbia (11-17-18)
	31		ANDREWS, Devon at FGCU (11-28-18)



2018-19 FIU Basketball
FIU Opponent High/Low Analysis (as of Nov 28, 2018)
All games

OPPONENT INDIVIDUAL GAME HIGHS

Points	33		Stefanini, Gabe vs Columbia (11-17-18)
	28		Nick Honor at Fordham (11-16-18)
	27		Donel Cathcart vs Youngstown St. (11-18-18)
	21		Darius Quisenberry vs Youngstown St. (11-18-18)
	19		ROY, Darius vs Milwaukee (11-13-18)
Field Goals Made	12		Stefanini, Gabe vs Columbia (11-17-18)
	9		Donel Cathcart vs Youngstown St. (11-18-18)
	9		Nick Honor at Fordham (11-16-18)
Field Goal Att.	19		ROY, Darius vs Milwaukee (11-13-18)
	17		Darius Quisenberry vs Youngstown St. (11-18-18)
	17		Stefanini, Gabe vs Columbia (11-17-18)
FG Pct (min 5 made)	.833	(5-6)	GRUJICIC,JOVAN vs Ave Maria (11-23-18)
	.778	(7-9)	ERNST, Brady at FGCU (11-28-18)
	.778	(7-9)	SESSOMS, Wil vs Milwaukee (11-13-18)
3-Point FG Made	5		Stefanini, Gabe vs Columbia (11-17-18)
	4		Donel Cathcart vs Youngstown St. (11-18-18)
	4		Malik Morrow vs Webber International (11-07-18)
3-Point FG Att.	9		Stefanini, Gabe vs Columbia (11-17-18)
	9		Malik Morrow vs Webber International (11-07-18)
3-Pt FG Pct (min 2 made)	1.000	(2-2)	Killingsworth, Jake vs Columbia (11-17-18)
	.667	(2-3)	David Joachim vs Johnson & Wales (11-09-18)
Free Throws Made	14		Jesse Bunting at Fordham (11-16-18)
	7		Nick Honor at Fordham (11-16-18)
Free Throw Att.	14		Jesse Bunting at Fordham (11-16-18)
	8		Antwon Portley at Fordham (11-16-18)
	8		Jalen Cobb at Fordham (11-16-18)
FT Pct (min 3 made)	1.000	(14-14)	Jesse Bunting at Fordham (11-16-18)
	1.000	(7-7)	Nick Honor at Fordham (11-16-18)
	1.000	(5-5)	Donel Cathcart vs Youngstown St. (11-18-18)
	1.000	(5-5)	Kevin Grace vs Webber International (11-07-18)
	1.000	(4-4)	Stefanini, Gabe vs Columbia (11-17-18)
	1.000	(4-4)	Dwayne Adams vs Johnson & Wales (11-09-18)
	1.000	(3-3)	Jacknelson Joseph vs Johnson & Wales (11-09-18)
Rebounds	15		ABRAM, DeAndre vs Milwaukee (11-13-18)
	14		SCOTT Jr, RaySean at FGCU (11-28-18)
Assists	8		BATES,ROMELLO vs Ave Maria (11-23-18)
	5		ROY, Darius vs Milwaukee (11-13-18)
	5		WARREN-NEWSOME, C. vs Milwaukee (11-13-18)
	5		Simon Fransis vs Webber International (11-07-18)
Steals	4		MERCURIUS, Dinero at FGCU (11-28-18)
	4		Garrett Covington vs Youngstown St. (11-18-18)
Blocked Shots	3		ERNST, Brady at FGCU (11-28-18)
	3		ABRAM, DeAndre vs Milwaukee (11-13-18)
Turnovers	7		BATES,ROMELLO vs Ave Maria (11-23-18)
	7		Dwayne Adams vs Johnson & Wales (11-09-18)
Fouls	5		Darius Quisenberry vs Youngstown St. (11-18-18)
	5		Stefanini, Gabe vs Columbia (11-17-18)
	5		JOHNSON, Vance vs Milwaukee (11-13-18)
	5		Gustav Ling vs Johnson & Wales (11-09-18)



2018-19 FIU Basketball
 FIU Individual Game-by-Game (as of Nov 28, 2018)
 All games



#01 BANKS, Isaiah

Opponent	Date	gs	min	Total		3-Pointers		Free throws		Rebounds				pf	a	t/o	blk	stl	pts	avg
				fg-fga	pct	3fg-fga	pct	ft-fga	pct	off	def	tot	avg							
WEBBER INTERNATIONA	11-07-18		23	7-11	.636	0-4	.000	0-4	.000	3	2	5	5.0	3	1	1	0	1	14	14.0
JOHNSON & WALES	11-09-18		18	4-6	.667	2-4	.500	2-3	.667	0	3	3	4.0	2	1	1	0	3	12	13.0
MILWAUKEE	11-13-18		9	0-4	.000	0-4	.000	0-0	.000	1	0	1	3.0	0	1	1	0	1	0	8.7
at Fordham	11-16-18		15	3-6	.500	1-3	.333	0-0	.000	1	0	1	2.5	4	1	2	0	2	7	8.3
vs Columbia	11-17-18		18	6-9	.667	1-3	.333	0-3	.000	1	0	1	2.2	3	0	0	0	3	13	9.2
vs Youngstown St.	11-18-18		18	2-4	.500	1-2	.500	1-2	.500	1	0	1	2.0	2	2	1	0	1	6	8.7
AVE MARIA	11-23-18		21	3-7	.429	0-2	.000	0-1	.000	0	0	0	1.7	3	0	1	0	1	6	8.3
at FGCU	11-28-18		20	2-4	.500	1-2	.500	0-0	.000	0	0	0	1.5	3	1	3	0	2	5	7.9
Totals		0	142	27-51	.529	6-24	.250	3-13	.231	7	5	12	1.5	20	7	10	0	14	63	7.9

Games played: 8
 Minutes/game: 17.8
 Points/game: 7.9
 FG Pct: 52.9
 3FG Pct: 25.0
 FT Pct: 23.1

Rebounds/game: 1.5
 Assists/game: 0.9
 Turnovers/game: 1.3
 Assist/turnover ratio: 0.7
 Steals/game: 1.8

#02 VEIRA, Cordell

Opponent	Date	gs	min	Total		3-Pointers		Free throws		Rebounds				pf	a	t/o	blk	stl	pts	avg
				fg-fga	pct	3fg-fga	pct	ft-fga	pct	off	def	tot	avg							
WEBBER INTERNATIONA	11-07-18		13	1-2	.500	0-1	.000	1-2	.500	0	4	4	4.0	3	1	2	1	1	3	3.0
JOHNSON & WALES	11-09-18		16	2-4	.500	1-3	.333	0-0	.000	0	4	4	4.0	0	1	0	1	0	5	4.0
MILWAUKEE	11-13-18		dnp	-	-	-	-	-	-	-	-	-	-	-	-	-	-	-	-	-
vs Columbia	11-17-18		6	1-1	1.000	1-1	1.000	0-0	.000	0	0	0	2.7	0	1	1	0	0	3	3.7
AVE MARIA	11-23-18		10	2-2	1.000	0-0	.000	0-0	.000	1	0	1	2.3	1	0	1	0	0	4	3.8
at FGCU	11-28-18		9	0-0	.000	0-0	.000	0-0	.000	0	0	0	1.8	0	1	0	2	0	0	3.0
Totals		0	54	6-9	.667	2-5	.400	1-2	.500	1	8	9	1.8	4	4	4	4	1	15	3.0

Games played: 5
 Minutes/game: 10.8
 Points/game: 3.0
 FG Pct: 66.7
 3FG Pct: 40.0
 FT Pct: 50.0

Rebounds/game: 1.8
 Assists/game: 0.8
 Turnovers/game: 0.8
 Assist/turnover ratio: 1.0
 Steals/game: 0.2
 Blocks/game: 0.8

#03 JACOB, Trejon

Opponent	Date	gs	min	Total		3-Pointers		Free throws		Rebounds				pf	a	t/o	blk	stl	pts	avg
				fg-fga	pct	3fg-fga	pct	ft-fga	pct	off	def	tot	avg							
WEBBER INTERNATIONA	11-07-18	*	19	7-12	.583	4-7	.571	1-3	.333	0	3	3	3.0	2	0	1	1	1	19	19.0
JOHNSON & WALES	11-09-18	*	17	2-7	.286	0-4	.000	2-3	.667	2	1	3	3.0	1	1	2	0	4	6	12.5
MILWAUKEE	11-13-18	*	17	2-7	.286	0-3	.000	0-0	.000	1	4	5	3.7	2	1	0	0	2	4	9.7
at Fordham	11-16-18	*	26	3-7	.429	0-3	.000	1-2	.500	0	5	5	4.0	3	0	1	0	0	7	9.0
vs Columbia	11-17-18	*	27	4-9	.444	2-6	.333	1-2	.500	0	6	6	4.4	0	1	2	0	1	11	9.4
vs Youngstown St.	11-18-18		14	3-5	.600	2-4	.500	0-0	.000	0	1	1	3.8	1	0	0	0	0	8	9.2
AVE MARIA	11-23-18	*	24	8-11	.727	5-7	.714	0-0	.000	1	3	4	3.9	1	0	0	1	3	21	10.9
at FGCU	11-28-18	*	26	6-14	.429	1-6	.167	0-0	.000	1	1	2	3.6	3	0	1	0	1	13	11.1
Totals		7	170	35-72	.486	14-40	.350	5-10	.500	5	24	29	3.6	13	3	7	2	12	89	11.1

Games played: 8
 Minutes/game: 21.3
 Points/game: 11.1
 FG Pct: 48.6
 3FG Pct: 35.0
 FT Pct: 50.0

Rebounds/game: 3.6
 Assists/game: 0.4
 Turnovers/game: 0.9
 Assist/turnover ratio: 0.4
 Steals/game: 1.5
 Blocks/game: 0.3



2018-19 FIU Basketball
 FIU Individual Game-by-Game (as of Nov 28, 2018)
 All games



#04 BEARD, JR., Brian

Opponent	Date	gs	min	Total		3-Pointers		Free throws		Rebounds				pf	a	t/o	blk	stl	pts	avg	
				fg-fga	pct	3fg-fga	pct	ft-fga	pct	off	def	tot	avg								
WEBBER INTERNATIONA	11-07-18	*	26	8-15	.533	2-6	.333	2-6	.333	0	6	6	6.0	1	9	3	0	4	20	20.0	
JOHNSON & WALES	11-09-18	*	22	4-8	.500	3-4	.750	3-4	.750	0	3	3	4.5	1	7	1	0	4	14	17.0	
MILWAUKEE	11-13-18	*	35	6-16	.375	1-6	.167	6-9	.667	0	1	1	3.3	3	7	3	0	2	19	17.7	
at Fordham	11-16-18	*	38	7-14	.500	0-3	.000	8-12	.667	1	5	6	4.0	4	7	2	0	6	22	18.8	
vs Columbia	11-17-18	*	33	7-17	.412	1-4	.250	11-18	.611	0	6	6	4.4	2	10	3	0	3	26	20.2	
vs Youngstown St.	11-18-18	*	34	9-13	.692	2-5	.400	16-20	.800	0	3	3	4.2	3	7	2	0	3	36	22.8	
AVE MARIA	11-23-18	*	29	7-13	.538	0-4	.000	4-4	1.000	0	0	0	3.6	0	6	2	0	3	18	22.1	
at FGCU	11-28-18	*	24	8-15	.533	4-7	.571	1-3	.333	2	4	6	3.9	4	4	4	0	1	21	22.0	
Totals			8	241	56-111	.505	13-39	.333	51-76	.671	3	28	31	3.9	18	57	20	0	26	176	22.0

Games played: 8
 Minutes/game: 30.1
 Points/game: 22.0
 FG Pct: 50.5
 3FG Pct: 33.3
 FT Pct: 67.1

Rebounds/game: 3.9
 Assists/game: 7.1
 Turnovers/game: 2.5
 Assist/turnover ratio: 2.9
 Steals/game: 3.3

#05 DAYE, JR., Antonio

Opponent	Date	gs	min	Total		3-Pointers		Free throws		Rebounds				pf	a	t/o	blk	stl	pts	avg	
				fg-fga	pct	3fg-fga	pct	ft-fga	pct	off	def	tot	avg								
WEBBER INTERNATIONA	11-07-18		18	6-11	.545	0-1	.000	2-3	.667	1	7	8	8.0	4	3	2	0	2	14	14.0	
JOHNSON & WALES	11-09-18		20	4-8	.500	0-1	.000	4-7	.571	2	3	5	6.5	3	4	3	0	1	12	13.0	
MILWAUKEE	11-13-18		18	1-4	.250	0-1	.000	1-2	.500	0	3	3	5.3	4	3	3	0	1	3	9.7	
at Fordham	11-16-18		18	0-4	.000	0-1	.000	0-2	.000	0	0	0	4.0	3	1	1	0	1	0	7.3	
vs Columbia	11-17-18		15	0-2	.000	0-0	.000	1-2	.500	2	2	4	4.0	2	1	3	0	0	1	6.0	
vs Youngstown St.	11-18-18		25	2-6	.333	0-0	.000	2-2	1.000	0	2	2	3.7	1	3	4	0	2	6	6.0	
AVE MARIA	11-23-18		22	4-8	.500	0-0	.000	8-11	.727	0	3	3	3.6	1	3	2	0	4	16	7.4	
at FGCU	11-28-18		23	3-4	.750	1-2	.500	0-0	.000	0	3	3	3.5	3	3	4	0	1	7	7.4	
Totals			0	159	20-47	.426	1-6	.167	18-29	.621	5	23	28	3.5	21	21	22	0	12	59	7.4

Games played: 8
 Minutes/game: 19.9
 Points/game: 7.4
 FG Pct: 42.6
 3FG Pct: 16.7
 FT Pct: 62.1

Rebounds/game: 3.5
 Assists/game: 2.6
 Turnovers/game: 2.8
 Assist/turnover ratio: 1.0
 Steals/game: 1.5

#10 ANDREWS, Devon

Opponent	Date	gs	min	Total		3-Pointers		Free throws		Rebounds				pf	a	t/o	blk	stl	pts	avg	
				fg-fga	pct	3fg-fga	pct	ft-fga	pct	off	def	tot	avg								
WEBBER INTERNATIONA	11-07-18	*	22	9-13	.692	2-2	1.000	3-5	.600	4	1	5	5.0	1	4	3	1	1	23	23.0	
JOHNSON & WALES	11-09-18	*	15	8-8	1.000	2-2	1.000	2-4	.500	1	1	2	3.5	0	0	1	0	1	20	21.5	
MILWAUKEE	11-13-18	*	29	6-9	.667	2-3	.667	3-5	.600	0	6	6	4.3	0	0	1	0	2	17	20.0	
at Fordham	11-16-18	*	17	7-9	.778	1-2	.500	3-4	.750	2	3	5	4.5	5	0	1	0	1	18	19.5	
vs Columbia	11-17-18	*	28	6-12	.500	1-2	.500	4-4	1.000	0	11	11	5.8	3	2	2	1	2	17	19.0	
vs Youngstown St.	11-18-18	*	30	7-12	.583	0-3	.000	4-8	.500	1	4	5	5.7	0	1	1	0	2	18	18.8	
AVE MARIA	11-23-18		dnp	-	-	-	-	-	-	-	-	-	-	-	-	-	-	-	-	-	
at FGCU	11-28-18	*	31	6-11	.545	1-3	.333	2-2	1.000	3	5	8	6.0	3	4	4	0	4	15	18.3	
Totals			7	172	49-74	.662	9-17	.529	21-32	.656	11	31	42	6.0	12	11	13	2	13	128	18.3

Games played: 7
 Minutes/game: 24.6
 Points/game: 18.3
 FG Pct: 66.2
 3FG Pct: 52.9
 FT Pct: 65.6

Rebounds/game: 6.0
 Assists/game: 1.6
 Turnovers/game: 1.9
 Assist/turnover ratio: 0.8
 Steals/game: 1.9
 Blocks/game: 0.3



2018-19 FIU Basketball
 FIU Individual Game-by-Game (as of Nov 28, 2018)
 All games

11 BURWELL, Marcus

Opponent	Date	gs	min	Total		3-Pointers		Free throws		Rebounds				pf	a	t/o	blk	stl	pts	avg	
				fg-fga	pct	3fg-fga	pct	ft-fa	pct	off	def	tot	avg								
WEBBER INTERNATIONA	11-07-18	*	20	3-7	.429	0-3	.000	3-4	.750	0	2	2	2.0	3	1	1	0	2	9	9.0	
JOHNSON & WALES	11-09-18	*	20	4-11	.364	1-6	.167	1-2	.500	0	3	3	2.5	1	6	1	0	2	10	9.5	
MILWAUKEE	11-13-18	*	27	4-8	.500	2-6	.333	2-4	.500	1	1	2	2.3	2	3	2	0	1	12	10.3	
at Fordham	11-16-18	*	25	5-13	.385	1-7	.143	3-3	1.000	1	1	2	2.3	3	2	1	0	0	14	11.3	
vs Columbia	11-17-18	*	7	0-0	.000	0-0	.000	0-0	.000	0	0	0	1.8	4	0	0	0	0	0	9.0	
vs Youngstown St.	11-18-18	*	14	0-4	.000	0-2	.000	0-0	.000	1	3	4	2.2	1	2	3	0	0	0	7.5	
AVE MARIA	11-23-18	*	23	2-7	.286	0-3	.000	2-3	.667	1	5	6	2.7	0	5	2	0	1	6	7.3	
at FGCU	11-28-18		dnp	-	-	-	-	-	-	-	-	-	-	-	-	-	-	-	-	-	
Totals			7	136	18-50	.360	4-27	.148	11-16	.688	4	15	19	2.7	14	19	10	0	6	51	7.3

Games played: 7
 Minutes/game: 19.4
 Points/game: 7.3
 FG Pct: 36.0
 3FG Pct: 14.8
 FT Pct: 68.8

Rebounds/game: 2.7
 Assists/game: 2.7
 Turnovers/game: 1.4
 Assist/turnover ratio: 1.9
 Steals/game: 0.9

15 AMETEPE, James

Opponent	Date	gs	min	Total		3-Pointers		Free throws		Rebounds				pf	a	t/o	blk	stl	pts	avg	
				fg-fga	pct	3fg-fga	pct	ft-fa	pct	off	def	tot	avg								
WEBBER INTERNATIONA	11-07-18		5	1-2	.500	0-0	.000	0-0	.000	0	0	0	0.0	2	0	0	0	0	2	2.0	
JOHNSON & WALES	11-09-18		9	1-4	.250	0-0	.000	0-0	.000	1	1	2	1.0	1	0	0	1	0	2	2.0	
MILWAUKEE	11-13-18		dnp	-	-	-	-	-	-	-	-	-	-	-	-	-	-	-	-	-	
AVE MARIA	11-23-18		9	3-7	.429	0-0	.000	2-2	1.000	2	3	5	2.3	4	0	2	0	1	8	4.0	
at FGCU	11-28-18		1	0-0	.000	0-0	.000	0-0	.000	0	0	0	1.8	0	0	0	0	0	0	3.0	
Totals			0	24	5-13	.385	0-0	.000	2-2	1.000	3	4	7	1.8	7	0	2	1	1	12	3.0

Games played: 4
 Minutes/game: 6.0
 Points/game: 3.0
 FG Pct: 38.5
 FT Pct: 100.0

Rebounds/game: 1.8
 Turnovers/game: 0.5
 Steals/game: 0.3
 Blocks/game: 0.3

#20 NUNEZ, JR., Willy

Opponent	Date	gs	min	Total		3-Pointers		Free throws		Rebounds				pf	a	t/o	blk	stl	pts	avg	
				fg-fga	pct	3fg-fga	pct	ft-fa	pct	off	def	tot	avg								
WEBBER INTERNATIONA	11-07-18		21	1-7	.143	1-7	.143	1-2	.500	1	6	7	7.0	2	0	3	1	2	4	4.0	
JOHNSON & WALES	11-09-18		19	6-10	.600	5-9	.556	2-2	1.000	0	3	3	5.0	0	3	0	0	0	19	11.5	
MILWAUKEE	11-13-18		26	3-10	.300	3-8	.375	2-2	1.000	0	3	3	4.3	3	1	1	1	1	11	11.3	
at Fordham	11-16-18		30	1-10	.100	1-7	.143	4-5	.800	1	3	4	4.3	0	0	1	0	1	7	10.3	
vs Columbia	11-17-18		27	5-12	.417	4-11	.364	1-2	.500	2	3	5	4.4	0	0	1	0	0	15	11.2	
vs Youngstown St.	11-18-18	*	23	3-9	.333	2-7	.286	0-0	.000	0	3	3	4.2	0	0	1	0	1	8	10.7	
AVE MARIA	11-23-18	*	28	5-9	.556	4-7	.571	2-2	1.000	0	1	1	3.7	1	2	1	0	2	16	11.4	
at FGCU	11-28-18	*	27	5-13	.385	4-12	.333	0-0	.000	0	1	1	3.4	1	2	0	0	0	14	11.8	
Totals			3	201	29-80	.363	24-68	.353	12-15	.800	4	23	27	3.4	7	8	8	2	7	94	11.8

Games played: 8
 Minutes/game: 25.1
 Points/game: 11.8
 FG Pct: 36.3
 3FG Pct: 35.3
 FT Pct: 80.0

Rebounds/game: 3.4
 Assists/game: 1.0
 Turnovers/game: 1.0
 Assist/turnover ratio: 1.0
 Steals/game: 0.9
 Blocks/game: 0.3



2018-19 FIU Basketball
 FIU Individual Game-by-Game (as of Nov 28, 2018)
 All games



#22 DIENG, Elhadji

Opponent	Date	gs	min	Total		3-Pointers		Free throws		Rebounds				pf	a	t/o	blk	stl	pts	avg
				fg-fga	pct	3fg-fga	pct	ft-fta	pct	off	def	tot	avg							
WEBBER INTERNATIONA	11-07-18	*	10	0-0	.000	0-0	.000	0-1	.000	0	2	2	2.0	1	1	0	1	0	0	0.0
JOHNSON & WALES	11-09-18	*	9	1-1	1.000	0-0	.000	2-6	.333	1	1	2	2.0	1	0	0	0	0	4	2.0
MILWAUKEE	11-13-18	*	14	0-0	.000	0-0	.000	2-2	1.000	0	1	1	1.7	1	0	0	1	0	2	2.0
at Fordham	11-16-18	*	14	0-0	.000	0-0	.000	0-0	.000	1	1	2	1.8	5	1	1	0	0	0	1.5
vs Columbia	11-17-18	*	7	0-0	.000	0-0	.000	0-0	.000	0	0	0	1.4	4	0	1	0	0	0	1.2
vs Youngstown St.	11-18-18	*	6	1-1	1.000	0-0	.000	0-0	.000	0	1	1	1.3	3	1	1	0	0	2	1.3
AVE MARIA	11-23-18	*	11	3-5	.600	0-0	.000	1-3	.333	2	3	5	1.9	4	0	1	0	0	7	2.1
at FGCU	11-28-18	*	19	2-2	1.000	0-0	.000	0-3	.000	1	1	2	1.9	3	0	0	1	0	4	2.4
Totals			8	7-9	.778	0-0	.000	5-15	.333	5	10	15	1.9	22	3	4	3	0	19	2.4

Games played: 8
 Minutes/game: 11.3
 Points/game: 2.4
 FG Pct: 77.8
 FT Pct: 33.3

Rebounds/game: 1.9
 Assists/game: 0.4
 Turnovers/game: 0.5
 Assist/turnover ratio: 0.8
 Blocks/game: 0.4

#31 DOUGLAS, Michael

Opponent	Date	gs	min	Total		3-Pointers		Free throws		Rebounds				pf	a	t/o	blk	stl	pts	avg
				fg-fga	pct	3fg-fga	pct	ft-fta	pct	off	def	tot	avg							
WEBBER INTERNATIONA	11-07-18		14	1-3	.333	0-1	.000	0-0	.000	0	1	1	1.0	4	1	0	0	0	2	2.0
JOHNSON & WALES	11-09-18		17	1-5	.200	0-3	.000	1-2	.500	2	2	4	2.5	1	3	0	2	0	3	2.5
MILWAUKEE	11-13-18		8	3-5	.600	2-4	.500	0-0	.000	1	1	2	2.3	1	0	0	0	0	8	4.3
at Fordham	11-16-18		8	0-4	.000	0-2	.000	0-0	.000	0	0	0	1.8	1	0	0	0	0	0	3.3
vs Columbia	11-17-18		9	0-1	.000	0-0	.000	0-0	.000	0	0	0	1.4	2	0	0	0	0	0	2.6
vs Youngstown St.	11-18-18		10	2-5	.400	0-1	.000	0-0	.000	3	0	3	1.7	3	0	0	0	0	4	2.8
AVE MARIA	11-23-18		23	1-6	.167	0-2	.000	0-1	.000	0	5	5	2.1	3	0	2	1	0	2	2.7
at FGCU	11-28-18		20	0-1	.000	0-1	.000	2-4	.500	1	1	2	2.1	3	0	1	1	0	2	2.6
Totals			0	8-30	.267	2-14	.143	3-7	.429	7	10	17	2.1	18	4	3	4	0	21	2.6

Games played: 8
 Minutes/game: 13.6
 Points/game: 2.6
 FG Pct: 26.7
 3FG Pct: 14.3
 FT Pct: 42.9

Rebounds/game: 2.1
 Assists/game: 0.5
 Turnovers/game: 0.4
 Assist/turnover ratio: 1.3
 Blocks/game: 0.5

#34 OSAGHAE, Osasumwen

Opponent	Date	gs	min	Total		3-Pointers		Free throws		Rebounds				pf	a	t/o	blk	stl	pts	avg
				fg-fga	pct	3fg-fga	pct	ft-fta	pct	off	def	tot	avg							
WEBBER INTERNATIONA	11-07-18		9	0-2	.000	0-0	.000	0-0	.000	2	2	4	4.0	4	0	1	2	2	0	0.0
JOHNSON & WALES	11-09-18		18	4-6	.667	0-1	.000	2-4	.500	5	7	12	8.0	1	0	0	3	0	10	5.0
MILWAUKEE	11-13-18		17	4-10	.400	0-0	.000	2-3	.667	8	7	15	10.3	2	0	2	4	0	10	6.7
at Fordham	11-16-18		9	1-1	1.000	0-0	.000	0-0	.000	0	5	5	9.0	5	0	1	1	0	2	5.5
vs Columbia	11-17-18		23	5-6	.833	0-0	.000	2-5	.400	5	4	9	9.0	5	1	1	3	0	12	6.8
vs Youngstown St.	11-18-18		23	6-6	1.000	0-0	.000	2-2	1.000	2	1	3	8.0	4	0	1	1	1	14	8.0
AVE MARIA	11-23-18		dnp	-	-	-	-	-	-	-	-	-	-	-	-	-	-	-	-	-
at FGCU	11-28-18		dnp	-	-	-	-	-	-	-	-	-	-	-	-	-	-	-	-	-
Totals			0	20-31	.645	0-1	.000	8-14	.571	22	26	48	8.0	21	1	6	14	3	48	8.0

Games played: 6
 Minutes/game: 16.5
 Points/game: 8.0
 FG Pct: 64.5
 3FG Pct: 0.0
 FT Pct: 57.1

Rebounds/game: 8.0
 Assists/game: 0.2
 Turnovers/game: 1.0
 Assist/turnover ratio: 0.2
 Steals/game: 0.5
 Blocks/game: 2.3



2018-19 FIU Basketball
 FIU Individual Game-by-Game (as of Nov 28, 2018)
 All games



#TM TEAM

Opponent	Date	gs	min	Total		3-Pointers		Free throws		Rebounds				pf	a	t/o	blk	stl	pts	avg	
				fg-fga	pct	3fg-fga	pct	ft-fta	pct	off	def	tot	avg								
WEBBER INTERNATIONA	11-07-18		0	0-0	.000	0-0	.000	0-0	.000	2	1	3	3.0	0	0	0	0	0	0	0.0	
JOHNSON & WALES	11-09-18		0	0-0	.000	0-0	.000	0-0	.000	5	2	7	5.0	0	0	1	0	0	0	0.0	
MILWAUKEE	11-13-18		0	0-0	.000	0-0	.000	0-0	.000	1	2	3	4.3	0	0	1	0	0	0	0.0	
at Fordham	11-16-18		0	0-0	.000	0-0	.000	0-0	.000	1	0	1	3.5	0	0	0	0	0	0	0.0	
vs Columbia	11-17-18		0	0-0	.000	0-0	.000	0-0	.000	0	0	0	2.8	0	0	0	0	0	0	0.0	
vs Youngstown St.	11-18-18		0	0-0	.000	0-0	.000	0-0	.000	2	3	5	3.2	0	0	0	0	0	0	0.0	
AVE MARIA	11-23-18		0	0-0	.000	0-0	.000	0-0	.000	0	2	2	3.0	0	0	0	0	0	0	0.0	
at FGCU	11-28-18		0	0-0	.000	0-0	.000	0-0	.000	3	3	6	3.4	0	0	0	0	0	0	0.0	
Totals			0	0	0-0	.000	0-0	.000	0-0	.000	14	13	27	3.4	0	0	2	0	0	0	0.0

Games played: 8

Rebounds/game: 3.4

Turnovers/game: 0.3

FIU BROADCAST NOTES



0

PHILLIP SMITH

GP/S	PPG	RPG	APG	SPG	BPG	FG%	FT%
18-19	-/-	-	-	-	-	-	-

F/G | 6-4 | 183 | FR. | POTOMAC, MD.

- Sidelined with a stress fracture in his foot.
- Averaged 11.0 ppg, 6.0 rpg, and 2.0 apg at The Bullis School in Potomac, Md.
- In addition to playing basketball at The Bullis School, he was also a member of the golf and debate



1

ISAIAH BANKS

GP/S	PPG	RPG	APG	SPG	BPG	FG%	FT%
18-19	8/0	7.9	1.5	0.9	1.8	0.0	52.9

G | 6-5 | 180 | SO. | CONYERS, GA.

- 6th on the team in scoring, averaging 7.9 ppg ... Scored double-figures in 3 games this season.
- Tied career-high for rebounds with 5 vs. Webber (11/7), steals with 3 vs. Columbia (11/17).
- Had ESPN Sportscenter's No. 1 Play of the Day on Jan. 11, 2017 with his backboard-shattering dunk.



2

CORDELL VEIRA

GP/S	PPG	RPG	APG	SPG	BPG	FG%	FT%
18-19	5/0	3.0	1.8	0.8	0.2	0.8	66.7

G | 6-4 | 190 | SO. | ETOBICOKE, ONTARIO, CANADA

- Tied his career-high with 4 rebounds times this season ... Had a career-high 2 blocks at FGCU (11/28).
- Averaged 19.7 ppg and 8.0 rpg in high school.
- Has a career-high 86 points in a win following the death of a former childhood friend and teammate.



3

TREJON JACOB

GP/S	PPG	RPG	APG	SPG	BPG	FG%	FT%
18-19	8/7	11.1	3.6	0.4	1.5	0.3	48.6

G | 6-5 | 175 | JR. | RALEIGH, N.C.

- 4th on FIU in scoring, averaging 11.1 ppg ... Scored a season-high 21 points vs. Ave Maria (11/23).
- Has scored double-figures in 28-of-39 games played at FIU ... 7 games of 20-or-more points.
- Set the men's Ocean Bank Convocation Center scoring record with 38 points vs. FGCU (12/19/17).



4

BRIAN BEARD JR.

GP/S	PPG	RPG	APG	SPG	BPG	FG%	FT%
18-19	8/8	22.0	3.9	7.1	3.3	0.0	50.5

G | 5-10 | 175 | SR. | RANCHO CUCAMONGA, CALIF.

- 3rd in NCAA Division I in steals (3.3 spg), 7th in assists (7.1 apg), 25th in scoring (22.0 ppg) thru 11/28.
- Scored double-figures in 36-of-39 games including a career-high 36 vs. Youngstown State (11/18).
- Had 26 points, 10 assists, 6 rebounds, 3 steals vs. Columbia (11/17) ... 22 points, 7 assists at Fordham.



5

ANTONIO DAYE, JR.

GP/S	PPG	RPG	APG	SPG	BPG	FG%	FT%
18-19	8/0	7.4	3.5	2.6	1.5	0.0	42.6

G | 6-1 | 188 | FR. | DURHAM, N.C.

- Off to a fast start during 2018-19 ... Averaging 7.4 ppg, 3.5 rpg, 2.6 apg, 1.5 spg.
- Had 14 points, team-high 8 rebounds vs. Webber (11/7) ... 16 points vs. Ave Maria (11/23).
- His uncle, Jawad Williams, was a standout on North Carolina's 2005 NCAA Championship team.



10

DEVON ANDREWS

GP/S	PPG	RPG	APG	SPG	BPG	FG%	FT%
18-19	7/7	18.3	6.0	1.6	1.9	0.3	66.2

F | 6-6 | 190 | R-JR. | LORAIN, OHIO

- 2nd on FIU in scoring averaging 18.3 ppg ... Is shooting a impressive 66.2% from the field.
- Had a career-high 23 points vs. Webber (11/7) on 9-of-13 shooting from the field, 2-for-2 from three.
- Recorded his 1st career double-double vs. Columbia (11/17) with 17 points, 11 rebounds.



11

MARCUS BURWELL

GP/S	PPG	RPG	APG	SPG	BPG	FG%	FT%
18-19	7/7	7.3	2.7	2.7	0.9	0.0	36.0

G | 6-2 | 160 | JR. | RICHMOND, VA.

- Netting 7.3 ppg, while also averaging 2.7 rpg, and 2.7 apg.
- Had a career-high 14 points at Fordham (11/16) ... 12 points, 3 assists vs. Milwaukee (11/13).
- Averaged a team-high 19.7 ppg, 4.0 apg, 3.4 rpg for Northeastern JC in 2017-18.



15
WALK-ON

JAMES AMETEPE

GP/S	PPG	RPG	APG	SPG	BPG	FG%	FT%
18-19	4/0	3.0	1.6	0.0	0.3	0.3	38.5

F | 6-5 | 210 | FR. | ACCRE, GHANA

- FIU's lone walk-on, earning a spot during the fall ... Career-high 8 points vs. Ave Maria (11/23).
- Played with countryman - and Purdue signee - Emmanuel Dowuona, at Miami's Westwood Christian.
- Is enrolled in the Honors College at FIU and is majoring in biomedical engineering.



20

WILLY NUNEZ JR.

GP/S	PPG	RPG	APG	SPG	BPG	FG%	FT%
18-19	8/3	11.8	3.4	1.0	0.9	0.3	36.3

G | 6-6 | 185 | R-JR. | ORLANDO, FLA.

- Saw limited action for FIU in 2017-18 due to multiple injuries, yet still averaged 12.7 ppg in 6 games.
- 3rd on the team in scoring, averaging 11.8 ppg, and grabbing 3.7 rpg.
- Tied career-high with 19 points vs. Johnson & Wales (11/9) ... Career-best 7 boards vs. Webber (11/13).



22

ELHADJI DIENG

GP/S	PPG	RPG	APG	SPG	BPG	FG%	FT%
18-19	8/8	2.4	1.9	0.4	0.0	0.4	77.8

C | 6-11 | 245 | SR. | MBOUR, SENEGAL

- Averaging 2.4 ppg and 1.9 rpg ... Had a season and career-high tying 7 points vs. Ave Maria (11/23).
- Averaged 1.2 ppg, 2.1 rpg in 22 outings, including 19 starts in 2017-18.
- Named to the C-USA Commissioner's Honor Roll in 2017-18, for student-athletes with a 3.0 GPA or



31

MICHAEL DOUGLAS

GP/S	PPG	RPG	APG	SPG	BPG	FG%	FT%
18-19	8/0	2.6	2.1	0.5	0.0	0.5	26.7

F | 6-5 | 210 | SR. | SACHSE, TEXAS

- Averaging 2.6 ppg, 2.1 rpg this season ... Scored a season-high 8 points vs. Milwaukee (11/13).
- Averaged 6.3 ppg on the year, which was 6th on the team, and 3.4 rpg in 2017-18
- Graduated in July of 2018 with a degree in health services admin. ... Working on his master's degree.



34

OSASUMWEN OSAGHAE

GP/S	PPG	RPG	APG	SPG	BPG	FG%	FT%
18-19	6/0	8.0	8.0	0.2	0.5	2.3	64.5

F | 6-7 | 250 | JR. | MIAMI, FLA.

- Leads the team in rebounding, grabbing 8.0 rpg, and is 5th in scoring, netting 8.0 ppg.
- Has 2 double-doubles ... Had 10-points, career-high 15 boards, 4 blocks vs. Milwaukee (11/13).
- Was a walk-on for FIU his first 2 years, and was awarded a scholarship during the Summer of 2018.



55

CAMERON CORCORAN

GP/S	PPG	RPG	APG	SPG	BPG	FG%	FT%
18-19	-/-	-	-	-	-	-	-

G | 6-1 | 170 | SO. | ORLANDO, FLA.

- Transferred from Little Rock ... Must sit out the 2018-19 season due to NCAA transfer rules.
- Averaged 6.7 ppg, 0.6 rpg and 0.9 apg in 16.6 mpg for the Trojans.
- Led the team in 3pt-point shooting percentage at 42.6 percent; also shot 42.1 percent from the floor.