



# Verge Development protocol For Residential and Commercial properties

## Attachment C

***THIS GUIDE MUST BE READ IN CONJUNCTION WITH  
(Permit To Work Within the Alice Springs Town Council Road Reserve)  
And  
VERGE DEVELOPMENT PSD 2012 "LANDSCAPING VERGES"***

***It is important for property owners to be aware of  
Their responsibilities associated with landscaping and maintaining Council's  
verge.***

Rev D

## Verge Development Protocols

Prior to any works being commenced on any verge (nature strip) WRITTEN APPROVAL IS REQUIRED from Council. You first need to read and fill out a (Permit to Work within the Alice Springs Town Council Road Reserve) with all your details.

### 1. LANDSCAPING YOUR VERGE

If you plan on growing lawn on your verge, approval is not required.

If you plan on landscaping your verge (any works or planting other than lawn) WRITTEN APPROVAL IS REQUIRED prior to any works being commenced, from the Alice Springs Town Council.

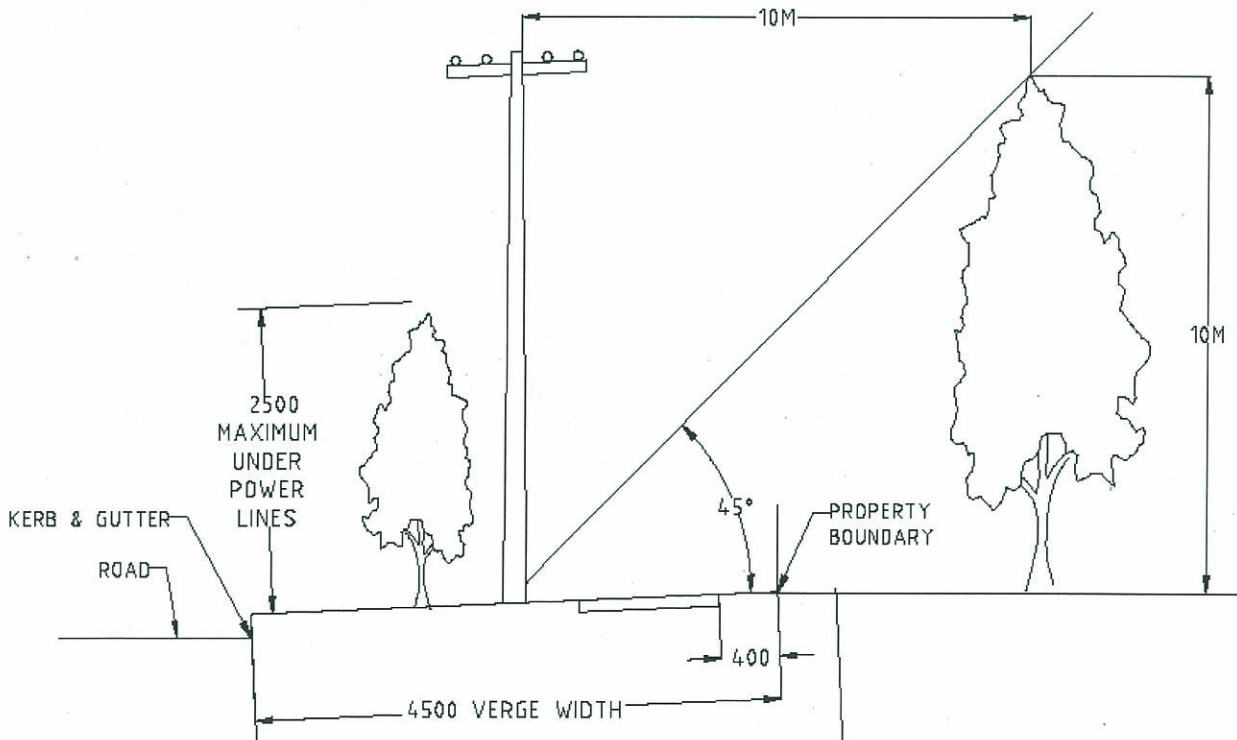
Town Council has a Policy of using indigenous and /or native plants and promoting arid zone landscape character refer to (VERGE DEVELOPMENT PSD 2009 "LANDSCAPING VERGES")

### 2. STREET TREES

Alice Springs Town Council periodically checks and carries out any necessary pruning and removal of street trees. If you wish to prune or remove any trees from your verge, you must OBTAIN WRITTEN APPROVAL from Council.

It is imperative that care is taken when choosing and planting street trees.

REMEMBER, trees grow tall. When planting under overhead service lines please ensure that the mature height of the tree will be less than 2.5 metres. Refer to (VERGE DEVELOPMENT PSD 2009 "LANDSCAPING VERGES")



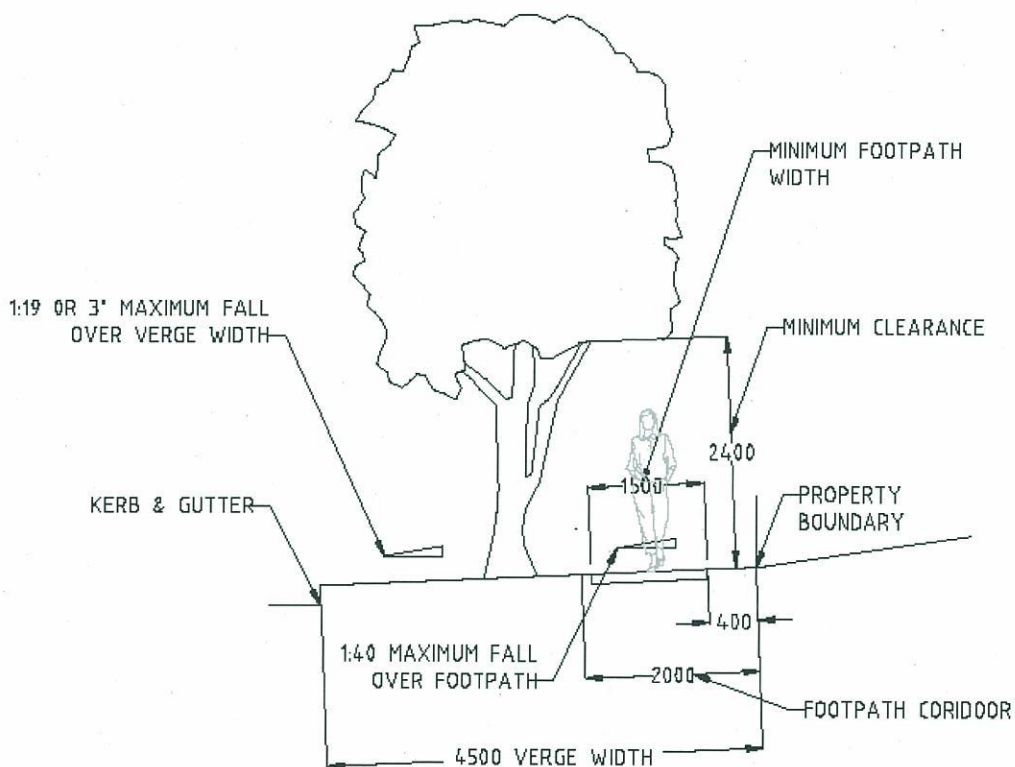
Rev D

**Figure 1**

Alice Springs Town Council policy prioritises the planting of indigenous and / or native trees. However in areas of significant cultural and / or heritage value, replacement of non-native trees may occur with WRITTEN APPROVAL.

**3. MANAGING YOUR VERGE**

- Foliage which is on the verge (nature strip), or growing on your block and overhangs the footpath, must be pruned to maintain a minimum height of 2.4 metres clear above footpaths and pruned back in line with the inside edge of the footpath (including hedges and ground covers). For safety purposes, pedestrians must have access to the entire width of the footpath.

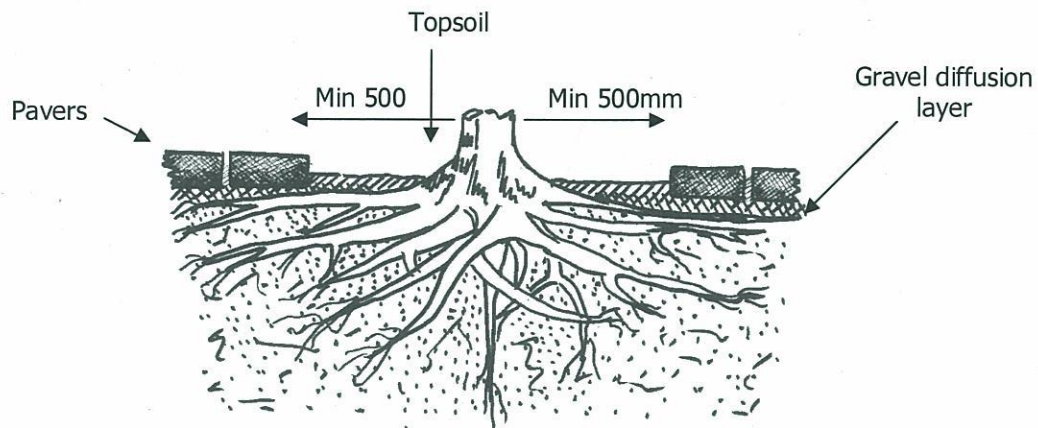


**Figure 2**

- Foliage or structures are not to cause a line of sight problem for vehicles or pedestrians when using, entering or exiting an intersection, driveway or footpath.
- Vegetation should be kept below 0.6 metre in height within 3 metres of any driveway, to ensure that it does not cause a line of sight problem.
- Adequate protection of street trees is required. This can be achieved by:
  - Not placing building materials or vehicles within the root zone of the tree (drip zone plus 2m);
  - No unapproved excavation within the drip line of trees
  - No excavation for services within 3m of the tree trunk

## Rev D

- Avoid hard paving surfaces which create an impemeable layer, preventing air and water from reaching tree roots, stop paving at least 500mm from the trunk of the tree and provide a gravel diffusion layer under the pavement
- Ensure that the ground level around street trees is not altered and that materials are not built-up around the base of any trees
- If any of the street trees are causing you concern or are a hazard, report it to Alice Springs Council Depot (89500583) and they will assess the tree and rectify any problems.



**Figure 3**

### **4. YOU MUST NOT:**

- **Conduct any works on any verge without WRITTEN APPROVAL from Council.**
- Substantially raise the level of the verge in any way above a nominal line drawn between the top of the kerb and the ground level at the base of the fence line at the front of your property or between the top of the kerb and the outside edge of a formed footpath (concrete, bitumen, compacted gravel etc in good order)
- Install any structure / object that may impede or disrupt pedestrian / vehicular traffic and / or which poses a potential threat to public safety without written approval.
- Plant any plant that is considered a weed or which has the recognised potential to become a weed
- Plant any plant that is deemed by Council to pose a risk to the public or which may cause damage to existing or future infrastructure
- Install any plant or infrastructure that is deemed by Council to be inappropriate
- Store or place any substance, material or thing on the verge without written approval from the Council.
- Prune or remove any street trees without WRITTEN APPROVAL.
- Allow any foliage to obstruct pedestrian access to footpaths or the area of the verge (see figure 2).
- Park or store any type of vehicle or trailer on a verge other than your own (registered or unregistered or parts thereof) WITHOUT WRITTEN APPROVAL.

### **5. Landscaping Your Verge:** Refer to (VERGE DEVELOPMENT PSD)

### **6. Recommended Irrigation Techniques:** Refer to (VERGE DEVELOPMENT PSD)

### **7. Species NOT Recommended For Verge Planting:** Refer to (VERGE DEVELOPMENT PSD)

### **Information required from Applicant:**

Rev D

- **Application Form from (Permit to Work within the Alice Springs Town Council Road Reserve) – Also:**
  - Plan / diagram (no smaller than 1:100) of the lot (property) boundaries showing:
    - the adjoining verge areas
    - all verge infrastructure (footpaths, existing street trees, streetlights, signs, hydrants etc)
    - the landscape treatment – showing:
      - plant species, their position & their established dimensions
      - areas of mulch – include type of mulch and maximum particle size (ie: crushed sandstone – 12mm)
      - proposed irrigation & layout
      - proposed additional infrastructure

### Perpetual Maintenance Agreement – Landscaped Verges

This contract between Alice Springs Town Council & \_\_\_\_\_

Signed this day \_\_\_\_\_ month \_\_\_\_\_ year \_\_\_\_\_

\_\_\_\_\_  
*Owners signature*

\_\_\_\_\_  
*Council signature*

Establishes the following agreement:

1. Alice Springs Town Council agree to the establishment by the signatory of a landscaped verge (in line with advice provided), from property line to kerb of Lot #\_\_\_\_\_ in the following manner:
2. All landscaping & verge treatments will be approved by Council prior to construction
3. Council will accept no future responsibility for the maintenance and / or management of this area.
4. The owner / occupier agree to be solely responsible for all costs incurred towards these agreed landscaping works.
5. The owner / occupier agree to undertake the sole responsibility for the perpetual maintenance & management, to the standards required by Council, of this verge (see plan).

## Rev D

### Note:

- All proposed verge landscapes will meet the requirements contained within the Guidelines for Verge Development Application Protocols, these guidelines may be revised by Council at any time, without notice.
- Failure to comply with this Agreement and / or the Guidelines for Verge Development Application Protocols may result in Council removing the 'illegal works' and seeking to recover the costs for the removal from the owner.
- Where new works or infrastructure / services maintenance cause damage or disruption to approved verge landscapes, Council will return said landscapes to prior condition with no cost to the owner.

# **PLANTING GUIDE – TREES, SHRUBS AND GRASSES IN ALICE SPRINGS**

# CONSIDERATIONS IN PLANT SELECTION

In selecting plants for successful planting schemes - one where plants grow and function as required - consideration must be given to the following: plant function, plant origin, plant form, growing conditions and the services above and below where each plant will grow.

## PLANT FUNCTION

In selecting a plant species, the function desired of the plant will give most direction on the best species to use. The functions a plant could fill fall into four categories: historical, ecological, amenity and control of views. These are explained in more detail below. For each different function, different plants are more appropriate. The plant descriptions, in alphabetical order, indicate each plant's potential functions.

### Historical Plantings

This may function to give consistency with existing historical planting, or be reference to a historic era or to complement a historic feature or building. Examples may include planting new cedar trees alongside a historical avenue of cedar trees or planting palm trees outside a building which commemorates early camel travel.

**Ecological Planting** is used:

- To bring the bush to the town
- To emphasise or create the feeling of a particular ecosystem, for example using River Red Gums along creekbeds
- To aid the long term ecological balance of an ecosystem
- As part of rehabilitation schemes
- Where the environment dictates a limited range of plants suitable for the particular growing conditions such as saline soils or flood prone areas

In ecological planting it is particularly important to use local species of plants and where possible to use locally collected seeds otherwise the ecological integrity may be compromised.

### Amenity Planting

This refers to planting for human comfort including such things as shade, screening and windbreaks. Amenity planting is often required in high use areas such as urban parks and community spaces. A common need is deciduous trees which provide winter sun and summer shade. The plant descriptions indicate different amenities which various plants can provide.

### Planting for Views

Planting may be used to enhance or to screen views. Plants may enframe some of the significant views in our towns or along the major roads, in these circumstances plants are chosen either to be low, as foreground only, or for height. Examples of how different planting may interact with the same view as illustrated.



## **Plant Origins**

Plants in this booklet have been chosen due to their local origin. Often plants from other regions will satisfy the requirements of a planting scheme, but there are many reasons to select local native plants where they are appropriate:

- Local plants conserve the local character of a region both biologically and visually
- Local plants encourage native wildlife
- Local plants are best adapted to local conditions, they use less water than most others and are more drought tolerant
- Local plants need less maintenance than others as they get less pests and tend to need little or no pruning

## **Plant Form**

The form of a plant is a major influence on its function. Similarly, tall trees are good for softening the look of unsightly land uses, but if they must be continually lopped to clear power lines, their usefulness is offset. The illustrations in the plant lists show the grown form of each plant wherever possible.

## **Growing Conditions**

Growing conditions will determine whether plants will grow as required, or whether they will grow at all. Before selecting plants, determine whether the soil for planting area is sandy, clayey or rocky and whether there is a salinity problem. Determine also whether there is a water table which trees could tap into and whether there are any microclimate conditions which may affect the plants such as frost pockets, strong prevailing winds or occasional flooding.

## **Services**

The location of overhead wires or underground services needs to be considered in plant selection. Planting should avoid creating necessity for pruning to keep power lines clear. Trees can disrupt supply of electricity, they are expensive to prune and may become seriously disfigured in the process. Trees which will eventually have all limbs above the wires are not still not acceptable to the Power and Water Authority because of the risk of falling limbs breaking wires and leaving them dangling over the footpath. Dealing with underground services is addressed in a separate section, solving root problems.

A rule of thumb for overhead services is not to plant any tree with a mature height over 5 metres within 4 metres of the underside of any wires. Plantings should also be avoided where it will block the light for street lights. Check also for existing underground irrigation.

All underground services - contact Dial Before You Dig

## **PLANT SUPPLY**

The plants in this Plant Species List will not always be available for immediate planting. It is always advisable to advance order plants for any landscaping project. Varying with the time of year it may take 3 to 6 months to grow a plant to the minimum suitable size for planting. Seeds for the plants are not always available either. A lead time of up to one year may be required if seeds need to be collected before plants can be grown. When advance ordering plants, it is better to over order on quantities and have plenty spare than to lose plants to frosts or thefts making it necessary to seek substitutes at a later date.

## **SOLVING ROOT PROBLEMS**

Tree roots can cause damage to underground services. Where ceramic pipes are in use for sewerage or water, there is a risk of invasion by the roots of many dryland plant species. The use of plastic pipes for services eliminates the root problem, but it is still not advisable to plant a tree directly over any services as the weight of a large tree can displace pipes. Small shrubs can usually be planted within one metre of most services without detrimental effect to the service, however any plants too close to an underground service will be severely damaged any time the service needs to be exposed for repairs or maintenance. Tree roots may also lift kerbs, road and footpath pavements. Root problems can be avoided or substantially reduced by a number of means including:

### **Location of planting:**

It is always advisable when planting where there may be services underground to contact the relevant authorities - Power and Water Authority, Telecom - to establish exactly what services are present, where they are and what restrictions apply to planting in their vicinity. Where space permits, all trees and shrubs can be planted at a suitable distance from the service.

### **Design of planting:**

The use of PVC pipe for water and sewerage has substantially reduced the problems of root invasion into services. Where problems are anticipated with old ceramic pipes, or corroding concrete pipes, the preventative measure may be to bring forward the replacement date of the pipes.

### **Planning of Services:**

There are many examples where the placement of services within footpaths prevents the planting of trees, but where different placement would have allowed for easy coexistence. By good planting such occurrences can be avoided. Some Council areas come to an agreement with the various bodies in charge of services, as to where within a footpath any particular service can be located. In areas where the footpath is narrow, service trenches are used.

### **Deep Watering:**

Tree roots lift pavements by growing close to the surface. Often roots grow close to the surface because this is where moisture is most available. Encouraging roots to grow down wards can reduce the damage caused by surface roots. Roots can be encouraged to grow downwards by deep watering. This may be simply achieved through the irrigation timetabling. Short frequent watering encourages shallow roots where longer more spaced watering encourages roots downwards. It may be necessary in some cases to put shrubs and trees on separate timers. Where trees are not on drippers, a piece of agricultural pipe, 600mm long, placed within the watering hole, as a shown in figure 3, overleaf, will facilitate deep watering.

### **Use of Root Barriers:**

These are impervious barriers in the ground that direct root growth downward. Purpose designed strong plastic strips are commercially available for this purpose. They come in different depths, for use in differing circumstances. Root barriers can be installed in two different ways as illustrated in figure 3. A tube like barrier can be made for individual trees in footpaths, special joiners are supplied. Alternatively a linear barrier can be placed between a road and screen planting.

### **PLANTING IN ROAD VERGES**

Two special issues arise when planting in road verges; the safety of road users, cyclists and pedestrians and who owns and is responsible for the maintenance of the road verge.

#### **Safety**

For the safety of drivers, cyclists and pedestrians it is essential that sufficient visibility is available across intersections and driveways. The line delineating the extent of clear vision that a driver needs is called a sight ne. Another safety issue relates to the presence of solid objects, such as tree trunks, within the road verge.

#### **Responsibility**

The responsibility for road verges within any town will belong to either the local council or the Department of Transport and Works. Verges do not belong to the residents. Before planting on any verge, consultation with the responsible body is necessary. A map of the distribution of Transport and Works within Alice Springs is shown at figure 4, overleaf. The roads involved are: Stuart Highway, Larapinta Drive, Undoolya Road, Sadadeen Road, Ross Highway, Stott Terrace, Stephens Road (from South Terrace to Links Road) and Gap Road (from Telegraph Terrace to South Terrace including the Roundabout).

All other streets within Alice Springs are the responsibility of the Alice Springs Town Council.

# TREE SPECIES LIST

## (verge on opposite side of the powerlines)

Trees in this list are for verge plantings. Note that these trees will grow tall and must not be planted under power lines.

**Common Name:** Mulga

**Scientific Name:** *Acacia aneura*

**Native to:** Local

**Height:** 4-15m

**Width:** 3-9m

**Growth Rate:** Slow to medium

**Comments:** Long-lived local tree that makes attractive group plantings. Various leaf forms available. Yellow flowers after rains. Frost tolerant.

**Common Name:** Gidgee

**Scientific Name:** *Acacia cambagei*

**Native to:** Central Australia

**Height:** 5-12m

**Width:** 4-7m

**Growth Rate:** Slow to medium

**Comments:** Small, dense-canopied, long-lived tree. Yellow flowers produced in winter give off a strong odour. Frost tolerant.

**Common Name:** Dogwood

**Scientific Name:** *Acacia coriacea*

**Native to:** Central Australia

**Height:** 3-10m

**Width:** 3-5m

**Growth Rate:** Slow to medium

**Comments:** Attractive broad-canopied tree with greyish-green foliage and yellow wattle flowers in autumn or winter. Frost tolerant.

**Common Name:** Red Mulga

**Scientific Name:** *Acacia cyperophylla*

**Native to:** Central Australia

**Height:** 3-12m

**Width:** 2-8m

**Growth Rate:** Medium

**Comments:** Attractive small tree with reddish curled bark and weeping foliage when young. Yellow flowers after rains. Frost tolerant.

**Common Name:** Weeping Myall

**Scientific Name:** *Acacia pendula*

**Native to:** Australia

**Height:** 4-9m

**Width:** 4-6m

**Growth Rate:** Medium

**Comments:** Attractive grey-leaved tree with weeping habit and masses of golden flowers in summer or autumn. Frosttolerant.



**Common Name:** Black Gidgee

**Scientific Name:** *Acacia pruinocarpa*

**Native to:** Central Australia

**Height:** 4-10m

**Width:** 2-6m

**Growth Rate:** Slow to medium

**Comments:** Dense-foliaged small tree with attractive golden flowers in summertime. Frost and drought tolerant.



Black Gidgee

**Common Name:** Whitewood

**Scientific Name:** *Atalaya hemiglauca*


**Native to:** Local

**Height:** 3-9m

**Width:** 1.5-4m

**Growth Rate:** Medium

**Comments:** Ornamental greyish-green small shade tree well suited to Alice gardens. White flowers in summer. Readily self-seeds. Frost sensitive when young, but will re-shoot after damage.



Whitewood

**Common Name:** Desert Kurrajong  
**Scientific Name:** *Brachychiton gregorii*  
**Native to:** Central Australia  
**Height:** 4-8m  
**Width:** 2-4m  
**Growth Rate:** Medium to fast  
**Comments:** Ornamental shade tree with shiny lobed leaves and yellowish bell-shaped flowers after rain events. Frost and drought tolerant



Desert Kurrajong

**Common Name:** Kurrajong  
**Scientific Name:** *Brachychiton populneus*  
**Native to:** Australia  
**Height :** 6-20m  
**Width:** 3-6m  
**Growth Rate:** Medium to fast  
**Comments:** Ornamental shade tree with cream or pink bell-shaped flowers in summer months. Drought and frost tolerant.



Kurrajong

**Common Name:** Gawler Hybrid Bottlebrush  
**Scientific Name:** *Callistemon "Harkness"*  
**Native to:** Australia  
**Height:** 3- 7m  
**Width:** 3-6m  
**Growth Rate:** Fast  
**Comments:** Fast-growing bottlebrush useful as small shade tree or screen. Red brush flowers in spring or summer. Drought tolerant. Attracts birds.

**Common Name** White Bottlebrush  
**Scientific Name** *Callistemon salignus*  
**Native to** Australia  
**Height** 4-12m  
**Width** 3-5m  
**Growth Rate** Medium to fast  
**Comments:** Ornamental bottlebrush with creamy brush flowers in spring or summer, and pink-tinged new growth. Frost sensitive when young

**Common Name:** Weeping Bottlebrush

**Scientific Name:** *Callistemon viminalis*

**Native to:** Australia

**Height:** 3- 12m

**Width :** 2- 5m

**Growth Rate:** Fast

**Comments:** Weeping bottlebrush with crimson brush flowers in spring or summer. Frost sensitive when young. Bird attracting.



Weeping Bottle Brush

**Common Name:** White Cypress Pine

**Scientific Name:** *Callitris glaucophylla*

**Native to:** Local

**Height:** 3-10m

**Width:** 3-8m

**Growth Rate:** Slow to medium

**Comments :** Attractive tree with rough bark and grey-green foliage. Not suitable for planting in lawns. Can be grown in pots. Frost tolerant.



White Cypress Pine

**Common Name:** Coolibah

**Scientific Name:** *Eucalyptus coolabah* ssp. *arida*

**Native to:** Local

**Height:** 6-15m

**Width:** 5-10m

**Growth Rate:** Medium to fast

**Comments:** Useful shade tree for Alice gardens. White flowers in summer. Frost tolerant and grows well in low-lying areas. Bird attracting.



Coolibah

**Common Name:** Bastard Coolibah

**Scientific Name:** *Eucalyptus intertexta*


**Native to:** Local

**Height:** 6-18m

**Width:** 5- 12m

**Growth Rate:** Fast

**Comments:** Useful shade tree with smooth white bark on the upper trunk. Creamy-white flowers in the cooler months. Well suited to Alice conditions. Frost tolerant. Bird attracting.



**Common Name:** Large-flowered SA Blue Gum

**Scientific Name:** *Eucalyptus leucoxylon* ssp. *megalocarpa*

**Native to:** Australia

**Height:** 5-10m

**Width:** 5-8m

**Growth Rate:** Medium to fast

**Comments:** Fast-growing shade tree with a smooth-barked cream trunk and red flowers in spring and summer. Frost tolerant. Bird attracting.

**Common Name:** Swamp Mallet

**Scientific Name:** *Eucalyptus spathulata*

**Native to:** Australia

**Height:** 5-12m

**Width:** 3-7m

**Growth Rate:** Fast

**Comments:** Ornamental reddish-brown smooth-trunked tree with cream flowers in winter-summer. Frost tolerant.

**Common Name:** Thozet's Box

Thozets Box

**Scientific Name:** *Eucalyptusthozetiana*

**Native to:** Central Australia

**Height:** 7-20m

**Width:** 4-10m

**Growth Rate:** Slow to medium

**Comments:** Ornamental gum with a smooth grey-barked trunk and white flowers. Frost tolerant





**Common Name:** Coral Gum

**Scientific Name:** *Eucalyptus torquata*

**Native to:** Australia

**Height:** 6- 10m

**Width:** 5-5m

**Growth Rate:** Fast

**Comments:** Ornamental black-trunked shade tree with blue-grey leaves and pinkish-red flowers in summer. Frost sensitive when young

**Common Name:** Lemon-flowered Gum

**Scientific Name:** *Eucalyptus woodwardii*

**Native to:** Australia

**Height:** 4-12m

**Width:** 3-5m

**Growth Rate:** Medium to fast

**Comments:** Ornamental gum with blue-grey leaves, pendulous habit and large yellow flowers. Susceptible to die-back in Alice.

**Scientific Name:** *Grevillea striata*

**Common Name:** Beefwood

**Native to:** Local

**Height:** 6-10m

**Width:** 3-5m

**Growth Rate:** Slow to medium

**Comments:** Stately tree with drooping blue-grey foliage and a dark, furrowed trunk. Masses of creamy-yellow flowers in summer. Frost tolerant. Can be susceptible to bag-moth caterpillar damage.



Beefwood

**Common Name:** Supplejack

**Scientific Name:** *Ventilago viminalis*


**Native to:** Local

**Height:** 4-10m

**Width:** 4-6m

**Growth Rate:** Slow

**Comments:** Pendulous small tree with grey-green foliage and small greenish flowers in winter or spring. Drought and frost tolerant



**Common Name:** Candelabra Wattle

**Scientific Name:** *Acacia holosericea*

**Native to:** Central Australia

**Height:** 2-8m

**Width:** 3-4m

**Growth Rate:** Fast

**Comments:** Straggly spreading shrub with large silvery leaves and yellow flower spikes in spring. Frost tolerant when mature. Short-lived

**Common Name:** Coonavittira Wattle

**Scientific Name:** *Acacia jennerae*

**Native to:** Central Australia

**Height:** 2-5m

**Width:** 2-4m

**Growth Rate:** Fast

**Comments:** Slender blue-grey foliaged wattle with reddish stems and masses of golden flowers in the cooler months. Useful quick growing screen. Frost tolerant

**Common Name:** Undoolya Wattle

**Scientific Name:** *Acacia undoolyana*

**Native to:** Central Australia

**Height:** 3-6m

**Width:** 2-5m

**Growth Rate:** Medium to fast

**Comments:** Attractive rare desert wattle with shiny green leaves and golden flowers in winter. Drought tolerant



Undoolya Wattle

**Common Name:** Bottlebrush (cultivar)

**Scientific Name:** *Callistemon "Dawson River Weeper"*

**Native to:** Australia

**Height:** 2-5m

**Width:** 2-4m

**Growth Rate:** Medium

**Comments:** Pendulous bushy shrub with bright red bottlebrush flowers in spring and summer. Moderately frost tolerant

**Common Name:** Bottlebrush (cultivar)

**Scientific Name:** Callistemon "Kings Park Special"

**Native to:** Australia

**Height:** 2-5m

**Width:** 2-4m

**Growth Rate:** Medium to fast

**Comments:** Hardy bushy shrub suitable for screen plantings. Red bottlebrush flowers in spring or summer. Frost tolerant. Bird attracting

**Common Name:** Desert Bottlebrush

**Scientific Name:** Callistemon pauciflorus

**Native to:** Central Australia

**Height:** 2-6m

**Width:** 1.5-4m

**Growth Rate:** Medium to fast

**Comments:** Attractive fine-leaved pendulous desert bottlebrush with small pink or red brush flowers in late summer. Frost tolerant.



Desert Bottlebrush

**Common Name:** Mallee Red Gum

**Scientific Name:** Eucalyptus gillenii

**Native to:** Local

**Height:** 3- 7m

**Width:** 2-6m

**Growth Rate:** Medium

**Comments:** Multi-stemmed small gum tree with white flowers. Frost and drought tolerant



Mallee Red Gum

**Common Name:** Salt River Mallee

**Scientific Name:** Eucalyptus sargentii

**Native to:** Australia

**Height:** 5-10m

**Width:** 4-7m

**Growth Rate:** Fast

**Comments:** Hardy small tree with masses of cream flowers in summer. Drought and frost tolerant. Tolerates saline soils

**Common Name:** NULL

**Scientific Name:** Eucalyptus "Torwood"

**Native to:** Australia

**Height:** 5-8m

**Width:** 6-8m

**Growth Rate:** Medium to fast

**Comments:** Pendulous shade tree with yellow/red flowers in spring. Can suffer die-back in Alice gardens. Frost sensitive when young.

**Common Name:** Fork-leaved Corkwood

**Scientific Name:** Hakea divaricata

**Native to:** Local

**Height:** 4- 7m

**Width:** 2-4m

**Growth Rate:** Slow

**Comments:** Ornamental small tree with a dark furrowed trunk and creamy white flower spikes in winter or spring. Drought and frost tolerant.



Fork-Leaved Corkwood

**Common Name:** Black Tea-tree

**Scientific Name:** Melaleuca bracteata

**Native to:** Local

**Height:** 2- 7m

**Width:** 2-5m

**Growth Rate:** Medium to fast

**Comments:** Dense screening shrub with white flower spikes in summer. Tolerates extra watering. Frost tolerant.



Black Tea-Tree

**Common Name:** Inland Tea-tree

**Scientific Name:** Melaleuca glomerata

**Native to:** Local

**Height:** 2-5m

**Width:** 3-5m

**Growth Rate:** Fast

**Comments:** Fast-growing screen plant with whitish paper bark, grey-green leaves and yellowish-cream flowers in summer. Tolerates frost and salty soils.



Inland Tea Tree

**Common Name:** Boobialla

**Scientific Name:** *Myoporum acuminatum*

**Native to:** Local

**Height:** 2-4m

**Width:** 2-3m

**Growth Rate:** Fast

**Comments:** Dense rounded shrub with shiny leaves and clusters of small white flowers in spring/summer. Frost and drought tolerant



Boobialla

**Common Name:** Quandong

**Scientific Name:** *Santalum acuminatum*

**Native to:** Central Australia

**Height:** 2-6m

**Width:** 1.5-4m

**Growth Rate:** Slow to Medium

**Comments:** **Elegant** small tree with drooping branches and bright-red edible fruits in spring or summer. Parasitic on roots of other trees. Frost sensitive when young. Can be difficult to establish



Quandong

## TREE SPECIES LIST (powerlines side of the verge)

**Common Name:** Halls Creek Wattle

**Scientific Name:** *Acacia cowleana*

**Native to:** Central Australia

**Height:** 2-4m

**Width:** 1.5- 2m

**Growth Rate:** Medium to fast

**Comments :** Attractive wattle with large sickle- shaped foliage and yellow flower spikes in spring. Relatively short- lived but grows easily from seed.

**Common Name:** Des Nelson Wattle

**Scientific Name:** *Acacia desmondii*

**Native to:** Central Australia

**Height:** 4-5m

**Width:** 2-3m

**Growth Rate:** Medium

**Comments:** Attractive dense-canopied tree with dark green leaves and yellow flower spikes in spring. Frosttolerant.

**Common Name:** Sandhill Wattle

**Scientific Name:** *Acacia dictyophleba*

**Native to:** Central Australia

**Height:** 1-4m

**Width:** 1-4m

**Growth Rate:** Medium

**Comments:** Open fine-leaved wattle with large deep-yellow flowers produced over the cooler months. Frost tolerant.

**Common Name:** Witchetty Bush

**Scientific Name:** *Acacia kempeana*

**Native to:** Local

**Height :** 2-5m

**Width:** 2-4m

**Growth Rate:** Medium

**Comments:** Dense grey-green shrub useful as a screen or windbreak. Yellow flower spikes produced after rains. Frost tolerant.

**Common Name:** Latz's Wattle

**Scientific Name:** *Acacia lat zii*

**Native to:** Central Australia

**Height:** 2- 5m

**Width:** 2- 7m

**Growth Rate:** Slow

**Comments:** Slow-growing rare NT wattle with dark- green leaves and yellow flowers after rainfall. Frost and drought tolerant

**Common Name:** Umbrella Bush

**Scientific Name:** *Acacia ligulata*

**Native to:** Local

**Height:** 1.5-5m

**Width:** 3-7m

**Growth Rate:** Fast

**Comments:** Fast growing spreading shrub useful as a screen. Yellow flowers in spring. Frost and drought tolerant.



Umbrella Bush

**Common Name:** Salt Wattle

**Scientific Name:** *Acacia maconochieana*

**Native to:** Central Australia

**Height:** 3-5m

**Width:** 2-4m

**Growth Rate:** Slow to medium

**Comments:** Attractive silvery-foliaged wattle with yellow flowers. Tolerant of salty soils, frost and drought.



Salt Wattle

**Common Name:** Bottlebrush (cultivar)

**Scientific Name:** *Caliistemon "Hannah Ray"*

**Native to:** Australia

**Height:** 2-4m

**Width:** 2-3m

**Growth Rate:** Medium

**Comments:** Weeping shrub with crimson bottlebrush flowers in spring and summer. Frost tolerant. Bird attracting

**Common Name:** Bottlebrush (cultivar)

**Scientific Name:** Callistemon "Injune"

**Native to:** Australia

**Height:** 1.5-3m

**Width:** 1-3m

**Growth Rate:** Medium

**Comments:** Ornamental pendulous shrub with pink bottlebrush flowers over most of the year. Moderately frost tolerant.

**Common Name:** Bottlebrush (cultivar)

**Scientific Name:** Callistemon "Mauve Mist"

**Native to:** Australia

**Height:** 2-4m

**Width:** 2-4m

**Growth Rate:** Medium

**Comments:** Dense shrub with ornamental mauve bottlebrush flowers in spring or summer. Frost tolerant.

**Common Name:** Bottlebrush (cultivar)

**Scientific Name:** Callistemon "Reeves Pink"

**Native to:** Australia

**Height:** 2-4m

**Width:** 2-4m

**Growth Rate:** Medium

**Comments:** Ornamental dense shrub with masses of pink bottlebrush flowers in warmer months. Moderately frost tolerant

**Common Name:** Desert Poplar

**Scientific Name:** *Codonocarpus cotinifolius*

**Native to:** Local

**Height:** 2-10m

**Width:** 2-4m

**Growth Rate:** Fast

**Comments:** Attractive fast-growing, short-lived tree with pinkish bark and greyish-green leaves. Requires sandy soils. Frost sensitive. Difficult to obtain plant.  
Desert Poplar





**Common Name:** Native Honeysuckle

**Scientific Name:** *Eremophila alternifolia*

**Native to:** Central Australia

**Height:** 1-3m

**Width:** 1-3m

**Growth Rate:** Medium

**Comments:** Open shrub with narrow leaves and pinkish-red spotted flowers for most of the year. Bird-attracting, and frost and drought tolerant



Native Honeysuckle

**Common Name:** Creek Wilga

**Scientific Name:** *Eremophila bignoniiflora*

**Native to:** Central Australia

**Height:** 2-6m

**Width:** 1.5-4m

**Growth Rate:** Fast

**Comments:** Bushy shrub or small tree with shiny leaves and purplish-flecked creamy flowers in late winter. Frost and drought tolerant



Creek Wilga

**Common Name:** Twin-leaf Emu Bush

**Scientific Name:** *Eremophila oppositifolia*

**Native to:** Australia

**Height:** 1.5-4m

**Width:** 1-3m

**Growth Rate:** Medium

**Comments:** Ornamental shrub with narrow leaves and cream or pink flowers over most of the year. Moderately frost tolerant

**Common Name:** Red Mallee

**Scientific Name:** *Eucalyptus eucentrica* = *E. socialis*

**Native to:** Local

**Height:** 3-12m

**Width:** 4-8m

**Growth Rate:** Medium to fast

**Comments:** Bushy mallee with red branch tips, blue-grey leaves and cream flowers in spring. Tolerates frost and limey soils.

**Common Name:** Book-leaf Mallee  
**Scientific Name:** *Eucalyptus kruseana*  
**Native to:** Australia  
**Height:** 2-3m  
**Width:** 3-5m  
**Growth Rate:** Medium  
**Comments:** Ornamental rounded grey-leaved small tree with lemon-yellow flowers in autumn or winter. Frost tolerant



Book Leaf Mallee

**Common Name:** Shiny-leaved Mallee  
**Scientific Name:** *Eucalyptus lucens*  
**Native to:** Central Australia  
**Height:** 1-3m  
**Width:** 1-3m  
**Growth Rate:** Medium  
**Comments:** Shiny green narrow-leaved gum with clusters of creamy flowers in summer. Frost and drought tolerant



Shady-Leaved Mallee

**Common Name:** Round-leaved Mallee  
**Scientific Name:** *Eucalyptus minnintchi* = *E. orbifolia*  
**Native to:** Central Australia  
**Height:** 1.5-6m  
**Width:** 2-5m  
**Growth Rate:** Slow to medium  
**Comments:** Ornamental rounded blue-grey leaved gum with reddish-brown curling bark. Yellow-green flower clusters in Winter-spring. Frost tolerant.



Round-Leaved Mallee

**Common Name:** Red-bud Mallee  
**Scientific Name:** *Eucalyptus pachyphylla*  
**Native to:** Central Australia  
**Height:** 1.5-4m  
**Width:** 3-5m  
**Growth Rate:** Medium  
**Comments:** Ornamental multi-stemmed shrubby gum with large pale yellow flowers in autumn-spring. Large woody seedpods. Frost tolerant



Red-Bud Mallee

**Common Name:** Finke River Mallee

**Scientific Name:** *Eucalyptus sessilis*

**Native to:** Central Australia

**Height:** 2-4m

**Width:** 3-5m

**Growth Rate:** Medium

**Comments:** Straggly mallee with grey-green leaves and yellow or cream flowers. Frost and drought tolerant. Bird attracting

**Common Name:** Victoria Spring Mallee

**Scientific Name:** *Eucalyptus trivalvis*

**Native to:** Local

**Height:** 3-6m

**Width:** 3-4m

**Growth Rate:** Medium to fast

**Comments:** Multi-stemmed small tree with grey-green leaves and white or cream flowers. Frost and drought tolerant.

**Common Name:** Long-leaf Corkwood

**Scientific Name:** *Hakea lorea* ssp. *lorea* = *H. suberea*


**Native to:** Local

**Height:** 3-8m

**Width:** 3-4m

**Growth Rate:** Slow

**Comments:** Distinctive local small tree with needle-like leaves and large green-yellow flower spikes in winter or spring. Drought and frost tolerant.



Long-Leaf Corkwood

**Common Name:** Native Apricot

**Scientific Name:** *Pittosporum angustifolium* = *P. phylliraeoides* var. *microcarpa*

**Native to:** Local

**Height:** 2-8m

**Width:** 2-4m

**Growth Rate:** Medium

**Comments:** Graceful weeping tree with creamy flowers and bright orange fruit. Susceptible to beetle, mite damage, scale and frost when young.



Native Apricot

# GRASSES of ALICE SPRINGS

**Common Name:** Kangaroo Paw

**Scientific Name:** *Anigozanthos flavidus* forms

**Native to:** Australia

**Height:** 0.4-2m

**Width:** 0.5-1m

**Growth Rate:** Medium

**Comments:** Ornamental strap-leaved plant with distinctive long-stemmed flower spikes. Flowers yellow, orange or red. Bird-attracting. Frost sensitive, and can be susceptible to fungal disease.

**Common Name:** Greybeard Grass

**Scientific Name:** *Amphipogon caricinus*

**Native to:** Central Australia

**Height:** 0.2-0.6m

**Width:** 0.3m

**Growth Rate:** Fast

**Comments:** Dense clumped grass with attractive grey flower spikes

**Common Name:** Curly Wiregrass

**Scientific Name:** *Aristida inaequiglumis*

**Native to:** Local

**Height:** 0.5-1m

**Width:** 0.5m

**Growth Rate:** Fast

**Comments:** Tall straw-flowered grass with spiky seed heads that can be irritating. Self-seeds once established. Frost tolerant

**Common Name:** Curly Mitchell Grass

**Scientific Name:** *Astrebla lappacea*

**Native to:** Local

**Height:** 0.3-0.9m

**Width:** 0.3m

**Growth Rate:** Fast

**Comments:** Dense tufted grass with interesting spike-like flowerheads. Suited to heavier soils. Frost tolerant

**Common Name:** Desert Bluegrass

**Scientific Name:** *Bothriochloa ewartiana*

**Native to:** Local

**Height:** 0.3-0.9m

**Width:** 0.3m

**Growth Rate:** Fast

**Comments:** Long-lived grass with purplish flowerheads. Tolerates wetter soils

**Common Name:** Golden Beard Grass

**Scientific Name:** *Chrysopogon fallax*

**Native to:** Local

**Height:** 0.5-1.1m

**Width:** 0.4m

**Growth Rate:** Fast

**Comments:** Elegant tall-flowered grass with golden flowerheads. Frost tolerant

**Common Name:** Darling Lily

**Scientific Name:** *Crinum flaccidum*

**Native to:** Central Australia

**Height:** 0.3-1.1m

**Width:** 0.5m

**Growth Rate:** Fast

**Comments:** Attractive native lily with large scented white flowers in summer. Frost and drought tolerant. Dies back in late summer.



Darling Lily

**Common Name:** Lemon-scented Grass

**Scientific Name:** *Cymbopogon ambiguus*

**Native to:** Local

**Height:** 0.3-0.8m

**Width:** 0.4m

**Growth Rate:** Fast

**Comments:** Attractive blue-grey leaved grass with fluffy silvery flowerheads. Aromatic foliage. Self-seeds once established. Frost tolerant



Lemon-Scented Grass

**Common Name:** Silky-heads

**Scientific Name:** *Cymbopogon oblectus*

**Native to:** Local

**Height:** 0.3-0.9m

**Width:** 0.4m

**Growth Rate:** Fast

**Comments:** Attractive aromatic grass with silky white flowerheads. Frost tolerant. Prune back after flowering



Silky Heads

**Common Name:** Queensland Bluegrass

**Scientific Name:** *Dichanthium sericeum*

**Native to:** Local

**Height:** 0.3-0.8m

**Width:** 0.3m

**Growth Rate:** Fast

**Comments:** Slender tussock grass with bluish spike-like flowers that have distinctive golden-brown awns. Frosttolerant

**Common Name:** Cotton Panic Grass

**Scientific Name:** *Digitaria brownii*

**Native to:** Local

**Height:** 0.1-0.6m

**Width:** 0.3m

**Growth Rate:** Fast

**Comments:** Attractive slender grass with silky purplish flowerheads. Frost tolerant. Self-seeds in Alice gardens

**Common Name:** Limestone Bottlewashers

**Scientific Name:** *Enneapogon polyphyllus*

**Native to:** Local

**Height:** 0.1-0.4m

**Width:** 0.2m

**Growth Rate:** Fast

**Comments:** Short-lived self-seeding grass with straw-coloured fluffy flowerheads. Frost tolerant

**Common Name:** Curly Windmill Grass

**Scientific Name:** *Enteropogon acicularis*

**Native to:** Local

**Height:** 0.4-0.9m

**Width:** 0.3m

**Growth Rate:** Fast

**Comments:** Sprawling tussock grass with unusual windmill-shaped flowerheads. Frost tolerant. Prune back after flowering

**Common Name:** Silky Browntop

**Scientific Name:** *Eulalia aurea*

**Native to:** Local

**Height:** 0.4-1.2m

**Width:** 0.5m

**Growth Rate:** Fast

**Comments:** Dense tussock grass with bluish-green leaves and attractive silky golden-brown flowerheads. Frost tolerant.

**Common Name:** Spiny-headed Mat-rush

**Scientific Name:** *Lomandra longifolia*

**Native to:** Australia

**Height:** 0.4-0.8m

**Width:** 0.5-1m

**Growth Rate:** Medium

**Comments:** Ornamental tussocky plant with narrow strap-like leaves and straw-coloured flower spikes. Frost tolerant.

**Common Name:** Native Millet

**Scientific Name:** *Panicum decornpositum*

**Native to:** Local

**Height:** 0.3-0.8m

**Width:** 0.4m

**Growth Rate:** Fast

**Comments:** Short-lived tufted grass with graceful, open straw-coloured flowerheads. Frost tolerant



Native Millet

**Common Name:** Kangaroo Grass

**Scientific Name:** *Themeda triandra* = *T. australis*

**Native to:** Local

**Height:** 0.6-1.3m

**Width:** 0.4m

**Growth Rate:** Fast

**Comments:** Attractive dense tussock grass with distinctive pendulous green and golden-brown flowerheads. Prune back after flowering



Kangaroo Grass

**Common Name:** Spinifex

**Scientific Name:** *Triodia* species

**Native to:** Local

**Height:** 0.2-0.6m

**Width:** 0.2-1m

**Growth Rate:** Slow to medium

**Comments:** Spiky-leaved hummock grass with long-stemmed flowerheads. Not easy to establish in gardens. Frost tolerant.



Spinifex

**Common Name:** Purple Plume Grass

**Scientific Name:** *Triraphis mollis*

**Native to:** Local

**Height:** 0.3-0.6m

**Width:** 0.2m

**Growth Rate:** Fast

**Comments:** Slender tufted grass with purplish flower spikes that fade to gold. Readily self-seeds in Alice gardens. Frost tolerant

**Common name** Grasstree, Yacka

**Scientific name** *Xanthorrhoea* species

**Native to** Central Australia, Australia

**Height** 0.5-2m

**Width** 0.7-1.1m

**Growth rate** Slow

**Comments:** Very distinctive grass-leaved plant with tall flower spikes. The Central Australian species is not cultivated, but southern species are available in nurseries from forest salvage operations. Grows well in pots. Careful watering and maintenance required



Grasstree, Yacka

**Common name** Tassel Sedge

**Scientific name** *Carex fascicularis*

**Native to** Central Australia

**Height** 0.5-1m

**Width** 0.6-1.1m

**Growth rate** Fast

**Comments:** Rare in Central Australia where it is restricted to waterhole fringes. Attractive pond edge plant. Divide clumps regularly. Frost tolerant



**Common Name:** Katoora

**Scientific Name:** *Sporobolus actinocladus*

**Native to:** Local

**Height:** 0.3-0.4m

**Width:** 0.2m

**Growth Rate:** Fast

**Comments:** Densely-tufted grass with purple-grey flowering spikes. Frost tolerant

