



SAP Fiori: 跨进SAP Fiori 的第一步

Sep. 2022

Essential Advisory Greater China, SAP Customer Engagement Support

免责声明

本演示文稿中的信息为 SAP 的专有机密信息，未经 SAP 许可，不得披露。
除您保护保密信息的义务外，本演示文稿不受您的许可协议或任何其他服务的约束。
或与 SAP 签订的租用协议。SAP 没有义务按照本演示文稿或任何相关内容提供任何业务。
文档，或开发或发布其中提及的任何功能。

本演示文稿或任何相关文档以及 SAP 的战略和未来可能的开发、产品和/或平台方向以及
功能均可能会发生更改，SAP 可能会随时出于任何原因对其进行更改，恕不另行通知。信息
演示不构成提供任何材料、代码或功能的承诺、承诺或法律义务。此演示文稿已提供
不提供任何明示或默示的保证，包括但不限于适销性和适用性的默示保证
特定目的或非侵权。本演示文稿仅供参考，不得纳入合同。SAP
对本演示文稿中的错误或遗漏不承担任何责任，但此类损害因 SAP 故意或严重损害造成的除外
疏忽。

所有前瞻性陈述均受各种风险和不确定因素的影响。这些风险和不确定因素可能导致实际结果与存在实质差异
期望。请读者不要过分依赖这些前瞻性陈述，这些陈述仅在公布日期之前有效，
并且不应将其作为制定采购决策的基础。



SAP Fiori Overview 跨进SAP Fiori 的第一步

Sep. 2022

PUBLIC

主讲人



王丹 (Alina Wang)
Senior Essential Advisor
Customer Engagement Support (CES)
Cloud Success Services
alina.wang@sap.com



吳宜靜 (Vicky Wu)
Senior Essential Advisor
Customer Engagement Support (CES)
Customer Success
Vicky.wu@sap.com

议程

- 什么是SAP Fiori
- 如何踏出迈向SAP Fiori的第一步
 - 针对S/4HANA已经使用GUI的客户
 - 针对S/4HANA新客户
- 如何实现快速部署SAP Fiori
- 重要资源



议程

- 什么是SAP Fiori
- 如何踏出迈向SAP Fiori的第一步
 - 针对S/4HANA已经使用GUI的客户
 - 针对S/4HANA新客户
- 如何实现快速部署SAP Fiori
- 下一步行动



以角色为基础 (Role-based) 设计的 Fiori App

The screenshot shows the SAP Fiori Launchpad interface for a user with a Sales role. The top navigation bar includes the SAP logo, a 'Home' dropdown, and search, help, and notification icons. Below the navigation bar, there are four main sections:

- My Sales Overview:** Contains six tiles:
 - Sales Volume Detailed Analysis:** Shows sales volume for 2017, 2018, and 2019. 2019: 35.60M USD; 2018: 10.86M USD; 2017: 4.68M USD.
 - Sales Order Items Confirmed as Reque...:** Shows confirmed rates for 45/2019 (0.7%), 44/2019 (0%), and 43/2019 (11.4%).
 - Sales Order Items Backorders:** Shows counts for Delayed (51), Partially Confirmed (0), and Unconfirmed (12).
 - Predicted Delivery Delay:** Shows counts for Late (29), Early (36), and On Time (1).
 - Sales Order Fulfillment:** Shows counts for Domestic Custom... (34), Domestic US Cust... (33), and EWM Domestic C... (19).
- Sales Documents:** Contains six tiles with counts:
 - Manage Sales Orders: 2.04 K
 - Manage Sales Inquiries: 8
 - Manage Sales Quotations: 1.09 K
 - Manage Credit Memo Requests: 28
 - Manage Debit Memo Requests: 9
 - List Incomplete Sales Documents: 17
- Sales Master Data:** Contains four tiles:
 - Manage Sales Contracts: 15
 - Manage Sales Item Proposals
 - Customer Master: Create/Change/Display (Customers)
 - Manage Customer Materials
- Services:** Contains four tiles:
 - My Inbox: All Items (0)
 - Monitor Product Availability
 - Track Sales Orders
 - Schedule Sales Document Output



A yellow callout box on the right side of the page contains the text: 以Sales为例，登入Fiori Launchpad会看到的磁贴跟分类 (For example, in Sales, the tiles and categories you will see when logging into Fiori Launchpad).

以Sales为例，登入Fiori Launchpad会看到的磁贴跟分类

Fiori 跟 GUI 的差别

以员工采购商品为例

Self Service Procurement, Processing & Analysis

SAP ERP with SAP GUI (on the left)	SAP S/4HANA with SAP Fiori UX (on the right)
	
Transaction MC\$4	Procurement Overview Page
Transaction ME6H	Purchase Order Value
Transaction ME6B	Operational Supplier Evaluation
Transaction ME51N	SAP Ariba Guided Buying
Transaction SBWP	Manage Purchase Requisitions
Transaction ME54N	Monitor Purchase Order Items
Transaction ME57	Display Process Flow - Accounts Payable
Transaction ME21N	Confirm Receipt of Goods
Transaction ME2C	Manage Supplier Invoices
Transaction MIGO	
Transaction MIRO	

Important:

This video will showcase how a purchasing expert analyzes and processes corporate purchasing – using SAP ERP transactions with SAP GUI (on the left) in comparison to SAP S/4HANA applications with SAP Fiori UX (on the right). Note that there may be variations on what is shown in the video depending on user habits and best practices.

SAP ERP with SAP GUI

参考视频

SAP S/4HANA with SAP Fiori UX

Analyze Purchasing & Suppliers

Employee Buys from Catalogue

Manager Approves PR

Manage PR/PO

Confirm Goods Receipt

Create Supplier Invoice

Analyze Purchasing & Suppliers

Employee Buys from Catalogue

Manager Approves PR

Manage PR/PO

Confirm Goods Receipt

Create Supplier Invoice

The screenshot shows the SAP GUI interface for transaction ME2C. The left pane contains a list of fields for document selection, including Material Group, Purchasing organization, Vendor material number, and various dates. The right pane is mostly empty, showing the main data area.

The screenshot shows the SAP Fiori UX interface for the 'Create Supplier Invoice' transaction. It features a clean, modern design with a top navigation bar and a main content area. The 'Basic Data' section includes fields for Transaction (Invoice), Invoice Date, Invoicing Party, Company Code, Posting Date, and Gross Invoice Amount. Below this is the 'Purchase Order References' section and a table for 'Invoice Items'.

00:04:46:23

Duration

00:04:08:43



Transaction:
ME2C

59

Clicks

68

9

Fields filled

7

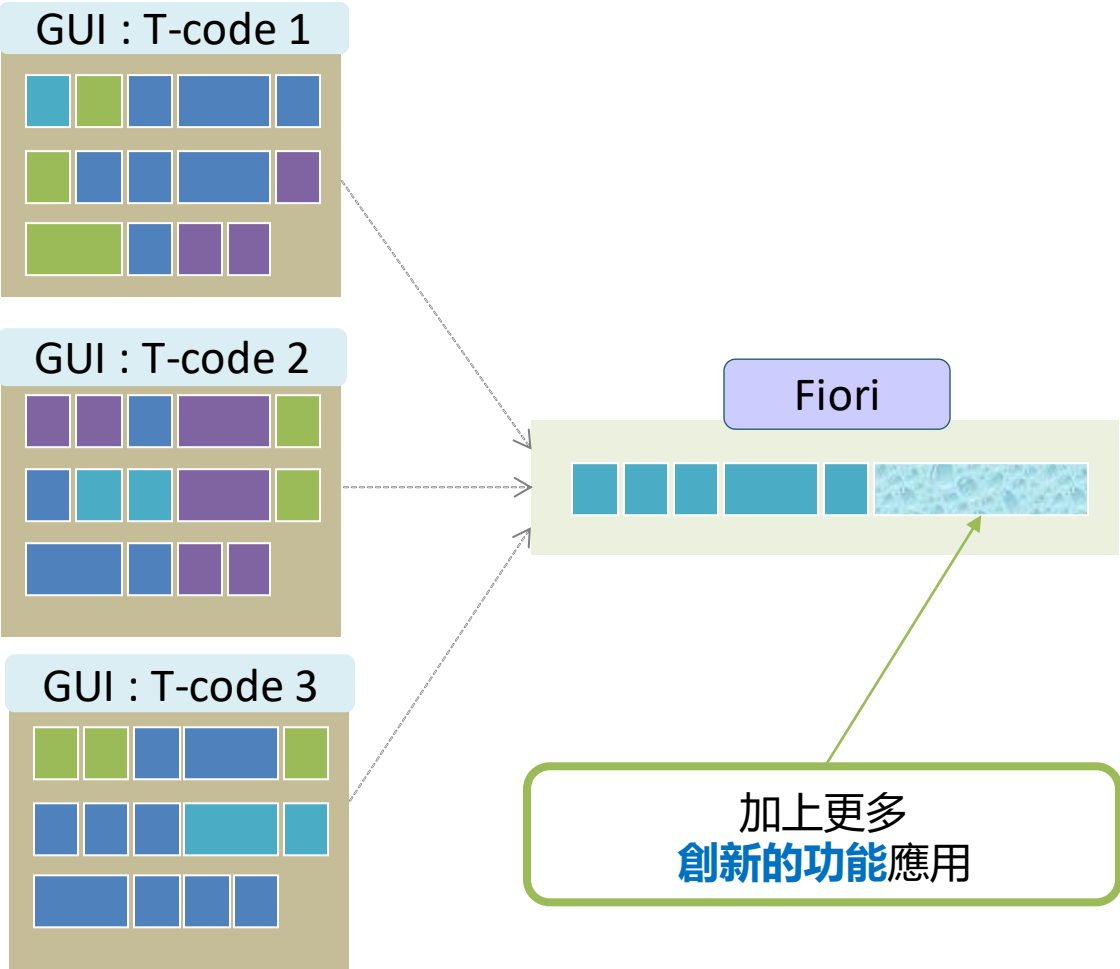
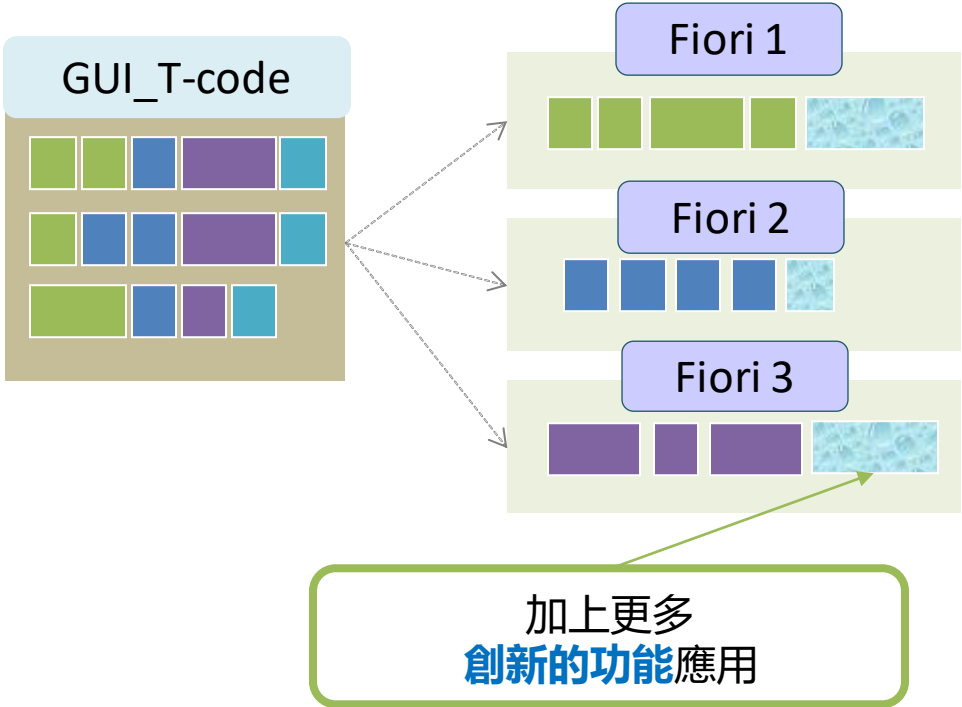


Manage
Supplier Invoices

SAP Fiori 与 SAP GUI Transaction的关系

单一 SAP GUI Transaction (T-code) 可能拆分成多个 Fiori app

多个 SAP GUI Transaction (T-code) 可能合并成单一 Fiori app



Fiori 跟 GUI 的差别

SAP Fiori着重用户体验直观显示。传统GUI需要记T-code 在不同T-code中切换执行

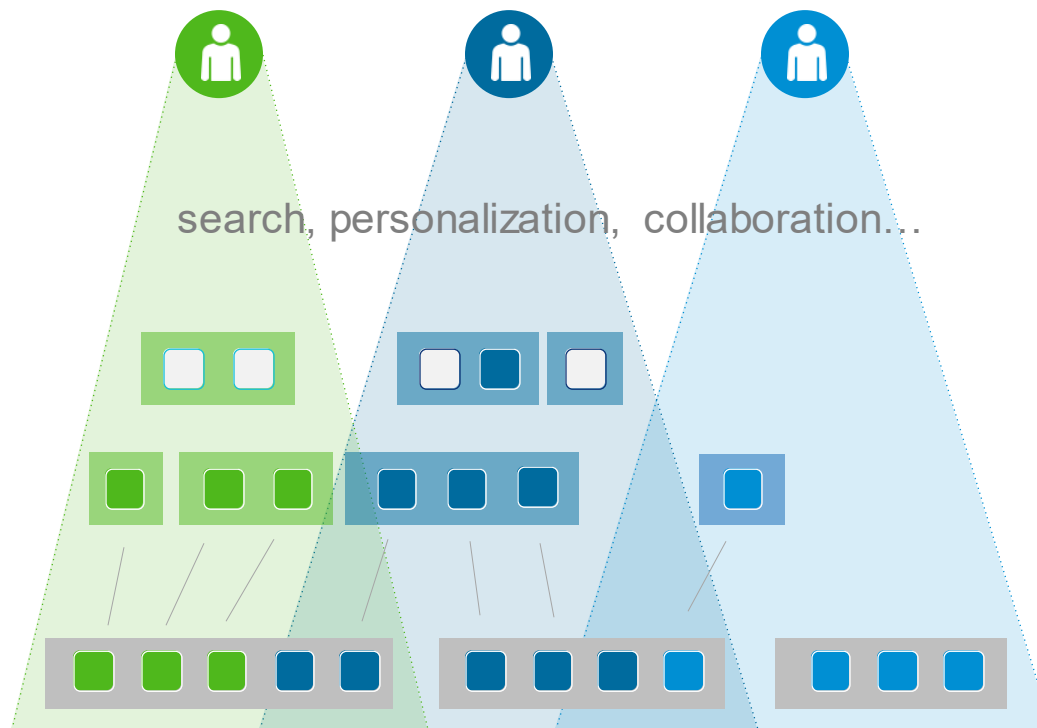
业务角色

SAP Fiori launchpad

SAP Fiori apps

传统GUI界面

SAP GUI transactions*
Web Dynpro apps
Web Client UIs



单一入口执行所需业务

与GUI非一对一的关系, 着重以“业务需求”出发

与GUI相辅相成的Fiori app

SAP Fiori launchpad

defines role-specific navigation networks

*Using SAP GUI for HTML

议程

- 什么是SAP Fiori
- 如何踏出迈向SAP Fiori的第一步
 - 针对S/4HANA已经使用GUI的客户
 - 针对S/4HANA新客户
- 如何实现快速部署SAP Fiori
- 重要资源



如何踏出SAP Fiori 项目的第一步

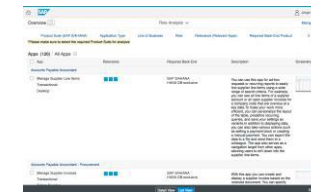
针对S/4HANA已经使用GUI的客户

Step 1: 梳理哪些交易或业务流程是您现在使用的

1. 了解每个用户需要使用的的交易功能(transactions)
2. 通过执行 **T-code: ST03N** 了解最常使用transactions
3. 通过 [Simplification List](#) 识别不支持的transactions

Step 3: 使用SAP推荐的热门app来丰富您的使用

1. 通过 [Fiori Lighthouse Scenarios](#) 进一步思考可以放入优先级的app
2. [Fiori Lighthouse Scenarios](#) 提供SAP针对全球用户使用的app, 分析后挑选出最常被使用的app
3. 针对在SAP Fiori 中还无法实现的需求, 决定处理方式



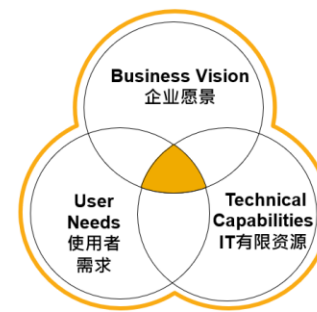
Step 2: 定义启用Fiori 的优先级

1. 通过讨论, 定义要先优先启用Fiori 的**transactions** 以及要优先启用的**业务角色**
2. 通过 [Run Fiori App Recommendations](#) 取得建议先后用Fiori 的app。该建议是依照transaction 使用频率来推荐

Step 4: 思考您未来使用Fiori 的策略



使用Fiori的策略思考点



=

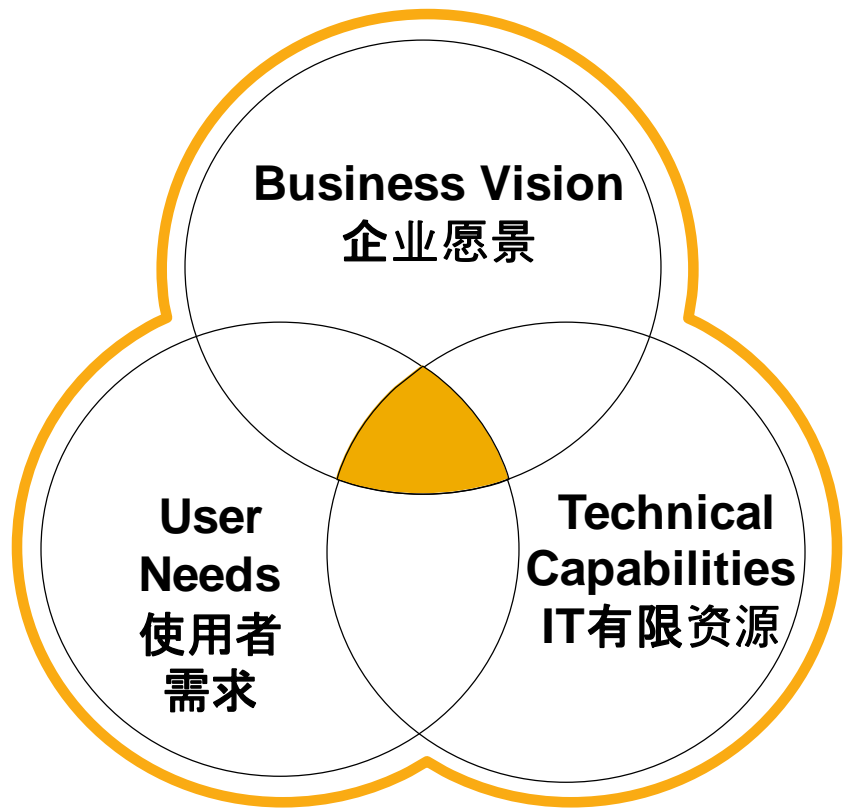
客户
管理层
终端用户
合作伙伴
竞争者

I
N
F
L
U
E
N
C
E
R
S



© 2022 SAP SE or an SAP affiliate company. All rights reserved. | PUBLIC

使用Fiori的策略思考点



=



客户



管理层



终端用户



合作伙伴

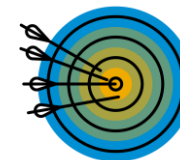


竞争者

I
N
F
L
U
E
N
C
E
R
S



我们现在在哪里?



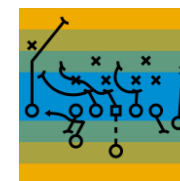
Goals

我们未来目标是什么?



External Environment

外在环境对我们的影响?



Strategic Hypothesis

我们要如何走到目的地?

Fiori的策略思考

- 帮助企业与个人决策
- 全面性思维考虑

如何踏出迈向SAP Fiori的第一步

S/4HANA全新客户

Step 1: 思维改变, 哪些交易能以Fiori开始

1. 从 SAP S/4HANA 的早期阶段项目即把Fiori纳入计划中。项目探索阶段就可将Fiori纳入流程设计
2. 改变项目思维, 激活系统中尽可能多的角色标准 SAP Fiori app, 尽可能的减少 SAP GUI 的使用

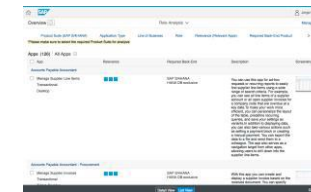
Step 3: 使用SAP推荐的热门app来丰富您的使用

1. 通过 [Fiori Lighthouse Scenarios](#) 进一步思考可以放入优先级的app
2. [Fiori Lighthouse Scenarios](#) 提供SAP针对全球用户使用的app, 分析后挑选出最常被使用的app
3. 针对在SAP Fiori 中还无法实现的需求, 决定处理方式

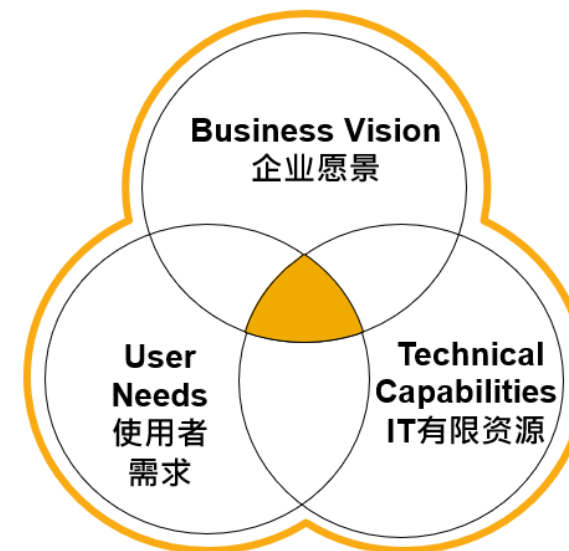


Step 2: 探索标准Fiori app与可用范围

1. 通过 [Run Fiori Apps Reference Library](#) 探索标准Fiori app 的标准实现范围与可满足的业务流程
2. 依照使用者日常工作需求, 发掘与标准Fiori实现范围的差异, 进行考虑客制功能增强



Step 4: 思考您未来使用Fiori 的策略



议程

- 什么是SAP Fiori
- 如何踏出迈向SAP Fiori的第一步
 - 针对S/4HANA已经使用GUI的客户
 - 针对S/4HANA新客户
- 如何实现快速部署SAP Fiori
- 重要资源



您需要从这里开始



需要参与的人员



Fiori 系统筹备

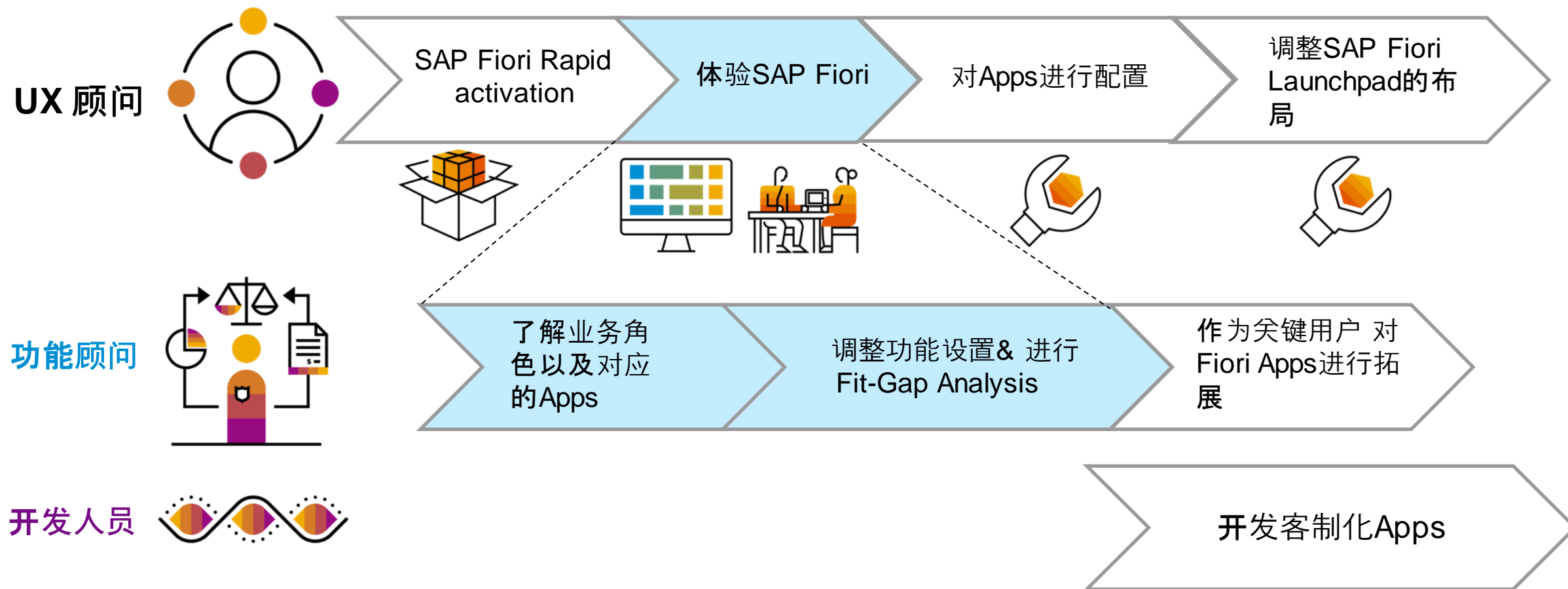


要启用的Fiori app



实施方法

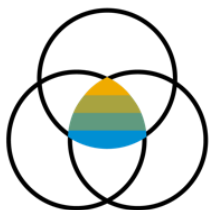
需要参与的人员



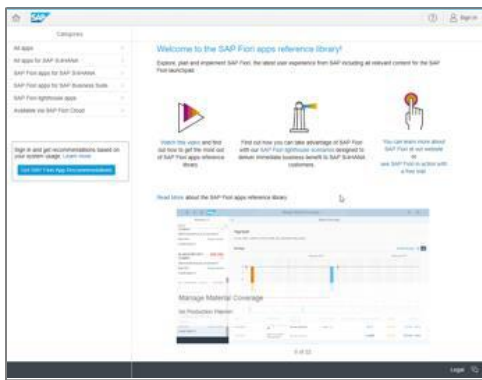
学习资源: openSAP [How to Deliver a Great User Experience with SAP S/4HANA, Learning Journey for UX Lead](#),

如何实现快速部署SAP Fiori?

确定范围



确定所涉及的业务角色



[SAP Fiori apps reference library](#)

按照角色进行激活



按照角色快速激活



[SAP Rapid Activation](#)

调整与拓展

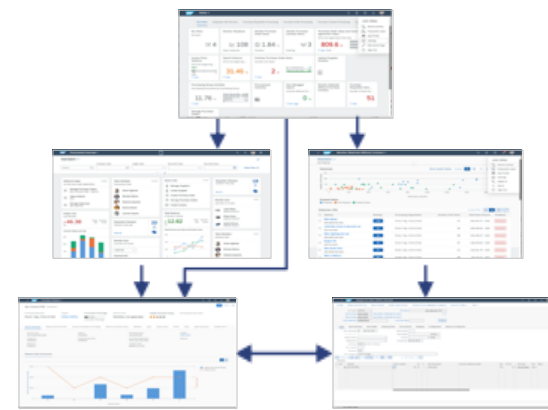
Development

> Quality Assurance

> Production



按需调整展示页面的内容与布局



[Launchpad Content Manager](#)

确定范围：

访问[SAP Fiori Apps Reference Library](#)，了解针对不同角色发布的SAP Fiori Apps

Demo



Categories

- All apps >
- All apps for SAP S/4HANA >
- SAP Fiori apps for SAP S/4HANA >
- SAP Fiori apps for SAP Business Suite >
- SAP Fiori lighthouse apps >
- Available via SAP Fiori Cloud >

Sign in and get recommendations based on your system usage. [Learn more](#)

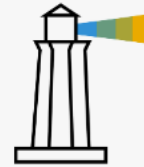
[Get SAP Fiori App Recommendations](#)

Welcome to the SAP Fiori Apps Reference Library!

Explore, plan and implement SAP Fiori, the latest user experience from SAP including all relevant content for the SAP Fiori launchpad.



Find out how to get the most out of SAP Fiori Apps Reference Library in the [help portal](#).



Find out how you can take advantage of SAP Fiori with our [SAP Fiori lighthouse scenarios](#) designed to deliver immediate business benefit to SAP S/4HANA customers.

[SAP FIORI LIGHTHOUSE SCENARIOS UPDATED](#)



You can learn more about SAP Fiori at our website or see SAP Fiori in action with a free trial.

[Read More](#) about the SAP Fiori apps reference library.

确定范围

结合当前ERP系统的使用情况, 借助[SAP Fiori App Recommendations](#)自助服务了解与自己业务相关的SAP Fiori Apps



1323773



SAP Fiori App Recommendations

1 Display Existing Analysis or Create New Analysis

1. Display Existing Analysis or Create New Analysis

- Display existing analysis
- Create new analysis

With SAP Fiori App Recommendations in the SAP Fiori apps reference library, you can identify the SAP Fiori apps that best fit your business needs based on the business processes and system that you use.

[More Info.](#)

Step 2

确定范围:

SAP Fiori Lighthouse Scenarios帮助您了解“装机必备”的SAP Fiori Apps有哪些

Home SAP 1323773

Apps (124)

Search


Filtered by: SAP Fiori lighthouse apps (SAP Fiori lighthouse apps)

SAP Fiori lighthouse apps


- Capacity Scheduling Table / Schedule Production ★
- Cash Flow Analyzer
- Change Process Analysis for Business Partner
- Chemical Inventory Reporting
- Classify Products - Commodity Codes
- Commitments and Actuals Analyses
- Compliance Information for Products ★
- Count Physical Inventory

Welcome to the SAP Fiori Apps Reference Library!

Explore, plan and implement SAP Fiori, the latest user experience from SAP including all relevant content for the SAP Fiori launchpad.




Find out how to get the most out of SAP Fiori Apps Reference Library in the [help portal](#).



Find out how you can take advantage of SAP Fiori with our [SAP Fiori lighthouse scenarios](#) designed to deliver immediate business benefit to SAP S/4HANA customers.

SAP FIORI LIGHTHOUSE SCENARIOS UPDATED

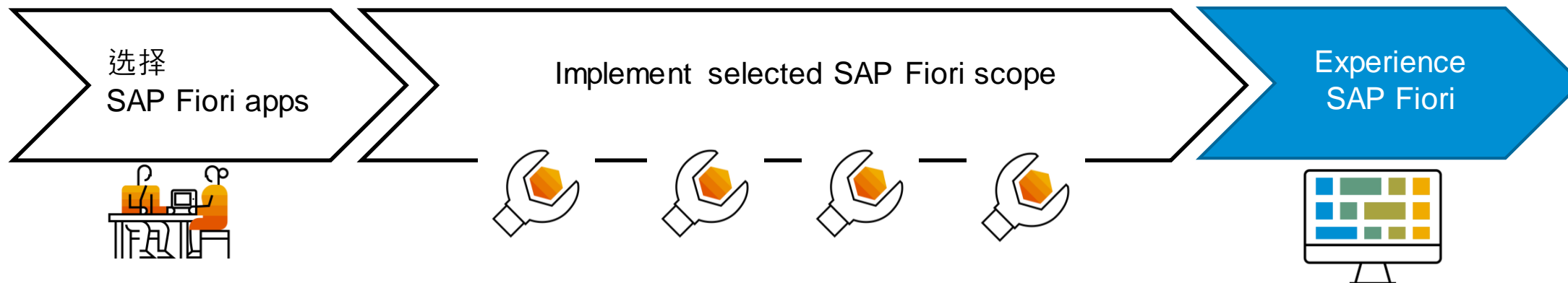


You can learn more about SAP Fiori at our [website](#) or see SAP Fiori in action with a [free trial](#).

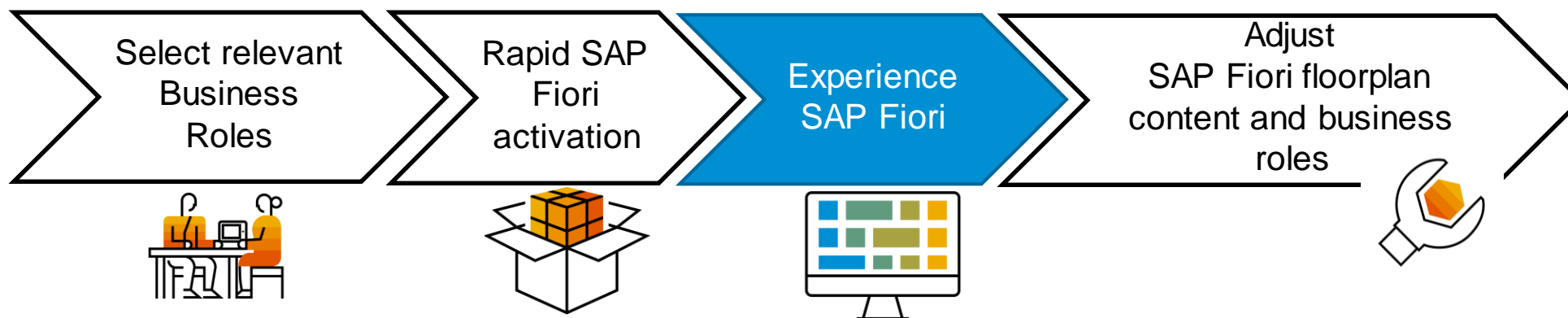
启用SAP Fiori Rapid Activation

降低实施SAP Fiori 的工作量

不使用 SAP Fiori rapid content activation:



使用 SAP Fiori rapid content activation:




重要必读: [SAP Fiori for SAP S/4HANA – New Rapid Content Activation on SAP S/4HANA releases 1709 to 2021 – Part 1 – Overview](#)

Rapid Activation帮助您按照角色批量激活SAP Fiori Apps

Rapid Activation使按照角色激活SAP Fiori Apps成为可能，可以最大限度的缩短激活SAP Fiori Apps的时间：

- [SAP Fiori for SAP S/4HANA – Activate SAP Fiori in 1 day or less – the video playlist and FAQ](#)
- Rapid Activation of SAP Fiori in [SAP Help Portal](#)
- [SAP Note 2902673 - Rapid Activation for SAP Fiori in SAP S/4HANA – Overview](#)

按照角色进行激活



按照角色快速激活



调整SAP Fiori更贴合您的需求

在我们按照角色批量激活SAP Fiori Apps之后， 我们需要作进一步的个性化调整。

- 如何创建您特定的业务角色：[SAP Fiori for SAP S/4HANA – Creating your custom business roles – the end-to-end process and video playlist](#)
- 工具介绍：[SAP Fiori for SAP S/4HANA – Overview of tools for maintaining custom launchpad content and layout](#)



[Launchpad App Manager](#)
[Launchpad Content Manager](#)
[SAP Fiori Content Activation task list](#)
[Manage Launchpad Spaces / Pages](#)

调整与拓展

Development

> Quality Assurance

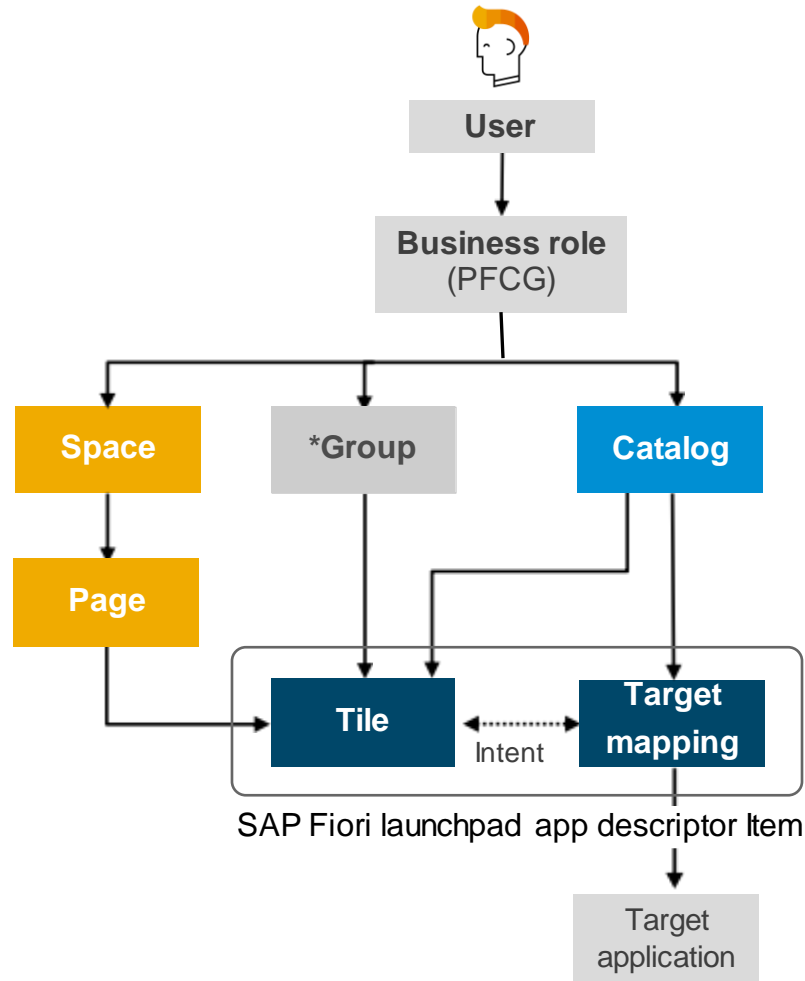
> Production



按需调整展示页面的内容与布局



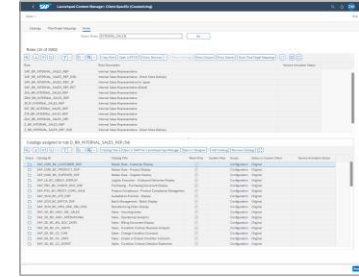
调整SAP Fiori launchpad 内容与布局的工具



*Groups are deprecated from SAP S/4HANA 2021

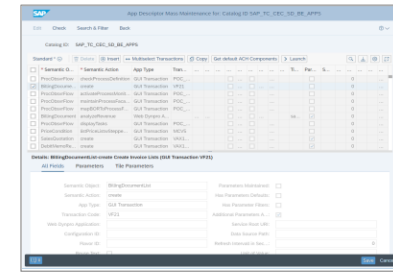
Content manager

维护**business catalogs** – 用来执行某一工作所需的所有apps (比如创建销售订单)



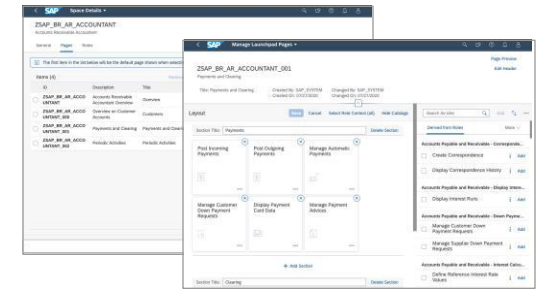
Application manager

维护**technical catalogs** – 针对某一业务领域的 app descriptor items (比如销售与分销)



管理 launchpad 的页面

调整页面的布局, 比如spaces and pages



Launchpad content aggregator
Report business role and business catalog content

通过Spaces和Pages优化 SAP Fiori launchpad 布局 (从SAP S/4HANA 2020版本开始)

视频: [What are SAP Fiori Launchpad Spaces](#)



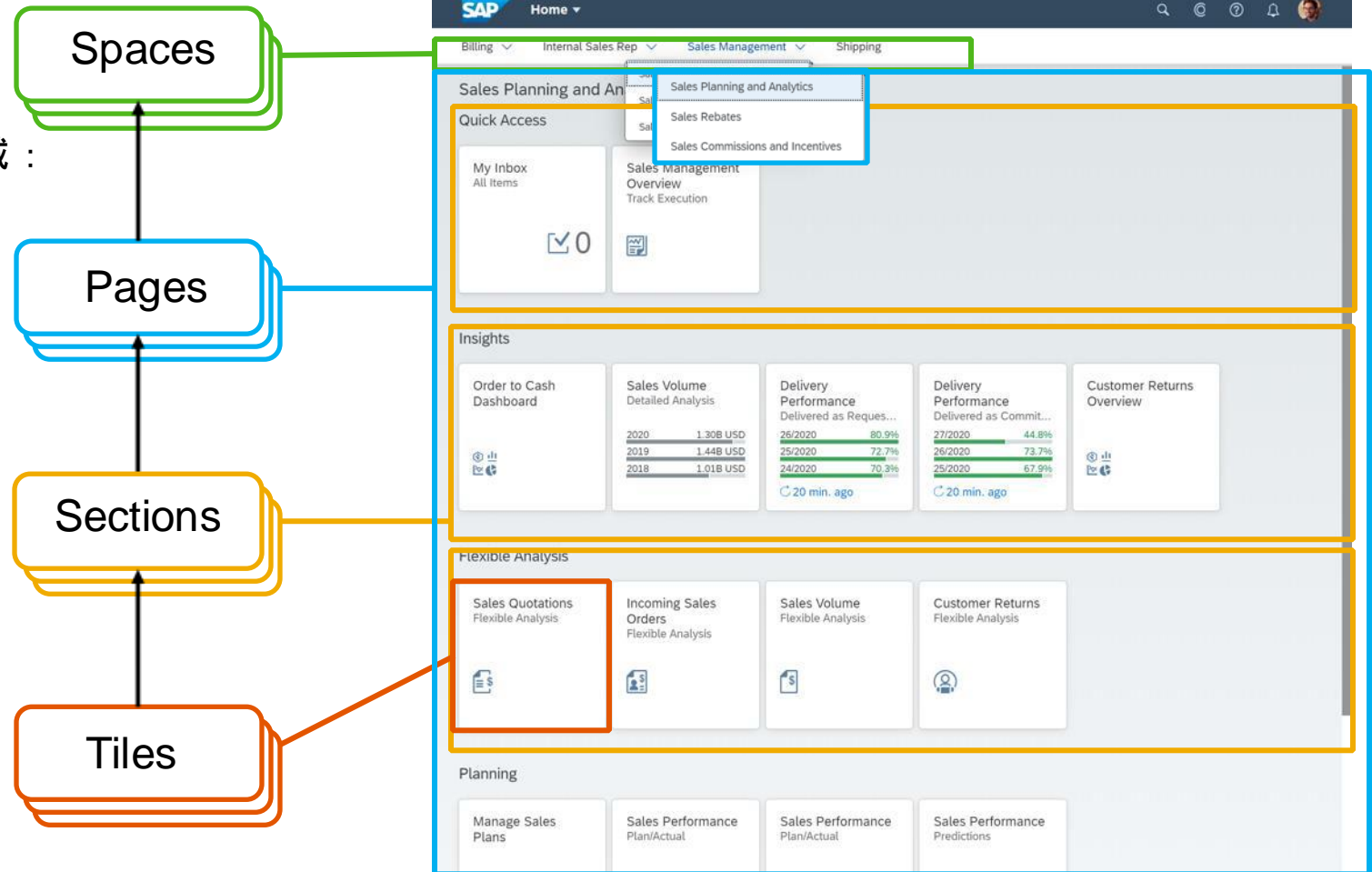
对于有多个页面的Spaces区域：
比如 一个space对应一个角色



用户和管理员：
借助WUSIWYG编辑器来组织Apps的访问



业务用户：
简单易用、提高用户体验度

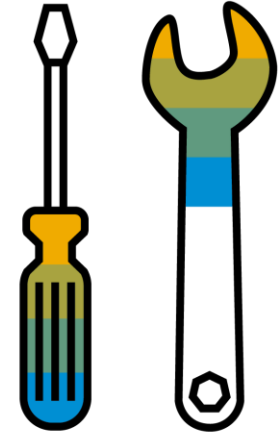
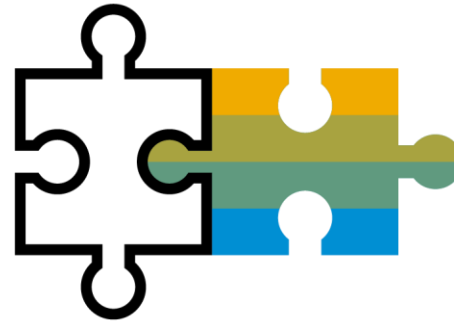


Enabled starting from SAP Fiori front-end server 2020 for SAP S/4HANA and SAP Launchpad service on SAP BTP

[更多信息: Recommendation for Structuring Roles, Spaces & Pages in the SAP Fiori Launchpad based on Common User Behaviors](#)

针对Fiori中无法满足的需求

Adapt, extend or build?



ADAPT

Minimal adjustments for individual, role or process-specific needs
S4提供标准工具，可以修改Fiori app，不用透过写code客制

EXTEND

Breakout options for organizations and industry-specific needs
针对标准app去写code来enhance增强

BUILD

Complement delivered software with new apps and intelligent capabilities
从零开始自行发开新的app

更多信息: [SAP S/4HANA Extensibility: A Learning Journey](#)

议程

- 什么是SAP Fiori
- 如何踏出迈向SAP Fiori的第一步
 - 针对已经使用GUI的客户
 - 针对新客户
- 如何实现快速部署SAP Fiori
- 重要资源



重要资源

For everyone 所有用户:

- [SAP Fiori for SAP S/4HANA Community](#) ★

For IT Leaders IT主管:

- [Mapping Your Journey to SAP S/4HANA](#)
- [A Practical Guide for Senior IT Leadership](#)

For project managers 项目经理:

- [Top 10 Myths and Misconceptions](#)
- [Essential Roles for SAP S/4HANA Projects](#)

For the whole project team 项目成员:

- [Speed up your Fiori support](#)
- [Guided answer: How to create the perfect Fiori incident](#)

For functional consultants 功能顾问:

- [Top 5 Fiori features that bring value to every business user](#)
- [Best UX resources for Functional Consultants](#)
- [Finding the delta of new apps between SAP S/4HANA versions](#)
- [Finding the technical name of an app](#)

For the technical team 技术顾问:

- [Fiori rapid content activation in help portal](#) ★
- [How to extend Fiori apps](#)
- [Guided answer: How to extend a SAP Fiori app in SAP S/4HANA](#)
- [Understanding extensibility: UI flexibility](#)
- [Performance tips and tricks – SAP S/4HANA on premise](#)
- [Readiness Check 2.0 – Details about the topic of Fiori](#)
- [Internet facing considerations and recommendations](#)

SAP Fiori for SAP S/4HANA Community

Scope and Prepare



Resources to help you: Skill up; Scope your first/next UX Adoption wave; and prepare your SAP Fiori for SAP S/4HANA technical environment.

[Skill up! SAP Fiori for SAP S/4HANA - Join the 5 Steps to Fiori for customers bootcamp](#)

[SAP Fiori for SAP S/4HANA – Showcasing SAP Fiori – the video collection](#)

[SAP Activate – Introducing UX Value Goals for your UX adoption roadmap](#)

[SAP Fiori for SAP S/4HANA - Recommendations for transitioning users from SAP GUI to SAP Fiori](#)

[SAP Fiori for SAP S/4HANA – Foundational SAP Notes for SAP S/4HANA 2021](#)

[SAP Readiness Check 2.0 – Details about the topic of SAP Fiori](#)

[Granting Project Users SAP Fiori Launchpad Access](#)

Activate and Explore



Resources to help you: Activate your SAP Business Roles; and Explore the SAP Fiori apps, features, and intelligent use cases delivered by SAP.

[SAP Fiori for SAP S/4HANA – Activate SAP Fiori in 1 day or less – the video playlist and FAQ](#)

[SAP Fiori for SAP S/4HANA - Rapid Content Activation on SAP S/4HANA - Part 1 Overview](#)

[SAP Fiori for SAP S/4HANA – Understanding SAP Business Roles | SAP Blogs](#)

[SAP Fiori for SAP S/4HANA – Best UX Resources for Functional Consultants](#)

[SAP Fiori for SAP S/4HANA – Accessibility A11Y Microlearnings now available](#)

Refine and Extend



Resources to help you: Refine launchpad content and layout; Adapt/Extend delivered apps; Build your own custom apps and integrate them with your launchpad.

[Yes you need SAP Fiori to Configure, Adapt and Extend SAP S/4HANA](#)

[Limit Search Object Access in Fiori Launchpad made easier](#)

[How to migrate from groups to spaces and pages](#)

[Overview of tools for maintaining custom launchpad content and layout](#)

[Creating your custom business roles – the end-to-end process and video playlist](#)

[Recommendation for Structuring Roles, Spaces and Pages in the SAP Fiori Launchpad Based on Common User Behaviors](#)

Support and Grow



Resources to help you: Support your users; Motivate the next wave of UX adoption; Grow your business value via intelligent technologies.

[App Support for the SAP Fiori Launchpad](#)

[Support Best Practice Recommendations](#)

[SAP Fiori for SAP S/4HANA – Performance Optimization and Best Practice – Part 1 Tools and Tracing](#)

[SAP Fiori for SAP S/4HANA – Performance Optimization and Best Practice – Part 2 Architecture & Other Considerations](#)

[SAP Fiori for SAP S/4HANA – Troubleshooting Tips and Tricks in S/4HANA On-Premise](#)

[How and why to upgrade SAP Fiori for your SAP S/4HANA solution](#)

[SAP Fiori for SAP S/4HANA – Best Practices for Upgrades and Application of Patches](#)

SAP Help Portal : Fiori Overview

SAP Help Portal (Documentation) Browse by Product Learning Journeys Explore SAP

Home > SAP Fiori Overview > SAP Fiori Overview > Set up and Configure SAP Fiori > Configuration of SAP Fiori Infrastructure > Configuration Using Automatic Task Lists

SAP Fiori Overview

This document Search in this document Advanced Search

Configuration of SAP Fiori Infrastructure

- Configuration Using Automatic Task Lists
- Embedded Deployment of SAP Fiori Front-End Server (Recommended)
 - Automatic Activation of Embedded-Deployment SAP Fiori
- Rapid Activation of SAP Fiori
 - Activating SAP Fiori Foundation Via Task List SAP_FIORI_FOUNDATION_S4
 - Activating SAP Fiori Apps for SAP Business Roles Via Task List SAP_FIORI_CONTENT_ACTIVATION
 - Activating SAP Fiori Apps for Custom Business Roles Via Task List SAP_FIORI_FCM_CONTENT_ACTIVATION

Configuration Using Automatic Task Lists

Task lists facilitate the configuration of your SAP Fiori system landscape and simplify the activation of SAP Fiori content.

Use

You can perform ABAP system configuration in an automated way by using predefined task lists. For SAP Fiori, task lists support you in setting up and configuring the communication channels between the client, the front-end, and the back-end servers. When you execute a task list, the system guides you through the configuration of the subordinate tasks that are included in the task list. In the end, after carrying out a task list, you do not have to execute

On this page

- Use
- Prerequisites
- Procedure
- More Information

Was this page helpful?

Yes No

谢谢!

联系方式:

SAP Customer Engagement Support:

alina.wang@sap.com

Lichee.yu@sap.com

vicky.wu@sap.com

欢迎扫码提交您的反馈



关注我们



www.sap.com/contactsap

© 2022 SAP 股份有限公司或其关联公司版权所有，保留所有权利。

未经 SAP 股份有限公司或其关联公司明确许可，任何人不得以任何形式或为任何目的复制或传播本文件的任何内容。

本文包含的信息如有更改，恕不另行通知。由 SAP 股份有限公司及其分销商营销的部分软件产品包含其他软件供应商的专有软件组件。各国的产品规格可能不同。

上述资料由 SAP 股份有限公司或其关联公司提供，仅供参考，不构成任何形式的陈述或保证，其中如若存在任何错误或疏漏，SAP 或其关联公司概不负责。与 SAP 或 SAP 关联公司产品和服务相关的保证仅限于该等产品和服务随附的保证声明（若有）中明确提出的保证。本文中的任何信息均不构成额外保证。

特别是，SAP 股份有限公司或其关联公司没有义务按照本文件或任何相关演示文稿中所述内容提供任何业务，或是开发或发布本文件中提及的任何功能。SAP 股份有限公司或其关联公司可随时出于任何理由对本文件或任何相关演示文稿以及其战略和未来可能的开发、产品、和/或平台方向及功能做出更改，且不再另行通知。本文档中的信息不构成提供任何材料、代码或功能的承诺、许诺或法律义务。所有前瞻性陈述均受各种风险和不确定因素的影响。这些风险和不确定因素可能导致实际结果与预期存在实质差异。请读者不要过分依赖这些前瞻性陈述，且不应依据这些陈述制定购买决策。

SAP 和本文提及的其它 SAP 产品和服务及其各自标识均为 SAP SE（或 SAP 关联公司）在德国和其他国家/地区的商标或注册商标。提及的所有其他产品和服务名称是其各自公司的商标。

如欲了解更多商标信息和声明，请访问 www.sap.com/copyright。

Follow us



www.sap.com/contactsap

© 2020 SAP SE or an SAP affiliate company. All rights reserved.

No part of this publication may be reproduced or transmitted in any form or for any purpose without the express permission of SAP SE or an SAP affiliate company.

The information contained herein may be changed without prior notice. Some software products marketed by SAP SE and its distributors contain proprietary software components of other software vendors. National product specifications may vary.

These materials are provided by SAP SE or an SAP affiliate company for informational purposes only, without representation or warranty of any kind, and SAP or its affiliated companies shall not be liable for errors or omissions with respect to the materials. The only warranties for SAP or SAP affiliate company products and services are those that are set forth in the express warranty statements accompanying such products and services, if any. Nothing herein should be construed as constituting an additional warranty.

In particular, SAP SE or its affiliated companies have no obligation to pursue any course of business outlined in this document or any related presentation, or to develop or release any functionality mentioned therein. This document, or any related presentation, and SAP SEs or its affiliated companies' strategy and possible future developments, products, and/or platforms, directions, and functionality are all subject to change and may be changed by SAP SE or its affiliated companies at any time for any reason without notice. The information in this document is not a commitment, promise, or legal obligation to deliver any material, code, or functionality. All forward-looking statements are subject to various risks and uncertainties that could cause actual results to differ materially from expectations. Readers are cautioned not to place undue reliance on these forward-looking statements, and they should not be relied upon in making purchasing decisions.

SAP and other SAP products and services mentioned herein as well as their respective logos are trademarks or registered trademarks of SAP SE (or an SAP affiliate company) in Germany and other countries. All other product and service names mentioned are the trademarks of their respective companies.

See www.sap.com/copyright for additional trademark information and notices.